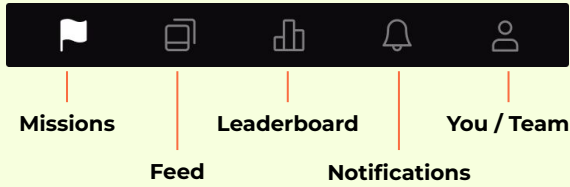


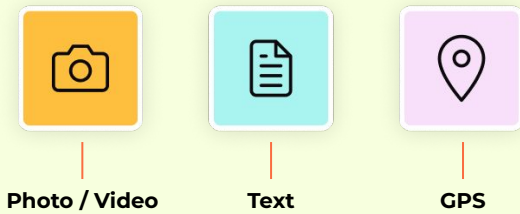
How to use the Goosechase App

Navigate the App

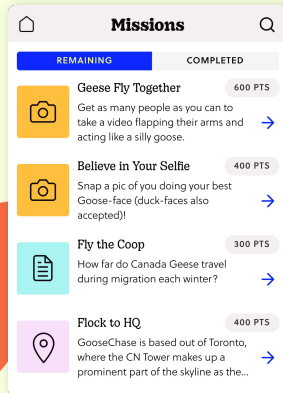
- 1 The bar at the bottom of the app will help you to navigate to each tab of the Goosechase app.



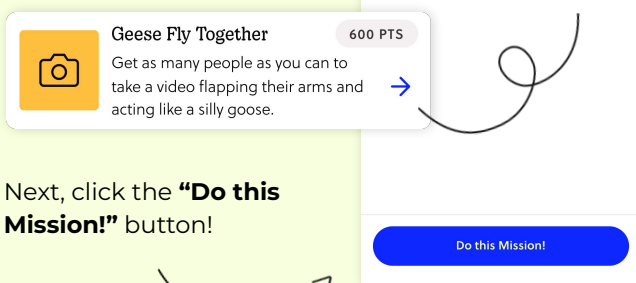
- 2 There are three types of **Missions** you can complete.



- 3 Missions available for you to complete will be under the **"Remaining"** section of the Missions tab.



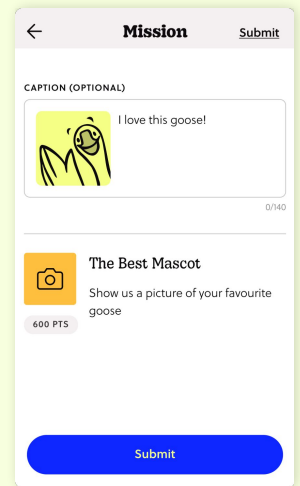
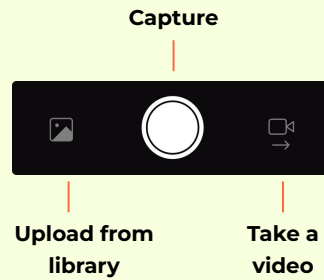
- 4 To complete a Mission, choose a Mission from your Mission list.



Complete Missions

To complete a Photo or Video Mission

Take a picture or video that meets the requirements of your Mission. Read your Missions carefully!



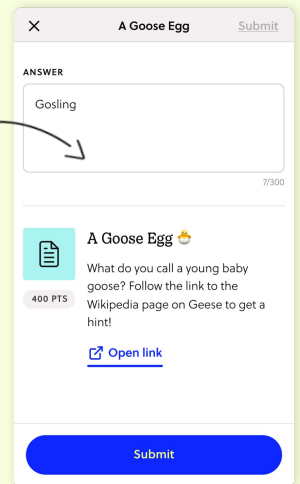
- Your Experience creator may have limited your submission to just photo, just video, or in-app capture only. For this reason, some capture options may not be available for some Missions.

To complete a Text Mission

Enter your answer in the answer box and click **"Submit!"**

If your answer is incorrect that means the creator of the Experience has set a specific answer for this Mission that you need to match.

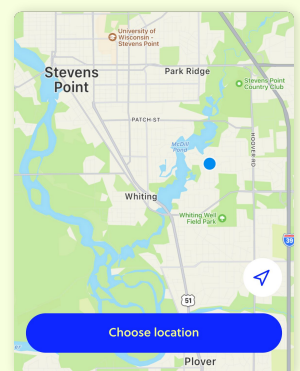
Try again!



To complete a GPS Mission

The Goosechase app will use your location (make sure you have location services enabled!) to check if you are at the correct place.

Click **"Choose location"** once the app has located where you are. If you are in the correct location, your Mission will be complete!


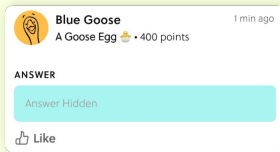


Watch the action!

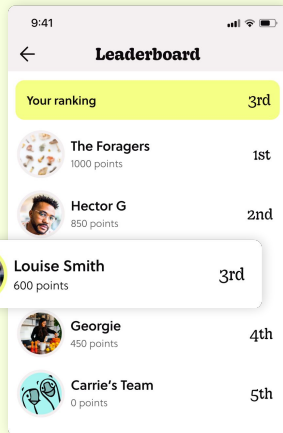
Your submissions, along with other participants submissions, will show up in the **Feed** in real time.

Don't forget to like each others submissions!

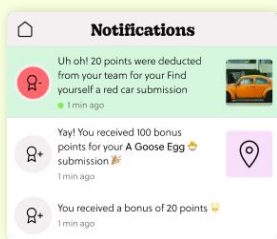
→ Submissions for some Missions may be hidden in the submission feed. This is determined by the creator of your Experience.



Once you successfully complete a Mission, your points will be added to your score immediately and your leaderboard ranking will be updated.



Any bonus points awarded or removed by the creators of the Experience may be adjusted at a later time.

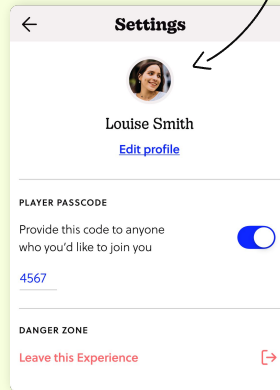
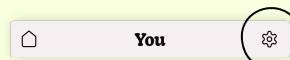
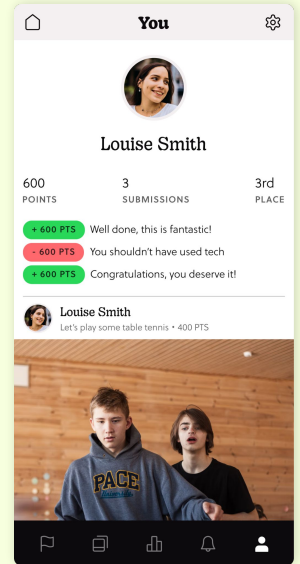


All notifications regarding points awarded, deducted, likes and messages will be on your notifications tab.

Manage your account

On the You tab (or Team tab for team mode experiences) you will be able to see:


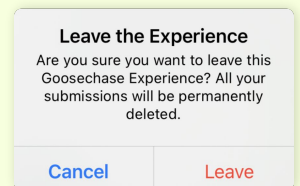
- Total points
- Submissions
- Point adjustments
- Profile name and picture
- Likes on submissions
- Team members (if in team mode)



By clicking on the gear icon in the upper right-hand corner you will be able to edit your name (if you created the profile), view your passcode and leave the game.

If you leave the game, all of your submissions and points will be **DELETED PERMANENTLY**.

If you would like to log out of the app, do so from the settings on the home page.



Wings up, let's cut to the chase!

For any questions, please check out our [FAQ page](#) or reach out to us at hi@goosechase.com or through the chat on our website.

goosechase

