

Augustus Brown Swimming Pool

Progress Update

August / September 2023

Hello and welcome to our August / September edition of our Augustus Brown Swimming Pool Renovation Progress newsletter. We are delighted to share the latest updates on the ongoing construction with you.

It has been a busy past couple of months with the work beginning to shift from demolition of the existing and antiquated structure and mechanical features into the construction and addition of new and modern ones. New plumbing has been laid, holes and trenches have been filled, asbestos has been abated, walls are being built, ducting had been hung, electrical wiring being routed, fixtures are being installed, slabs are being poured, fresh paint has been applied, and floors are being prepared for resurfacing. A lot of work to be sure and it's all thanks to the hard work and diligence of our contractor (Dawson), sub-contactors (Alcan Electric, Compass Construction, Rainbow Builders, Far North Services, Herr Painting, and Inside Passage Mechanical), Engineering and Design Teams (Architects Alaska and Respec-Mechanical/Electrical Engineers), as well as our own team in the CBJ Engineering Department.






New HVAC ducting staged and ready to install.



New HVAC ducting installed in lobby ceiling.




More new HVAC ducting installed in lobby ceiling.



New HVAC ducting installed in Woman's Locker Room.




New HVAC ducting installed in Men's Woman's Locker



(Above) Preparing new plumbing runs for ADA accessible showers in Men's Locker Room.

(Right) Finishing ceiling framing in Men's Locker Room showering area.



(Above) Constructing ADA accessible showers in Men's Locker Room.



ADA accessible showers in Men's Locker Room ready for tiling and fixtures.



New entry way be constructed to Natatorium from Men's Locker Room.



(Above) Finished replacing old plumbing and beginning the process of filling in around new pipes in Woman's Locker Room.



(Above) Final preparation in the Woman's shower area getting ready for fresh tiles on the walls.



(Left) Plumbing finished and floor prepared for new tiles in the Woman's shower area.

(Right) New concrete poured and sloped in preparation for new tile floor in Woman's shower area.





(Above) Demoeing the floor in toilet area in Locker Rooms to prepare for new plumbing and fixtures.



(Above) Floor demoed and new pluming run Woman’s locker room toilet area.




(Left) New plumbing wall installed between Woman’s and Men’s locker room toilet areas.

(Right) Opposite view of new plumbing wall installed between Woman’s and Men’s locker room toilet areas.

(Looking into Men’s shower area)





(Above) Preparing existing floor drains in Woman's locker room for new end fittings and new tile floor.


(Below) ADA accessible showers in Woman's Locker Room being constructed. Increased from two to three showers.




(Left) Preparing the floor in Woman's locker room. Removed old epoxy and tile flooring and set new grade with fresh dry pack mortar.


(Right) Woman's locker room floor ready for new tile flooring.






(All Photos) Construction of scaffolding in Rec Pool to grant access to the natatorium ceiling in order to install new HVAC ducting.





(Left) Boiler Room cleared out and ready for new boiler units.


(Right) Winching one of the new boiler units into the boiler room.




(Above) New Boiler units set into place and ready for their outer casing.

(Right) New electrical controls for the boiler units.





New plumbing and electrical run beneath the pool deck in front of sauna



Pool deck in front of sauna all patched up



(Above) Main entry pad and streps demoed




(Right) New curb for front entry pad poured




Entry door to Men's locker room
relocated closer to the reception desk




Entry door to Women's locker room
relocated closer to the reception desk




Lobby (Beyond drop sheets) sealed off in
preparation for asbestos abatement



Final preparations in lobby being made
for asbestos (under tiles) abatement



Tiles and asbestos adhesive have been
removed from lobby floor



Asbestos abatement in lobby complete. New doors to
the natatorium ready for install



Aquatics Director Terra Patterson and Pool Supervisor Chris Barte on site choosing new exterior paint colors

As we conclude the third edition of our newsletter documenting the ongoing renovation of the Augustus Brown Swimming Pool, the anticipation and excitement continue to build within our community. With each passing day, the vision of a revitalized and modern reincarnation of our beloved pool edges closer to reality. As we eagerly await the completion of this long anticipated project, let us remain united in our enthusiasm and look forward to this spring when the refreshed Augustus Brown Swimming Pool becomes a symbol of community pride and a source of joy for all. Stay tuned for further updates as we navigate the final laps of the Augustus Brown Swimming Pool renovation journey together.