







































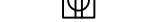




























LEGEND AND ABBREVIATIONS


 BRANCH CIRCUIT PANELBOARD  TRANSFORMER  SERVICE OR DISTRIBUTION EQUIPMENT  MOTOR CONNECTION  DISCONNECT SWITCH  FUSED DISCONNECT SWITCH  COMBINATION DISCONNECT WITH MAGNETIC MOTOR STARTER OR CONTACTOR  MAGNETIC MOTOR STARTER OR CONTACTOR  FIRE ALARM BELL  MANUAL PULL STATION  SMOKE DETECTOR  DUCT SMOKE SENSOR  HEAT DETECTOR  FIRE ALARM CONTROL PANEL  COMBINATION HORN/STROBE UNIT  STROBE ONLY UNIT  ADDRESSABLE MODULE  JUNCTION BOX  HANDHOLE  CONDUIT CONCEALED IN CEILING OR WALL  CONDUIT CONCEALED IN FLOOR OR UNDER SLAB  HOT CONDUCTOR  NEUTRAL CONDUCTOR  GROUND CONDUCTOR  HOMERUN TO INDICATED DESTINATION  FLEXIBLE CONDUIT CONNECTION  SURFACE LUMINAIRE  SUSPENDED LUMINAIRE, SIZE AND SHAPE VARIES.  POINT SOURCE CEILING MOUNT  EMERGENCY UNIT EQUIPMENT  EXIT SIGN, SHADED QUADRANT INDICATES FACES, ARROWS AS SHOWN.  WALL PACK  SPECIAL PURPOSE RECEPTACLE, 18" AFF  SIMPLEX RECEPTACLE, 18" AFF  DUPLEX RECEPTACLE, 18" AFF  THERMOSTAT, 42" AFF  PUSHBUTTON STATION	 DOUBLE DUPLEX RECEPTACLE, 18" AFF  HALF SHADING OF ANY DEVICE DENOTES ABOVE COUNTER MOUNT  FLUSH FLOOR DEVICE, DEVICE TYPE PER SYMBOLS LEGEND  SURFACE RACEWAY WITH DEVICES AS INDICATED. LENGTH AS INDICATED ON DRAWINGS.  DATA OUTLET, NUMBER INDICATES QUANTITY OF JACKS, 18" AFF  TELEPHONE OUTLET  SPEAKER  NORMALLY OPEN CONTACTS  NORMALLY CLOSED CONTACTS  20/1 CIRCUIT BREAKER  TRANSFORMER  CURRENT TRANSFORMER  CONNECTION TO GROUND  SINGLE POLE SWITCH, SUBSCRIPT DENOTES SIMILARLY MARKED LUMINAIRES CONTROLLED TOGETHER, 42" AFF  LOW VOLTAGE SWITCH, 42" AFF  DIMMER SWITCH, 42" AFF  OCCUPANCY SENSOR, (W) INDICATES WALL MOUNT  VACANCY SENSOR, (W) INDICATES WALL MOUNT  POWER PACK  CARD ACCESS KEYPAD  SHEET NOTE REFERENCE  DETAIL REFERENCE  EXISTING  FUTURE  REMOVE  RELOCATE  REMOVE AND SALVAGE  REPLACE  EXISTING, REINSTALLED	A AMPERES AC ALTERNATING CURRENT AF AMPERE (RATED) FUSE AFF ABOVE FINISHED FLOOR AFG ABOVE FINISHED GRADE AL ALUMINUM AS AMPERE (RATED) SWITCH ATS AUTOMATIC TRANSFER SWITCH AUX AUXILIARY AWG AMERICAN WIRE GAUGE C CONDUIT CB CIRCUIT BREAKER CLG CEILING CO CONDUIT ONLY CT CURRENT TRANSFORMER CU COPPER DC DIRECT CURRENT DIA DIAMETER DPDT DOUBLE POLE DOUBLE THROW DPST DOUBLE POLE SINGLE THROW DWG DRAWING EMT ELECTRICAL METALLIC TUBING EPO EMERGENCY-POWER-OFF FACP FIRE ALARM CONTROL PANEL FLA FULL LOAD AMPERES FLEX FLEXIBLE FSD COMBINATION FIRE SMOKE DAMPER GFI GROUND FAULT CIRCUIT INTERRUPTER GND GROUND GRC GALVANIZED RIGID CONDUIT HP HORSEPOWER HZ HERTZ IG ISOLATED GROUND IMC INTERMEDIATE METAL CONDUIT KCM THOUSAND CIRCULAR MILS KW KILOWATTS KVA KILOVOLT-AMPERES LTG LIGHTING LCP LIGHTING CONTROL PANEL MAX MAXIMUM MCA MINIMUM CIRCUIT AMPERES MIN MINIMUM MLO MAIN LUGS ONLY MTD MOUNTED N NEUTRAL (GROUNDED CONDUCTOR) NC NORMALLY CLOSED NEC NATIONAL ELECTRICAL CODE NEMA NATIONAL ELECTRICAL MANUFACTURER'S ASSOCIATION NL NIGHT LIGHT NO NORMALLY OPEN NTS NOT TO SCALE OC ON CENTER OD OUTSIDE DIAMETER OFCI OWNER FURNISHED, CONTRACTOR INSTALLED OFOI OWNER FURNISHED, OWNER INSTALLED PH PHASE PNL PANELBOARD RNC RIGID NON-METALLIC CONDUIT SPDT SINGLE POLE DOUBLE THROW SPST SINGLE POLE SINGLE THROW SWBD SWITCHBOARD TYP TYPICAL UL UNDERWRITERS LAB UON UNLESS OTHERWISE NOTED UPS UNINTERRUPTIBLE POWER SUPPLY V VOLTS VA VOLT-AMPERES VFD VARIABLE FREQUENCY DRIVE W WATT WAP WIRELESS ACCESS POINT WP WEATHERPROOF XFMR TRANSFORMER
---	--	--

NOTE: DEVICE HEIGHTS TO CENTER OF BOX



**Jensen
Yorba
Lott
Inc.**

522 West 10th Street
Juneau, Alaska 99801
phone 907-586-1070
fax 907-586-3959
jensenyorbalott.com



Juneau International Airport
 City and Borough of Juneau
AIRCRAFT RESCUE & FIRE FIGHTING
STATION MODIFICATION
 Contract No. E16-146
 AIP 3-02-0133-XXX-2016

REVISIONS

▲
▲
▲

SHEET TITLE
LEGEND AND ABBREVIATIONS



REGENYI
ENGINEERING, LLC

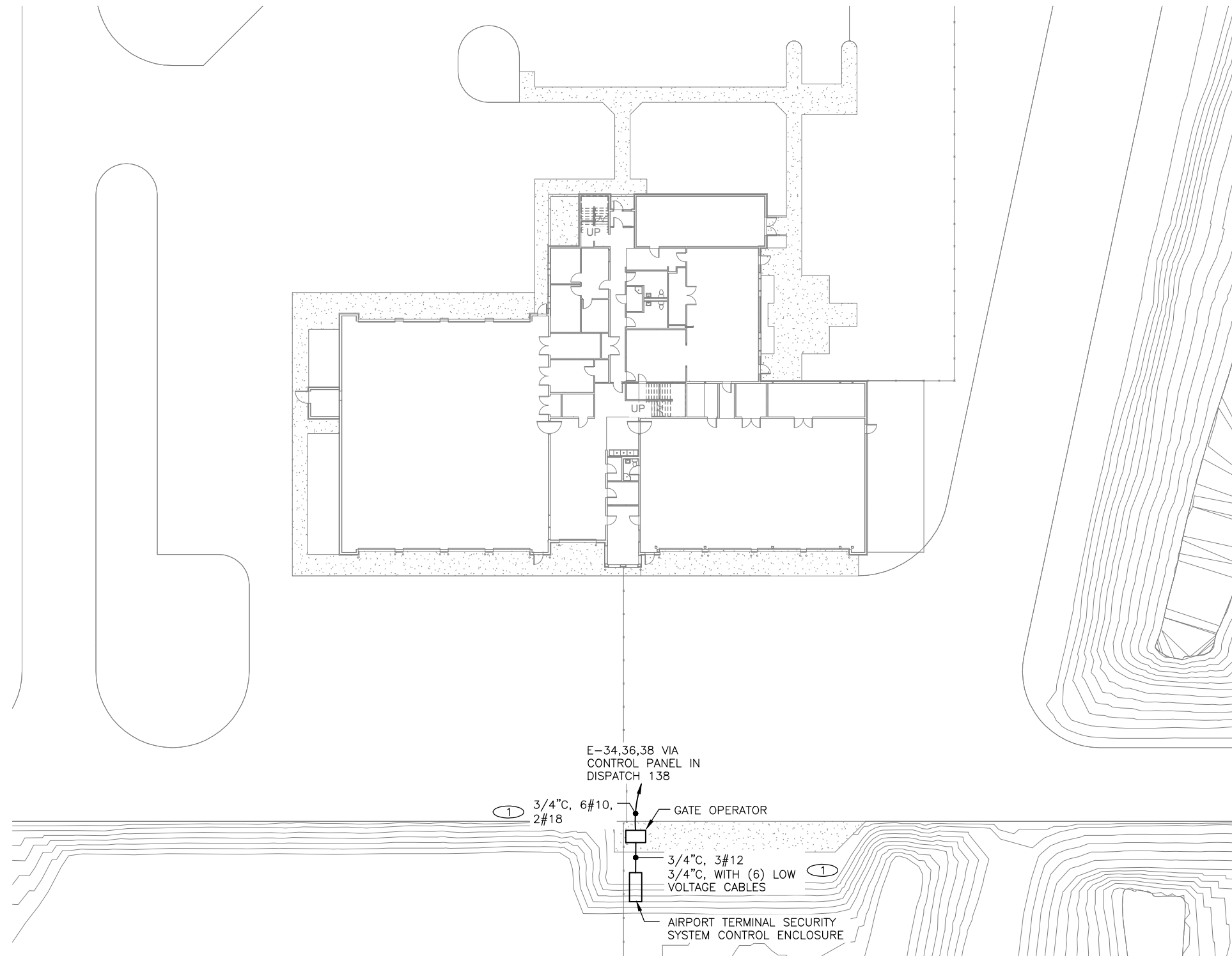
217 2nd ST, STE 208, JUNEAU, AK 99801
PH: (907) 586-5900 / FAX: (907) 586-5901

DATE: MAY 2016
FILE: 15034

E001

NOTES:

- ① EXTEND POWER AND LOW VOLTAGE WIRING AS REQUIRED TO TEMPORARY GATE OPERATOR LOCATION. COORDINATE WORK ASSOCIATED WITH AIRPORT TERMINAL SECURITY SYSTEM ENCLOSURE WITH MILLENNIUM SYSTEM VENDOR. REFER TO DRAWING E100B.




① **SITE DEMOLITION PLAN**

SCALE: 0 10' 20' 40'



217 2nd ST, STE 208, JUNEAU, AK 99801
PH: (907) 586-5900 / FAX: (907) 586-5901



**Jensen
Yorba
Lott
Inc.**

522 West 10th Street
Juneau, Alaska 99801
phone 907-586-1070
fax 907-586-3959
jensenyorbalott.com



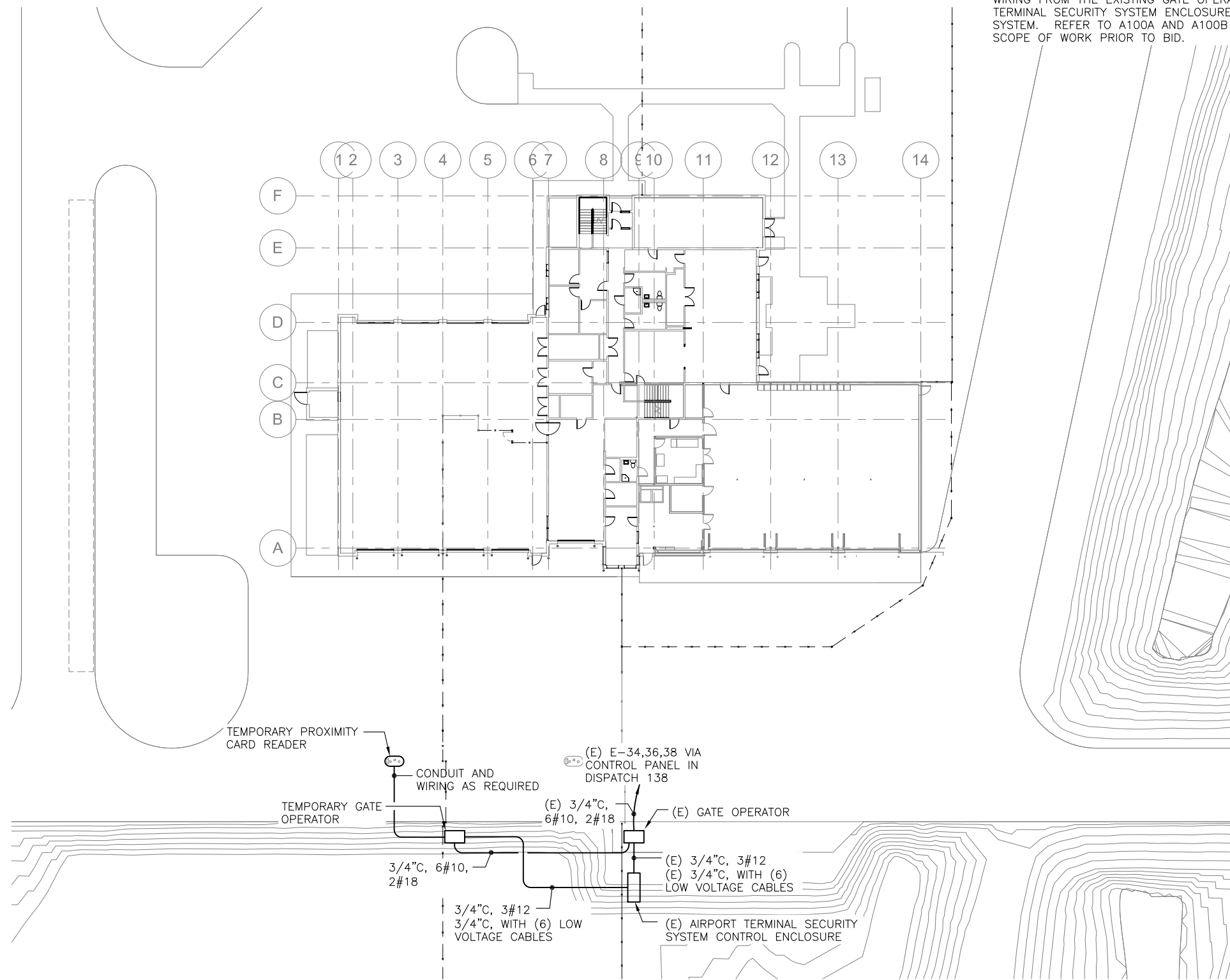
Juneau International Airport
City and Borough of Juneau
**AIRCRAFT RESCUE & FIRE FIGHTING
STATION MODIFICATION**
Contract No. E16-146
AIP 3-02-01333-XXX-2016

REVISIONS

SHEET TITLE
SITE DEMOLITION
PLAN

DATE: MAY 2016
FILE: 15034

E100A





- NOTES:
1. A NEW GATE OPERATOR AND ASSOCIATED CONTROLS SHALL BE TEMPORARILY LOCATED IN THE POSITION INDICATED. EXTEND POWER AND LOW VOLTAGE WIRING FROM THE EXISTING GATE OPERATOR AND THE EXISTING AIRPORT TERMINAL SECURITY SYSTEM ENCLOSURE AS REQUIRED FOR AN OPERABLE SYSTEM. REFER TO A100A AND A100B FOR COORDINATION. VERIFY EXACT SCOPE OF WORK PRIOR TO BID.

1 SITE PLAN SCALE: 0 10' 20' 40'

**Jensen
Yorba
Lott
Inc.**

522 West 10th Street
Juneau, Alaska 99801
phone 907-586-1070
fax 907-586-3959
jensenyorbalott.com



Juneau International Airport
City and Borough of Juneau
**AIRCRAFT RESCUE & FIRE FIGHTING
STATION MODIFICATION**
Contract No. E16-146
AIP 3-02-0133-XXX-2016

REVISIONS
△
△
△

SHEET TITLE
SITE PLAN

**EGENYI
ENGINEERING, LLC**

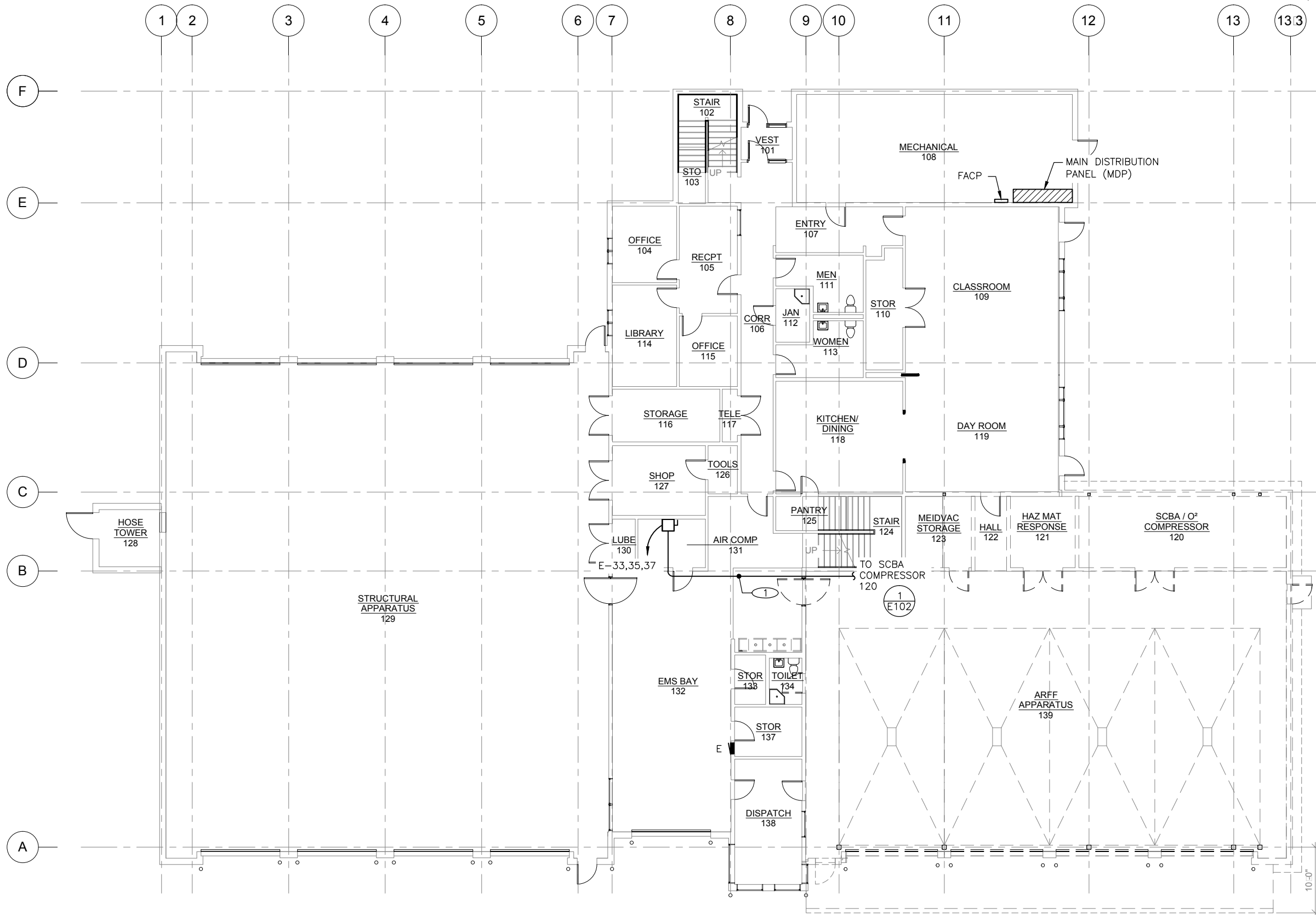
217 2nd ST, STE 208, JUNEAU, AK 99801
PH: (907) 586-5900 / FAX: (907) 586-5901

DATE: MAY 2016
FILE: 15034

E100B


NOTES:

1. THIS DRAWING ILLUSTRATES THE LOCATION OF EXISTING EQUIPMENT FOR REFERENCE.
- ② RE-ROUTE SCBA COMPRESSOR FEEDER TO NEW LOCATION. SEE DRAWING E201.
3. MAIN SWITCHBOARD: SQUARE D, POWER-STYLE.
4. FIRE ALARM CONTROL PANEL: ZONED, SILENT KNIGHT 5208.



① FIRST FLOOR EXISTING ELECTRICAL PLAN

SCALE: 0 4' 8' 16'



**Jensen
Yorba
Lott
Inc.**

522 West 10th Street
Juneau, Alaska 99801
phone 907-586-1070
fax 907-586-3959
jensenyorbaltott.com



Juneau International Airport
City and Borough of Juneau
**AIRCRAFT RESCUE & FIRE FIGHTING
STATION MODIFICATION**
Contract No. E16-146
AIP 3-02-0133-XXX-2016

NO.	REVISIONS

SHEET TITLE
FIRST FLOOR
EXISTING
ELECTRICAL PLAN

DATE: MAY 2016
FILE: 15034

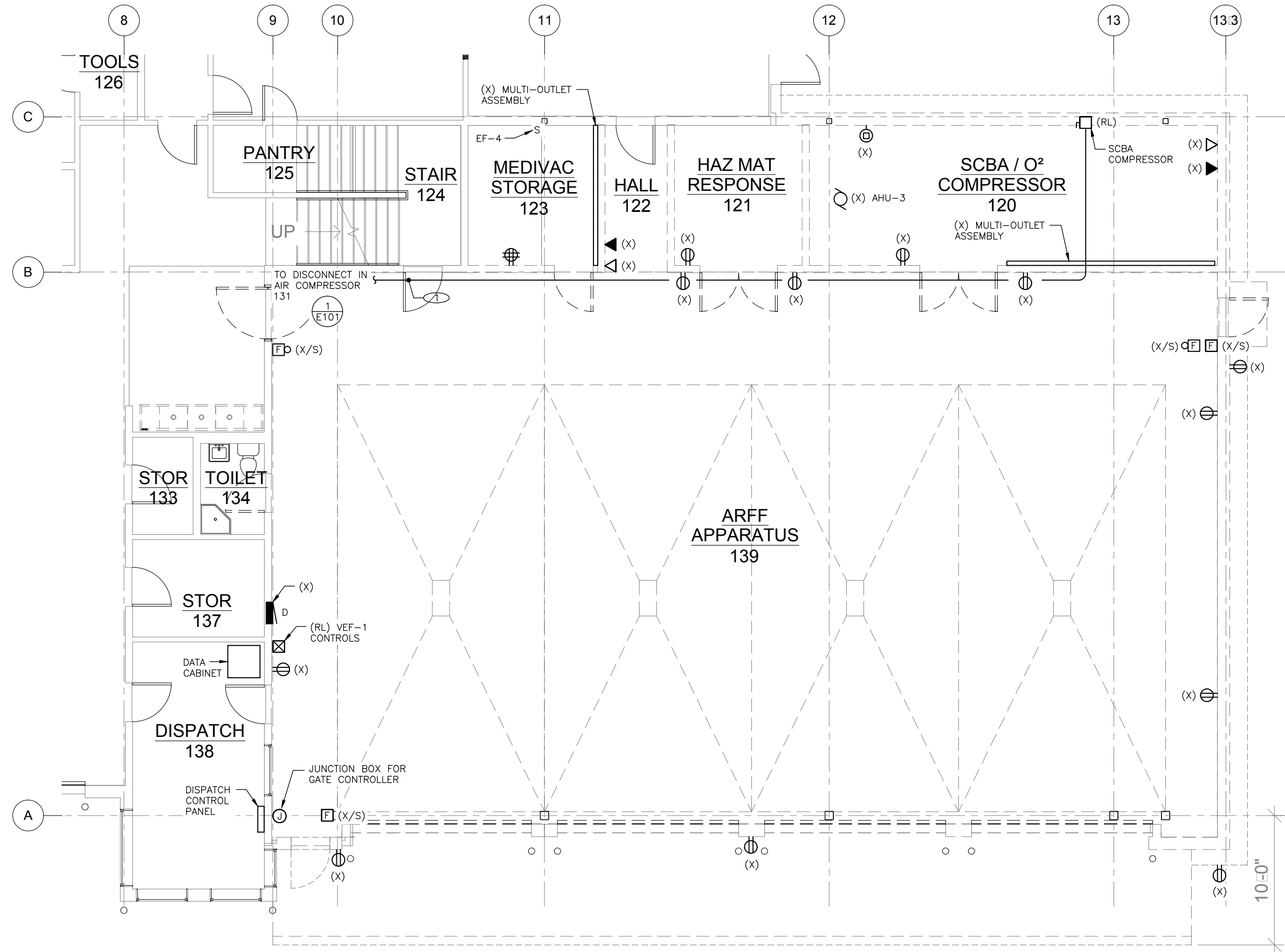
E101



217 2nd ST, STE 208, JUNEAU, AK 99801
PH: (907) 586-5900 / FAX: (907) 586-5901

NOTES:

① RE-ROUTE SCBA COMPRESSOR FEEDER TO NEW LOCATION. SEE DRAWING E201.



① FIRST FLOOR POWER AND SIGNAL DEMOLITION PLAN

SCALE: 0 2' 4' 8'



217 2nd ST, STE 208, JUNEAU, AK 99801
PH: (907) 586-5900 / FAX: (907) 586-5901



**Jensen
Yorba
Lott
Inc.**

522 West 10th Street
Juneau, Alaska 99801
phone 907-586-1070
fax 907-586-3959
jensenyorbalott.com



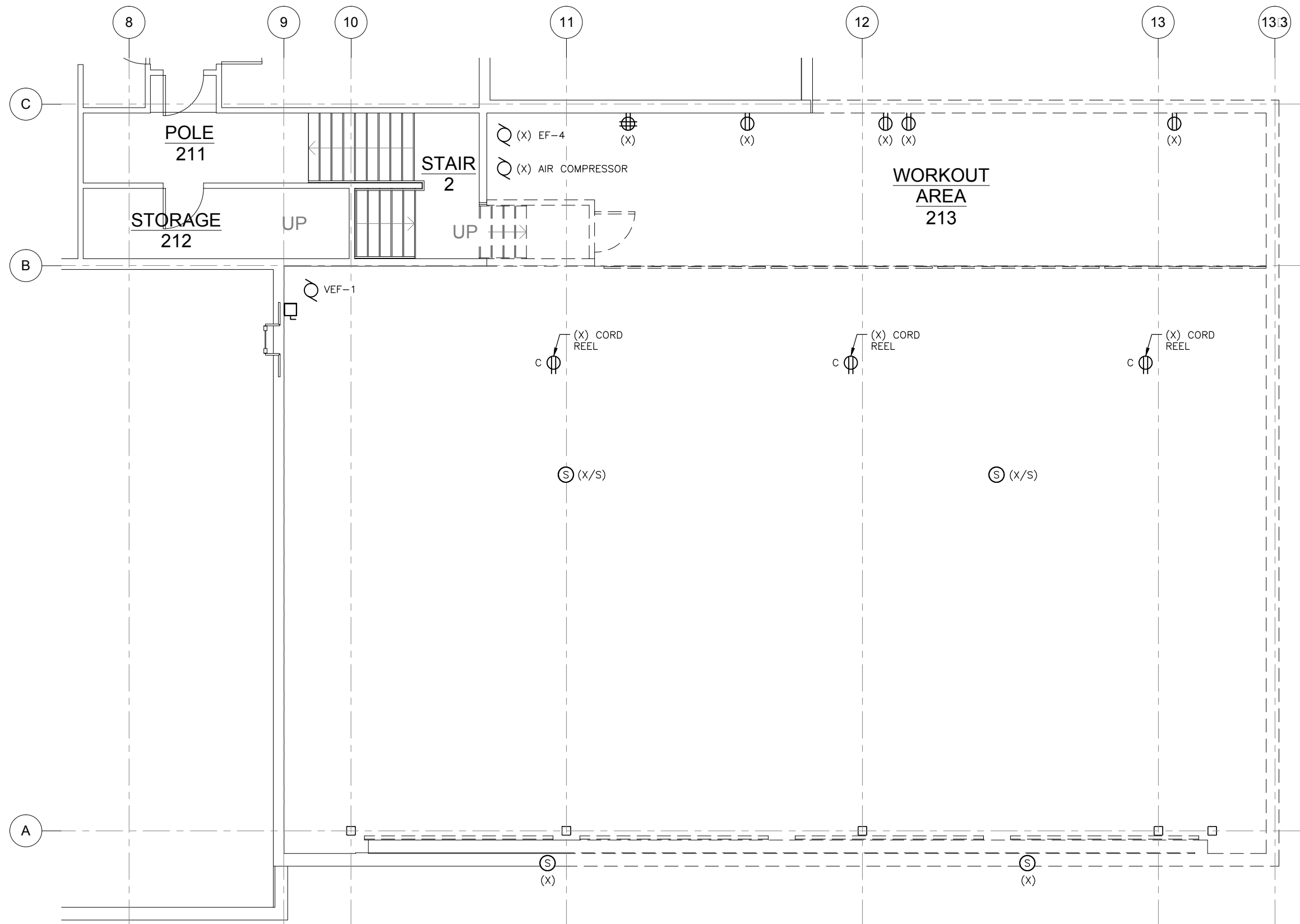
Juneau International Airport
City and Borough of Juneau
**AIRCRAFT RESCUE & FIRE FIGHTING
STATION MODIFICATION**
Contract No. E16-146
AIP 3-02-0133-XXX-2016

NO.	REVISIONS

SHEET TITLE
FIRST FLOOR
POWER AND
SIGNAL
DEMOLITION PLAN

DATE: MAY 2016
FILE: 15034

E102




1 SECOND FLOOR POWER AND SIGNAL DEMOLITION PLAN

SCALE: 0 2' 4' 8'



217 2nd ST, STE 208, JUNEAU, AK 99801
PH: (907) 586-5900 / FAX: (907) 586-5901



522 West 10th Street
Juneau, Alaska 99801
phone 907-586-1070
fax 907-586-3959
jensenyorbalott.com



Juneau International Airport
City and Borough of Juneau
**AIRCRAFT RESCUE & FIRE FIGHTING
STATION MODIFICATION**
Contract No. E16-146
AIP 3-02-01333-XXX-2016

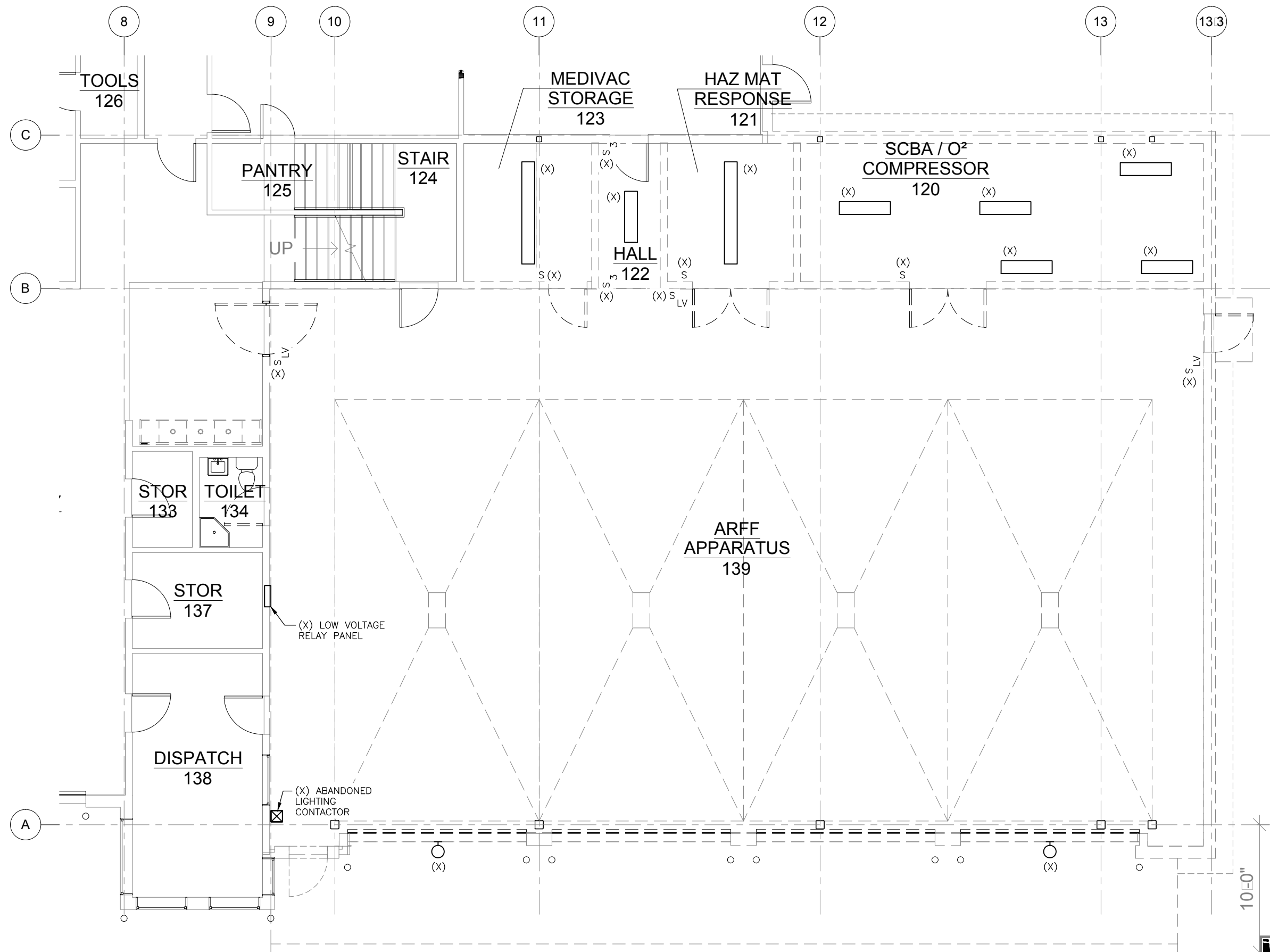
REVISIONS



SHEET TITLE
SECOND FLOOR
POWER AND
SIGNAL
DEMOLITION PLAN

DATE: MAY 2016
FILE: 15034

E103



1 FIRST FLOOR LIGHTING DEMOLITION PLAN

SCALE: 0 2' 4' 8'




EGENYI
ENGINEERING, LLC

217 2nd ST, STE 208, JUNEAU, AK 99801
PH: (907) 586-5900 / FAX: (907) 586-5901

Jensen Yorba Lott
Inc.

522 West 10th Street
Juneau, Alaska 99801
phone 907-586-1070
fax 907-586-3959
jensenyorbalott.com



Juneau International Airport
City and Borough of Juneau
**AIRCRAFT RESCUE & FIRE FIGHTING
STATION MODIFICATION**
Contract No. E16-146
AIP 3-02-0133-XXX-2016

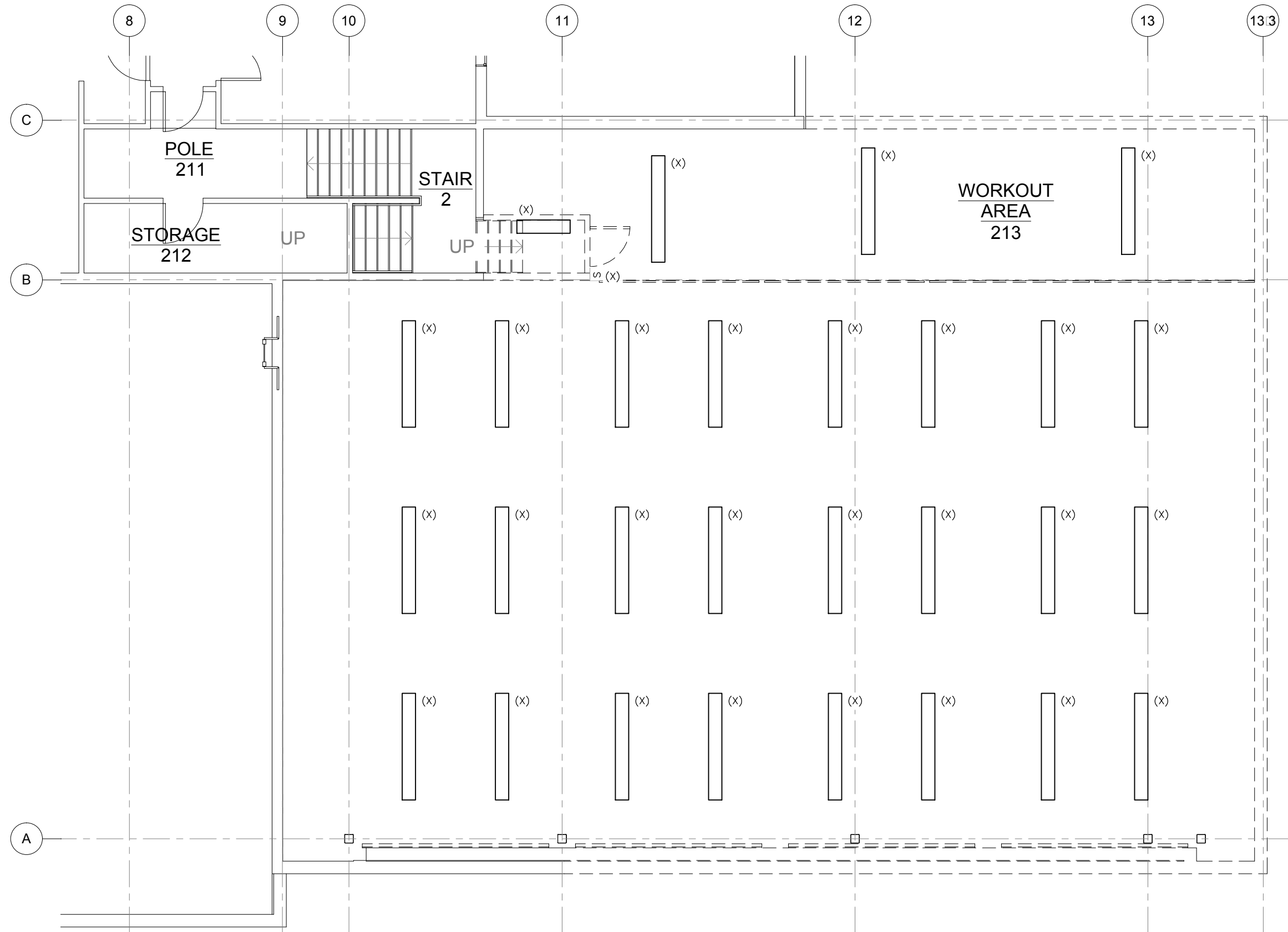
REVISIONS

▲	
▲	
▲	

SHEET TITLE
FIRST FLOOR
LIGHTING
DEMOLITION PLAN

DATE: MAY 2016
FILE: 15034

E104



1 SECOND FLOOR LIGHTING DEMOLITION PLAN

SCALE: 0 2' 4' 8'



217 2nd ST, STE 208, JUNEAU, AK 99801
 PH: (907) 586-5900 / FAX: (907) 586-5901

DATE: MAY 2016
 FILE: 15034


E105

REVISIONS

△	
△	
△	


SHEET TITLE
 SECOND FLOOR
 LIGHTING
 DEMOLITION PLAN

Juneau International Airport
 City and Borough of Juneau
**AIRCRAFT RESCUE & FIRE FIGHTING
 STATION MODIFICATION**
 Contract No. E16-146
 AIP 3-02-01333-XXX-2016



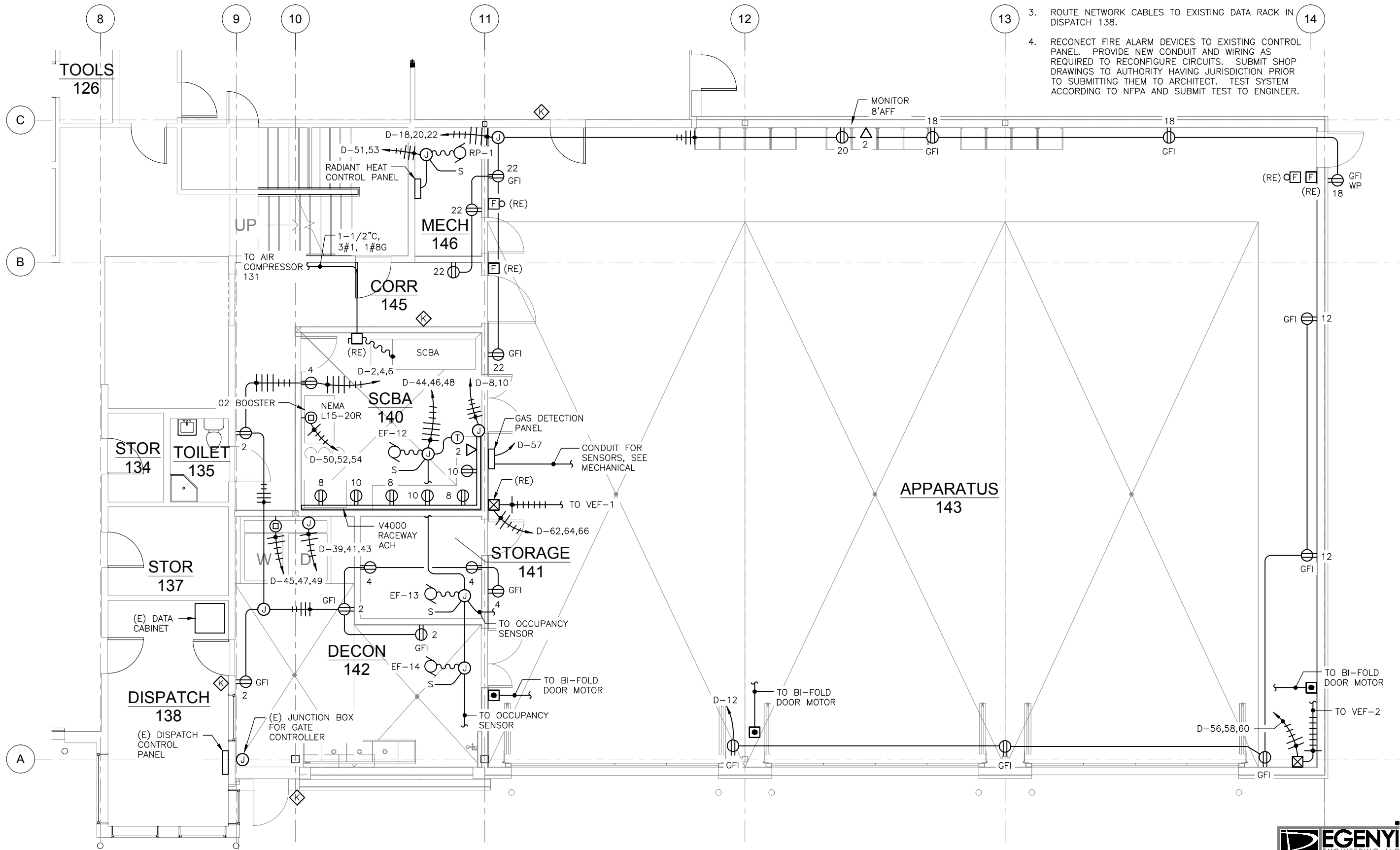
522 West 10th Street
 Juneau, Alaska 99801
 phone 907-586-1070
 fax 907-586-3959
 jensenyorbaltott.com

**Jensen
 Yorba
 Lott
 Inc.**



NOTES:

- COORDINATE EXACT REQUIREMENTS FOR WASHER IN DECON 142. DESIGN BASIS: 5HP, 208, 3-PHASE. 3/4" C, 4#8, 1#10G.
- COORDINATE EXACT REQUIREMENT FOR DRYER IN DECON 142. DESIGN BASIS: 30KW, 208V, 3-PHASE. 1-1/2" C, 4#2, 1#6G.
- ROUTE NETWORK CABLES TO EXISTING DATA RACK IN DISPATCH 138.
- RECONNECT FIRE ALARM DEVICES TO EXISTING CONTROL PANEL. PROVIDE NEW CONDUIT AND WIRING AS REQUIRED TO RECONFIGURE CIRCUITS. SUBMIT SHOP DRAWINGS TO AUTHORITY HAVING JURISDICTION PRIOR TO SUBMITTING THEM TO ARCHITECT. TEST SYSTEM ACCORDING TO NFPA AND SUBMIT TEST TO ENGINEER.




1 FIRST FLOOR POWER AND SIGNAL PLAN



SCALE: 0 2' 4' 8'



217 2nd ST, STE 208, JUNEAU, AK 99801
PH: (907) 586-5900 / FAX: (907) 586-5901



522 West 10th Street
Juneau, Alaska 99801
phone 907-586-1070
fax 907-586-3959
jensenyorbaltott.com



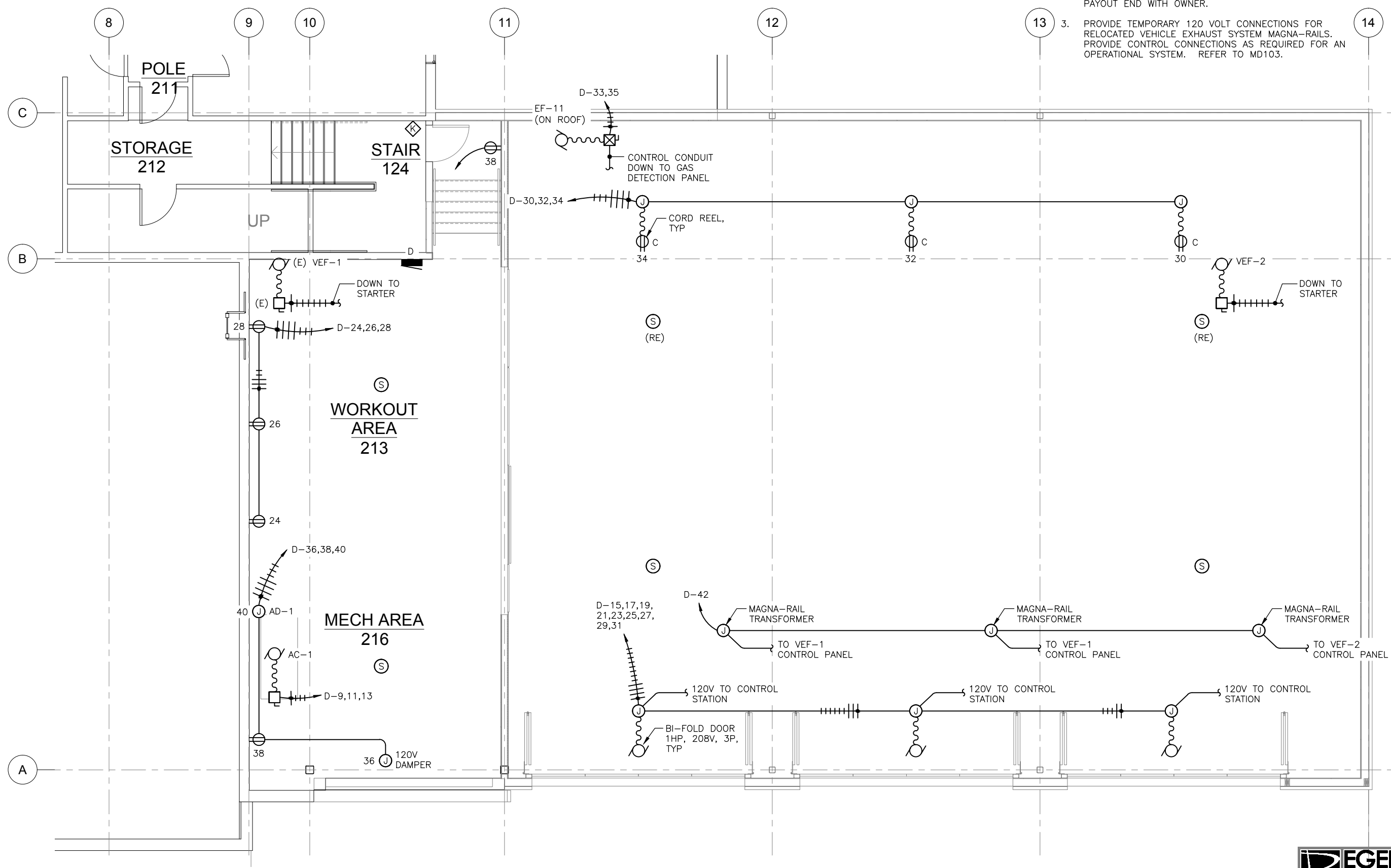
Juneau International Airport
City and Borough of Juneau
**AIRCRAFT RESCUE & FIRE FIGHTING
STATION MODIFICATION**
Contract No. E16-146
AIP 3-02-0133-XXX-2016

REVISIONS

SHEET TITLE
FIRST FLOOR
POWER AND
SIGNAL PLAN


DATE: MAY 2016
FILE: 15034

E201



- NOTES:**
1. PROVIDE 2-1/2" C, 4#300, 1#4G FROM PANELBOARD D TO THE EXISTING MDP IN MECHANICAL 108. TERMINATE FEEDER ON NEW 300/3 CIRCUIT BREAKER IN MDP. REFER TO DRAWING E101.
 2. CORD REEL: KH INDUSTRIES, MODEL RTBB3L-WW-B12G, OR APPROVED EQUAL. COORDINATE RECEPTACLE ON PAYOUT END WITH OWNER.
 3. PROVIDE TEMPORARY 120 VOLT CONNECTIONS FOR RELOCATED VEHICLE EXHAUST SYSTEM MAGNA-RAILS. PROVIDE CONTROL CONNECTIONS AS REQUIRED FOR AN OPERATIONAL SYSTEM. REFER TO MD103.

Jensen Yorba Lott Inc.
 522 West 10th Street
 Juneau, Alaska 99801
 phone 907-586-1070
 fax 907-586-3959
 jensenyorbалott.com



Juneau International Airport
 City and Borough of Juneau
**AIRCRAFT RESCUE & FIRE FIGHTING
 STATION MODIFICATION**
 Contract No. E16-146
 AIP 3-02-01333-XXX-2016

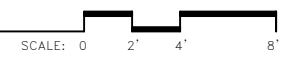
REVISIONS

SHEET TITLE
**SECOND FLOOR
 POWER AND
 SIGNAL PLAN**

DATE: MAY 2016
 FILE: 15034

E202

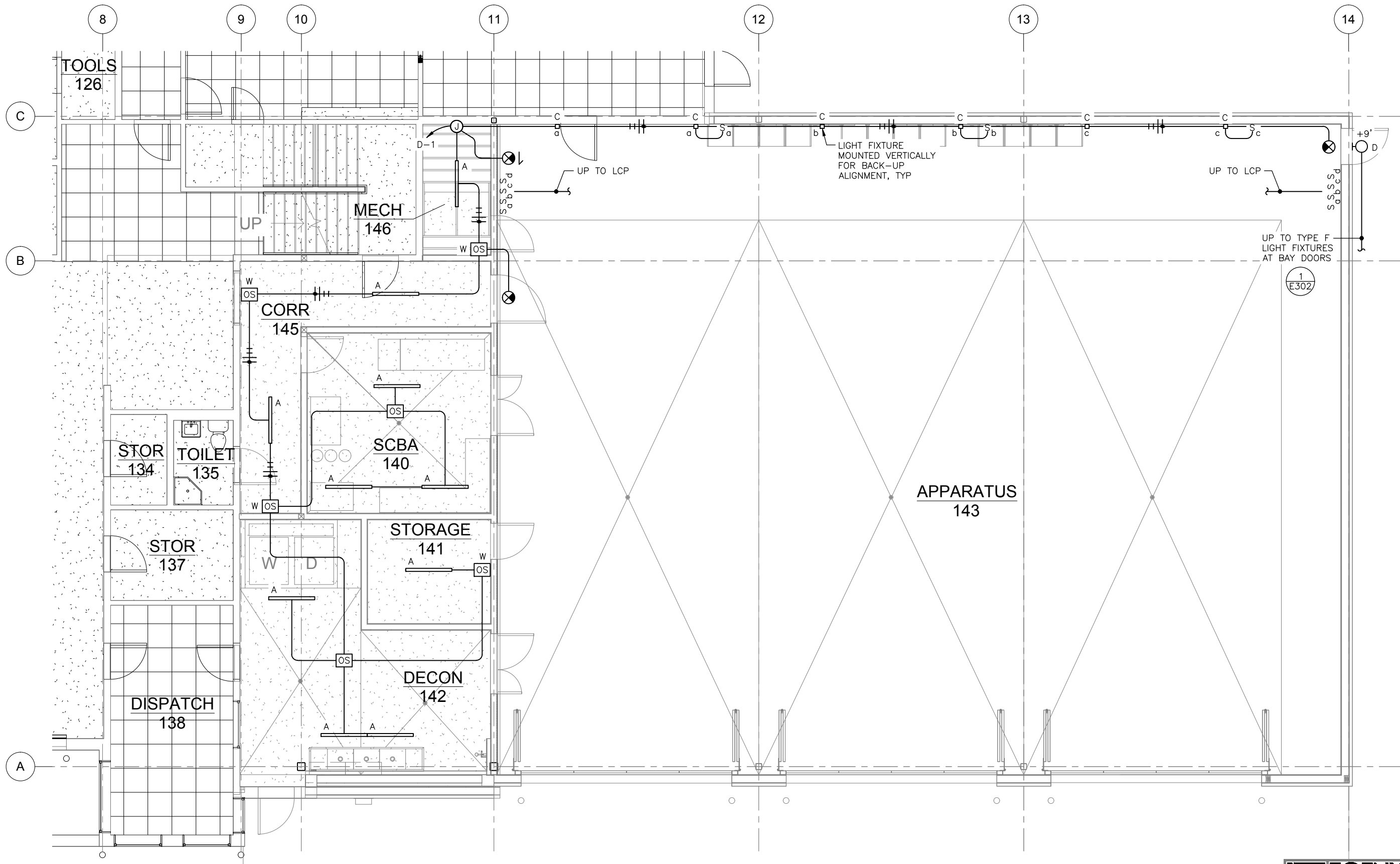
1 SECOND FLOOR POWER AND SIGNAL PLAN



EGENYI ENGINEERING, LLC
 217 2nd ST, STE 208, JUNEAU, AK 99801
 PH: (907) 586-5900 / FAX: (907) 586-5901

NOTES:

1. PROVIDE OCCUPANCY SENSOR AUXILIARY CONTACTS IN STORAGE 141 AND DECON 142 FOR EXHAUST FAN CONTROL. REFER TO DRAWING E201.



1 FIRST FLOOR LIGHTING PLAN

SCALE: 0 2' 4' 8'



EGENYI
ENGINEERING, LLC

217 2nd ST, STE 208, JUNEAU, AK 99801
PH: (907) 586-5900 / FAX: (907) 586-5901

DATE: MAY 2016
FILE: 15034

E301

REVISIONS

▲	
▲	
▲	

SHEET TITLE
FIRST FLOOR
LIGHTING PLAN

Juneau International Airport
City and Borough of Juneau
**AIRCRAFT RESCUE & FIRE FIGHTING
STATION MODIFICATION**
Contract No. E16-146
AIP 3-02-0133-XXX-2016

JENSEN
YORBA
LOTT
Inc.

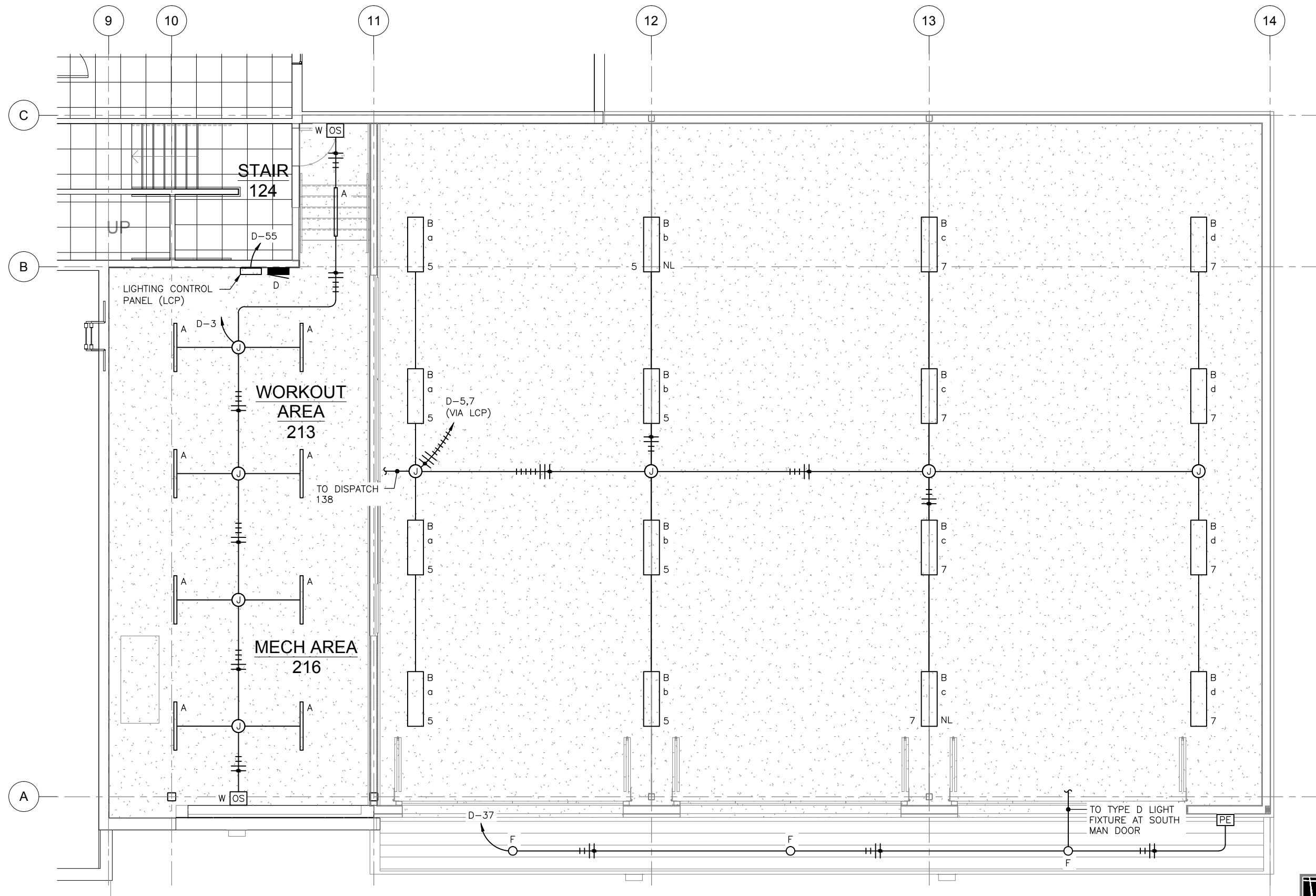
522 West 10th Street
Juneau, Alaska 99801
phone 907-586-1070
fax 907-586-3959
jensenyorbaltott.com

JUNEAU

Barry U. Beggs
Barry U. Beggs
PE 10453
MAY 27, 2016

NOTES:

1. PENDANT MOUNT NORTH AND SOUTH ROWS OF TYPE B LUMINAIRES AT THE SAME ELEVATION AS THE MIDDLE ROWS. THE MIDDLE ROWS SHALL MOUNT TO STRUCTURE.



1 SECOND FLOOR LIGHTING PLAN

SCALE: 0 2' 4' 8'




EGENYI
ENGINEERING, LLC

217 2nd ST, STE 208, JUNEAU, AK 99801
PH: (907) 586-5900 / FAX: (907) 586-5901

Jensen Yorba Lott Inc.

522 West 10th Street
Juneau, Alaska 99801
phone 907-586-1070
fax 907-586-3959
jensenyorbalott.com



Juneau International Airport
City and Borough of Juneau
AIRCRAFT RESCUE & FIRE FIGHTING
STATION MODIFICATION
Contract No. E16-146
AIP 3-02-01333-XXX-2016

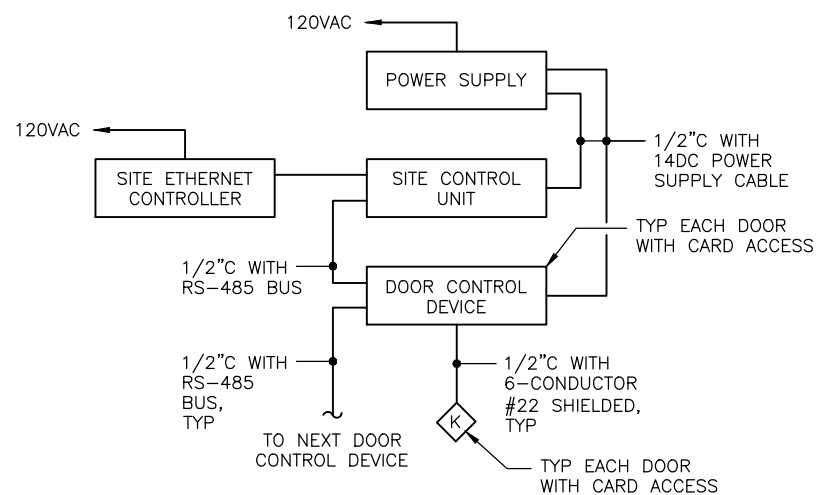
REVISIONS

△	
△	
△	

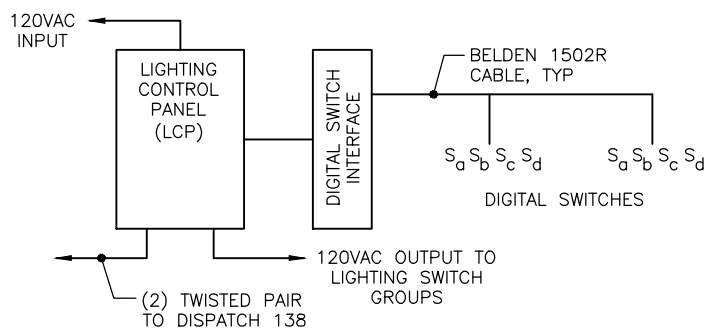
SHEET TITLE
SECOND FLOOR
LIGHTING PLAN

DATE: MAY 2016
FILE: 15034

E302



1 ACCESS CONTROL DIAGRAM

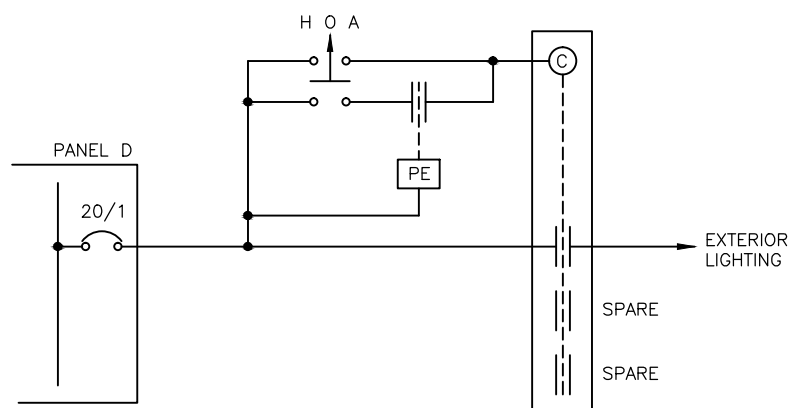


2 APPARATUS 143 LIGHTING CONTROL DIAGRAM


NOTES:

1. LIGHTING CONTROL PANEL: GREENGATE CK4-120NO, OR APPROVED EQUAL.
2. DIGITAL SWITCH INTERFACE: GREENGATE GDS-I, OR APPROVED EQUAL.
3. DIGITAL SWITCHES: GREENGATE GDS-4TSB-V, OR APPROVED EQUAL. BUTTONS ENGRAVED ZONES 1 THROUGH 4.
4. APPARATUS 143 CONTROL WIRING TO DISPATCH 138 SHALL BE TERMINATED BY THE OWNER. ROUTE TO JUNCTION BOX ABOVE ACCESSIBLE CEILING.
5. MOUNT EXTERIOR LIGHTING HOA SWITCH AND CONTACTOR IN MEZZANINE NEXT TO PANELBOARD D.
6. FIELD LOCATE ACCESS CONTROL SYSTEM HEAD END EQUIPMENT IN DISPATCH 138. PROVIDE 120 VOLT CIRCUIT FROM PANELBOARD D, POLE 59. PROVIDE CATEGORY 6 CABLE FOR NETWORK INTERFACE.

LUMINAIRE SCHEDULE									
TYPE	DESCRIPTION	MANUFACTURER	CATALOG NUMBER	LAMP		VOLTAGE	TOTAL VA	MOUNTING	NOTES
				QTY.	TYPE				
A	LENSED STRIPLIGHT	METALUX	4 SNLED LD4 41SL LW UNV L840 CD 1	-	LED	120	42	SURFACE	-
B	INDUSTRIAL VAPORTITE	METALUX	VT4LED LD4 15 DRF UNV L840 ED 1 WL SSL	-	LED	120	138	SURFACE/PENDANT	PROVIDE VT4LED-SS-MBK PK OPTION FOR THE NORTH AND SOUTH FIXTURE ROWS IN APPARATUS 143
C	NARROW STRIPLIGHT	CALIFORNIA ACCENT LIGHTING	ALS210T-F NA LED-4.0K 30D 2W SO WET 120V 48"	-	LED	120	8	SURFACE	COORDINATE EXACT LOCATION WITH OWNER
D	WALLPACK	LUMARK	XTOR1A	-	LED	120	10	WALL	-
F	8-INCH DOWNLIGHT	PORTFOLIO	LD8A 30 1 D010TE ER8A 30 8 40 BLN1 GP	-	LED	120	39	RECESSED IN EVE	VERIFY REFLECTOR FINISH WITH OWNER





3 EXTERIOR LIGHTING CONTROL DIAGRAM



**Jensen
Yorba
Lott
Inc.**

522 West 10th Street
Juneau, Alaska 99801
phone 907-586-1070
fax 907-586-3959
jensenyorbалott.com



Juneau International Airport
City and Borough of Juneau
**AIRCRAFT RESCUE & FIRE FIGHTING
STATION MODIFICATION**
Contract No. E16-146
AIP 3-02-0133-XXX-2016

REVISIONS



SHEET TITLE
SCHEDULES AND
DETAILS



217 2nd ST, STE 208, JUNEAU, AK 99801
PH: (907) 586-5900 / FAX: (907) 586-5901


DATE: MAY 2016
FILE: 15034

E401


MECHANICAL EQUIPMENT SCHEDULE													
TAG	DESCRIPTION	HP	KW	AMPS	VOLTS	PHASE	TOTAL KVA	WIRING	DISCONNECT	FUSE	CONTROL	STARTER SIZE	REMARKS
AC-1	AIR COMPRESSOR	5			208	3		3/4"C, 3#8, 1#10G	60/3				
AD-1	AIR DRYER	1/6			120	1		1/2"C, 2#12, 1#12G					
EF-11	EXHAUST FAN	3/4			208	1		1/2"C, 2#12, 1#12G	30/2		HOA	0	
EF-12	EXHAUST FAN	1/4			120	1		1/2"C, 2#12, 1#12G	TOGGLE SWITCH				
EF-13	EXHAUST FAN	1/4			120	1		1/2"C, 2#12, 1#12G	TOGGLE SWITCH				
EF-14	EXHAUST FAN	1/4			120	1		1/2"C, 2#12, 1#12G	TOGGLE SWITCH				
RP-1	RADIANT PUMP	1/8			120	1		1/2"C, 2#12, 1#12G	TOGGLE SWITCH				
VEF-1	VEHICLE EXHAUST FAN	5			208	3		3/4"C, 3#8, 1#10G	60/3		HOA	1	
VEF-2	VEHICLE EXHAUST FAN	3			208	3		1/2"C, 3#12, 1#12G	30/3		HOA	0	

PANEL D											
POLE NO.	LOAD SERVED	LOAD		CB	PH	CB	LOAD		LOAD SERVED	POLE NO.	
		TYPE	KVA				TYPE	KVA			
1	FIRST FLOOR	L	0.5	20/1	A	20/1	R	0.7	142,145	2	
3	MEZZANINE	L	0.3	20/1	B	20/1	R	0.7	140,141,143	4	
5	APPARATUS BAY	L	1.1	20/1	C	20/1	C	0.5	WASHER (142)	6	
7	APPARATUS BAY	L	1.1	20/1	A	20/1	R	0.5	140	8	
9	AC-1	M	2.1	35/3	B	20/1	R	0.5	140	10	
11	-----	M	2.1	---	C	20/1	R	0.9	143	12	
13	-----	M	2.1	---	A	20/1			SPARE	14	
15	BI-FOLD DOOR	M	0.6	15/3	B	20/1			SPARE	16	
17	-----	M	0.6	---	C	20/1	R	0.5	143	18	
19	-----	M	0.6	---	A	20/1	R	0.5	143	20	
21	BI-FOLD DOOR	M	0.6	15/3	B	20/1	R	0.7	143,145,146	22	
23	-----	M	0.6	---	C	20/1	R	0.2	213	24	
25	-----	M	0.6	---	A	20/1	R	0.2	213	26	
27	BI-FOLD DOOR	M	0.6	15/3	B	20/1	R	0.2	213	28	
29	-----	M	0.6	---	C	20/1	R	0.2	CORD REEL (143)	30	
31	-----	M	0.6	---	A	20/1	R	0.2	CORD REEL (143)	32	
33	EF-11	M	0.6	15/2	B	20/1	R	0.2	CORD REEL (143)	34	
35	-----	M	0.6	---	C	20/1	N	0.1	DAMPER	36	
37	EXTERIOR	L	0.1	20/1	A	20/1	R	0.4	213,216	38	
39	DRYER (142)	C	10.0	110/3	B	20/1	C	0.1	AD-1	40	
41	-----	C	10.0	---	C	20/1	C	0.3	MAGNA-RAIL TRANSFORMERS	42	
43	-----	C	10.0	---	A	15/1	M	0.7	EF-12	44	
45	WASHER (142)	C	2.1	35/3	B	15/1	M	0.7	EF-13	46	
47	-----	C	2.1	---	C	15/1	M	0.7	EF-14	48	
49	-----	C	2.1	---	A	20/3	C	1.9	O2 BOOSTER	50	
51	RADIANT HEAT PANEL	C	0.5	20/1	B	---	C	1.9	-----	52	
53	RP-1	M	0.1	20/1	C	---	C	1.9	-----	54	
55	LCP	C	0.5	20/1	A	20/3	M	1.3	VEF-2	56	
57	GAS DETECTION PANEL	C	0.5	20/1	B	---	M	1.3	-----	58	
59	ACCESS DOOR CONTROLS	C	0.5	20/1	C	---	M	1.3	-----	60	
61	SPARE			20/1	A	35/3	M	2.1	VEF-1	62	
63	SPARE			20/1	B	---	M	2.1	-----	64	
65	SPARE			20/1	C	---	M	2.1	-----	66	
67	SPARE			20/1	A				SPARE	68	
69	SPARE			20/1	B				SPARE	70	
71	SPARE			20/1	C				SPARE	72	

VOLTAGE: 120/208V, 3P, 4W	LOAD SUMMARY	CONNECTED LOAD (KVA)	DEMAND FACTOR	DEMAND KVA	NOTES: 1. XXXX
AIC RATING: 10,000	(L) LIGHTING	3.1	100% OF LOAD	3.1	
MOUNTING: SURFACE	(R) RECEPTACLE	6.6	NEC 220-44	6.6	
MAIN: 300/3	(M) MOTOR	25.3	NEC 430-24	26.9	
BUS: 300A	(C) CONTINUOUS	44.9	125% OF LOAD	56.1	
	(N) NON-CONTINUOUS	0.1	100% OF LOAD	0.1	
	(K) KITCHEN	.	NEC 220-56	.	
	TOTAL	.		93.0	



Jensen
Yorba
Lott
Inc.
522 West 10th Street
Juneau, Alaska 99801
phone 907-586-1070
fax 907-586-3959
jensenyorbaltott.com



Juneau International Airport
City and Borough of Juneau
AIRCRAFT RESCUE & FIRE FIGHTING
STATION MODIFICATION
Contract No. E16-146
AIP 3-02-0133-XXX-2016

REVISIONS
△
△
△

SHEET TITLE
SCHEDULES



DATE: MAY 2016
FILE: 15034

E501

217 2nd ST, STE 208, JUNEAU, AK 99801
PH: (907) 586-5900 / FAX: (907) 586-5901