

NOTES

1. PROVIDE ALL ADAPTERS, ELBOWS AND OTHER FITTINGS NECESSARY TO CONNECT TO DISSIMILAR PIPE SIZES, MATERIALS AND DEPTHS. CONNECT TO EXISTING.
2. PIPE LENGTHS AND SLOPES SHOWN ARE CALCULATED TO ENDS OF PIPE. PAY LENGTHS ARE TO CENTER OF STRUCTURE.
3. SHADED SIDEWALK AREAS ARE 6" THICK CONCRETE.
4. HDPE CURVE RADII SHALL BE A MINIMUM OF 40'-FT.
5. VAULT ROOF AND INTEGRAL HATCH TO BE REPLACED BY AEL&P. COORDINATE WORK AS REQUIRED.
6. INSTALL NEW 6"GV WITHIN THE RIGHT OF WAY. REMOVE EXISTING GATE VALVE AND CONNECT TO EXISTING ON PRIVATE SIDE OF EXISTING VALVE. REMOVE AND REPLACE EXISTING SIGN AS REQUIRED.
7. EXTEND SUBCUT LIMITS TO WITHIN 1'-FT OF TRAFFIC LOOPS. WORK ABOVE TRAFFIC LOOPS WILL BE LIMITED TO ASPHALT REMOVAL, MINOR RE-GRADING AS REQUIRED, AND RE-PAVING.



JUNEAU ARTS & CULTURE CENTER

350 WHITTIER
CITY & BOROUGH
OF JUNEAU

CB-8 TYPE I*	
STA "W" 17+37.3 LT, MATCH CURB	
FG	EL=25.97
INV 6"PVC IN	EL=22.00
INV SD-9 IN	EL=19.07
INV SD-10 OUT	EL=18.97
SUMP 16" MIN	

PIPE SUMMARY - STORM DRAINAGE				
PIPE	DIA	LENGTH	TYPE	SLOPE
SD-9		SEE SHEET 12		
SD-10	18"	72.7	CPP	0.004
SD-11	18"	72.9	CPP	0.019

SSMH-5 TYPE I*	
STA "W" 17+64.9, 21.0 LT	
EXISTING COVER	EL=26.26
INV 10" AC IN	EL=12.24
INV 10" PVC DROP IN	EL=16.46
INV 8" DI IN	EL=19.01
INV 30"AC IN	EL=10.38
INV 30"AC OUT	EL=10.38
*NO WORK REQUIRED.	

SSMH-6 TYPE I*	
STA "W" 18+59.6, 15.4 RT	
EXISTING COVER	EL=26.02
INV 8" AC IN	EL=19.85
INV 8" AC OUT	EL=19.75
*NO WORK REQUIRED.	

MATCHLINE STA "W" 16+10

EGAN DRIVE

EGAN DRIVE


SSMH-4 TYPE I*	
STA "W" 17+52.0, 48.8 RT	
FG	EL=27.35
INV 8"AC IN	EL=19.37
INV 6"PVC IN	EL=19.60
INV 8"DI OUT	EL=19.27
*REPLACE EXISTING MANHOLE WITH NEW IN SAME LOCATION.	

KTOO

360 WHITTIER
ALASKA MENTAL HEALTH
TRUST AUTHORITY


ADDENDUM TWO - FEBRUARY 8, 2016

ADDENDUM ONE - FEBRUARY 3, 2016



Consulting Engineers • Land Surveyors • Construction Administration

JOB No. J70801 DRAWN BY: STAFF DESIGNED BY: T. LOCKHART CHECKED BY: N. HOBBS DATE: FEB. 2016



DEPARTMENT OF ENGINEERING

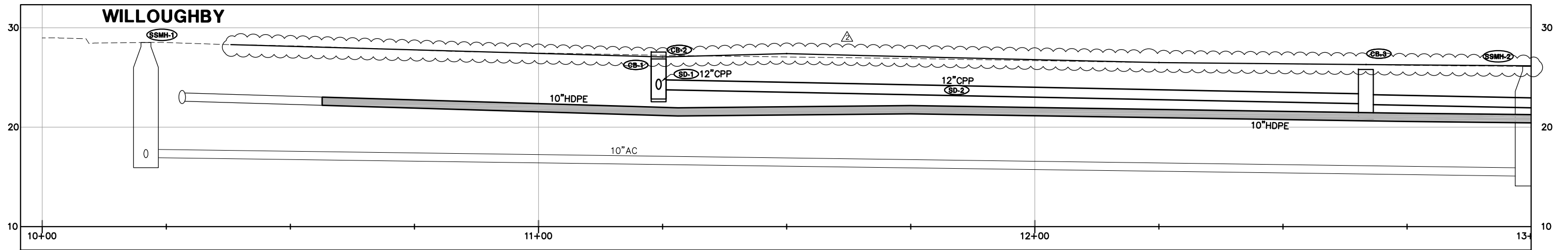
**WHITTIER STREET
RECONSTRUCTION
CONTRACT NO. E16-151**

**PLAN - WHITTIER STREET
STA "W" 16+10 TO EOP**

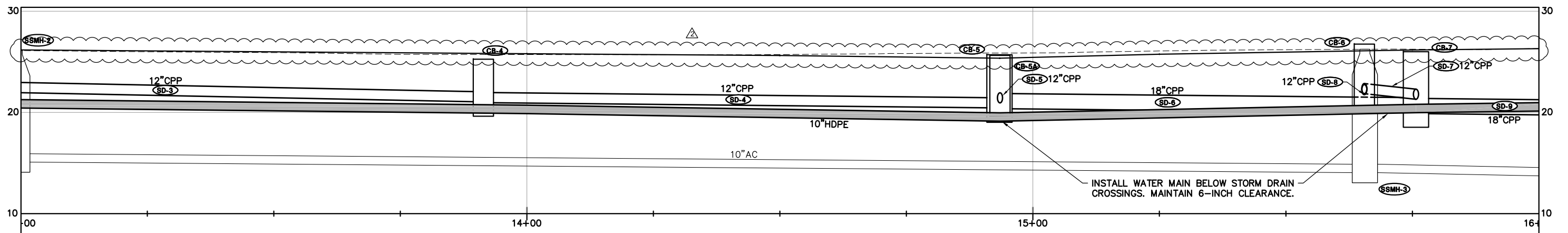
SHEET NO.

**13
of
24**

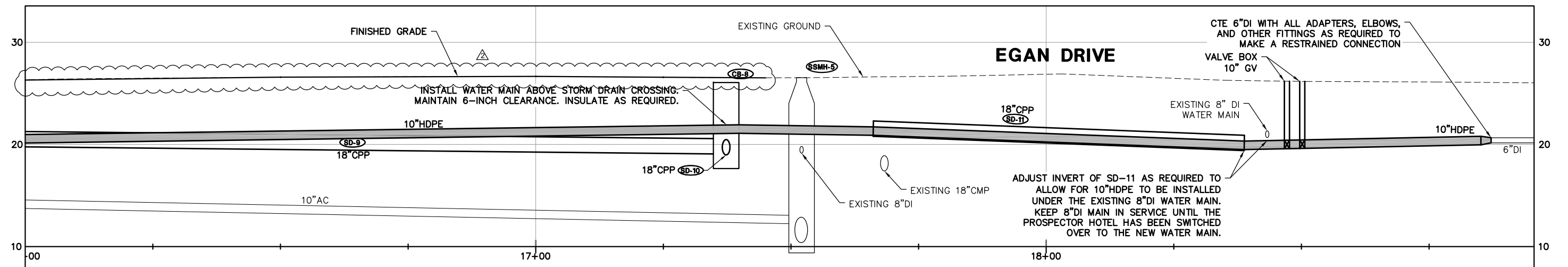
C:\Civil 3D Projects\22\70801-01\Civil\SC14-CT-PR-70801.dwg 2016-2-8 12:28:34



PROFILE - WHITTIER STREET
BOP TO STA "W" 13+00




PROFILE - WHITTIER STREET
STA "W" 13+00 TO STA "W" 16+00



PROFILE - WHITTIER STREET
STA "W" 16+00 TO EOP

ADDENDUM TWO - FEBRUARY 8, 2016



5368 Commercial Blvd.
Juneau, Alaska 99801
(907) 780-3533 Office
(907) 780-3535 Fax

Consulting Engineers • Land Surveyors • Construction Administration



CITY/BOROUGH OF JUNEAU
ALASKA'S CAPITAL CITY

DEPARTMENT OF ENGINEERING

WHITTIER STREET
RECONSTRUCTION
CONTRACT NO. E16-151

PROFILE - WHITTIER STREET
BOP TO EOP

SHEET NO.

16
of
24