

JUNEAU CRUISE SHIP DOCK

CITY & BOROUGH OF JUNEAU ENGINEERING DEPARTMENT

CONTRACT NO. E91-137

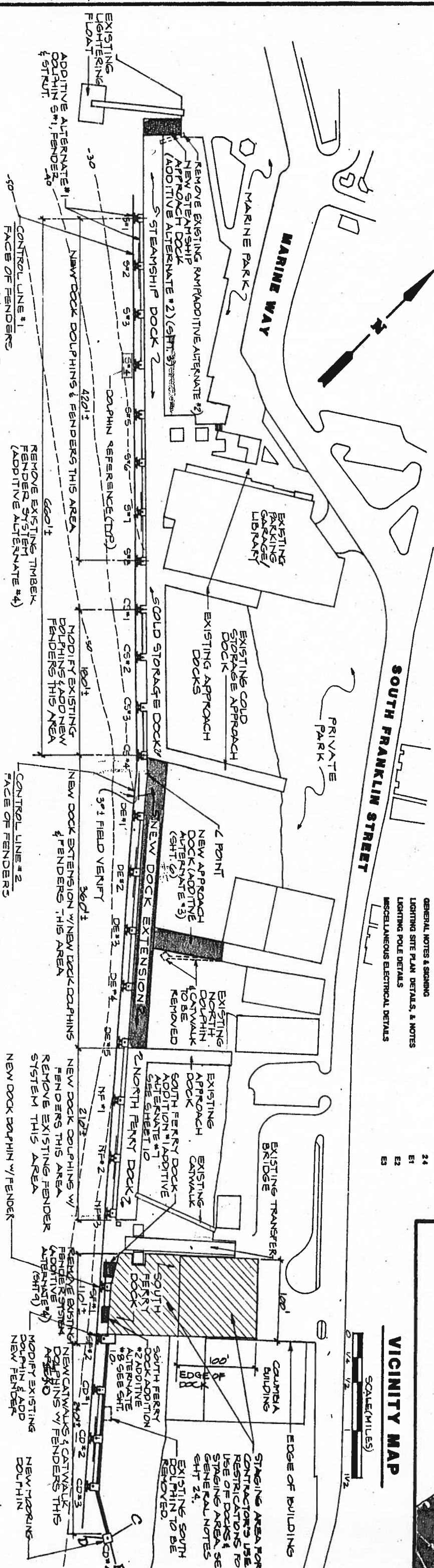
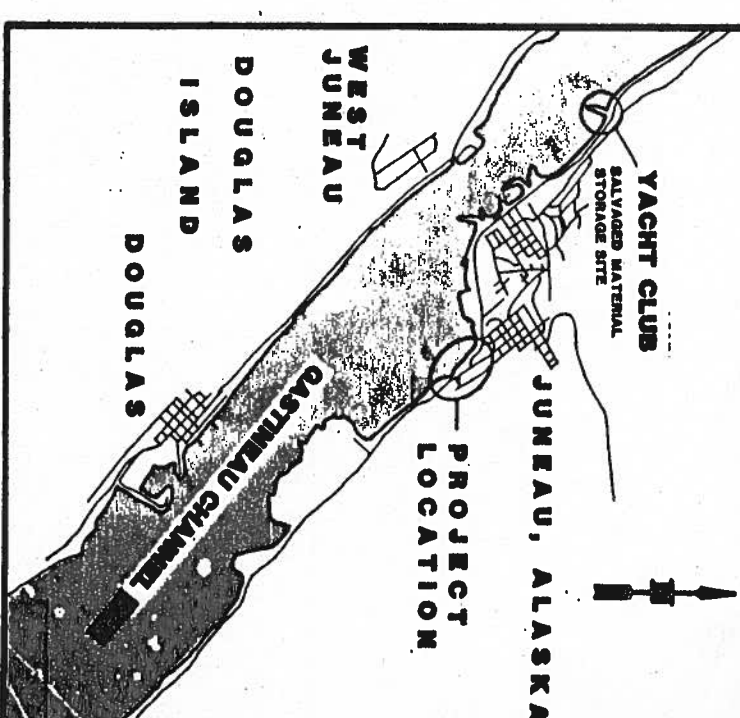
CIP NO. H-02

SHEET INDEX

SHEET TITLE

PAGE NUMBER

| | | |
|----|--|----|
| 1 | TITLE SHEET AND SITE PLAN | 1 |
| 2 | DEMOLITION PLAN | 2 |
| 3 | STEAMSHIP APPROACH DOCK ADDITIVE ALTERNATE #2 | 3 |
| 4 | STEAMSHIP DOCK PLAN | 4 |
| 5 | COLD STORAGE DOCK DOLPHIN MODIFICATION | 5 |
| 6 | DOCK EXTENSION, APPROACH DOCK & N. FERRY DOCK PLAN | 6 |
| 7 | DOCK EXTENSION DETAILS | 7 |
| 8 | DOCK EXTENSION & APPROACH DOCK DETAILS | 8 |
| 9 | SOUTH FERRY DOCK | 9 |
| 10 | SOUTH FERRY DOCK ADDITIONS | 10 |
| 11 | FERRY DOCK DOLPHIN MODIFICATION | 11 |
| 12 | DOCK DOLPHIN | 12 |
| 13 | ACCESS STEP AND STRUT CONNECTION | 13 |
| 14 | CATWALK & DOLPHIN PLAN | 14 |
| 15 | CATWALK DOLPHIN | 15 |
| 16 | CATWALK ELEVATIONS | 16 |
| 17 | CATWALK DETAILS | 17 |
| 18 | SPECIAL CATWALK DOLPHIN | 18 |
| 19 | MOORING DOLPHIN | 19 |
| 20 | FENDERS | 20 |
| 21 | PILE SCHEDULE & SPN FRM DETAILS | 21 |
| 22 | TYPICAL BATTER PILE WELD & ROCK ANCHOR | 22 |
| 23 | ELECTRICAL POLE BASES | 23 |
| 24 | GENERAL NOTES & SCHEDULING | 24 |
| E1 | LIGHTING SITE PLAN DETAILS, & NOTES | E1 |
| E2 | LIGHTING POLE DETAILS | E2 |
| E3 | MISCELLANEOUS ELECTRICAL DETAILS | E3 |



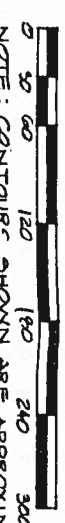
REMOVE EXISTING RAMPOAD ADDITIVE ALTERNATE #2
NEW STEAMSHIP APPROACH DOCK
ADDITIVE ALTERNATE #2 (SHT. 3)

NEW DOCK EXTENSION
NEW DOCK EXTENSION W/ NEW DOCK DOLPHINS & FENDERS THIS AREA
NEW DOCK DOLPHINS & FENDERS THIS AREA
NEW DOCK DOLPHINS & CATWALK
NEW DOCK DOLPHIN W/ FENDER

REMOVE EXISTING FERRY DOCK ADDITIVE ALTERNATE #1
REMOVE EXISTING FERRY DOCK ADDITIVE ALTERNATE #2
REMOVE EXISTING FERRY DOCK ADDITIVE ALTERNATE #3
REMOVE EXISTING FERRY DOCK ADDITIVE ALTERNATE #4
REMOVE EXISTING FERRY DOCK ADDITIVE ALTERNATE #5
REMOVE EXISTING FERRY DOCK ADDITIVE ALTERNATE #6
REMOVE EXISTING FERRY DOCK ADDITIVE ALTERNATE #7
REMOVE EXISTING FERRY DOCK ADDITIVE ALTERNATE #8
REMOVE EXISTING FERRY DOCK ADDITIVE ALTERNATE #9
REMOVE EXISTING FERRY DOCK ADDITIVE ALTERNATE #10
REMOVE EXISTING FERRY DOCK ADDITIVE ALTERNATE #11
REMOVE EXISTING FERRY DOCK ADDITIVE ALTERNATE #12
REMOVE EXISTING FERRY DOCK ADDITIVE ALTERNATE #13
REMOVE EXISTING FERRY DOCK ADDITIVE ALTERNATE #14
REMOVE EXISTING FERRY DOCK ADDITIVE ALTERNATE #15
REMOVE EXISTING FERRY DOCK ADDITIVE ALTERNATE #16
REMOVE EXISTING FERRY DOCK ADDITIVE ALTERNATE #17
REMOVE EXISTING FERRY DOCK ADDITIVE ALTERNATE #18
REMOVE EXISTING FERRY DOCK ADDITIVE ALTERNATE #19
REMOVE EXISTING FERRY DOCK ADDITIVE ALTERNATE #20
REMOVE EXISTING FERRY DOCK ADDITIVE ALTERNATE #21
REMOVE EXISTING FERRY DOCK ADDITIVE ALTERNATE #22
REMOVE EXISTING FERRY DOCK ADDITIVE ALTERNATE #23
REMOVE EXISTING FERRY DOCK ADDITIVE ALTERNATE #24

SITE PLAN

SCALE (FEET)



NOTE: CONTOURS SHOWN ARE APPROXIMATE AND BASED ON M.L.L.W. = 0.0

APPROVED BY: _____
HARBORMASTER
DATE: 11/19/91
SIGNATURE: _____
DIRECTOR OF ENGINEERING
DATE: 11/19/91
SIGNATURE: _____



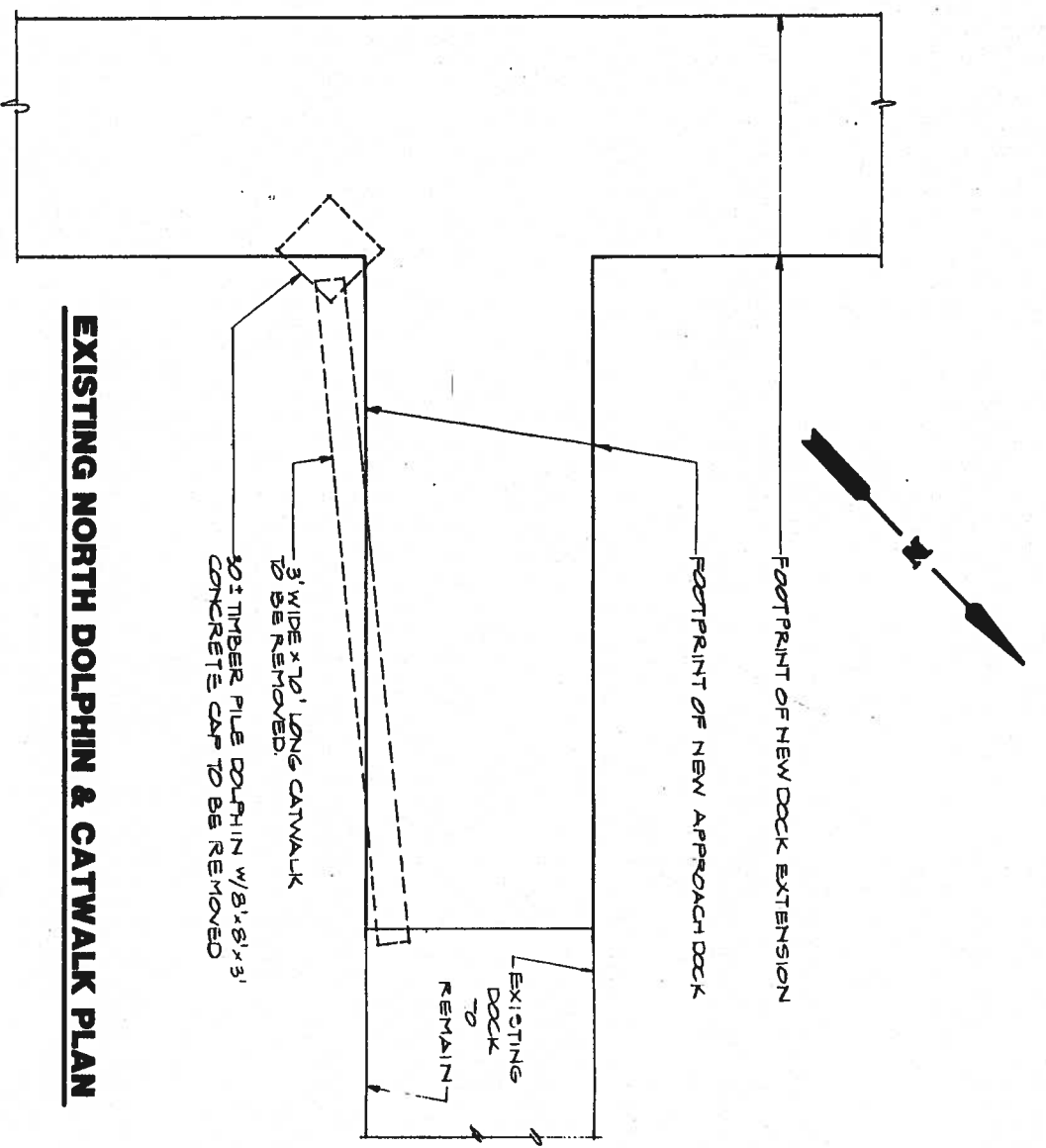
Designed: T/N
Drawn: EK
Checked: JLN
Project No. 91-2310

Date: 2/91
Scale: _____

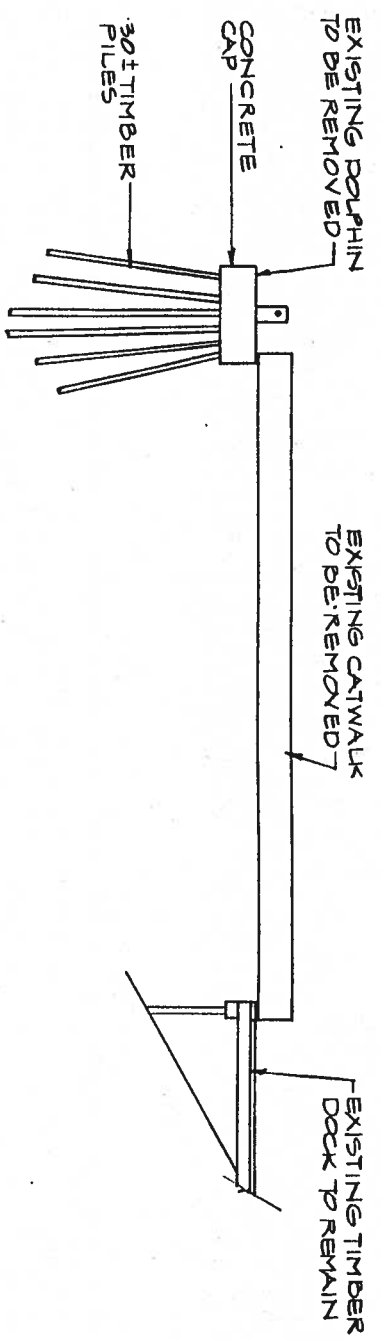
Peratovich, Nottingham & Drage, Inc.
Engineering Consultants
2205 North Jordan Avenue, JUNEAU, AK 99801
(907) 789-5006

TITLE SHEET AND SITE PLAN
1-24

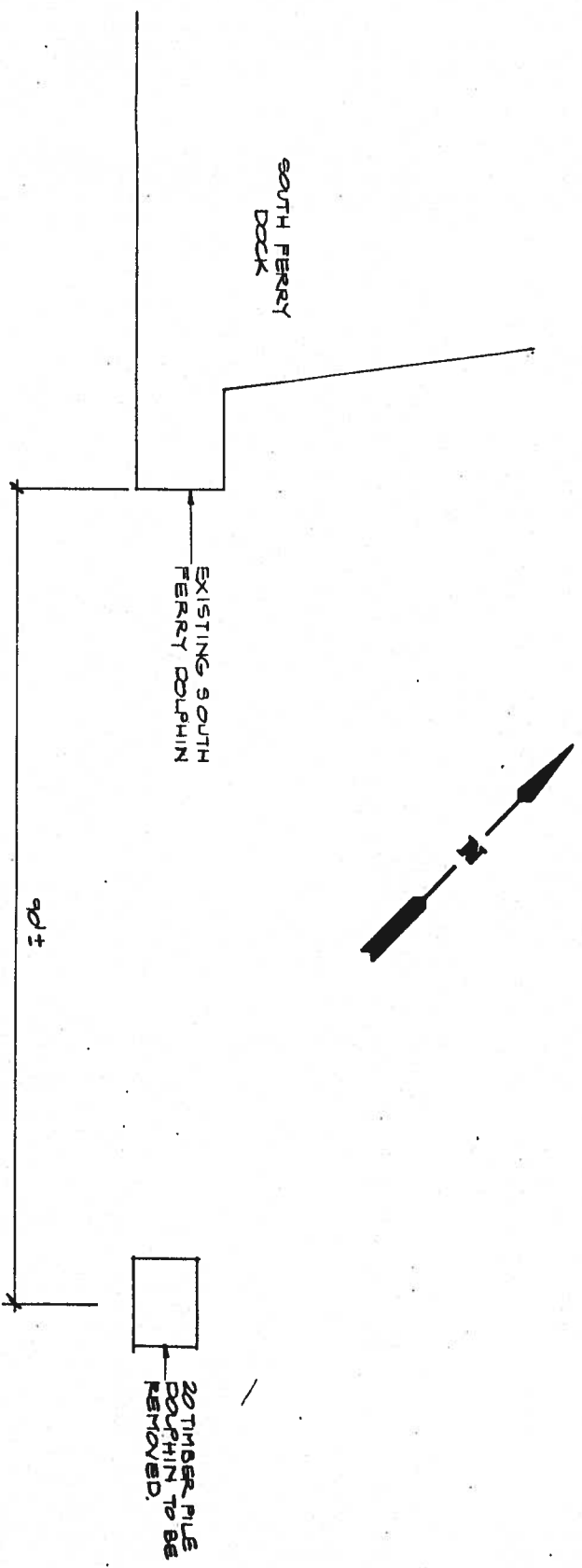
JUNEAU CRUISE SHIP DOCK
CIP DEPT. OF ENGINEERING CONTRACT NO. E91-137



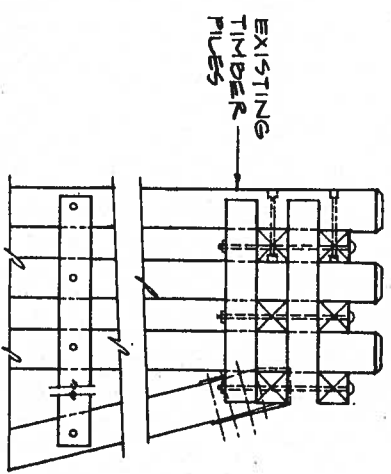
EXISTING NORTH DOLPHIN & CATWALK PLAN



EXISTING NORTH DOLPHIN & CATWALK ELEVATION



EXISTING SOUTH DOLPHIN PLAN



EXISTING SOUTH DOLPHIN SIDE ELEVATION

Peratovich, Nottingham & Drage, Inc. (P&N&D) is not responsible for the safety, program, methods or procedures of operations or construction of the design shown on this drawing. The name of this firm for use on this project only and is not intended for reuse. P&N&D is not responsible for reuse of the drawing.



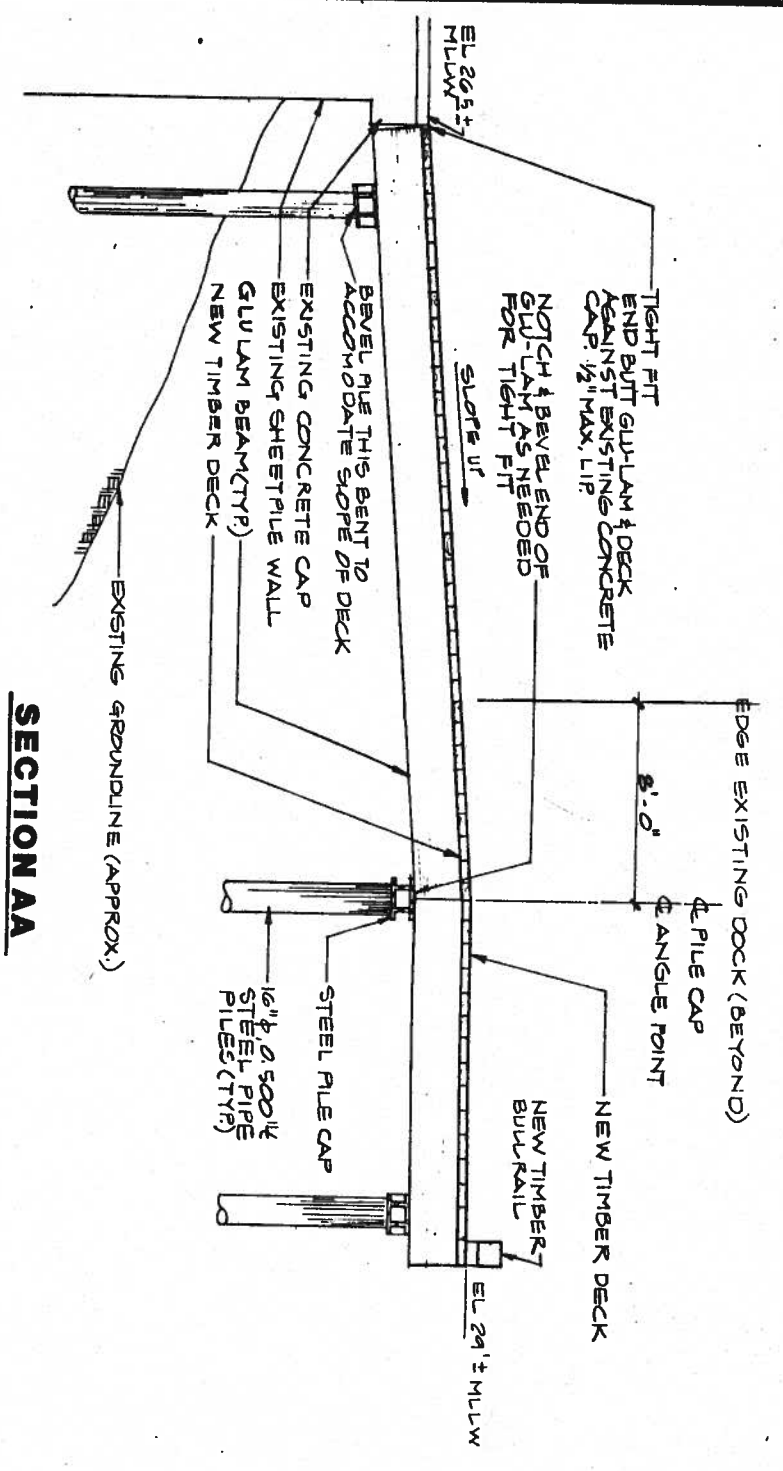
| | |
|-------------|---------|
| Designed | T.N. |
| Drawn | K.K. |
| Checked | J.L.N. |
| Project No. | 1023726 |
| Date | 2/97 |
| Scale | |

P
Peratovich, Nottingham & Drage, Inc.
 Engineering Consultants
 2205 North Jordan Avenue, JUNEAU, AK 99801
 (907) 789-5006

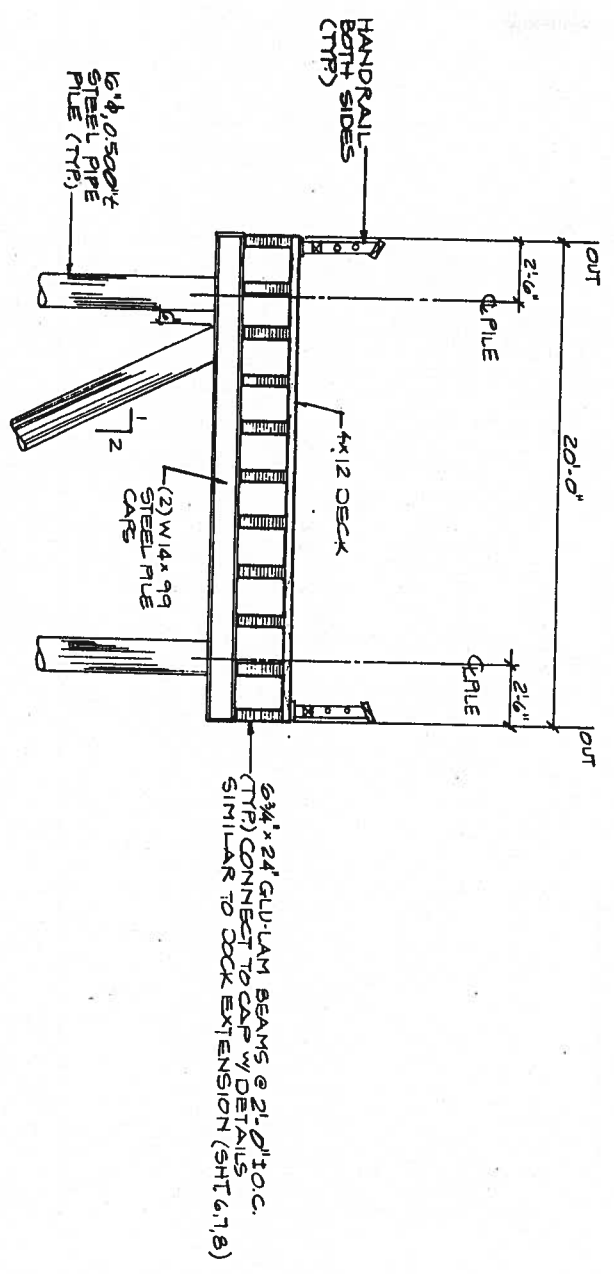
JUNEAU CRUISE SHIP DOCK
 CSJ DEPT. OF ENGINEERING CONTRACT NO. B91-197

DEMOLITION PLAN

Sheet
2 of 24

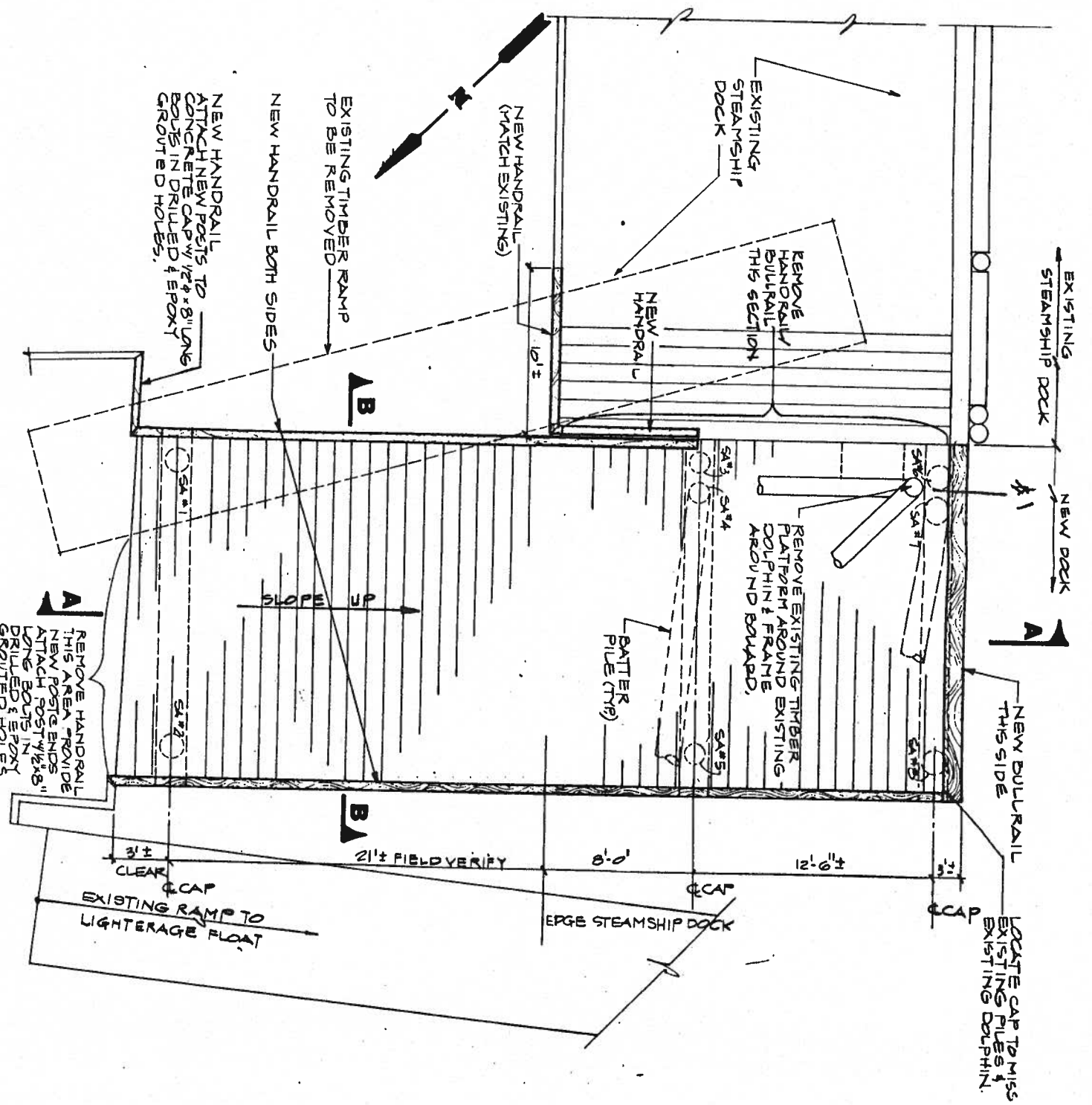


SECTION AA



NOTE: DETAILS NOT SHOWN SIMILAR TO DOCK EXTENSION DETAILS.

TYPICAL STEAMSHIP APPROACH DOCK SECTION BB



APPROACH DOCK PLAN

Peratovich, Nottingham & Drage, Inc. (PND&D) is not responsible for the safety program, methods or procedures of operations or construction of the design shown on this drawing. The drawing is for use on this project only and is not intended for reuse without approval from PND&D or the City and Borough of Juneau. PND&D is not responsible for reuse of the drawing.



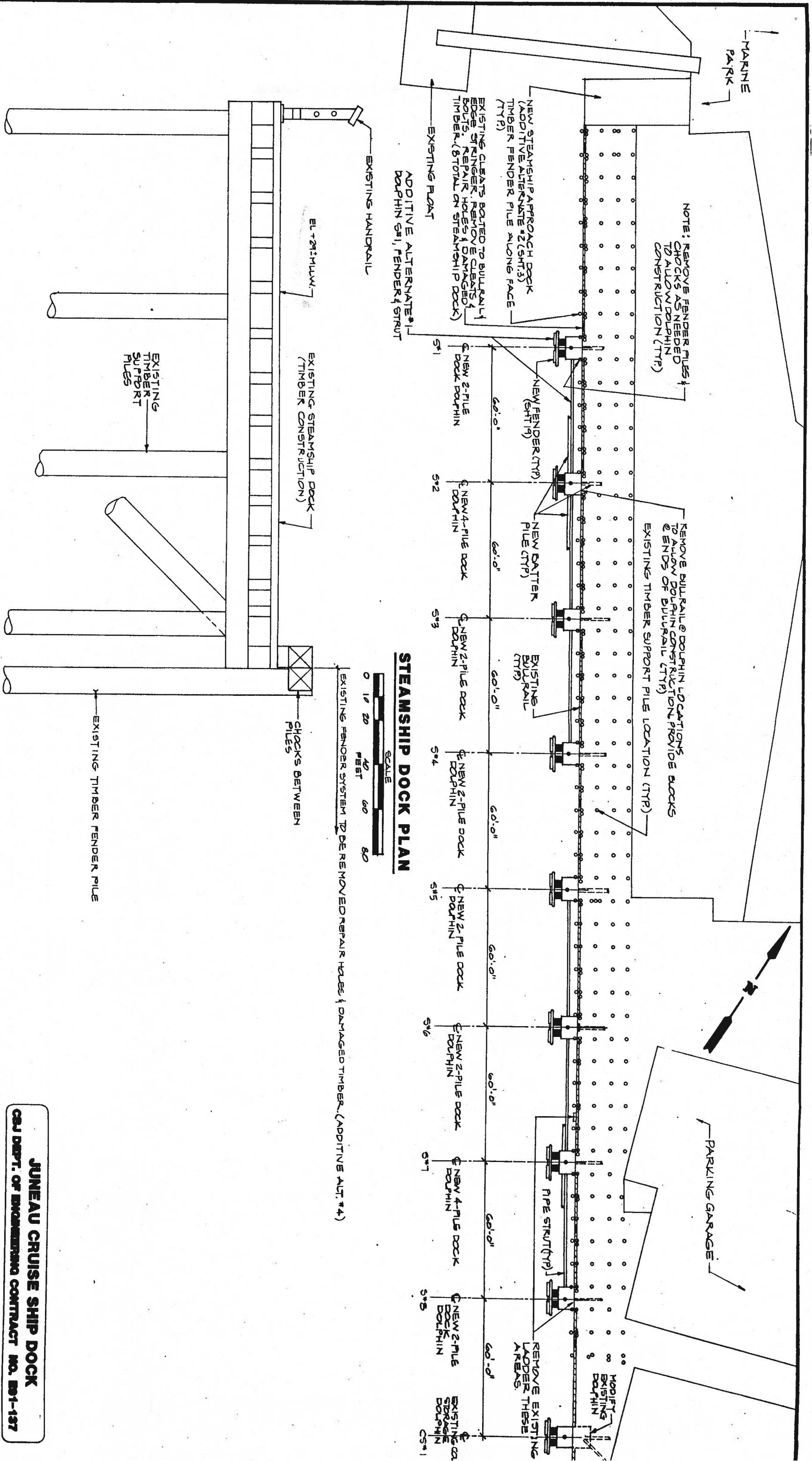
| | |
|--------------|--------|
| Designed: | TN |
| Drawn: | KL |
| Checked: | JLN |
| Project No.: | 90232M |
| Date: | 2/9/24 |
| Scale: | N.T.S. |

Peratovich, Nottingham & Drage, Inc.
 Engineering Consultants
 2205 North Jordan Avenue, JUNEAU, AK 99801
 (907) 789-5006

JUNEAU CRUISE SHIP DOCK
 CBJ DEPT. OF ENGINEERING CONTRACT NO. E 91-137

STEAMSHIP APPROACH DOCK, ADD. ALT. #2

Sheet **3 of 24**



STEAMSHIP DOCK PLAN

TYPICAL EXISTING STEAMSHIP DOCK SECTION

Peratovich, Nottingham & Drage, Inc. (PND) is not responsible for the safety program, methods or procedures of operations or construction of the design shown on this drawing. The user of this drawing is responsible for its use on this project only and is not intended for reuse without approval from PND or the City and Borough of Juneau. PND is not responsible for reuse of the drawing.



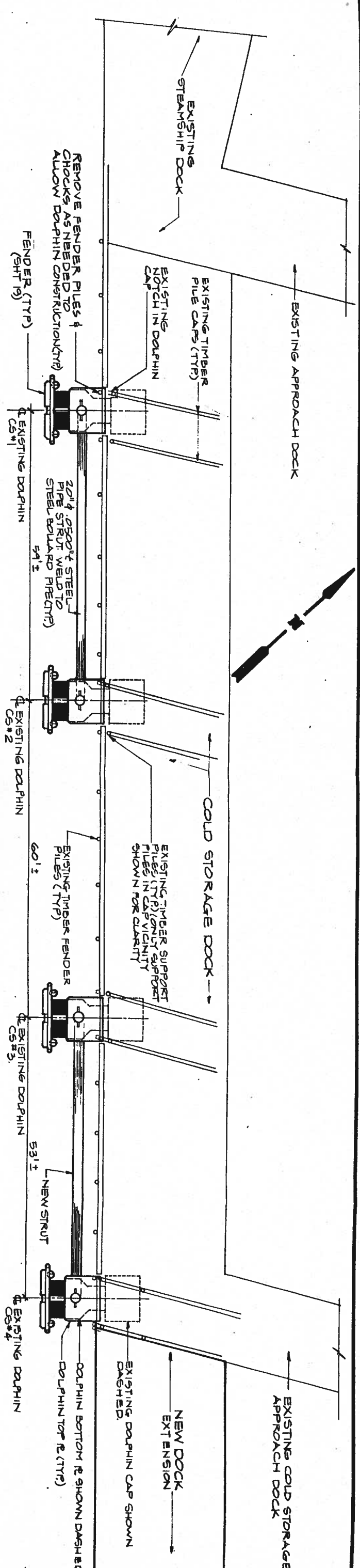
| | |
|-------------|--------|
| Designed | TN |
| Drawn | KK |
| Checked | JLN |
| Project No. | 90237J |
| Date | 2/9/ |
| Scale | NTS |

Peratovich, Nottingham & Drage, Inc.
 Engineering Consultants
 2205 North Jordan Avenue, JUNEAU, AK 99801
 (907) 789-5006

STEAMSHIP DOCK PLAN

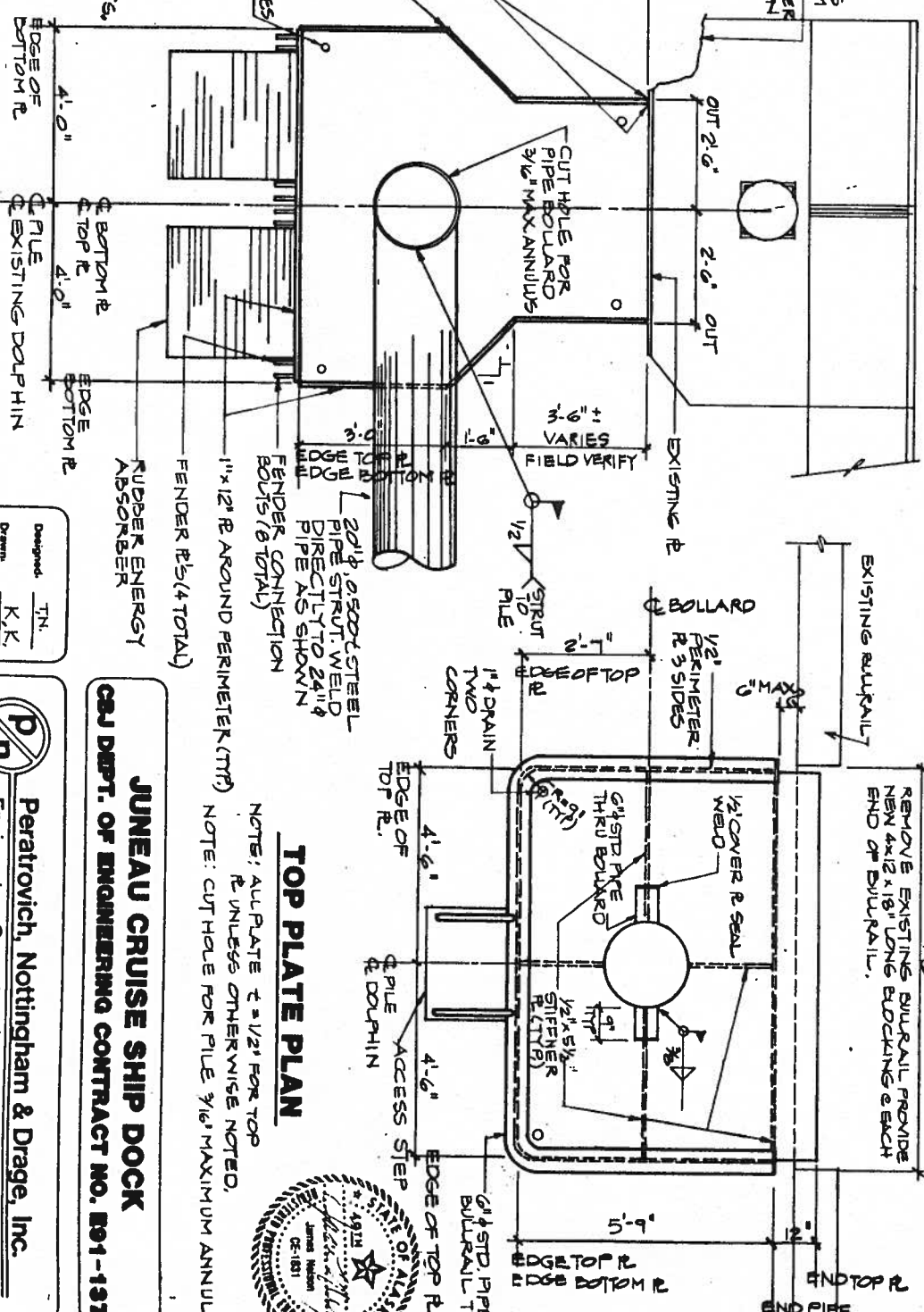
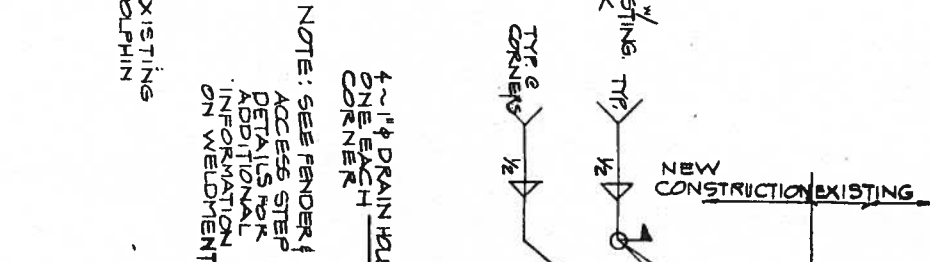
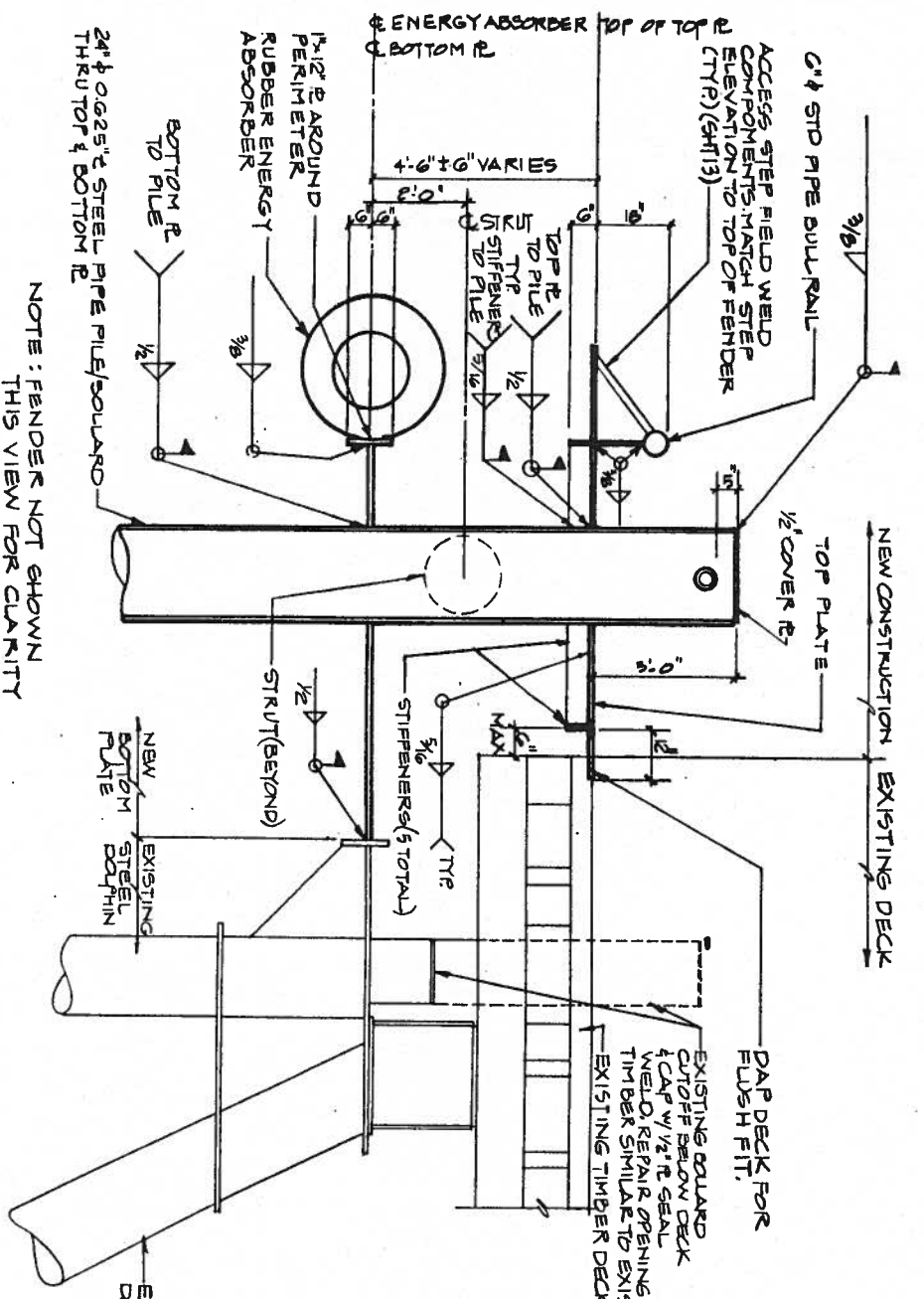
JUNEAU CRUISE SHIP DOCK
 GSA DEPT. OF ENGINEERING CONTRACT NO. B91-137

Sheet
4 of 24



COLD STORAGE DOCK PLANS

NOTE: SEE FENDER SHT. 20 & ACCESS STEP SHT. 13 FOR DETAILS FOR ADDITIONAL INFORMATION ON WELDMENTS.



TOP PLATE PLAN

NOTES: ALL PLATE $t = 1/2$ " FOR TOP PLATE UNLESS OTHERWISE NOTED.
NOTE: CUT HOLE FOR PILE $3/16$ " MAXIMUM ANNULUS.

JUNEAU CRUISE SHIP DOCK
CAJ DEPT. OF ENGINEERING CONTRACT NO. E91-137

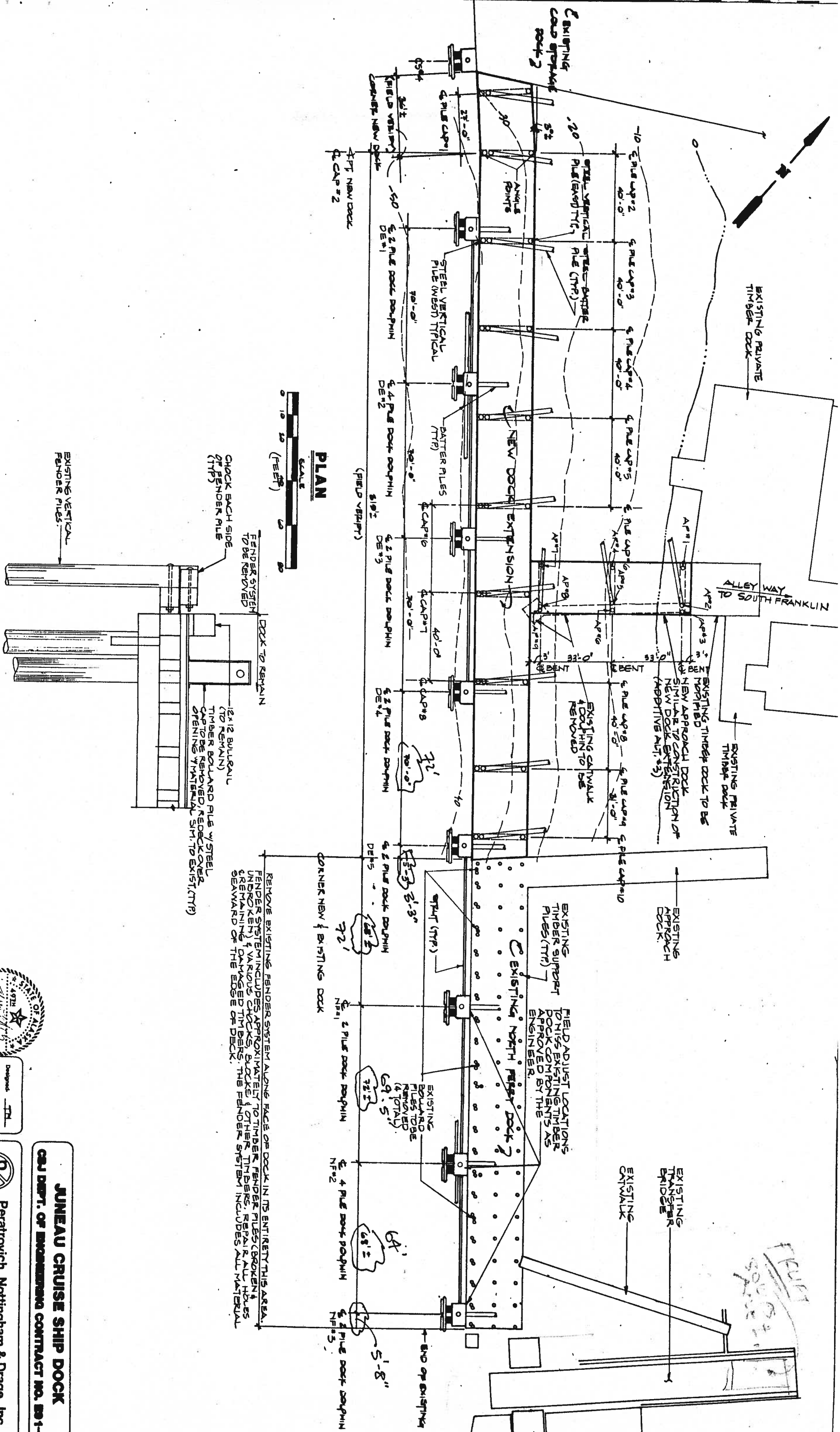
Peratovich, Nottingham & Drage, Inc.
Engineering Consultants
2205 North Jordan Avenue, JUNEAU, AK 99801
(907) 789-5006

COLD STORAGE DOCK DOLPHIN MODIFICATION

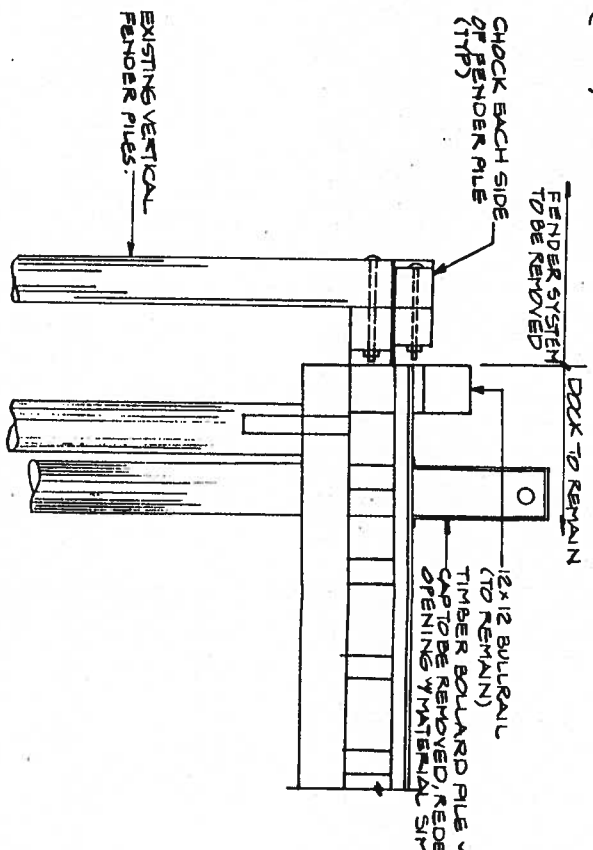
BOTTOM PLATE PLAN
NOTE: ALL PLATE $t = 1/2$ " FOR BOTTOM PLATE UNLESS OTHERWISE NOTED.

| | |
|-------------|---------|
| Designed | TN |
| Drawn | K.K. |
| Checked | JLN |
| Project No. | 9023121 |
| Date | 2-11 |
| Scale | N.T.S. |





PLAN



TYPICAL EXISTING NORTH FERRY DOCK SECTION

Peratrovich, Nottingham & Drage, Inc. (PND) is not responsible for the safety program, methods or procedures of operations or construction of the design shown on this drawing. The drawing is for use on this project only and is not to be used for any other project without the written approval of PND or the City and Borough of Juneau. PND is not responsible for reuse of the drawing.



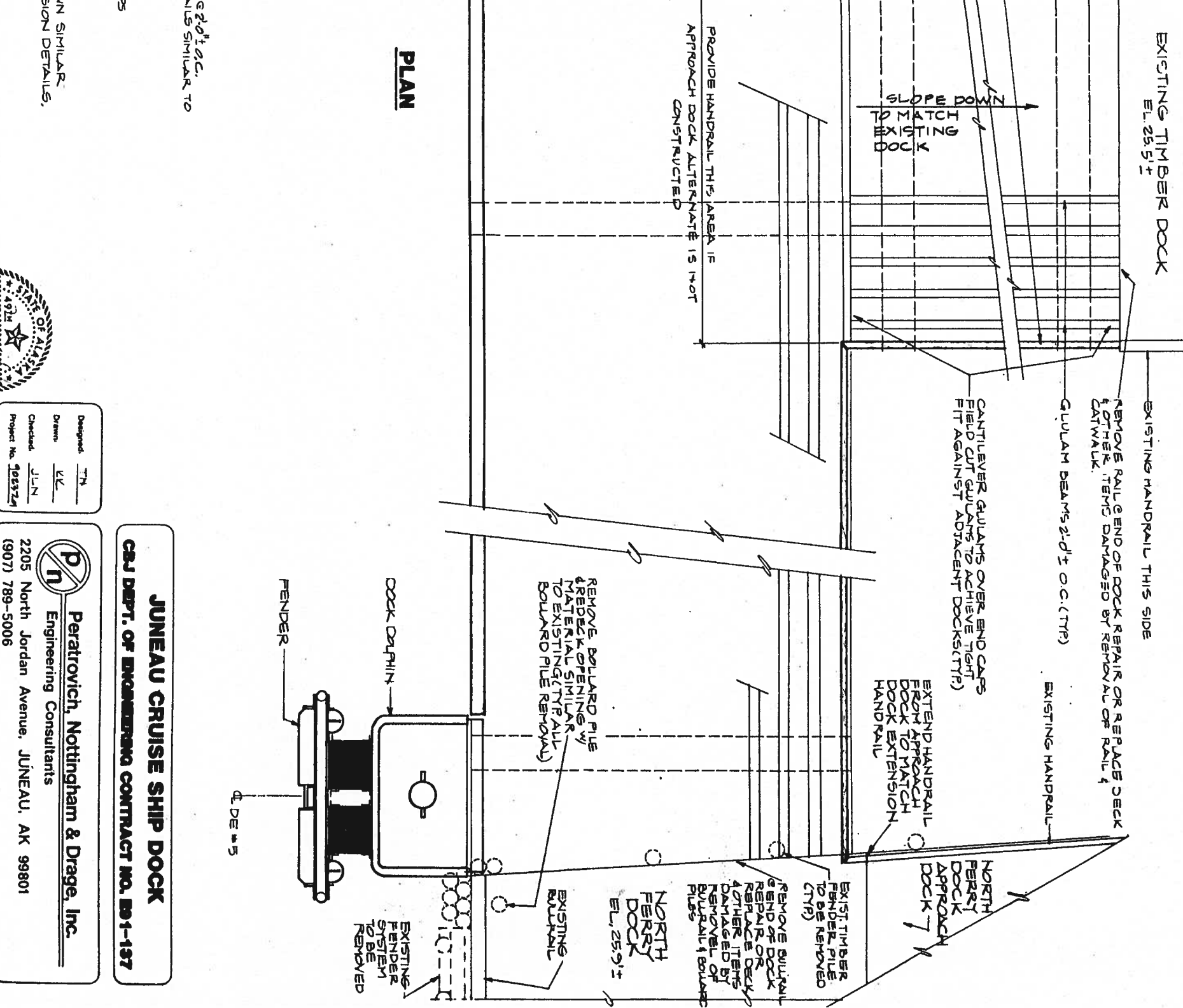
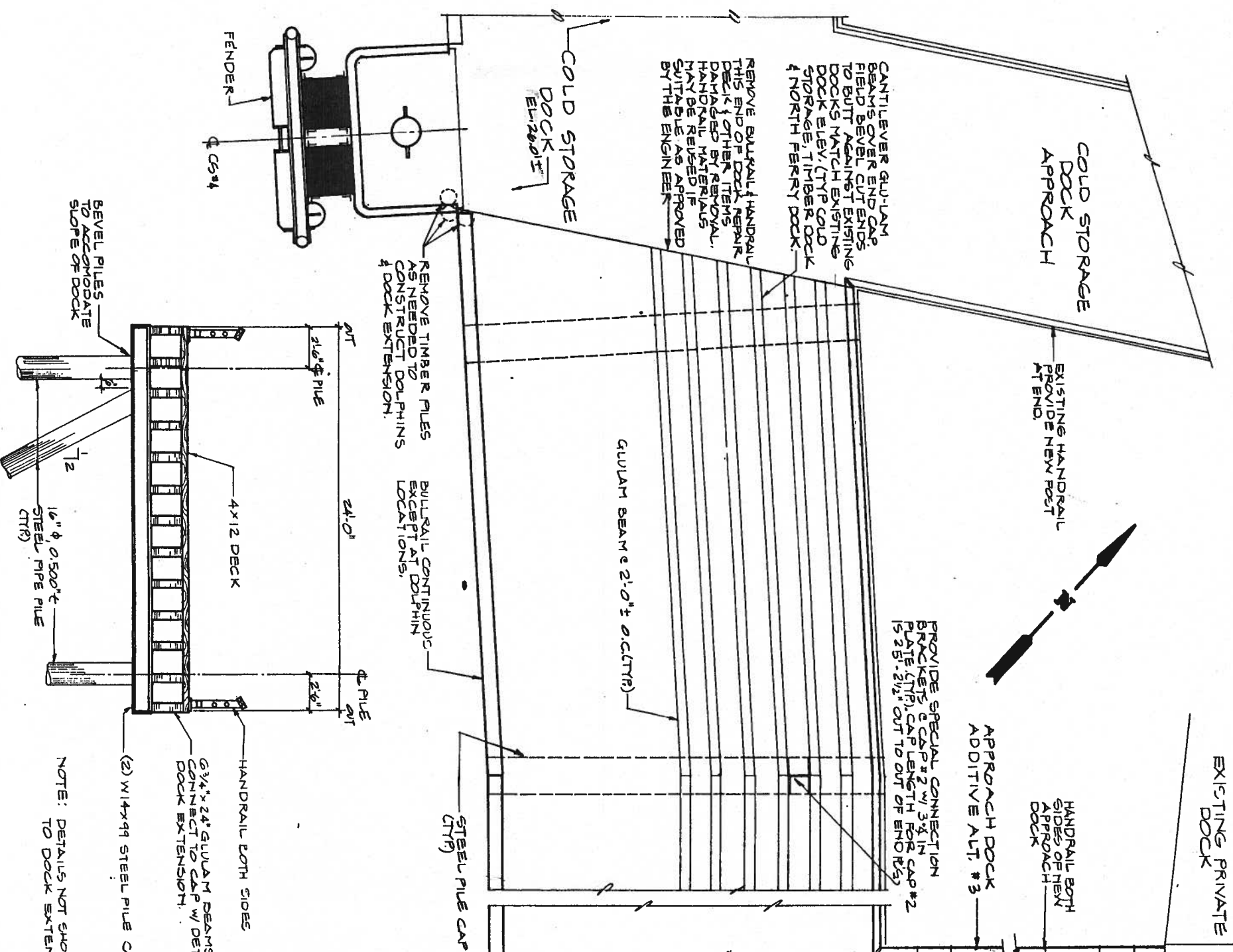
| | |
|-------------|-------|
| Designed | TH |
| Drawn | JWK |
| Checked | JWK |
| Project No. | 20821 |
| Date | 4/9/1 |
| Scale | |

JUNEAU CRUISE SHIP DOCK
GAJ DEPT. OF ENGINEERING CONTRACT NO. B91-137

Peratrovich, Nottingham & Drage, Inc.
 Engineering Consultants
 2205 North Jordan Avenue, JUNEAU, AK 99801
 (907) 789-5006

DOCK EXTENSION, APPROACH DOCK & N. FERRY DOCK PLAN

Sheet **6-24**



PLAN

TYPICAL APPROACH DOCK SECTION

NOTE: DETAILS NOT SHOWN SIMILAR TO DOCK EXTENSION DETAILS.

Peratrovich, Nottingham & Drage, Inc. (PND&D) is not responsible for the safety program, methods or procedures of operations or construction of the design shown on this drawing. The drawing is for use on this project only and is not intended for reuse without approval from PND&D or the City and Borough of Juneau. PND&D is not responsible for reuse of the drawing.

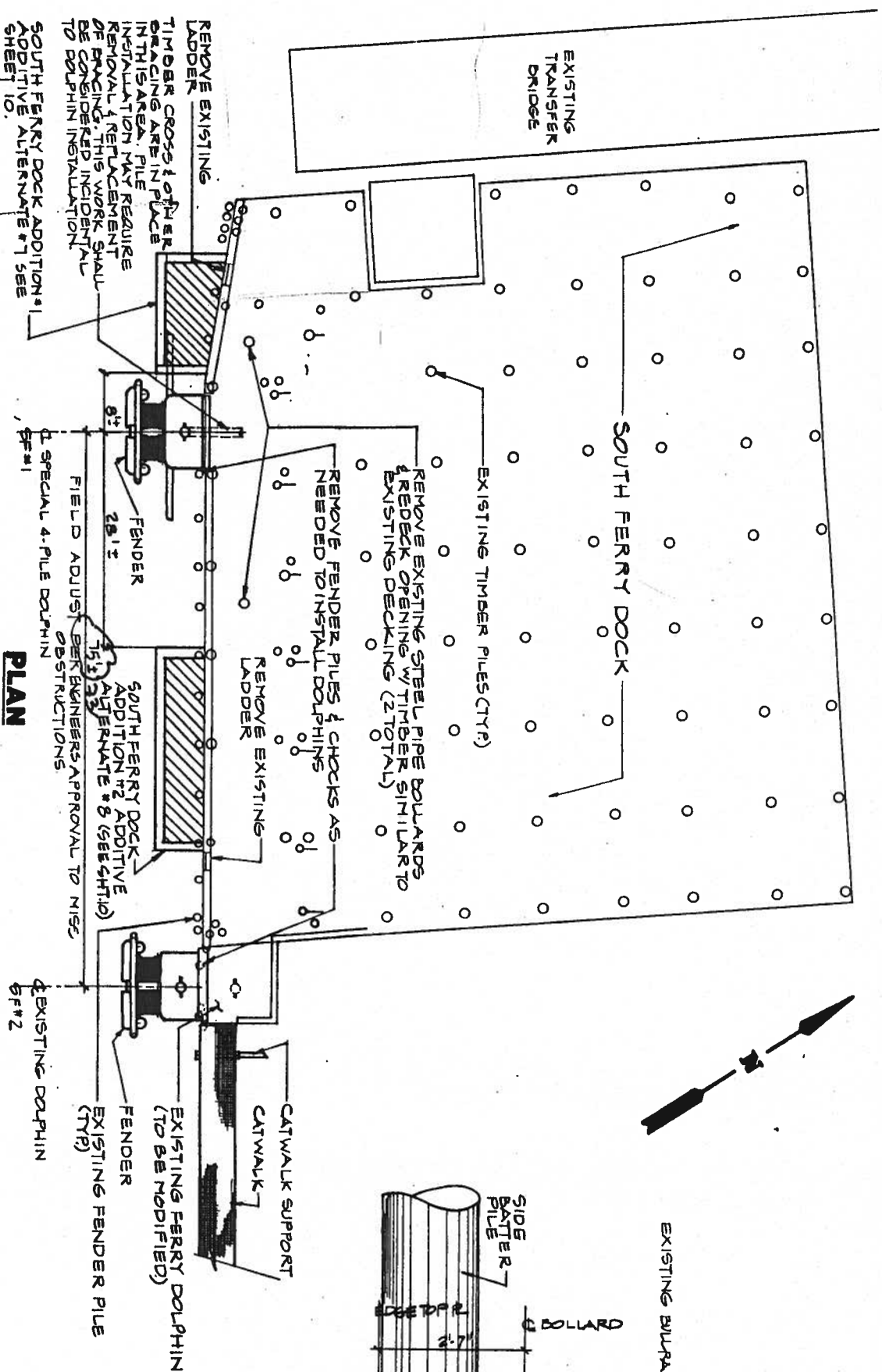


| | |
|--------------|--------|
| Designed: | JLN |
| Drawn: | KL |
| Checked: | JLN |
| Project No.: | 102324 |
| Date: | 2/9/11 |
| Scale: | NTS |

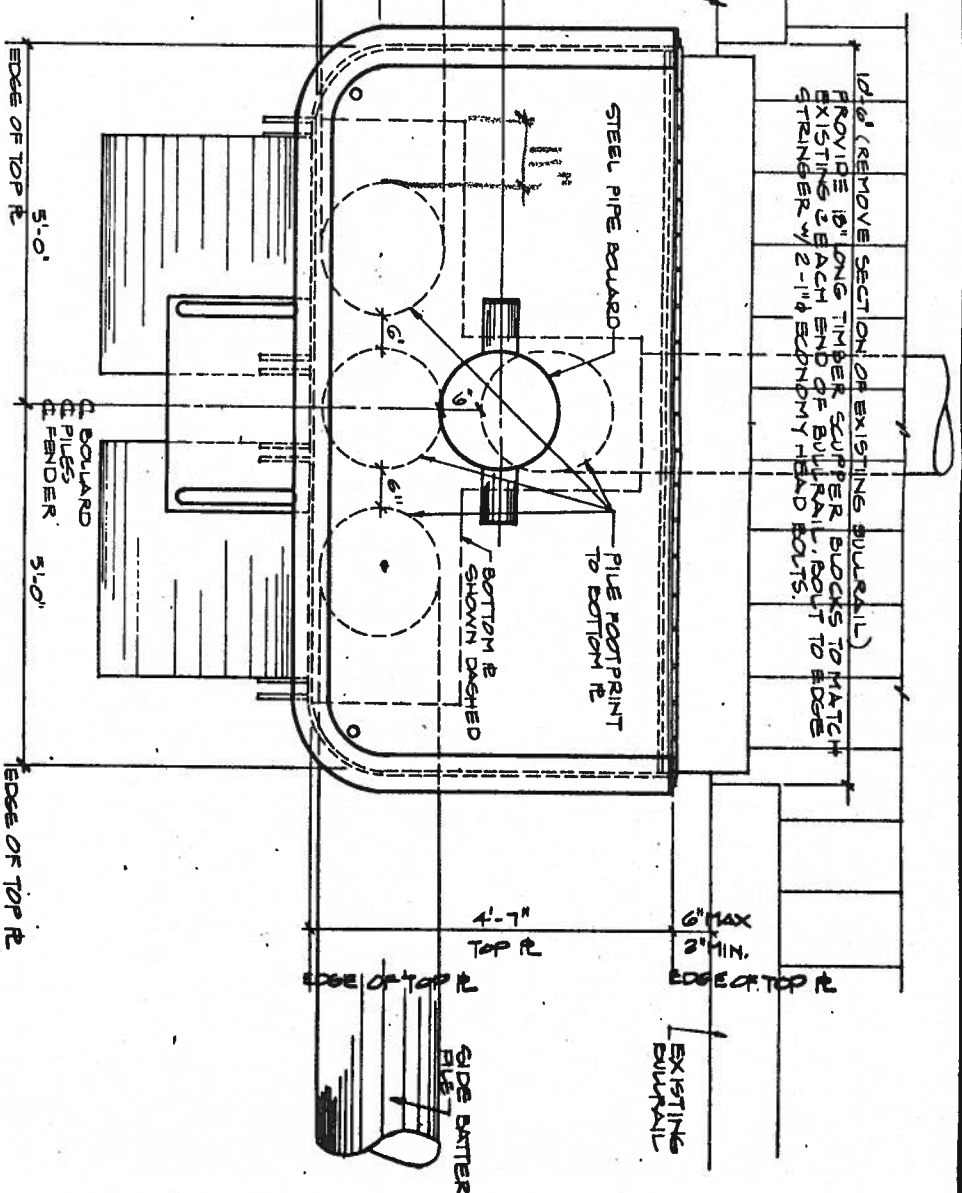
JUNEAU CRUISE SHIP DOCK
CBU DEPT. OF ENGINEERING CONTRACT NO. B91-137

Peratrovich, Nottingham & Drage, Inc.
 Engineering Consultants
 2205 North Jordan Avenue, JUNEAU, AK 99801
 (907) 789-5006

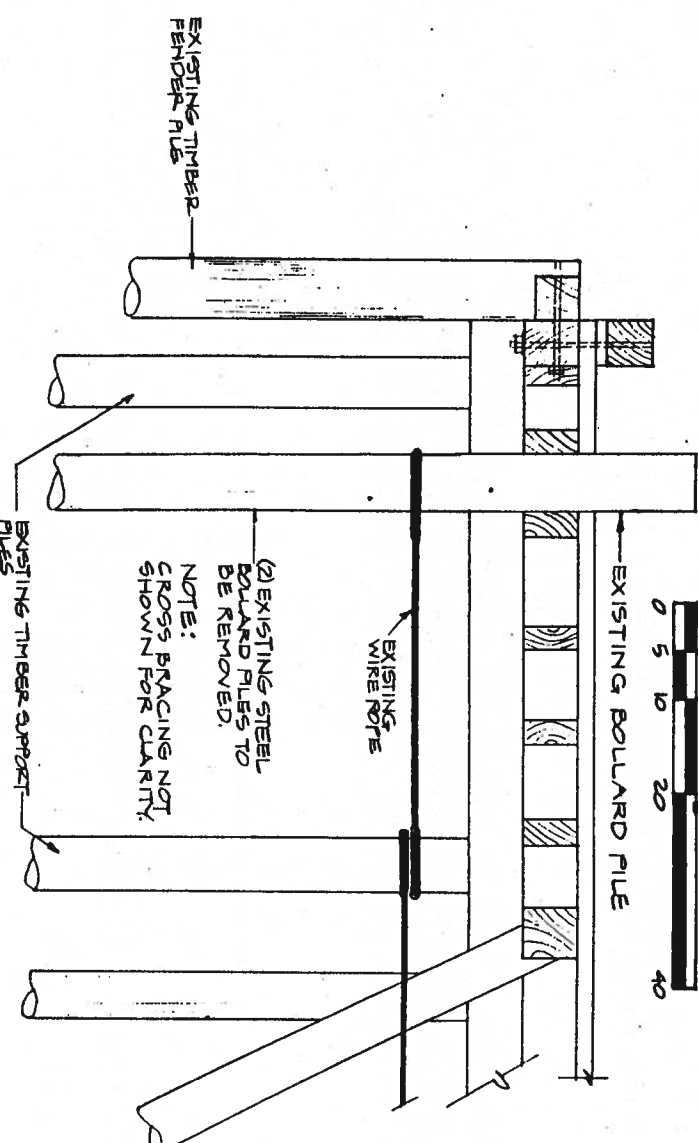
DOCK EXTENSION & APPROACH DOCK DETAILS



PLAN
SOUTH FERRY DOCK ADDITION #1 ADDITIVE ALTERNATE #1 SEE SHEET 10.



SPECIAL 4 PILE DOCK DOLPHIN PLAN(SF #1)
NOTE : DETAILS NOT SHOWN SIMILAR TO DOCK DOLPHIN



NOTE:
CROSS BRACING NOT SHOWN FOR CLARITY.

TYPICAL EXISTING SOUTH FERRY DOCK SECTION

Peratovich, Nottingham & Drage, Inc. (PNDI) is not responsible for the safety program, methods or materials used in the construction of the design shown on this drawing. The drawing is for use on this project only and is not intended for reuse without approval from PNDI or the City and Borough of Juneau. PNDI is not responsible for reuse of the drawing.



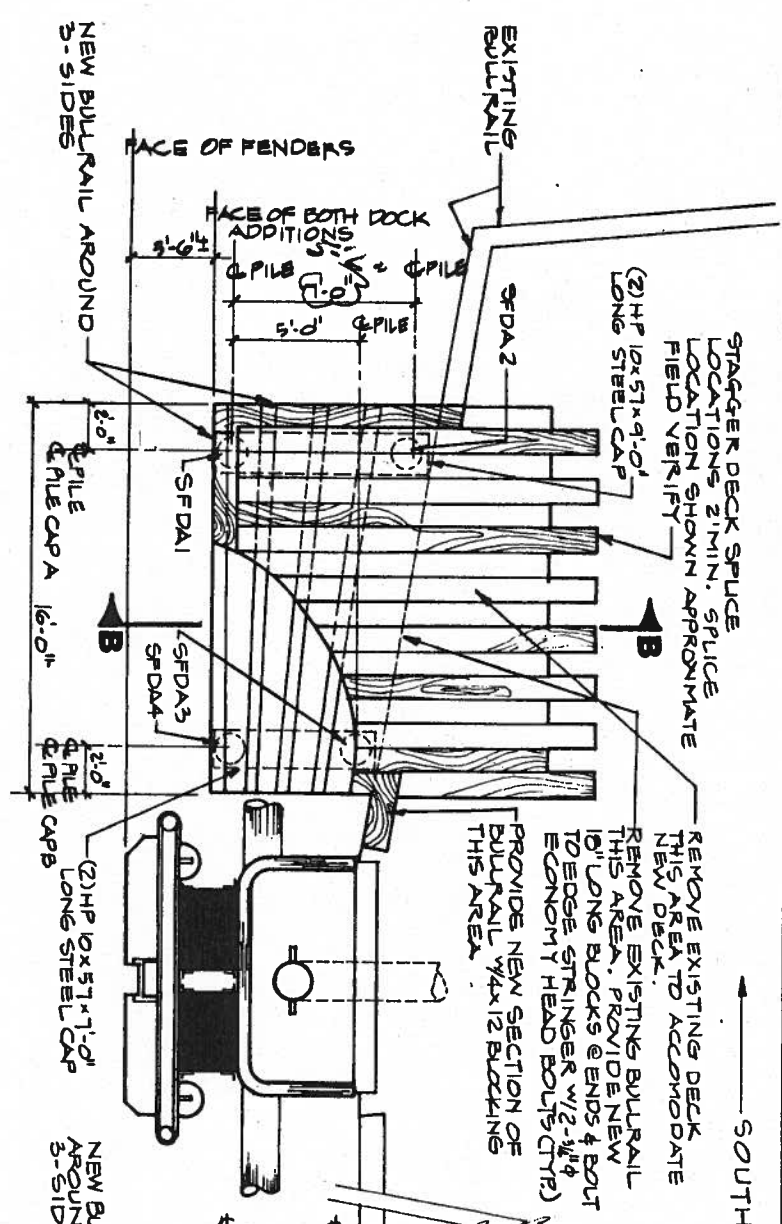
| | |
|--------------|---------|
| Designed: | TN |
| Drawn: | KK |
| Checked: | JLN |
| Project No.: | 3023121 |

Date: 2/91
Scale: 2/41

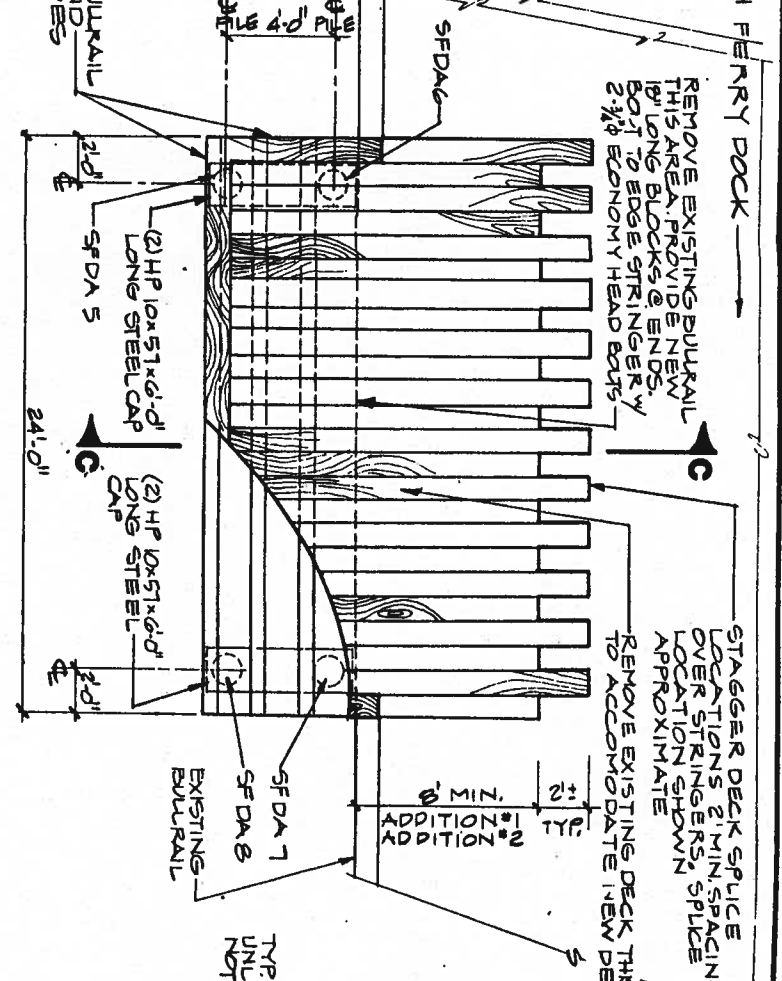
JUNEAU CRUISE SHIP DOCK
C&J DEPT. OF ENGINEERING CONTRACT NO. B01-197

Peratovich, Nottingham & Drage, Inc.
Engineering Consultants
2205 North Jordan Avenue, JUNEAU, AK 99801
(907) 789-5006

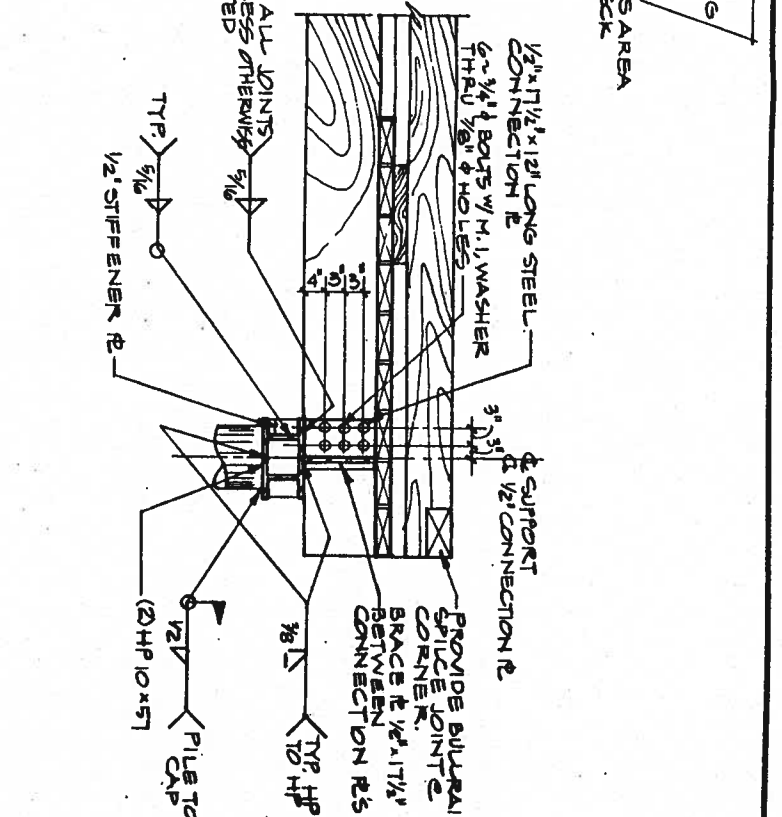
SOUTH FERRY DOCK



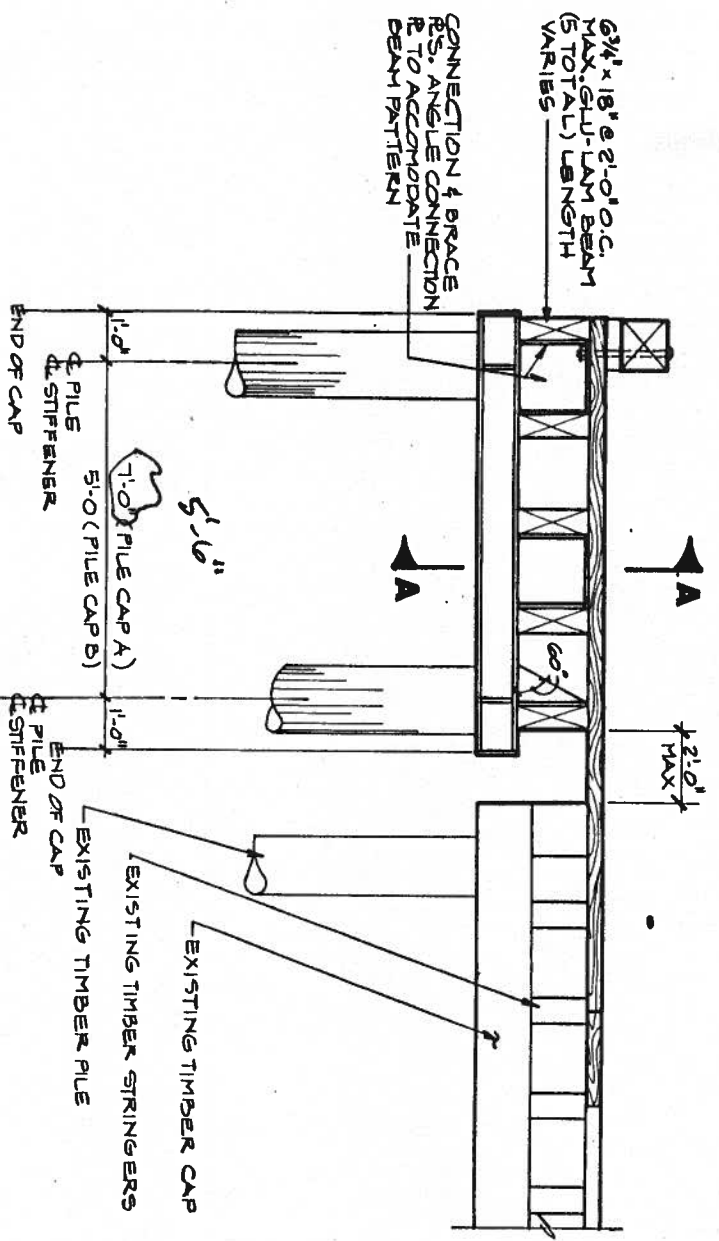
SOUTH FERRY DOCK ADDITION #1
 (ADDITIVE ALTERNATE #7)
 NOTE: REMOVE EXISTING TIMBER FENDER SYSTEM AS NEEDED TO CONSTRUCT DOCK ADDITION.



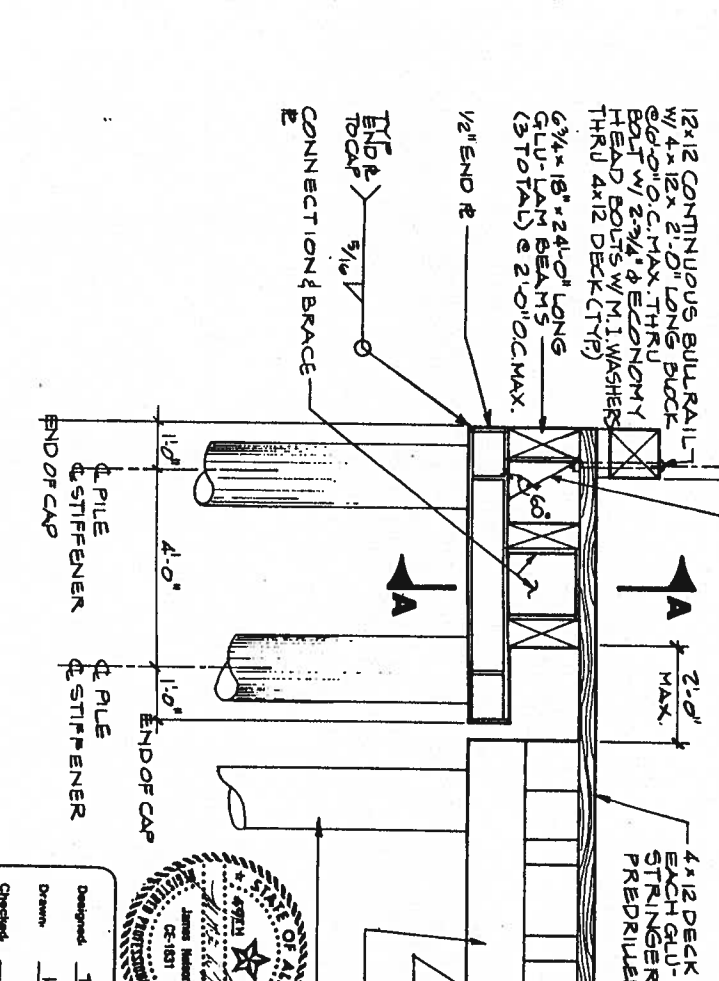
SOUTH FERRY DOCK ADDITION #2
 (ADDITIVE ALTERNATE #8)
 NOTE: REMOVE EXISTING TIMBER FENDER SYSTEM AS NEEDED TO CONSTRUCT DOCK ADDITION.



SECTION AA



SECTION BB



SECTION CC



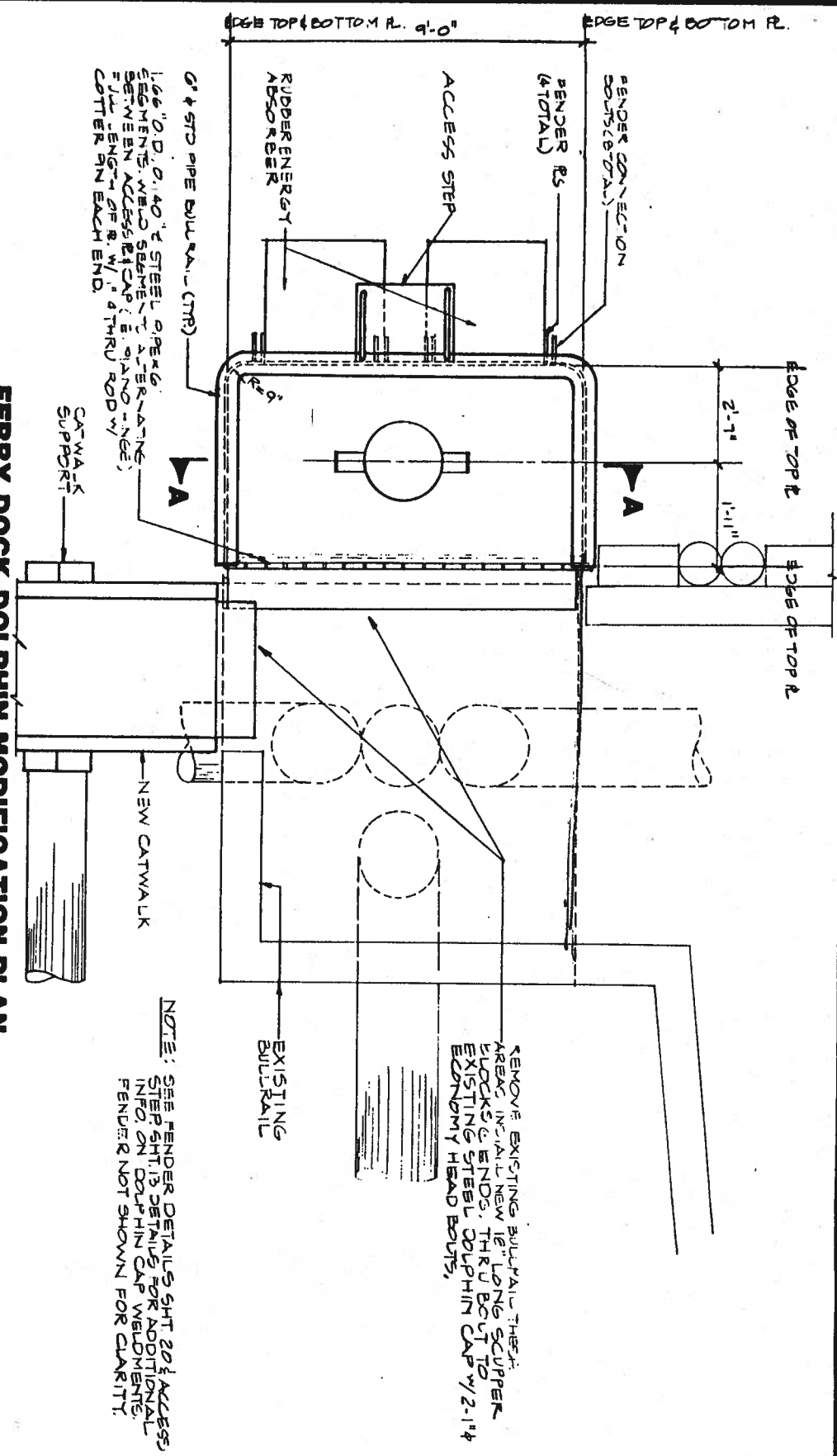
Peratovich, Nottingham & Drage, Inc. (PND&D) is not responsible for the safety of the design or construction of the facility shown on this drawing. The drawing is for use on this project only and is not intended for reuse without approval from PND&D or the City and Borough of Juneau. PND&D is not responsible for reuse of the drawing.

JUNEAU CRUISE SHIP DOCK
 CAJ DEPT. OF ENGINEERING CONTRACT NO. B91-187

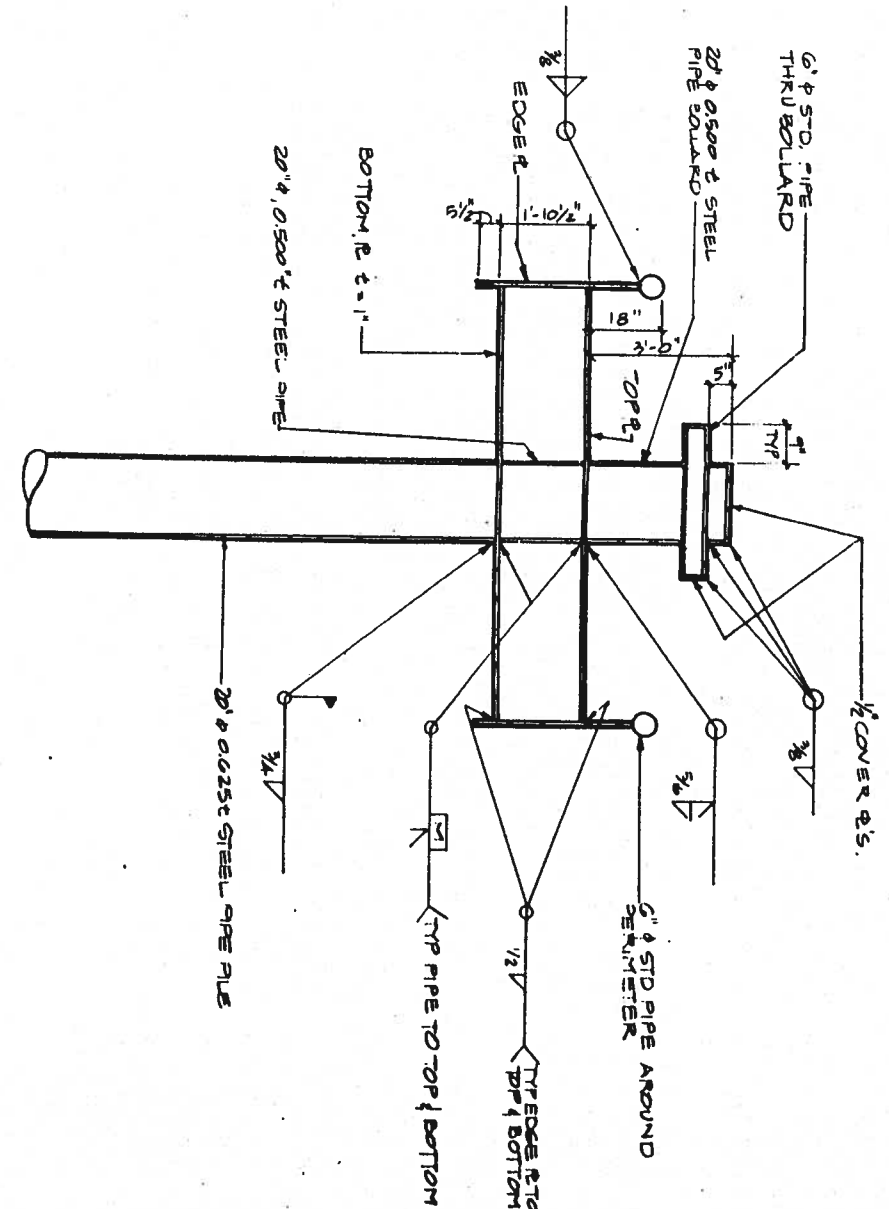
Peratovich, Nottingham & Drage, Inc.
 Engineering Consultants
 2205 North Jordan Avenue, JUNEAU, AK 99801
 (907) 789-5006

SOUTH FERRY DOCK ADDITIONS 10 - 24

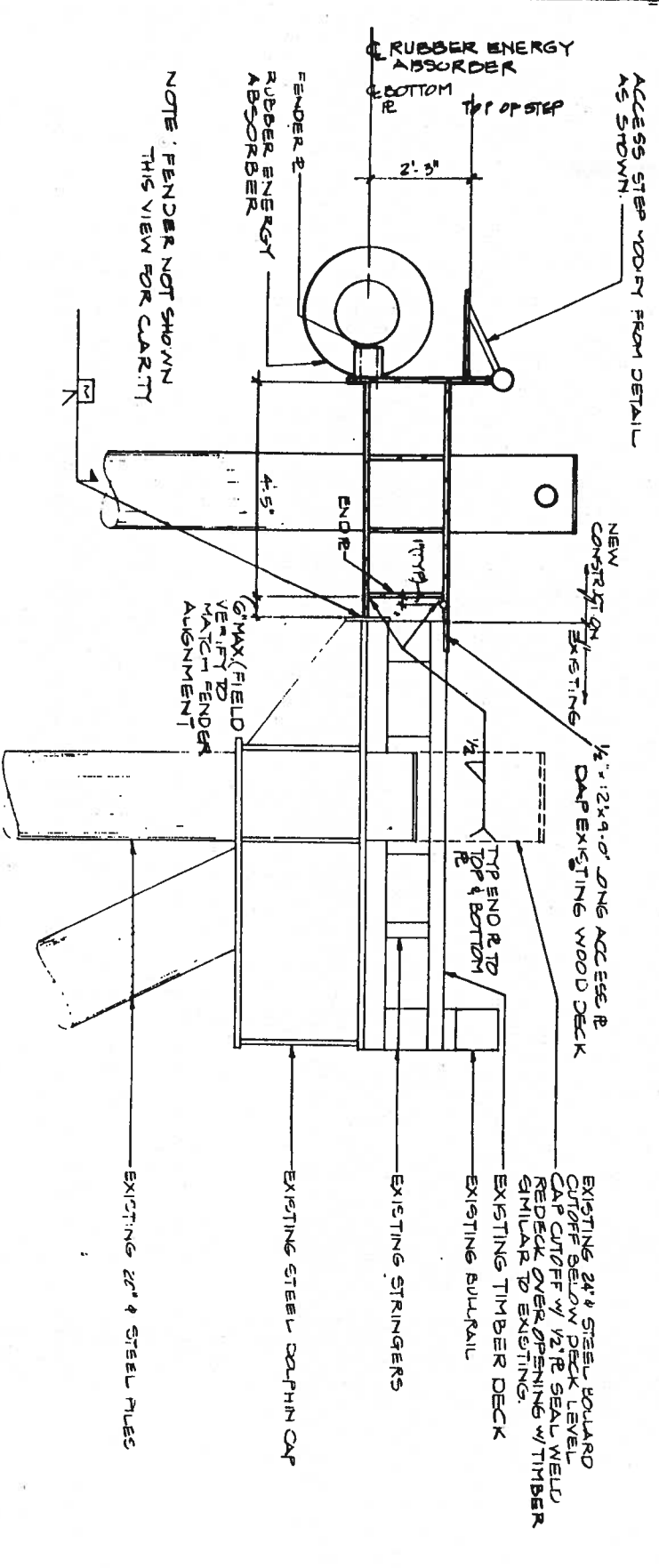
| | |
|-------------|--------|
| Designed | TN |
| Drawn | LK |
| Checked | |
| Project No. | 902370 |
| Date | 2/91 |
| Scale | NTS |



FERRY DOCK DOLPHIN MODIFICATION PLAN
 NOTE: ALL R. & 1/2" UNLESS OTHERWISE NOTED.



SECTION AA



TYPICAL SECTION

Peratovich, Nottingham & Drage, Inc. (PND) is not responsible for the safety, program, method, or construction of the design shown on this drawing. The drawing is for use on this project only and is not intended for reuse without approval from PND or the City and Borough of Juneau. PND is not responsible for reuse of the drawing.



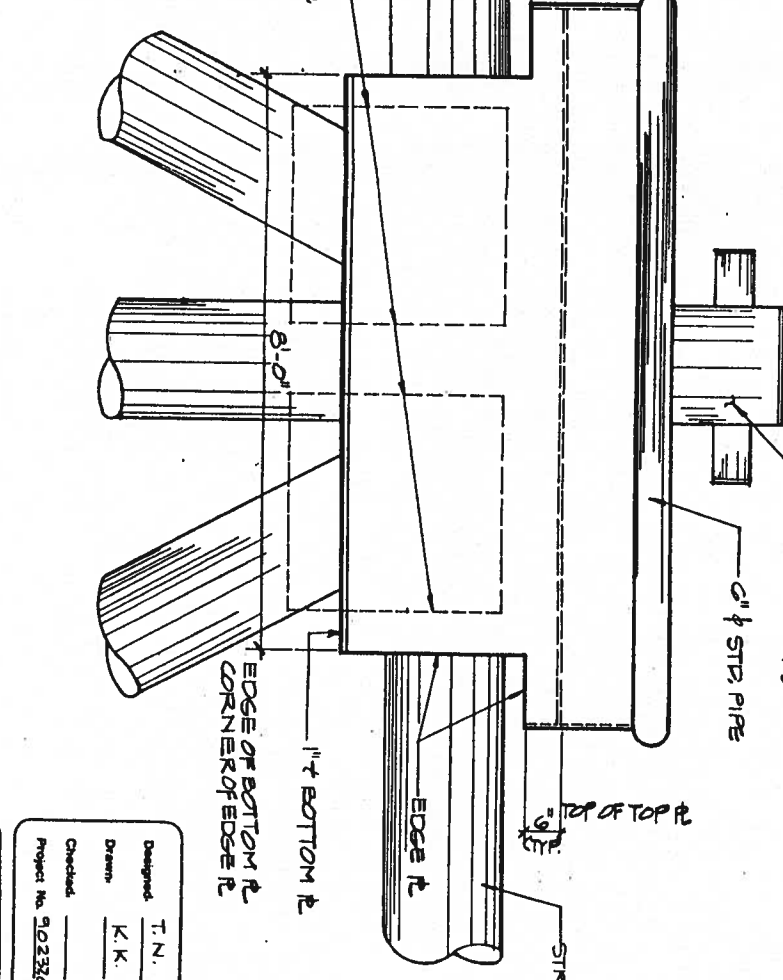
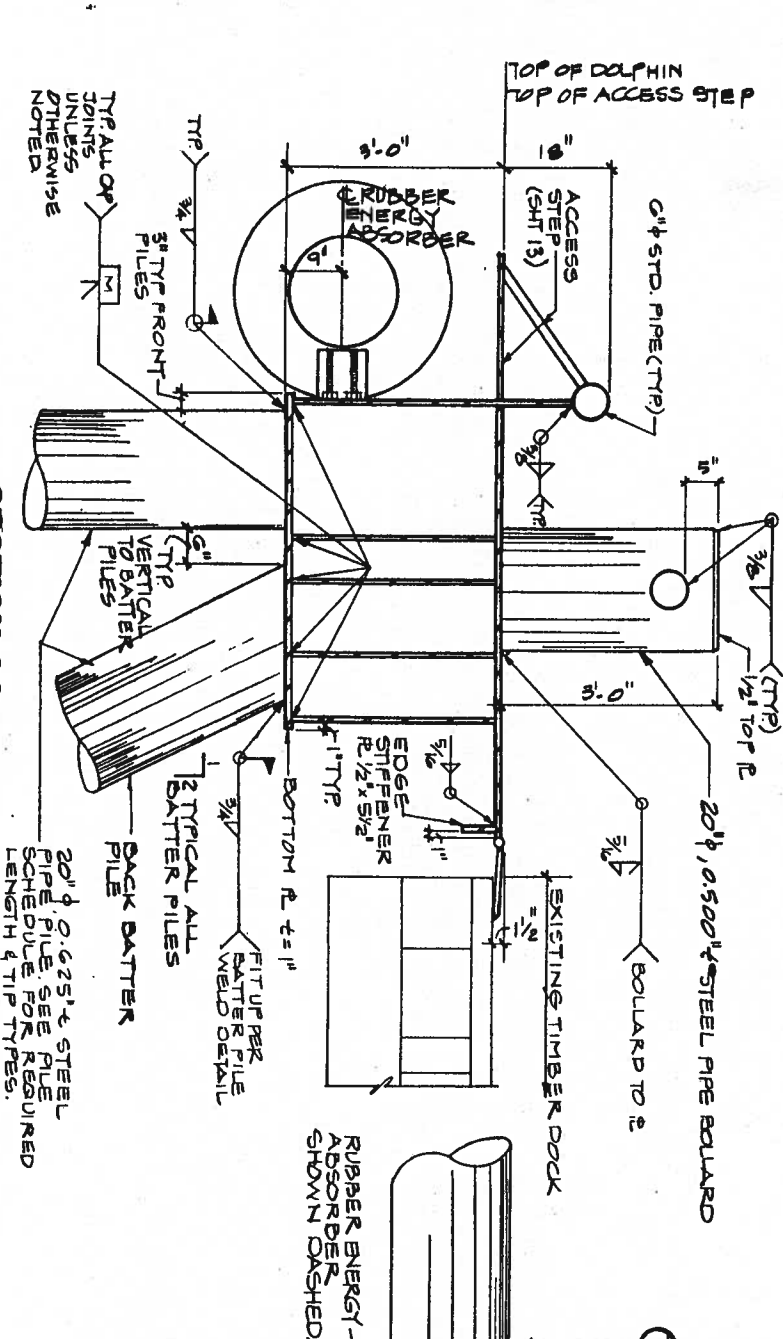
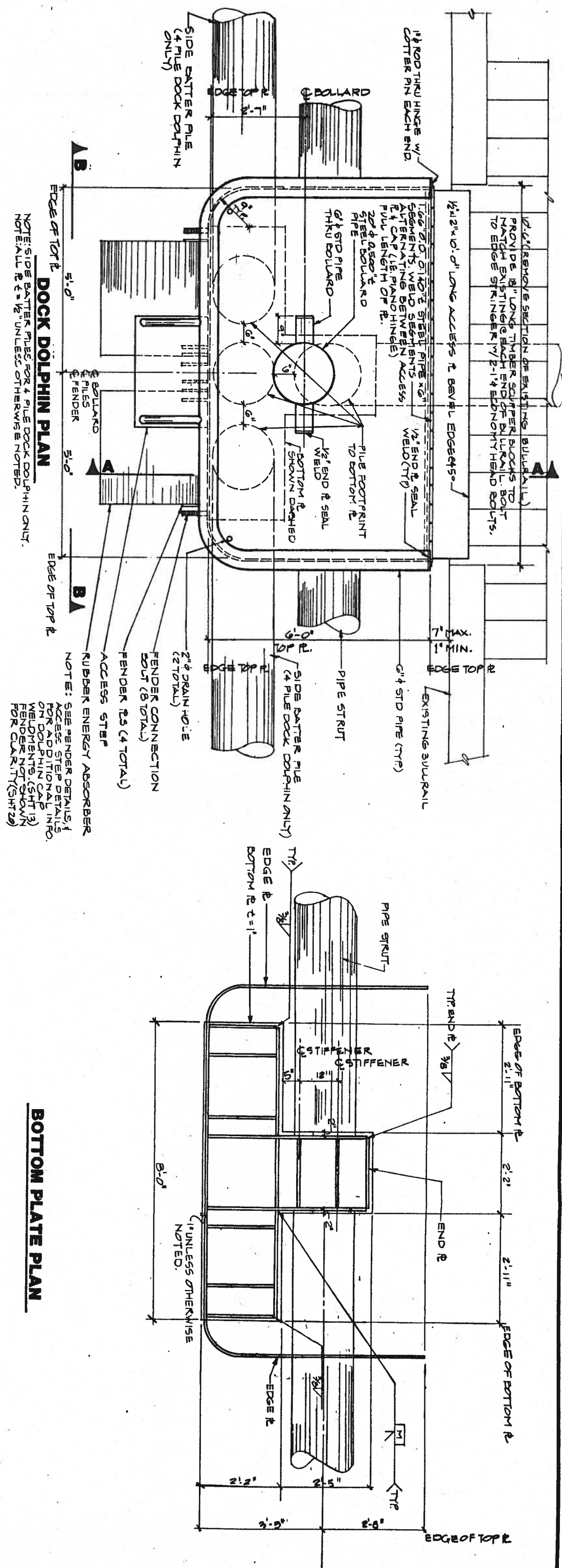
| | |
|-------------|--------|
| Designed | JN |
| Drawn | LE |
| Checked | JLN |
| Project No. | 122172 |
| Date | 2/91 |
| Scale | NTE |

PND Peratovich, Nottingham & Drage, Inc.
 Engineering Consultants
 2205 North Jordan Avenue, JUNEAU, AK 99801
 (907) 789-5006

SOUTH FERRY DOCK DOLPHIN MODIFICATION

11-24

JUNEAU CRUISE SHIP DOCK
 CAJ DEPT. OF ENGINEERING CONTRACT NO. B01-187



Peratovich, Nottingham & Drage, Inc. (PND) is not responsible for the safety program, methods or procedures of operations or construction of the design shown on this drawing. The design is for use on this project only and is not intended for reuse without approval from PND or the City and Borough of Juneau. PND is not responsible for reuse of the drawing.



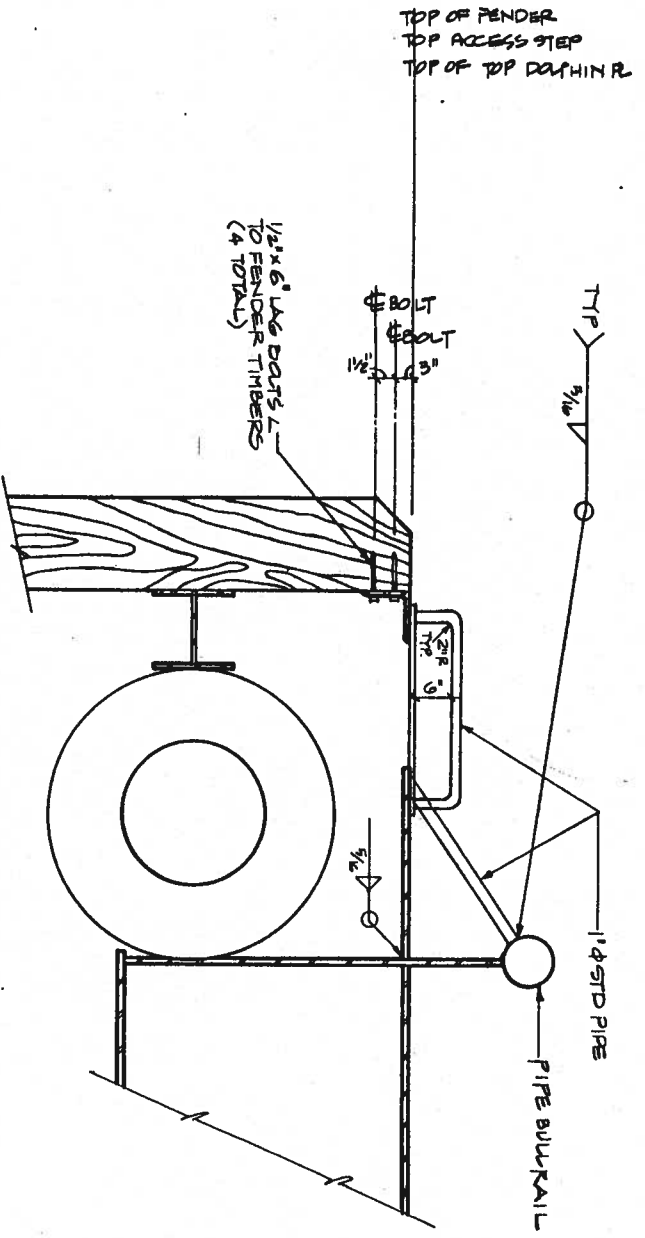
JUNEAU CRUISE SHIP DOCK
GSA DEPT. OF ENGINEERING CONTRACT NO. B91-197

Peratovich, Nottingham & Drage, Inc.
Engineering Consultants
2205 North Jordan Avenue, JUNEAU, AK 99801
(907) 789-5006

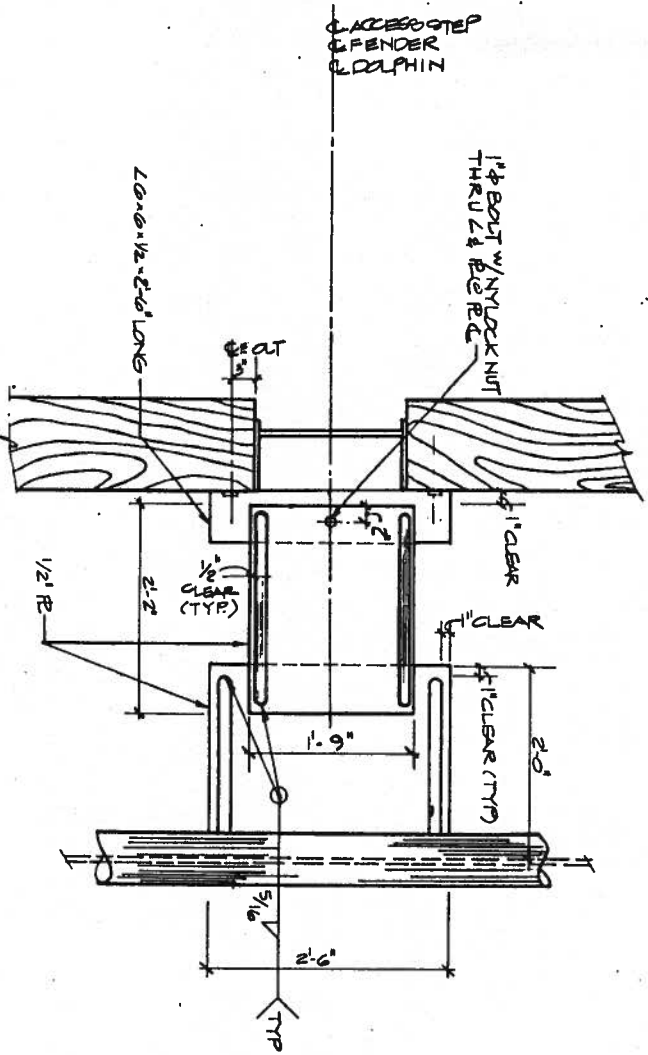
| | |
|-------------|--------|
| Designed | T.N. |
| Drawn | K.K. |
| Checked | |
| Project No. | 902330 |
| Date | 2/71 |
| Scale | |

DOCK DOLPHIN

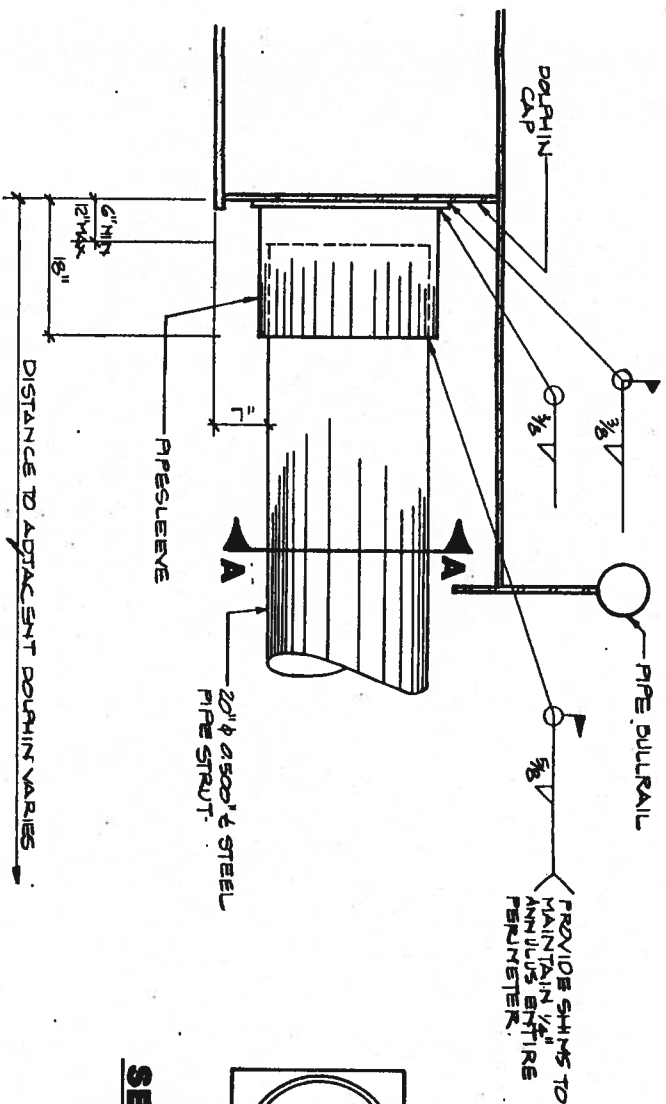
12 x 24



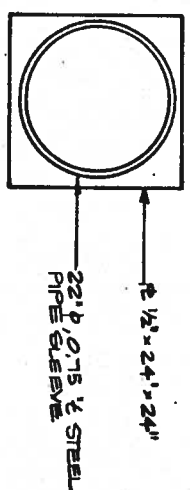
ACCESS STEP TYPICAL SECTION



ACCESS STEP PLAN



PIPE STRUT/DOLPHIN CONNECTION



SECTION AA

Peratrovich, Nottingham & Drage, Inc. (PND&D) is not responsible for the safety program, methods or procedures of operations or construction of the design shown on this drawing. This drawing is for use on this project only and is not intended for reuse without approval from PND&D or the City and Borough of Juneau. PND&D is not responsible for reuse of the drawing.



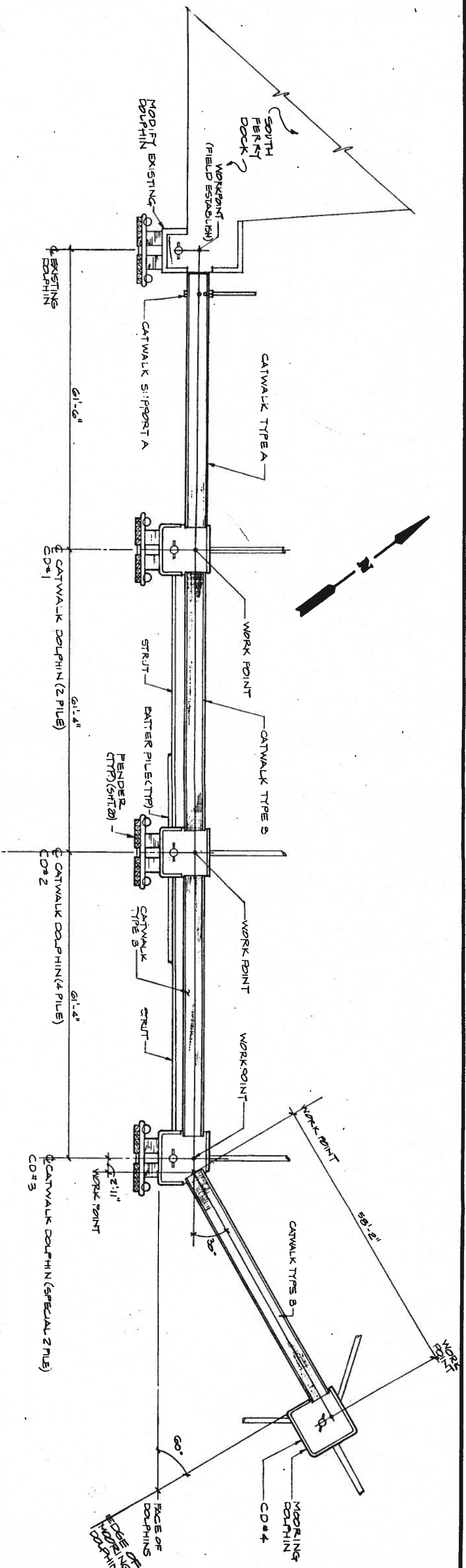
| | |
|-------------|---------|
| Designed | JN |
| Drawn | EK |
| Checked | JLN |
| Project No. | 3023261 |
| Date | 2/91 |
| Scale | N.T.S. |

JUNEAU CRUISE SHIP DOCK
GAJ DEPT. OF ENGINEERING CONTRACT NO. B01-137

Peratrovich, Nottingham & Drage, Inc.
 Engineering Consultants
 2205 North Jordan Avenue, JUNEAU, AK 99801
 (907) 789-5006

ACCESS STEP & STRUT CONNECTION

Sheet
13 - 24



CATWALK & DOLPHIN PLAN

Peratovich, Nottingham & Drage, Inc. (PND) is not responsible for the safety program, methods or procedures of operations or construction of the design shown on this drawing. The drawing is for use on this project only and is not intended for reuse without approval from PND or the City and Borough of Juneau. PND is not responsible for reuse of the drawing.



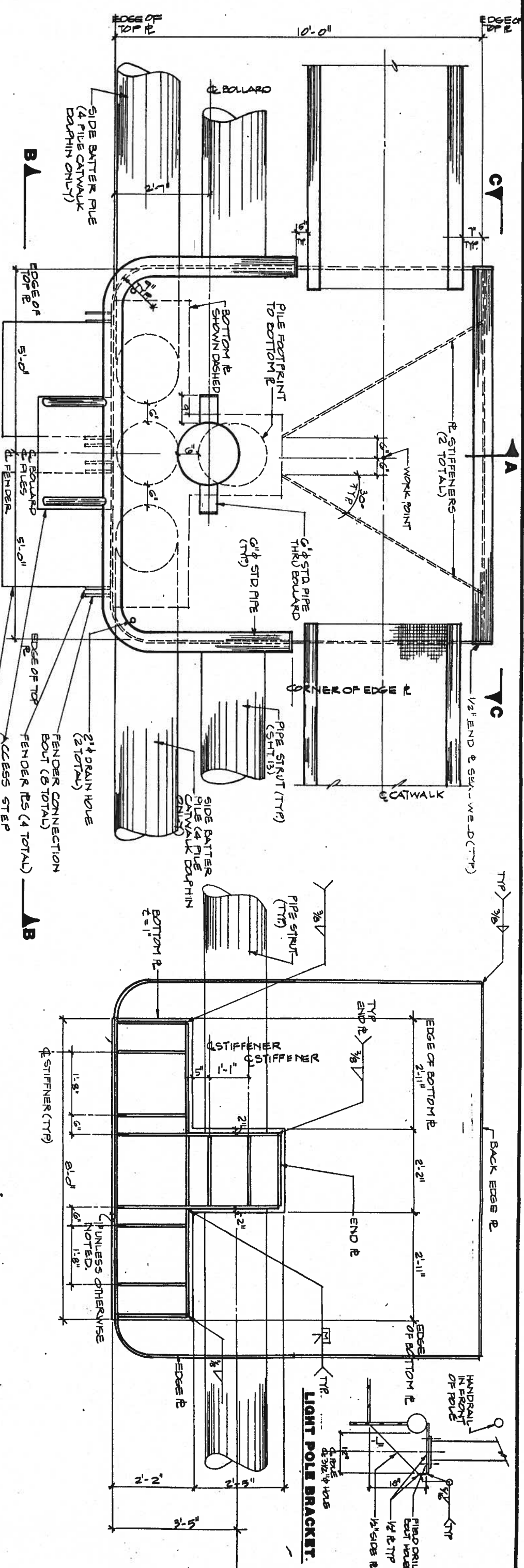
| | |
|-------------|--------|
| Designed: | TN |
| Drawn: | KL |
| Checked: | JUN |
| Project No: | 902310 |
| Date: | 2/91 |
| Scale: | N/S |

JUNEAU CRUISE SHIP DOCK
CBJ DEPT. OF ENGINEERING CONTRACT NO. E91-137

PND Peratovich, Nottingham & Drage, Inc.
 Engineering Consultants
 2205 North Jordan Avenue, JUNEAU, AK 99801
 (907) 789-5006

CATWALK & DOLPHIN PLAN

Sheet **14-24**



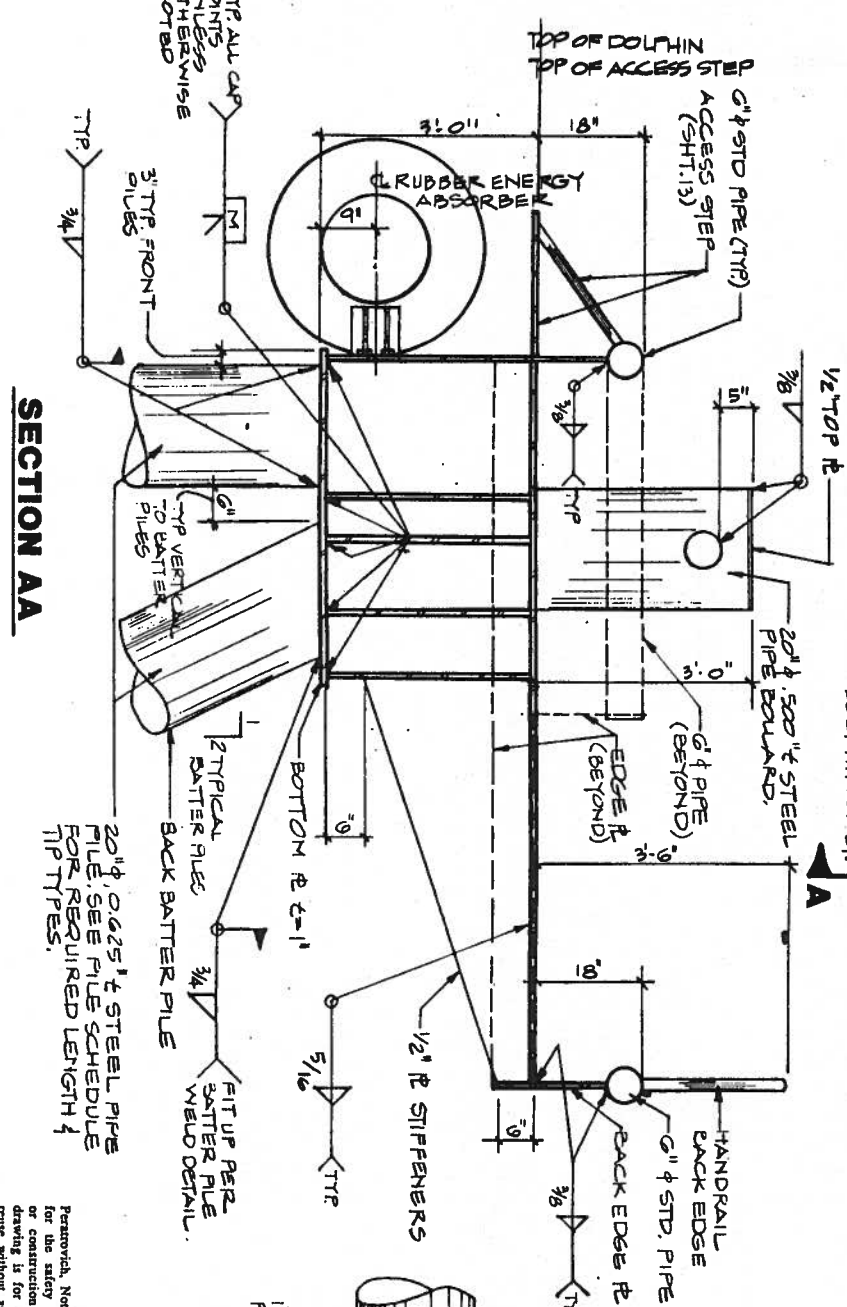
CATWALK DOLPHIN PLAN

NOTE: ALL R & T = 1/2" UNLESS OTHERWISE NOTED.
SIDE BATTER PILES FOR 4 PILE CATWALK DOLPHIN ONLY.

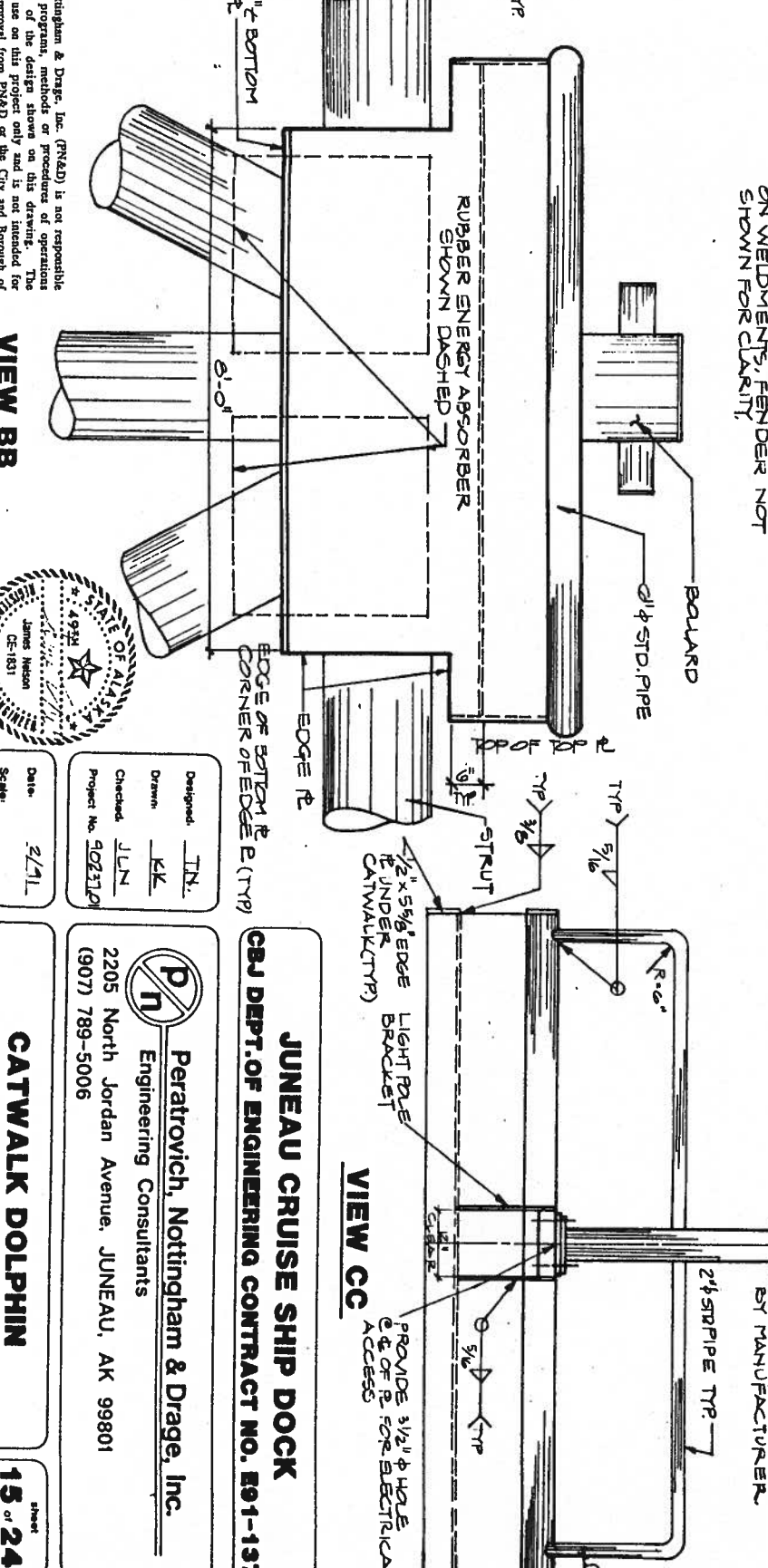
RUBBER ENERGY ABSORBER
NOTE: SEE FENDER DETAILS (SHT 20) & ACCESS STEP DETAILS (SHT 13) FOR ADDITIONAL INFORMATION ON WELDMENTS, FENDER NOT SHOWN FOR CLARITY.

BOTTOM PLATE PLAN

NOTE: TOP R NOT SHOWN FOR CLARITY



SECTION AA



Peratovich, Nottingham & Drage, Inc. (PND) is not responsible for the safety program, methods or procedures of operations or construction of the design shown on this drawing. The drawing is for use on this project only and is not intended for reuse without approval from PND or the City and Borough of Juneau. PND is not responsible for reuse of the drawing.

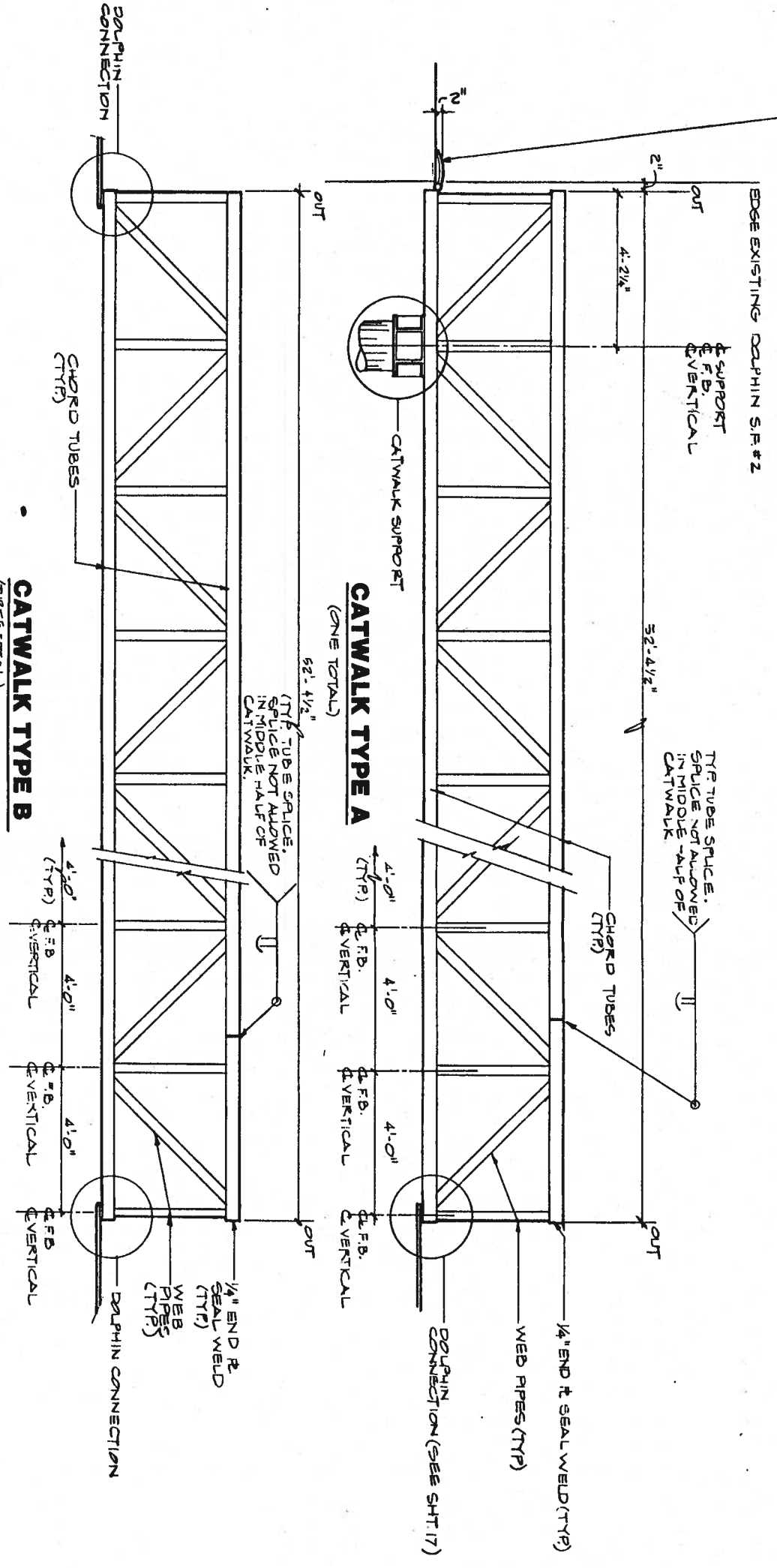


| | |
|-------------|--------|
| Designed | TN |
| Drawn | EK |
| Checked | JLN |
| Project No. | 902310 |
| Date | 2/71 |
| Scale | |

JUNEAU CRUISE SHIP DOCK
CBJ DEPT. OF ENGINEERING CONTRACT NO. E91-137

Peratovich, Nottingham & Drage, Inc.
 Engineering Consultants
 2205 North Jordan Avenue, JUNEAU, AK 99801
 (907) 789-5006

1/2" TEXTURED R. & 1'-0" LONG x 3'-6" WIDE W/ 1/2" CURVED RADIUS ATTACH TO CATWALK W/ PLANO HINGE CONNECT ON 1/2" x 1/2" O.D. 0.100 STEEL PIPE x 6' SEGMENTS WELD SEGMENTS ALTERNATING BETWEEN 1/2" R. & F.B. FULL LENGTH OF R. PLACE 1/4" ROD THRU HINGE W/ COTTER PIN EACH END



Designed: T.N.
 Drawn: K.K.
 Checked: J.L.N.
 Project No. 10257101

Date: 2/91
 Scale: N.T.S.

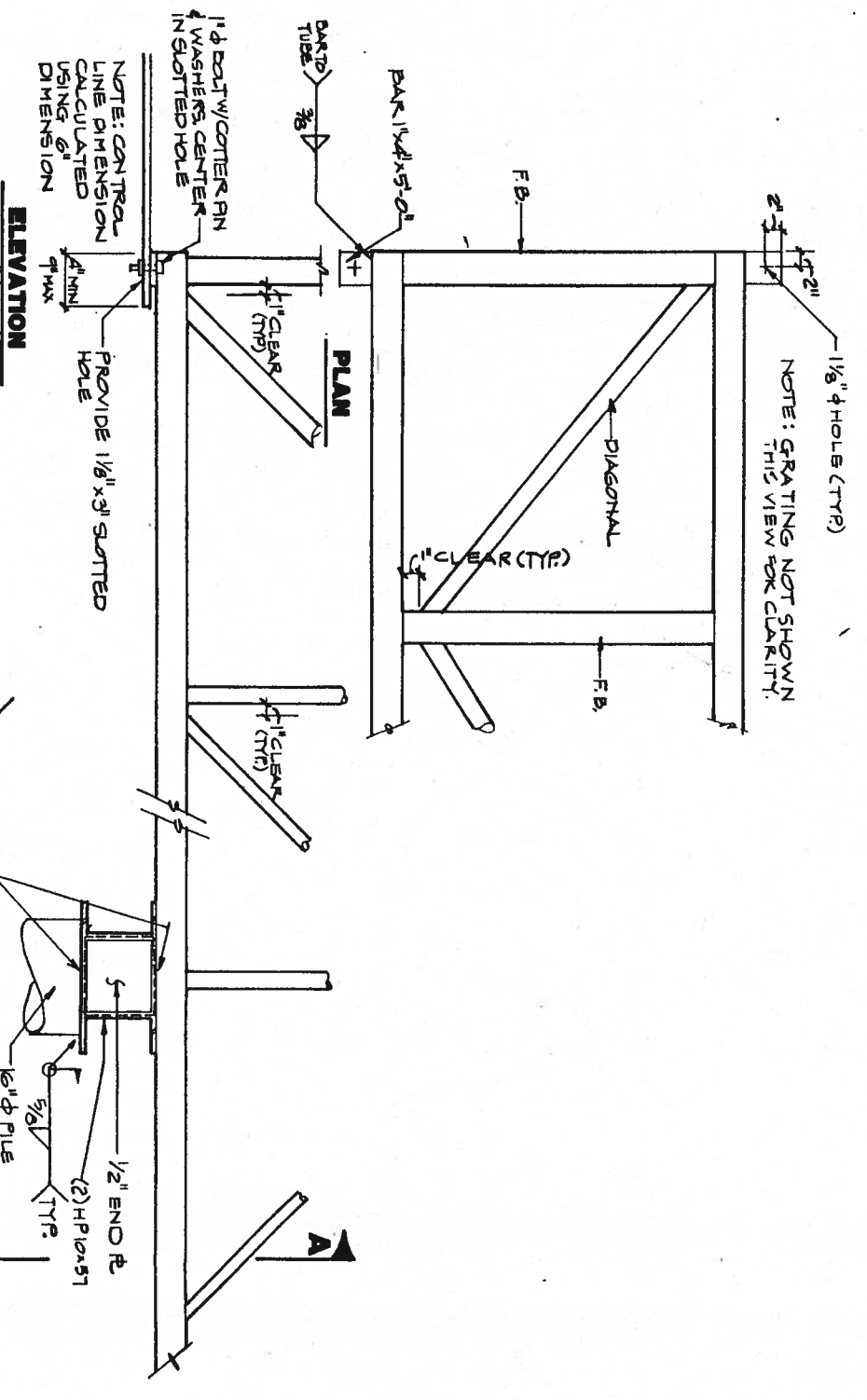
JUNEAU CRUISE SHIP DOCK
CBJ DEPT. OF ENGINEERING CONTRACT NO. 191-137

Peratovich, Nottingham & Drage, Inc.
 Engineering Consultants
 2205 North Jordan Avenue, JUNEAU, AK 99801
 (907) 789-5006

CATWALK ELEVATIONS

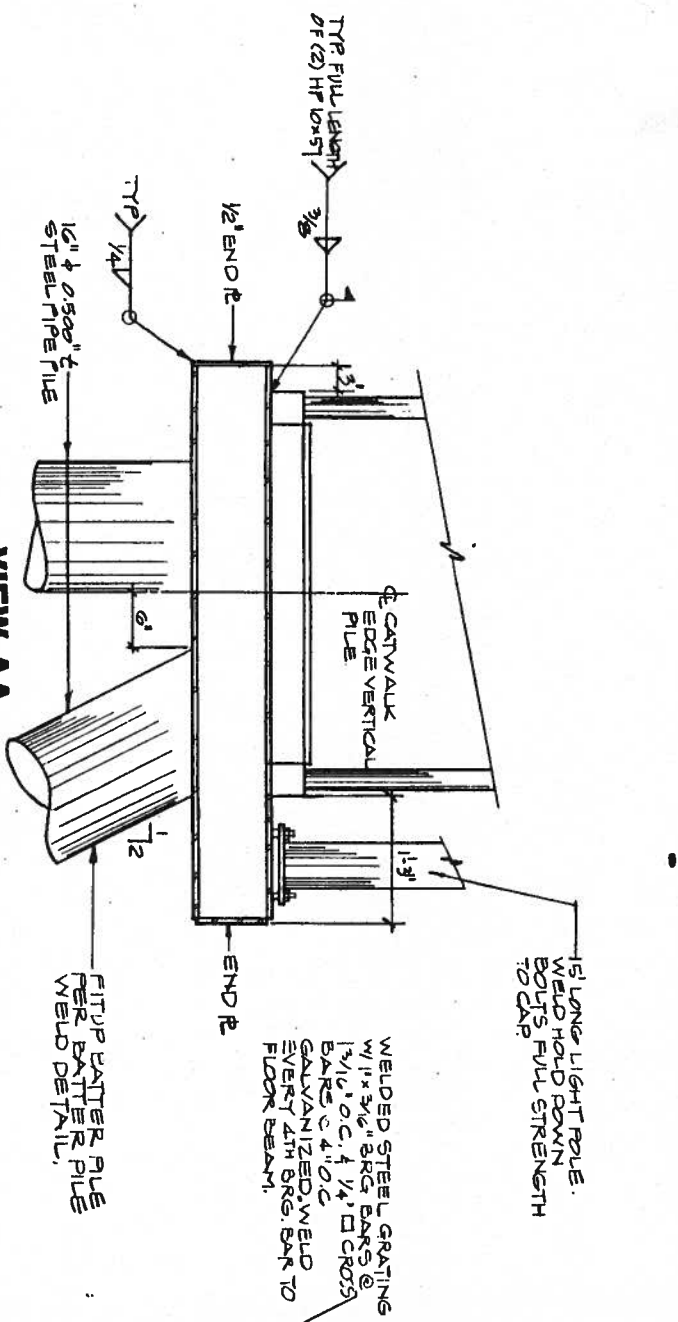
Sheet
16 of 24

Peratovich, Nottingham & Drage, Inc. (PND) is not responsible for the safety program, methods or procedures of operations or construction of the design shown on this drawing. The drawing is for use on this project only and is not intended for reuse without approval from PND or the City and Borough of Juneau. PND is not responsible for reuse of the drawing.

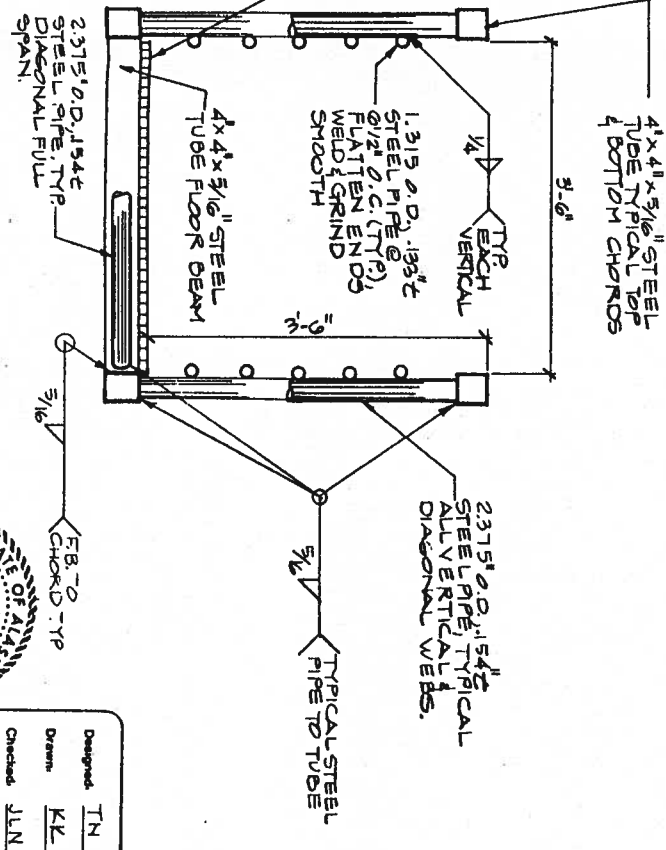


DOLPHIN CONNECTION

CATWALK SUPPORT



**VIEW AA
CATWALK SUPPORT**



TYPICAL CATWALK SECTION

Peratovich, Nottingham & Drage, Inc. (PND&D) is not responsible for the safety program, methods or procedures of operations or construction of the design shown on this drawing. The drawing is for use on this project only and is not intended for reuse without the written approval from PND&D or the City and Borough of Juneau. PND&D is not responsible for reuse of the drawing.



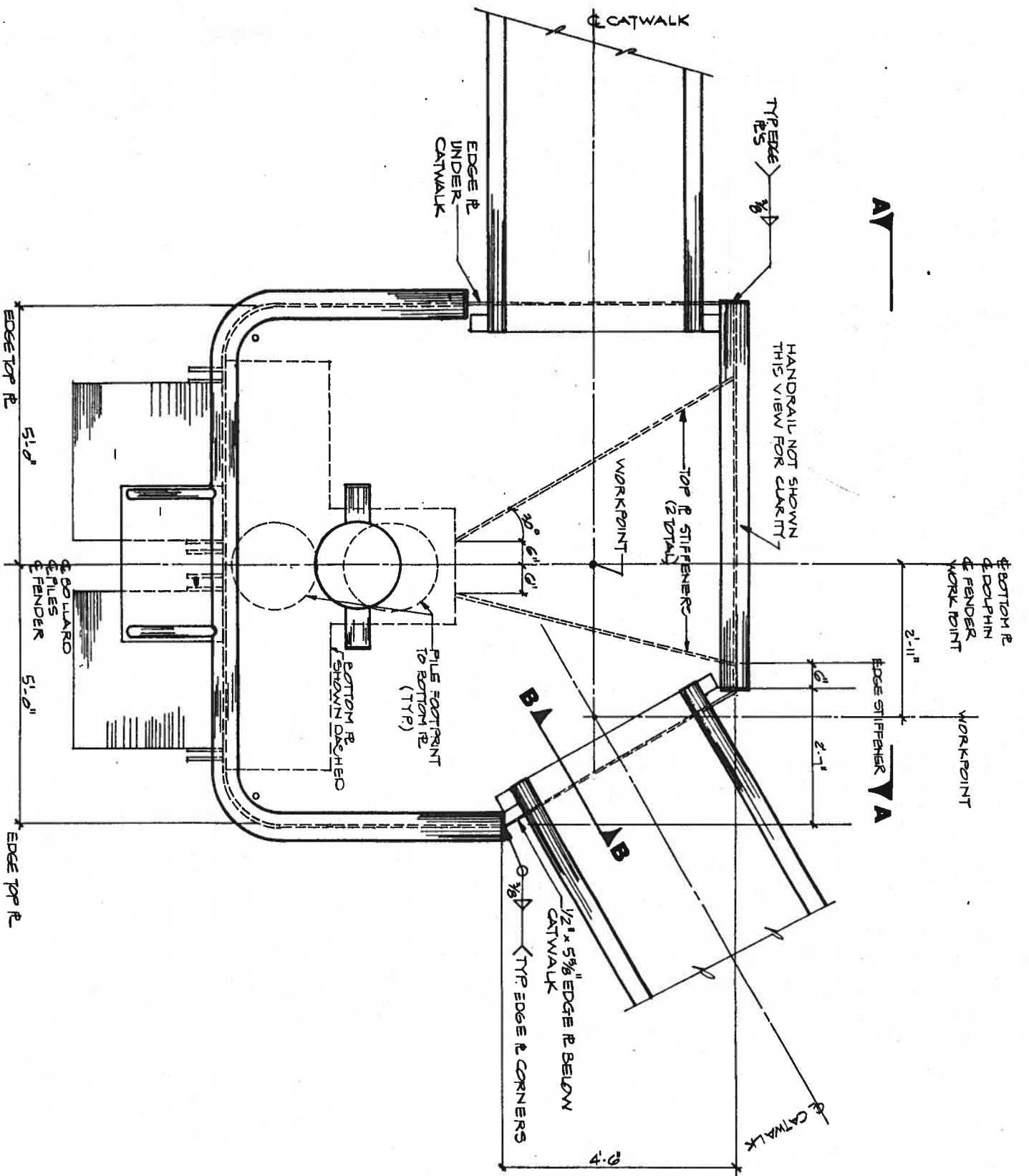
| | |
|-------------|----------|
| Designed | TN |
| Drawn | KL |
| Checked | JLN |
| Project No. | 50237.07 |
| Date | 2/91 |
| Scale | |

JUNEAU CRUISE SHIP DOCK
CBJ DEPT. OF ENGINEERING CONTRACT NO. 891-137

Peratovich, Nottingham & Drage, Inc.
 Engineering Consultants
 2205 North Jordan Avenue, JUNEAU, AK 99801
 (907) 789-5006

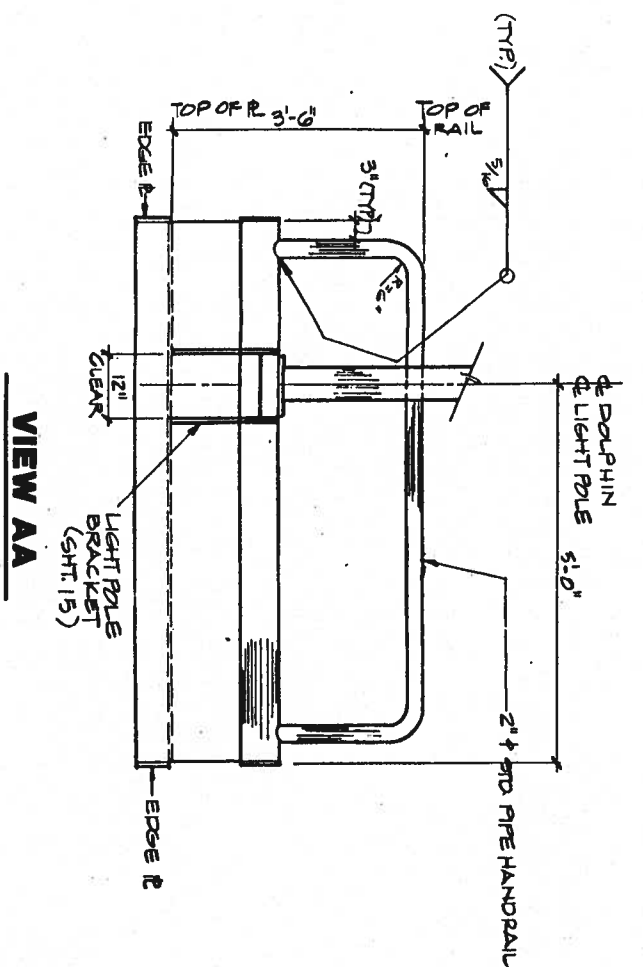
CATWALK DETAILS

Sheet
17-24

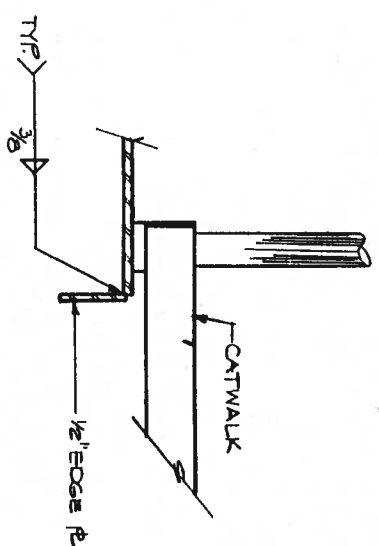


SPECIAL CATWALK DOLPHIN

NOTE: DETAILS SHOWN SIMILAR TO 2-PILE CATWALK DOLPHIN.



VIEW AA



SECTION BB

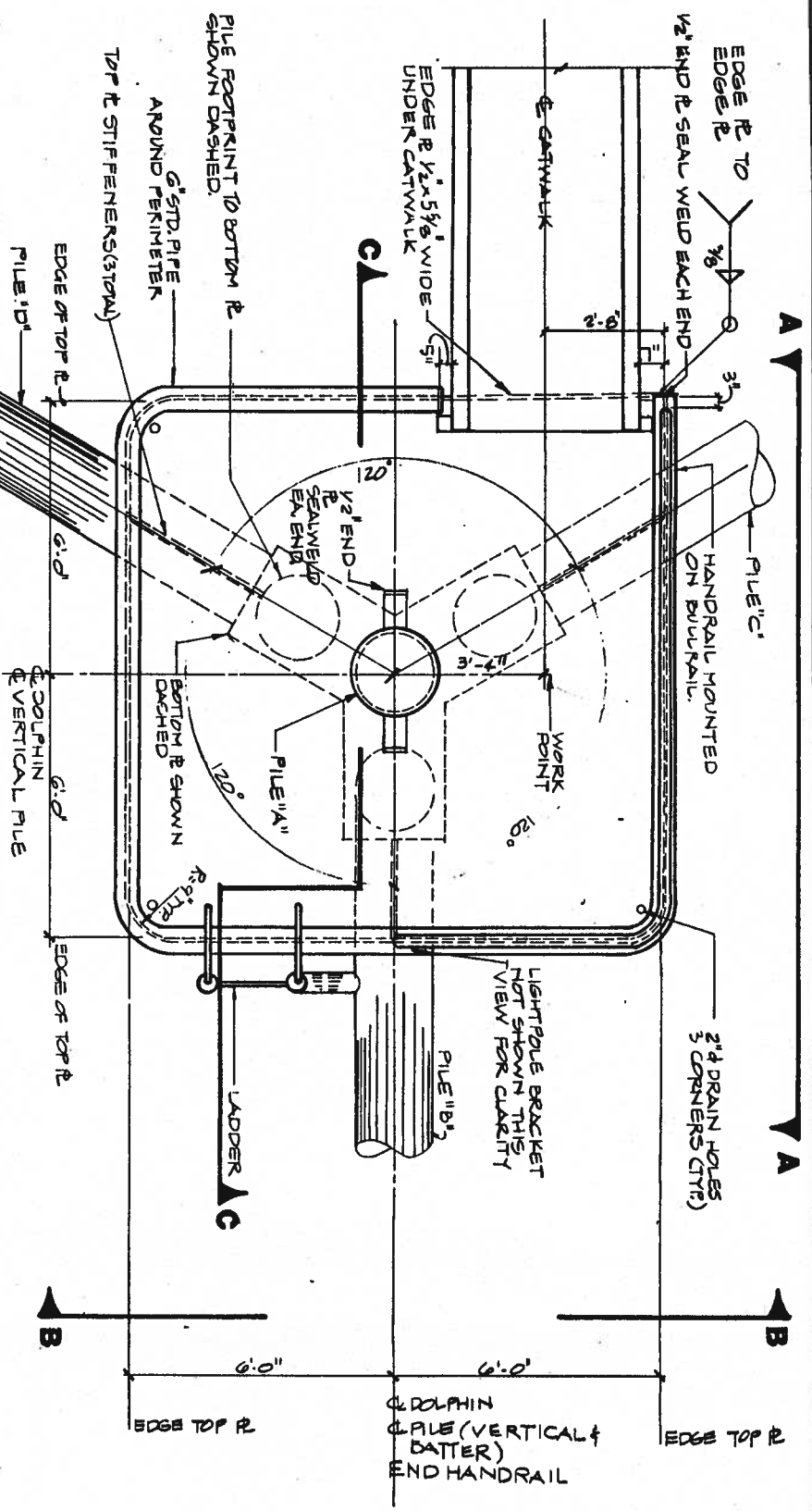
Peratovich, Nottingham & Drage, Inc. (PND) is not responsible for the safety programs, methods or procedures of operations or construction of the design shown on this drawing. The drawing is for use on this project only and is not intended for reuse without approval from PND or the City and Borough of Juneau. PND is not responsible for reuse of the drawing.



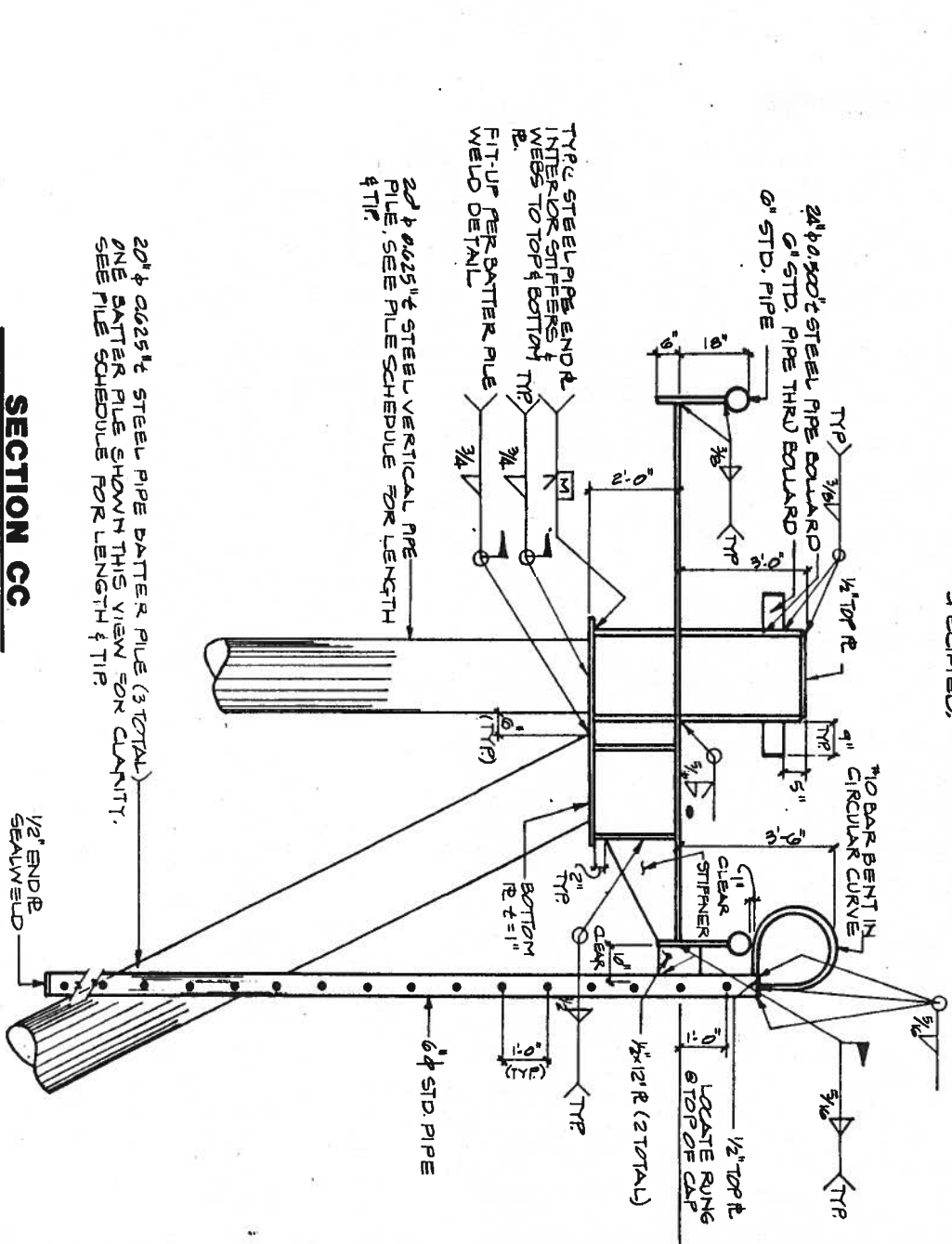
| | |
|-------------|----------|
| Designed | TN |
| Drawn | JK |
| Checked | JLN |
| Project No. | 90231291 |
| Date | 2/91 |
| Scale | |

Peratovich, Nottingham & Drage, Inc.
 Engineering Consultants
 2205 North Jordan Avenue, JUNEAU, AK 99801
 (907) 789-5006

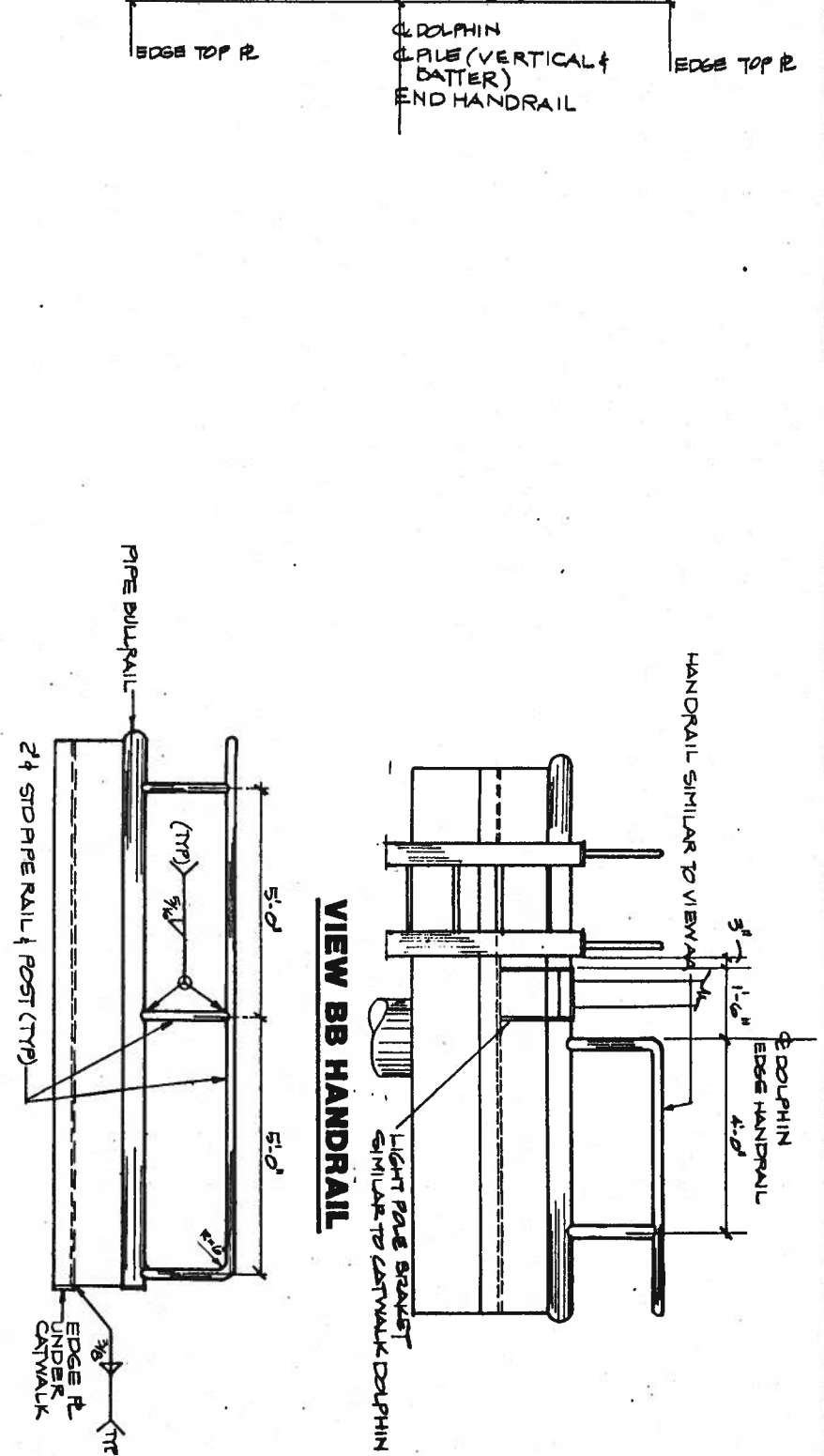
JUNEAU CRUISE SHIP DOCK
 CBJ DEPT. OF ENGINEERING CONTRACT NO. B91-137



MOORING DOLPHIN PLAN
NOTE: ALL R & T UNLESS OTHERWISE SPECIFIED.

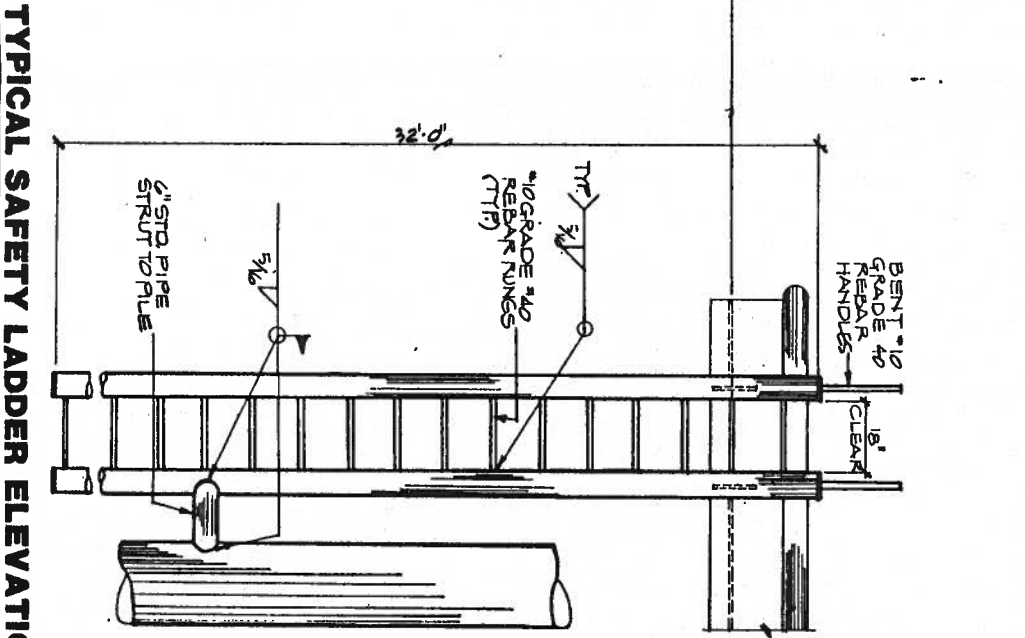


SECTION CC



VIEW AA HANDRAIL

VIEW BB HANDRAIL



TYPICAL SAFETY LADDER ELEVATION

Peratovich, Nottingham & Drage, Inc. (PND) is not responsible for the safety program, methods or procedures of operations or construction of the design shown on this drawing. The drawing is for use on this project only and is not intended for reuse without approval from PND or the City and Borough of Juneau. PND is not responsible for reuse of the drawing.

BOTTOM PLATE PLAN

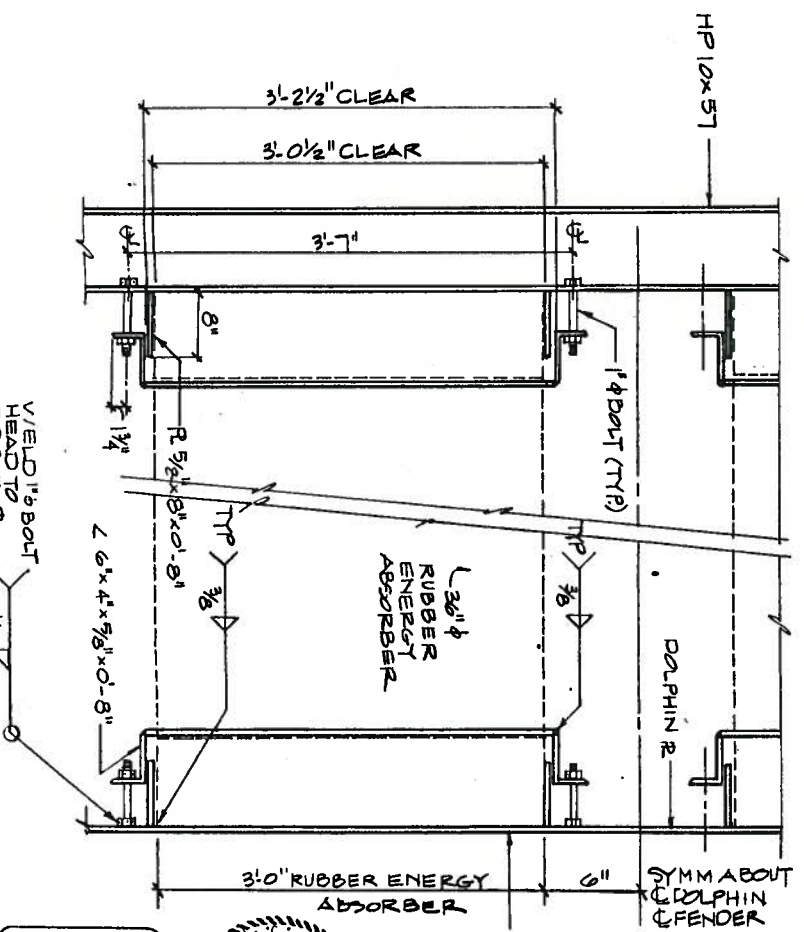
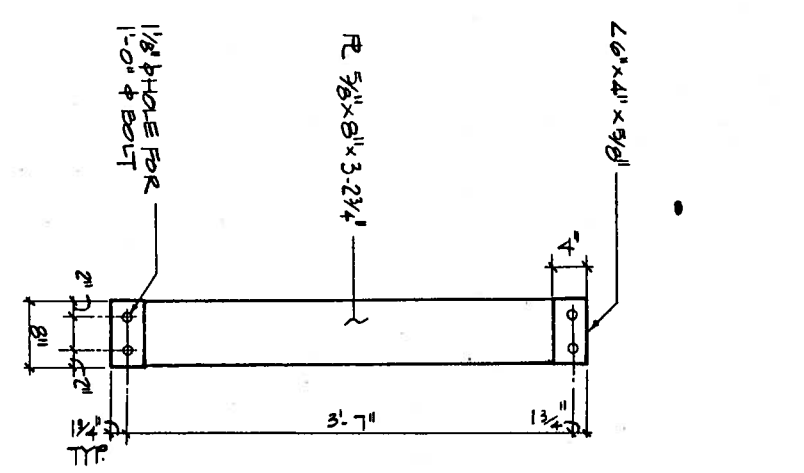
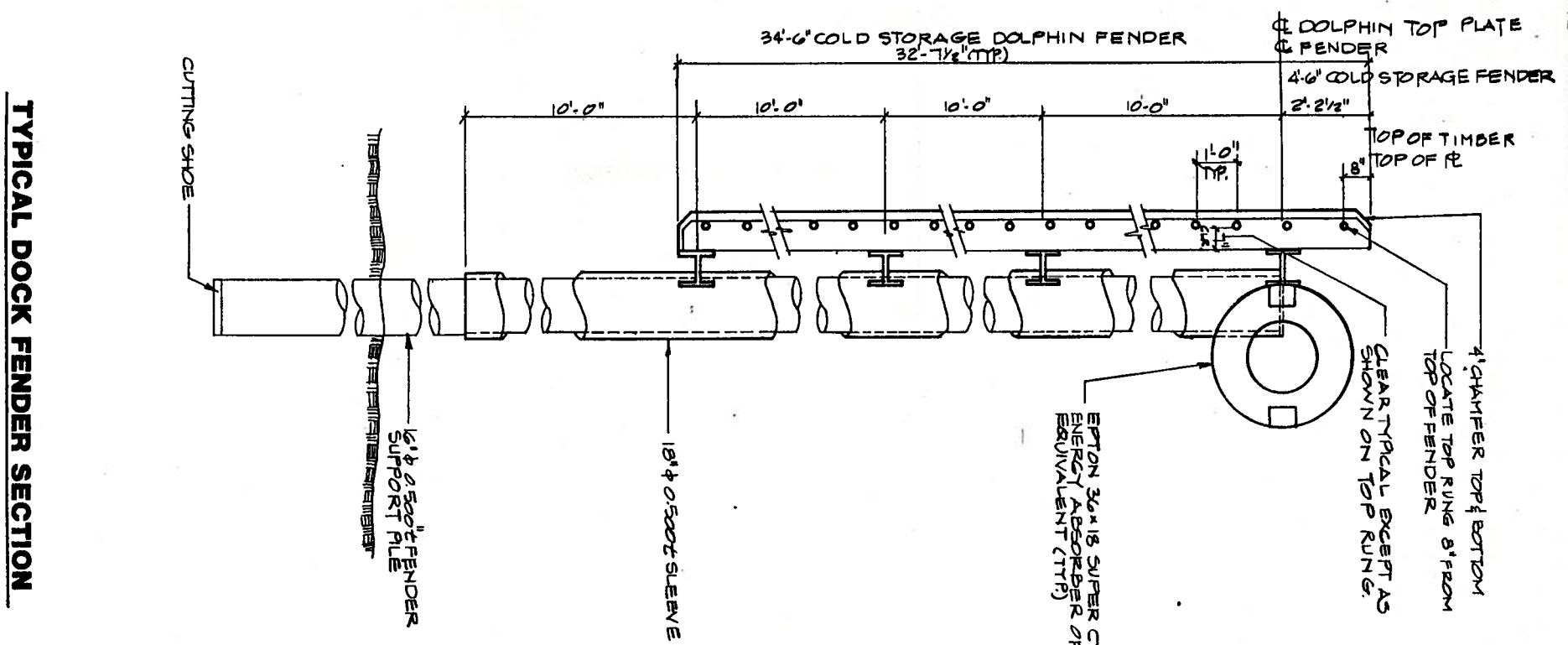


JUNEAU CRUISE SHIP DOCK
CBJ DEPT. OF ENGINEERING CONTRACT NO. 89-1-137

Peratovich, Nottingham & Drage, Inc.
Engineering Consultants
2205 North Jordan Avenue, JUNEAU, AK 99801
(907) 789-5006

| | |
|--------------|----------|
| Designed: | TN |
| Drawn: | JK |
| Checked: | JLN |
| Project No.: | 90237.01 |
| Date: | 2/90 |
| Scale: | |

MOORING DOLPHIN



WATER/SLEEVE PLAN

FENDER PLAN

TYPICAL DOCK FENDER SECTION

FENDER GLAMP DETAIL

FENDER ATTACHMENT PLAN

| | |
|--------------|---------|
| Designed: | JN |
| Drawn: | LK |
| Checked: | JUN |
| Project No.: | 7023124 |
| Date: | 2/11 |
| Scale: | |

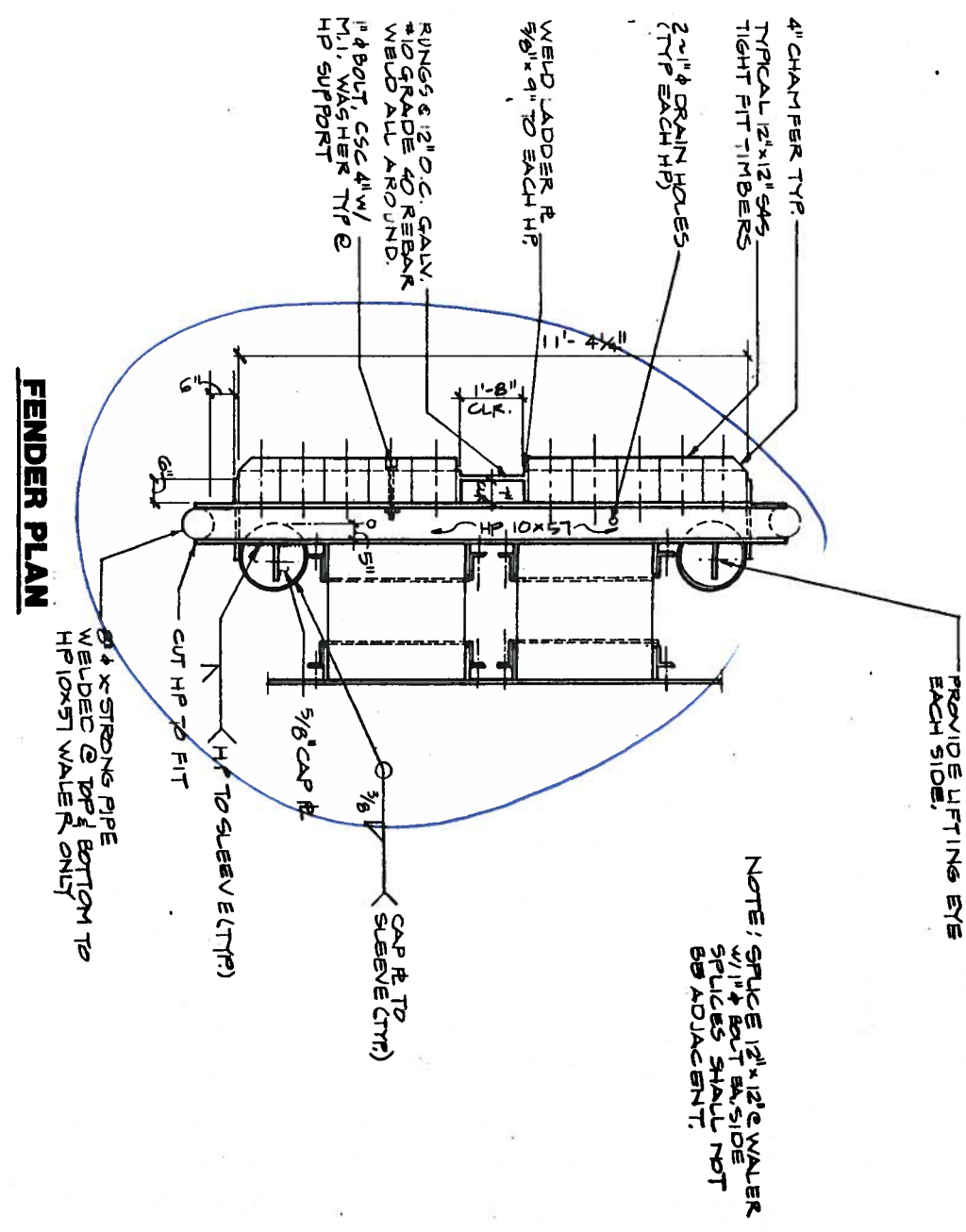


Peratovich, Nottingham & Drage, Inc. (PND) is not responsible for the safety program, methods of construction, or operation or construction of the design shown on this drawing. The drawing is for use on this project only and is not intended for reuse without approval from PND or the City and Borough of Juneau. PND is not responsible for reuse of the drawing.

JUNEAU CRUISE SHIP DOCK
CBJ DEPT. OF ENGINEERING CONTRACT NO. B91-137

Peratovich, Nottingham & Drage, Inc.
 Engineering Consultants
 2205 North Jordan Avenue, JUNEAU, AK 99801
 (907) 789-5006

FENDER
 Sheet No. **20-24**



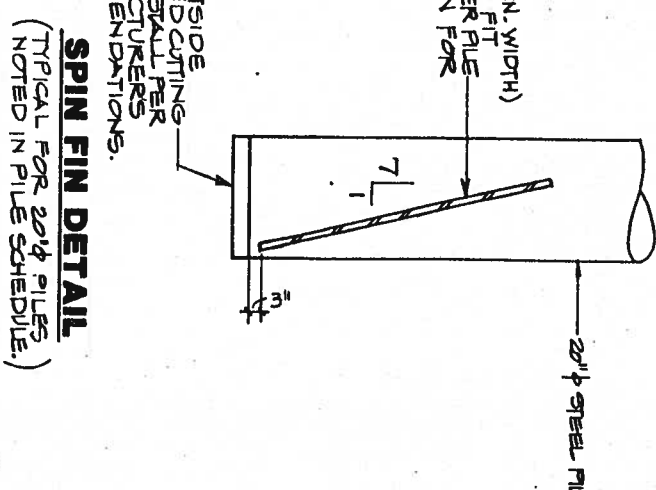

NOTE: SPACE 12\"/>

8\"/>

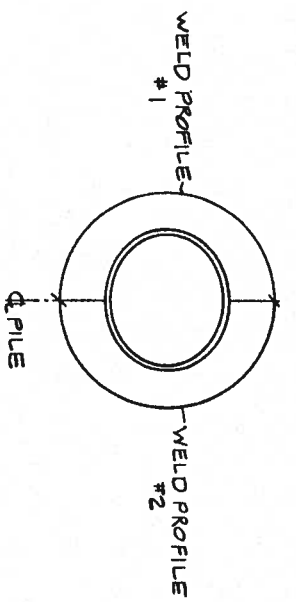
PROVIDE LIFTING EYE EACH SIDE.

PILE SCHEDULE

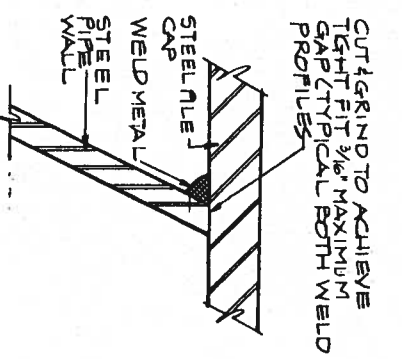
Table with columns: PILE #, STRUCTURE DESIGNATION, PILE DESIGNATION, PILE SIZE, REQUIRED LENGTH, TIP TYPE, DESIGN LOAD (KIPS), DESIGN TEMPERATURE, DESIGN ANCHOR, ROCK ANCHOR. It lists 188 individual pile items with their respective specifications and structural details.



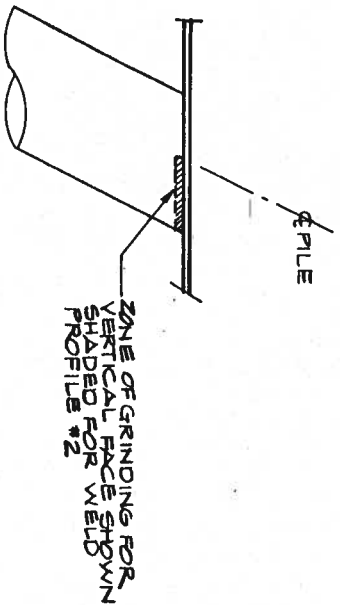
Engineering details and contact information for Juneau Cruise Ship Dock. Includes a seal for the State of Alaska, project details (Design: TIN, Checked: JLN, Project No. 9023201), and contact for Peratrovich, Nottingham & Drage, Inc. (2205 North Jordan Avenue, Juneau, AK 99801). A 'PILE SCHEDULE & SPIN' stamp is dated 2/12/24.



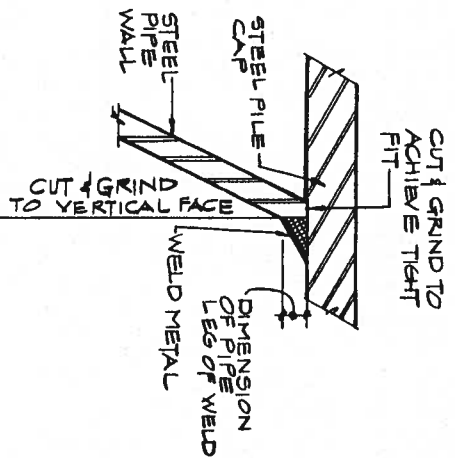
PLAN



WELD PROFILE #1

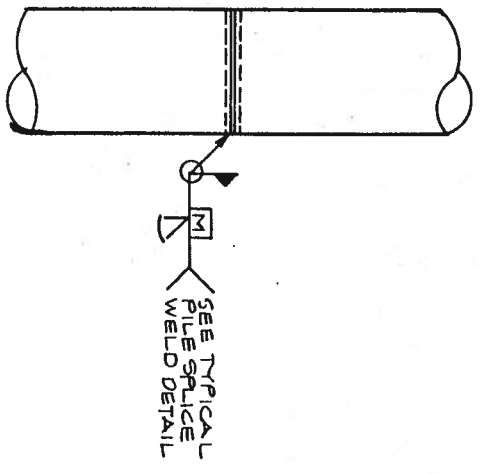


ELEVATION



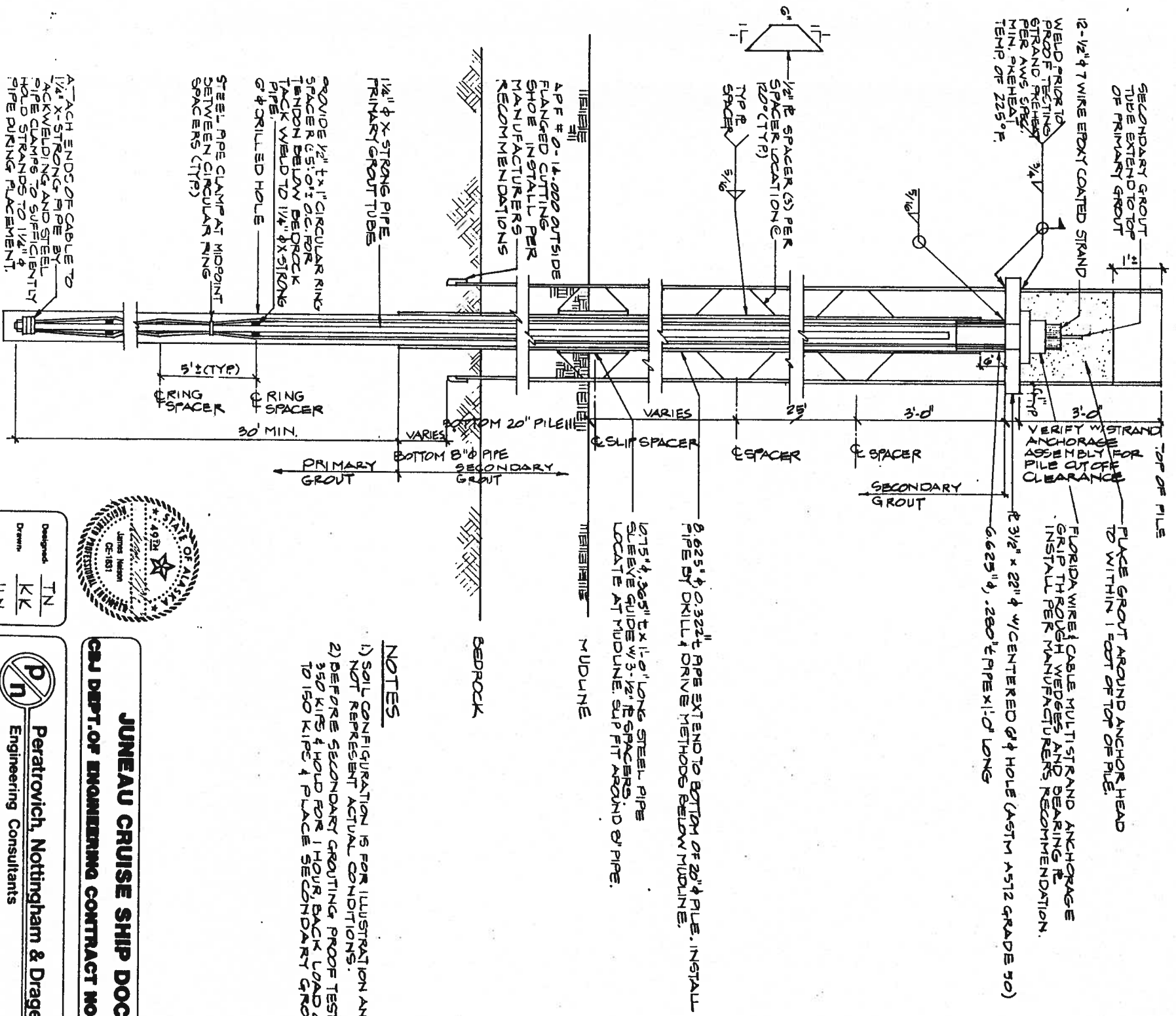
WELD PROFILE #2

TYPICAL BATTER PILE WELD
TYPICAL ALL BATTER PILES UNLESS OTHERWISE INDICATED.



TYPICAL PILE SPLICE

TYPICAL: ALL FIELD PIPE SPLICES (SHOP WELD SIMILAR IF REQUIRED)



NOTES

- 1) SOIL CONFIGURATION IS FOR ILLUSTRATION AND MAY NOT REPRESENT ACTUAL CONDITIONS.
- 2) BEFORE SECONDARY GROUTING, PROOF TEST TO 350 KIPE & HOLD FOR 1 HOUR, BACK LOAD OFF TO 150 KIPE & PLACE SECONDARY GROUT.

ROCK ANCHOR

Peratrovich, Nottingham & Drage, Inc. (PND&D) is not responsible for the safety, program, methods or procedures of operations or construction of the design shown on this drawing. The drawings are for use on this project only and is not intended for reuse without approval from PND&D or the City and Borough of Juneau. PND&D is not responsible for reuse of the drawing.



| | |
|-------------|---------|
| Designed | TN |
| Drawn | KK |
| Checked | JLN |
| Project No. | 3023261 |

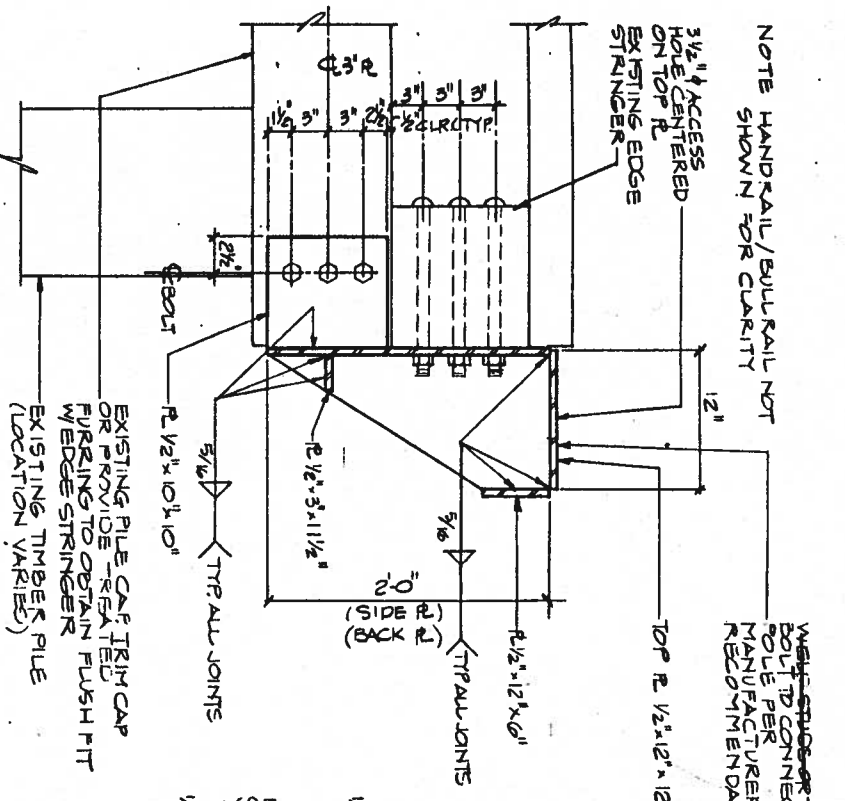
| | |
|-------|------|
| Date | 2/90 |
| Scale | |

JUNEAU CRUISE SHIP DOCK
GAJ DEPT. OF ENGINEERING CONTRACT NO. E91-137

Peratrovich, Nottingham & Drage, Inc.
Engineering Consultants
2205 North Jordan Avenue, JUNEAU, AK 99801
(907) 789-5006

TYPICAL BATTER PILE WELD & ROCK ANCHOR

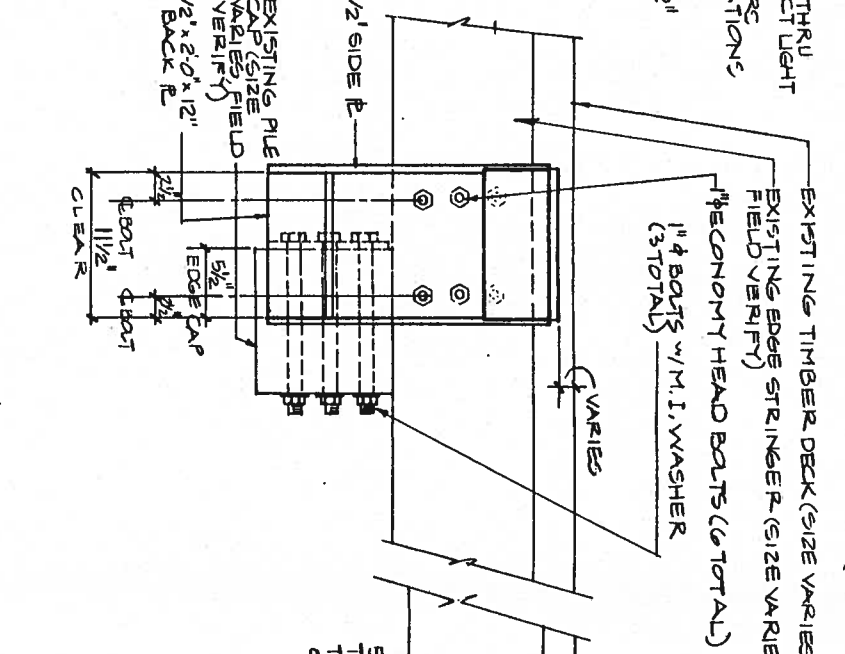
Sheet
22-24



NOTE HANDRAIL/BULLRAIL NOT SHOWN FOR CLARITY

WELD STUDS OR THRU BOLT TO CONNECT LIGHT POLE PER MANUFACTURERS RECOMMENDATIONS

3 1/2\"/>



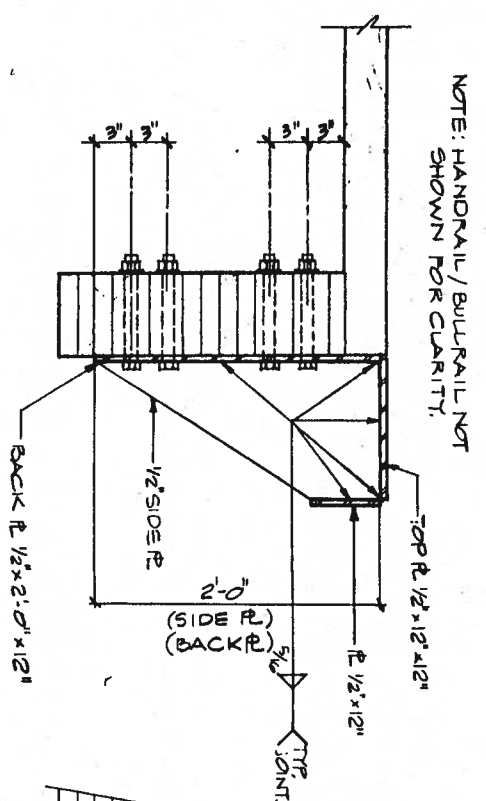
EXISTING TIMBER DECK (SIZE VARIES)

EXISTING EDGE STRINGER (SIZE VARIES, ECONOMY HEAD BOLTS (6 TOTAL))

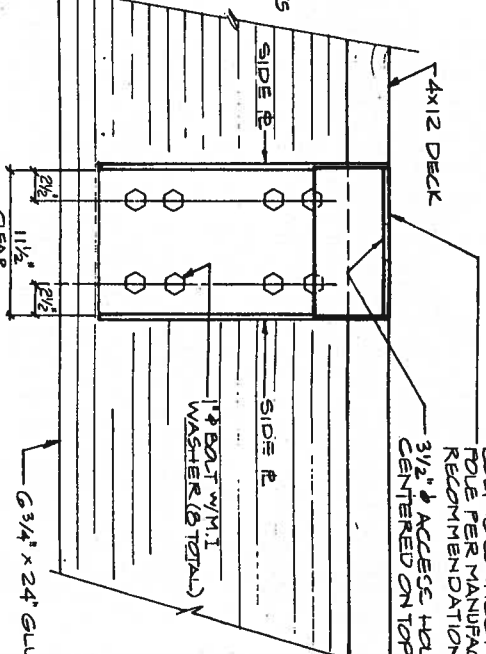
1\"/>

EXISTING DOCK LIGHT POLE CONNECTION BRACKET

(LOCATE BRACKETS & EXISTING PILE CAP LOCATIONS AS SHOWN ON LIGHTING PLAN)



NOTE: HANDRAIL/BULLRAIL NOT SHOWN FOR CLARITY

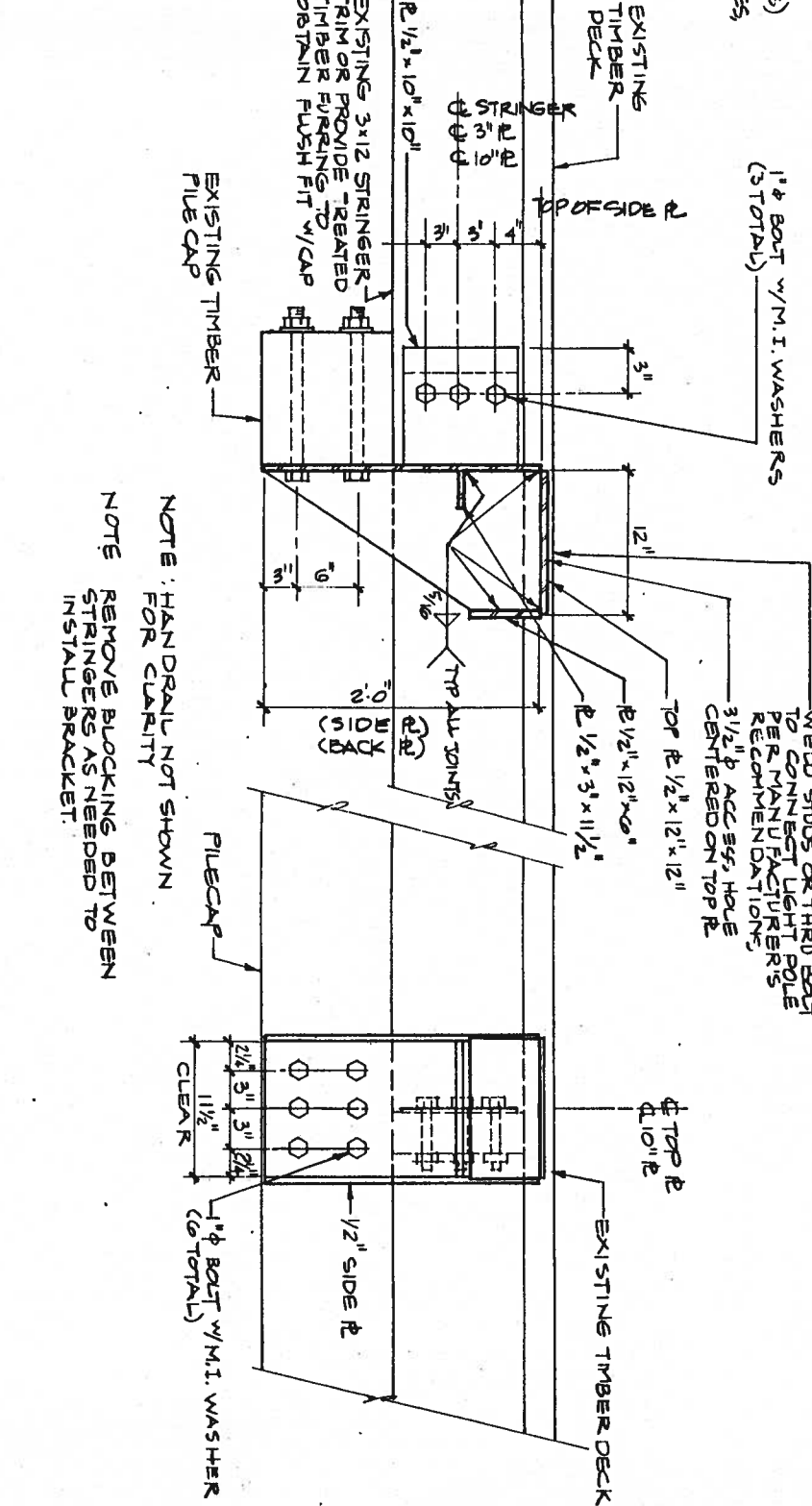


WELD STUDS OR THRU BOLT TO CONNECT LIGHT POLE PER MANUFACTURERS RECOMMENDATIONS

3 1/2\"/>

COLD STORAGE APPROACH DOCK LIGHT POLE CONNECTION BRACKET

(LOCATE BRACKET AS SHOWN ON LIGHTING PLAN; DO NOT LOCATE BRACKET WITHIN 2 FEET OF HANDRAIL POST)



WELD STUDS OR THRU BOLT TO CONNECT LIGHT POLE PER MANUFACTURERS RECOMMENDATIONS

3 1/2\"/>

NOTE: HANDRAIL NOT SHOWN FOR CLARITY

NOTE: REMOVE BLOCKING BETWEEN STRINGERS AS NEEDED TO INSTALL BRACKET.



EXISTING TIMBER DECK

1\"/>

SECTION

DOCK EXTENSION LIGHT POLE CONNECTION BRACKET

(LOCATE BRACKETS AS SHOWN ON LIGHTING PLAN)

ELEVATION



| | |
|--------------|---------|
| Designed: | T.N. |
| Drawn: | K.K. |
| Checked: | J.L.N. |
| Project No.: | 90237D1 |

| | |
|--------|--------|
| Date: | 2/7/11 |
| Scale: | |

JUNEAU CRUISE SHIP DOCK
CBJ DEPT. OF ENGINEERING CONTRACT NO. E91-137

Peratrovich, Nottingham & Drage, Inc.
 Engineering Consultants
 2205 North Jordan Avenue, JUNEAU, AK 99801
 (907) 789-5006

ELECTRICAL POLE BASES

Peratrovich, Nottingham & Drage, Inc. (P/N&D) is not responsible for the safety program, methods or procedures of operations or construction of the design shown on this drawing. The drawing is for use on this project only and is not intended for reuse without approval from P/N&D or the City and Borough of Juneau. P/N&D is not responsible for reuse of the drawing.

