


PIONEER AVENUE RECONSTRUCTION PHASE I

VOLUME I OF II

Contract No. E11-204

File No. 1715



ENGINEERING DEPARTMENT

SECTION 00005 - TABLE OF CONTENTS

DIVISION 0 - BIDDING AND CONTRACT REQUIREMENTS, CONTRACT FORMS, AND CONDITIONS OF THE CONTRACT

BIDDING and CONTRACT REQUIREMENTS No. of Pages

00005	Table of Contents	2
00030	Notice Inviting Bids	3
00100	Instructions to Bidders	9
00300	Bid	2
00310	Bid Schedule	3
00320	Bid Bond	1
00360	Subcontractor Report.....	2

CONTRACT FORMS

00500	Agreement	6
00610	Performance Bond	2
00620	Payment Bond	2

CONDITIONS OF THE CONTRACT

00700	General Conditions	48
00800	Supplementary General Conditions	6
00830	Alaska Labor Standards, Reporting, and Prevailing Wage Rate Determination	1
00853	Standard Details	1
Special Provisions	84

LIST OF DRAWINGS

1. COVER SHEET
2. LEGEND, ABBREVIATIONS, AND GENERAL NOTES
3. SIGN ASSEMBLY TABLE, CATCH BASIN FRAME AND GRATE TABLE, PROJECT PHASING PLAN, TRAFFIC CONTROL NOTES AND PAINTED TRAFFIC MARKINGS
4. PIONEER AVENUE TYPICAL SECTIONS
5. FAIRBANKS STREET TYPICAL SECTION AND WATER PIPE DISCONNECTIONS
6. DETAILS
7. DETAILS
8. PIONEER AVENUE HORIZONTAL AND VERTICAL CONTROL CURB AND GUTTER LAYOUT AND GRADES CORDOVA STREET TO STA "P" 12+60
9. PIONEER AVENUE HORIZONTAL AND VERTICAL CONTROL CURB AND GUTTER LAYOUT AND GRADES STA "P" 12+60 TO STA "P" 15+70
10. PIONEER AVENUE HORIZONTAL AND VERTICAL CONTROL CURB AND GUTTER LAYOUT AND GRADES STA "P" 15+70 TO STA "P" 17+95
11. PIONEER AVENUE HORIZONTAL AND VERTICAL CONTROL CURB AND GUTTER LAYOUT AND GRADES STA "P" 17+95 TO END

SECTION 00005 - TABLE OF CONTENTS

12. PLAN – PIONEER AVENUE CORDOVA STREET TO STA “P” 12+60
13. PLAN – PIONEER AVENUE STA “P” 12+60 TO STA “P” 15+70
14. PLAN – PIONEER AVENUE STA “P” 15+70 TO STA “P” 17+95
15. PLAN – PIONEER AVENUE STA “P” 17+95 TO END FAIRBANKS STREET TO STA “F” 11+00
16. PLAN – FAIRBANKS STREET STA “F” 11+00 TO FOSTER AVENUE
17. PROFILE – PIONEER AVENUE CORDOVA STREET TO STA “P” 15+40
18. PROFILE – PIONEER AVENUE STA “P” TO END
19. PROFILE – FAIRBANKS STREET
20. ELEC PLAN – PIONEER AVENUE CORDOVA STREET TO STA “P” 12+60
21. ELEC PLAN – PIONEER AVENUE STA “P” 12+60 TO STA “P” 15+70
22. ELEC PLAN – PIONEER AVENUE STA “P” 15+70 TO STA “P” 17+95
23. ELEC PLAN – PIONEER AVENUE STA “P” 17+95 TO END
24. TRENCHING DETAILS AND SINGLE LINE DIAGRAM
25. LIGHT POLE DETAILS

END OF SECTION

SECTION 00030 NOTICE INVITING BIDS

OBTAINING CONTRACT DOCUMENTS. The Contract Documents are entitled:

Pioneer Avenue Reconstruction, Phase I

Contract No. E11-204

The Contract Documents may be obtained at the City & Borough of Juneau (CBJ) Engineering Department, 3rd Floor Marine View Center, upon payment of \$40 (non-refundable) for each set of Contract Documents (including Technical Specifications and Drawings).

PRE-BID CONFERENCE. Prospective Bidders are encouraged to attend a pre-Bid conference to discuss the proposed WORK, which will be conducted by the OWNER, at 10:00 a.m. on March 21, 2011, in CBJ Engineering Department Conference Room, 3rd Floor, Marine View Center. The object of the conference is to acquaint Bidders with the project and bid documents.

DESCRIPTION OF WORK. This Project consists of reconstruction of Pioneer Avenue, from Cordova Street to just south of Fairbanks Street, the installation of an 8-inch HDPE pipe along Fairbanks Street, from Pioneer Avenue to Foster Avenue, installation of an underdrain system at Foster Avenue, and the disconnection of an existing 8-inch D.I. water pipe on Foster Avenue.

The WORK consists of new underground storm drainage and water systems, replacement of the street and sidewalk embankments to a 24-inch depth, new asphalt pavement, concrete sidewalks and curb and gutter, and miscellaneous related WORK.

Additive Alternate No. 1 consists of construction of a new street lighting system in accordance with the Contract Documents.

COMPLETION OF WORK. The WORK must be completed by September 15, 2011.

DEADLINE FOR BIDS: Sealed bids must be received by the Purchasing Division **prior to 2:00 p.m., Alaska Time on April 1, 2011,** or such later time as may be announced by addendum at any time prior to the deadline. Bids will be time and date stamped by the Purchasing Division, which will establish the official time of receipt of bids. Bids will be opened immediately thereafter in the Assembly Chambers of the Municipal Building, 155 S. Seward Street, unless otherwise specified.

Bid documents delivered in person or by courier service must be delivered to:

PHYSICAL LOCATION:

City and Borough of Juneau, Purchasing Division
105 Municipal Way, Room 300
Juneau, AK 99801

Bid documents delivered by the U.S. Postal Service must be mailed to:

MAILING ADDRESS:

City and Borough of Juneau, Purchasing Division
155 South Seward Street
Juneau, AK 99801

SECTION 00030 NOTICE INVITING BIDS

Please affix the label below to outer envelope in the lower left hand corner.

IMPORTANT NOTICE TO BIDDER		
To submit your Bid:		
1. Print your company name and address on the upper left corner of your envelope.		
2. Complete this label and place it on the lower left corner of your envelope.		
S E A L E D	BID NUMBER:	
	BID E11-204	B
	SUBJECT:	I
	Pioneer Avenue Reconstruction, Phase I	D
	DEADLINE DATE:	
	PRIOR TO 2:00PM ALASKA TIME	

Mailing/delivery times to Alaska may take longer than other areas of the U.S. Late bids will not be accepted and will be returned.

SITE OF WORK. The site of the WORK is in West Juneau in the Channel Heights Subdivision.

BIDDING, CONTRACT, or TECHNICAL QUESTIONS. All communications relative to this WORK, prior to opening Bids, shall be directed to the following:

Jennifer Mannix, Contract Administrator
CBJ Engineering Department, 3rd Floor, Marine View Center
Email: jennifer_mannix@ci.juneau.ak.us
Telephone: (907) 586-0873
Fax: (907) 586-4530

BID SECURITY. Each Bid shall be accompanied by a certified or cashier's check or Bid Bond, in the amount of 5% percent of the Bid, payable to the City and Borough of Juneau, Alaska, as a guarantee that the Bidder, if its Bid is accepted, will promptly execute the Agreement. A Bid shall not be considered unless one of the forms of Bidder's security is enclosed with it.

CONTRACTOR'S LICENSE. All contractors are required to have a current Alaska Contractor's License, prior to submitting a Bid, and a current Alaska Business License prior to award.

BID TO REMAIN OPEN. The Bidder shall guarantee the Bid for a period of 120 Days from the date of Bid opening. Any component of the Bid including additive alternates may be awarded anytime during the 120 Days.

OWNER'S RIGHTS RESERVED. The OWNER reserves the right to reject any or all Bids, to waive any informality in a Bid, and to make award to the lowest responsive, responsible Bidder as it may best serve the interests of the OWNER.

STANDARD SPECIFICATIONS. The Standard Specifications for Civil Engineering Projects and

SECTION 00030 NOTICE INVITING BIDS

Subdivision Improvements, December 2003 with twelve Errata Sheets, as published by the City and Borough of Juneau, is part of these Contract Documents and shall pertain to all phases of the contract. This document is available for a fee from the City and Borough of Juneau Engineering Contracts Office, (907) 586-0490, or you may view it on line at: www.juneau.org/engineering.

OWNER: City and Borough of Juneau



By: _____
Jennifer Mannix, Contract Administrator

March 10, 2011
Date

END OF SECTION

SECTION 00100 - INSTRUCTIONS TO BIDDERS

1.0 DEFINED TERMS. Terms used in these Instructions to Bidders and the Notice Inviting Bids, which are defined in the General Conditions, have the meanings assigned to them in the General Conditions. The term "Bidder" means one who submits a Bid directly to the OWNER, as distinct from a sub-bidder, who submits a Bid to a Bidder.

2.0 INTERPRETATIONS AND ADDENDA.

A. **INTERPRETATIONS.** All questions about the meaning or intent of the Contract Documents are to be directed to the Engineering Contracts Administrator. Interpretations or clarifications considered necessary by the Engineering Contracts Administrator in response to such questions will be issued by Addendum, mailed, faxed, or delivered to all parties recorded by the Engineering Contracts Administrator, or OWNER, as having received the Contract Documents. Questions received less than seven Days prior to the Deadline for Bids may not be answered. Only questions answered by formal written Addendum will be binding. Oral and other interpretations or clarifications will be without legal effect.

B. **ADDENDA.** Addenda may be issued to modify the Contract Documents as deemed advisable by the OWNER. Addenda may be faxed or, if addendum format warrants, addenda may be posted to the CBJ Engineering Department website. In any event, notification of addendum issuance will be faxed to planholders. Hard copies are available upon request. The OWNER will make all reasonable attempts to ensure that all planholders receive notification of Addenda, however, it is strongly recommended by the OWNER that bidders independently confirm the contents, number, and dates of each Addendum prior to submitting a Bid.

3.0 FAIR COMPETITION. More than one Bid from an individual, firm, partnership, corporation, or association under the same or different names will not be considered. If the OWNER believes that any Bidder is interested in more than one Bid for the WORK contemplated, all Bids in which such Bidder is interested will be rejected. If the OWNER believes that collusion exists among the Bidders, all Bids will be rejected.

4.0 RESPONSIBLE BIDDER. Only responsive Bids from responsible Bidders will be considered. A Bid submitted by a Bidder determined to be not responsible may be rejected. A responsible Bidder is one who is considered to be capable of performing the WORK.

1. financial resources
2. ability to meet delivery standards
3. past performance record
 - a. References from others on contractor's performance
 - b. Record of performance on prior OWNER contracts
4. record of integrity
5. obligations to OWNER
 - a. Bidders must be registered as required by law and in good standing for all amounts owed to the OWNER within ten Days of OWNER's Notice of Intent to Award.

SECTION 00100 - INSTRUCTIONS TO BIDDERS

- b. City and Borough of Juneau (CBJ) Finance Department, Treasury Division administers the registration and assessment of sales, business personal property and business real property taxes.
- A. Special standards for responsibility, if applicable, will be specified. These special standards establish minimum standards or experience required for a responsible Bidder on a specific contract.
- B. Before a Bid is considered for award, a Bidder may be requested to submit information documenting its ability and competency to perform the WORK, according to general standards of responsibility and any special standards which may apply. It is Bidder's responsibility to submit sufficient, relevant, and adequate information. OWNER will make its determination of responsibility and has no obligation to request clarification or supplementary information.

5.0 NON-RESPONSIVE BIDS. Only responsive Bids will be considered. Bids may be considered non-responsive and may be rejected. Some of the reasons a Bid may be rejected for being non-responsive are:

- A. If a Bid is received by the CBJ Purchasing Division after the Deadline for Bids.
- B. If the Bid is on a form other than that furnished by the OWNER, or legible copies thereof; or if the form is altered or any part thereof is detached; or if the Bid is improperly signed.
- C. If there are unauthorized additions, conditional or alternate Bids, or irregularities of any kind which may tend to make the bid incomplete, indefinite, ambiguous as to its meaning, or in conflict with the OWNER's Bid document.
- D. If the Bidder adds any unauthorized conditions, limitations, or provisions reserving the right to accept or reject any award, or to enter into a contract pursuant to an award. This does not exclude a Bid limiting the maximum gross amount of awards acceptable to any one Bidder at any one Bid opening, provided that any selection of awards will be made by the OWNER.
- E. If the Bid does not contain a Unit Price for each pay item listed, except in the case of authorized alternate pay items.
- F. If the Bidder has not acknowledged receipt of each Addendum.
- G. If the Bidder fails to furnish an acceptable Bid guaranty with the Bid.
- H. If any of the Unit Prices Bid are excessively unbalanced (either above or below the amount of a reasonable Bid) to the potential detriment of the OWNER.
- I. If a Bid modification does not conform to Article 15.0 of this Section.

6.0 BIDDER'S EXAMINATION OF CONTRACT DOCUMENTS AND SITE. It is the responsibility of each Bidder before submitting a Bid:

- A. To examine thoroughly the Contract Documents, and other related data identified in the Bidding documents (including "technical data" referred to below):

SECTION 00100 - INSTRUCTIONS TO BIDDERS

1. To visit the site to become familiar with and to satisfy the Bidder as to the general and local conditions that may affect cost, progress, or performance, of the WORK,
2. To consider federal, state and local laws and regulations that may affect cost, progress, or performance of the WORK,
3. To study and carefully correlate the Bidder's observations with the Contract Documents, and other related data; and
4. To notify the ARCHITECT of all conflicts, errors, or discrepancies in or between the Contract Documents and such other related data.

7.0 REFERENCE IS MADE TO THE SUPPLEMENTARY GENERAL CONDITIONS FOR IDENTIFICATION OF:

- A. Those reports of explorations and tests of subsurface conditions at the site which have been utilized by the Architect of Record in the preparation of the Contract Documents. The Bidder may rely upon the accuracy of the technical data contained in such reports, however, the interpretation of such technical data, including any interpolation or extrapolation thereof, together with non-technical data, interpretations, and opinions contained therein or the completeness thereof is the responsibility of the Bidder.
- B. Those Drawings of physical conditions in or relating to existing surface and subsurface conditions (except underground utilities) which are at or contiguous to the site have been utilized by the Architect of Record in the preparation of the Contract Documents. The Bidder may rely upon the accuracy of the technical data contained in such Drawings, however, the interpretation of such technical data, including any interpolation or extrapolation thereof, together with nontechnical data, interpretations, and opinions contained in such Drawings or the completeness thereof is the responsibility of the Bidder.
- C. Copies of such reports and Drawings will be made available by the OWNER to any Bidder on request if said reports and Drawings are not bound herein. Those reports and Drawings are not part of the Contract Documents, but the technical data contained therein upon which the Bidder is entitled to rely, as provided in Paragraph SGC-4.2 of the Supplementary General Conditions, are incorporated herein by reference.
- D. Information and data reflected in the Contract Documents with respect to underground utilities at or contiguous to the site is based upon information and data furnished to the OWNER and the Architect of Record by the owners of such underground utilities or others, and the OWNER does not assume responsibility for the accuracy or completeness thereof unless it is expressly provided otherwise in the Supplementary General Conditions, or in Section 01530 - Protection and Restoration of Existing Facilities of the General Requirements.
- E. Provisions concerning responsibilities for the adequacy of data furnished to prospective Bidders on subsurface conditions, underground utilities and other physical conditions, and possible changes in the Contract Documents due to differing conditions appear in Paragraphs 4.2, 4.3, and 4.4 of the General Conditions.
- F. Before submitting a Bid, each Bidder will, at Bidder's own expense, make or obtain any additional examinations, investigations, explorations, tests, and studies and obtain any additional information and data which pertain to the physical conditions (surface, subsurface,

SECTION 00100 - INSTRUCTIONS TO BIDDERS

and underground utilities) at or contiguous to the site or otherwise which may affect cost, progress, or performance of the WORK and which the Bidder deems necessary to determine its Bid for performing the WORK in accordance with the time, price, and other terms and conditions of the Contract Documents.

- G. On request in advance, the OWNER will provide each Bidder access to the site to conduct such explorations and tests as each Bidder deems necessary for submission of a Bid. Bidder shall fill all holes and shall clean up and restore the site to its former condition upon completion of such explorations.
- H. The lands upon which the WORK is to be performed, rights-of-way and easements for access thereto and other lands designated for use by the CONTRACTOR in performing the WORK are identified in the Contract Documents. All additional lands and access thereto required for temporary construction facilities or storage of materials and equipment are to be provided by the CONTRACTOR. Easements for permanent structures or permanent changes in existing structures are to be obtained and paid for by the OWNER unless otherwise provided in the Contract Documents.
- I. The submission of a Bid will constitute an incontrovertible representation by the Bidder that the Bidder has complied with every requirement of Article 6.0, "Bidder's Examination of Contract Documents and Site" herein, that without exception the Bid is premised upon performing the WORK required by the Contract Documents and such means, methods, techniques, sequences, or procedures of construction as may be indicated in or required by the Contract Documents, and that the Contract Documents are sufficient in scope and detail to indicate and convey understanding of all terms and conditions for performance of the WORK.

8.0 BID FORM.

- A. The Bid shall be made on the Bid Schedule(s) bound herein, or on the yellow Bid packet provided, or on legible and complete copies thereof, and shall contain the following: Sections 00300, 00310, the required Bid Security, and any other documents required in Section 00300 – Bid.
- B. All blanks on the Bid Form and Bid Schedule must be completed in ink or typed.
- C. Bids by corporations must be executed in the corporate name by the president, a vice-president (or other corporate officer). The corporate address and state of incorporation must appear below the signature.
- D. Bids by partnerships must be executed in the partnership name and be signed by a managing partner, and the official address of the partnership must appear below the signature.
- E. The Bidder's Bid must be signed. All names must be printed or typed below the signature.

SECTION 00100 - INSTRUCTIONS TO BIDDERS

- F. The Bid shall contain an acknowledgment of receipt of all Addenda, the numbers of which shall be filled in on the Bid form. Failure to acknowledge Addenda may render Bid non-responsive and may cause its rejection.
- G. The address to which communications regarding the Bid are to be directed must be shown.

9.0 QUANTITIES OF WORK. The quantities of WORK, or material, stated in Unit Price items of the Bid are supplied only to give an indication of the general scope of the WORK; the OWNER does not expressly or by implication agree that the actual amount of WORK, or material, will correspond therewith, and reserves the right after award to increase or decrease the amount of any Unit Price item of the WORK by an amount up to and including 25 percent of any Bid item, without a change in the Unit Price, and shall include the right to delete any Bid item in its entirety, or to add additional Bid items up to and including an aggregate total amount not to exceed 25 percent of the Contract Price (see Section 00700 - General Conditions, Article 10 Changes In the WORK).

10.0 SUBSTITUTE OR "OR-EQUAL" ITEMS. The procedure for the submittal of substitute or "or-equal" products is specified in Section 01300 - Submittals.

11.0 SUBMISSION OF BIDS. The Bid shall be delivered by the time and to the place stipulated in Section 00030 - Notice Inviting Bids. It is the Bidder's sole responsibility to see that its Bid is received in proper time. Oral, telegraphic, emailed, or faxed Bids will not be considered. The envelope enclosing the sealed Bids shall be plainly marked in the upper left-hand corner with the name and address of the Bidder and shall also include the label included in Section 00030 – Notice Inviting Bids. The Bid Security shall be enclosed in the same envelope with the Bid

12.0 BID SECURITY, BONDS, AND INSURANCE. Each Bid shall be accompanied by a certified, or cashier's check, or approved Bid Bond in an amount of at least 5 percent of the total Bid price. The "total Bid price" is the amount of the Base Bid, plus the amount of alternate Bids, if any, which total to the maximum amount for which the CONTRACT could be awarded. Said check or Bond shall be made payable to the OWNER and shall be given as a guarantee that the Bidder, if offered the WORK, will enter into an Agreement with the OWNER, and will furnish the necessary insurance certificates, Payment Bond, and Performance Bond; each of said Bonds, if required, and insurance amounts shall be as stated in the Supplementary General Conditions. In case of refusal or failure to enter into said Agreement, the check or Bid Bond, as the case may be, may be forfeited to the OWNER. If the Bidder elects to furnish a Bid Bond as its Bid security, the Bidder shall use the Bid Bond form bound herein, or one conforming substantially to it in form. Bid Bonds must be accompanied by a legible Power of Attorney.

13.0 RETURN OF BID SECURITY. The OWNER will return all Bid security checks (certified or cashier's) accompanying such of the Bids as are not considered in making the award. All other Bid securities will be held until the Agreement has been executed. Following execution of the Agreement, all other Bid security checks will be returned to the respective Bidders whose Bids they accompanied and Bid security bonds will be appropriately discarded.

14.0 DISCREPANCIES IN BIDS. In the event there is more than one Pay Item in a Bid Schedule, the Bidder shall furnish a price for all Pay Items in the schedule, and failure to do so may render the Bid non-responsive and cause its rejection. In the event there are Unit Price Pay Items in a Bid Schedule and the "amount" indicated for a Unit Price Bid Item does not equal the product of the Unit Price and quantity, the Unit Price shall govern and the amount will be corrected accordingly, and the Bidder shall be bound by said correction. In the event there is more than one Pay Item in a

SECTION 00100 - INSTRUCTIONS TO BIDDERS

Bid Schedule and the total indicated for the schedule does not agree with the sum of the prices Bid on the individual items, the prices Bid on the individual items shall govern and the total for the schedule will be corrected accordingly, and the Bidder shall be bound by said correction.

15.0 BID MODIFICATIONS AND UNAUTHORIZED ALTERNATIVE BIDS.

- A. Any bidder may deliver a modification to a bid in person, by mail or fax (907-586-4561), provided that such modification is received by the Purchasing Division no later than the deadline for bids. Modifications will be time and date stamped by the Purchasing Division, which will establish the official time of receipt of the modification. The modification must not reveal the bid price but should be in the form of an addition or subtraction or other modification so that the final prices will not be known until the sealed bid is opened.

The Bid modifications shall be provided on the **Bid Modification Form** located at the end of this Section. Submittal of any other form by the vendor may deem the modification unacceptable by the OWNER. **A mail or fax modification should not reveal the Bid price but should provide the addition or subtraction or other modification so that the final prices will not be known by the City and Borough until the sealed Bid is opened.** Submitted Modification forms shall include the modification to the unit price or lump sum amount of each pay item modified.

FAX DISCLAIMER: It is the responsibility of the bidder to submit modifications in a timely manner. Bidders' use of a fax machine to modify their bid shall be at bidders' sole risk. The Purchasing Division will attempt to keep the fax machine in good working order but will not be responsible for bid modifications that are late due to mechanical failure, a busy fax machine, or any other cause arising from bidder's use of a fax machine, even if bidder submits a transmission report or provides other confirmation indicating that the bidder transmitted a bid modification prior to the deadline. The City will not be responsible for its failure to receive the modification whether such failure is caused by equipment or human error, or otherwise. Bidders are therefore strongly encouraged to confirm receipt of their bid modification with the Purchasing Division (907-586-5258) prior to deadline.

- B. Conditioned bids, limitations, or provisos attached to the Bid or bid modification will render it unauthorized and cause its rejection as being non-responsive. The completed Bid forms shall be without interlineations, alterations, or erasures in the printed text. All changes shall be initialed by the person signing the Bid. Alternative Bids will not be considered unless called for.

16.0 WITHDRAWAL OF BID. Prior to the Deadline for Bids, the Bid may be withdrawn by the Bidder by means of a written request, signed by the Bidder or its properly authorized representative. Such written request must be delivered to the place stipulated in the Notice Inviting Bids for receipt of Bids.

17.0 AWARD OF CONTRACT.

- A. Award of a contract, if it is awarded, will be on the basis of materials and equipment described in the Drawings or specified in the Technical Specifications and will be made to the lowest responsive, responsible Bidder whose Bid complies with all the requirements prescribed. Unless otherwise specified, any such award will be made within the period

SECTION 00100 - INSTRUCTIONS TO BIDDERS

stated in the Notice Inviting Bids that the Bids are to remain open. Unless otherwise indicated, a single award will be made for all the Bid items in an individual Bid Schedule.

- B. If the OWNER has elected to advertise this Project with a Base Bid and Alternates, the OWNER may elect to award the contract for the Base Bid, or the Base Bid in combination with one or more Alternates selected by the OWNER. In either case, award shall be made to the responsive, responsible bidder offering the lowest total Bid for the WORK to be awarded.
- C. Low Bidder will be determined on the basis of the lowest total of the Base Bid plus combinations of Alternates in order of priority as listed below within the limits of available funding.

Priority No.

- 1. Base Bid and Additive Alternate No. 1
- 2. Base Bid

18.0 EXECUTION OF AGREEMENT.

- A. All Bids of value greater than \$1,000,000 must be approved by the CBJ Assembly. After the CBJ Assembly has approved the award and after the Bid protest period, the OWNER will issue a Notice of Intent to Award to the approved Bidder. The Bidder to whom award is made shall execute a written Agreement with the OWNER on the Agreement form, Section 00500, collect insurance, and shall furnish all certificates and Bonds required by the Contract Documents within 10 Days (calendar) from the date of the Notice of Intent to Award letter.
- B. Failure or refusal to enter into the Agreement as herein provided or to conform to any of the stipulated requirements in connection therewith shall be just cause for annulment of the award and forfeiture of the Bid security. If the lowest responsive, responsible Bidder refuses or fails to execute the Agreement, the OWNER may award the contract to the second lowest responsive, responsible Bidder. If the second lowest responsive, responsible Bidder refuses or fails to execute the Agreement, the OWNER may award the contract to the third lowest responsive, responsible Bidder. On the failure or refusal of such second or third lowest Bidder to execute the Agreement, each such Bidder's Bid securities shall be likewise forfeited to the OWNER.

19.0 LIQUIDATED DAMAGES. Provisions for liquidated damages if any, are set forth in Section 00500 - Agreement.

20.0 FILING A PROTEST.

- A. A Bidder may protest the proposed award of a competitive sealed Bid by the City and Borough of Juneau. The protest shall be executed in accordance with CBJ Ordinance 53.50.062 PROTESTS and CBJ Ordinance 53.50.080 ADMINISTRATION OF PROTEST. The entire text of the CBJ Purchasing Ordinance can be accessed at the CBJ website, <http://www.juneau.org/law/code/code.php>, or call the CBJ Purchasing Division at (907) 586-5258 for a copy of the ordinance.

SECTION 00100 - INSTRUCTIONS TO BIDDERS

B. Late protests shall not be considered by the CBJ Purchasing Officer.

- 21.0 JUNEAU BUSINESS SALES AND PERSONAL PROPERTY TAX:** Vendors/merchants conducting business within the City are required by law to register with, and periodically report to, the City for sales and property taxes. CONTRACTORS and Subcontractors must be in good standing with the City prior to award, and prior to any contract renewals, and in any event no later than ten Days (calendar) following notification by the City of intent to award. **Good standing** means: all amounts owed to the City are paid in full, including Confession of Judgments; and vendor/merchant is current in reporting (sales tax filings, business personal property declarations). Failure to meet these requirements, if so subject, may be cause for rejection of your bid. To determine if your business is in good standing, or for further information, contact the City Finance Department's Sales Tax Division, at (907) 586-5265, concerning sales tax and/or Treasury Division, at (907) 586-5268, concerning business personal property and real property tax.
- 22.0 PERMITS AND LICENSES.** The CONTRACTOR is responsible for all WORK associated with meeting any local, state, and/or federal permit and licensing requirements.

SECTION 00100 - INSTRUCTIONS TO BIDDERS

CITY AND BOROUGH OF JUNEAU
PURCHASING DIVISION
FAX NO. 907-586-4561

BID MODIFICATION FORM

Modification Number: _____

Note: All modifications shall be made to the original bid amount(s). If more than one Modification form is submitted by any one bidder, changes from all Modification forms submitted will be combined and applied to the original bid. Changes to the modified Bid amounts will be calculated by the OWNER.

PAY ITEM NO.	PAY ITEM DESCRIPTION	MODIFICATIONS TO UNIT PRICE OR LUMP SUM (indicate +/-)

Total Increase or Decrease: \$ _____

Name of Bidding Firm

Responsible Party Signature

Printed Name (must be an authorized signatory for Bidding Firm)

END OF SECTION

SECTION 00300 - BID

BID TO: THE CITY AND BOROUGH OF JUNEAU

1. The undersigned Bidder proposes and agrees, if this Bid is accepted, to enter into an Agreement with the OWNER on the form included in the Contract Documents (as defined in Article 7 of Section 00500 - Agreement) to perform the WORK as specified or indicated in said Contract Documents entitled

**Pioneer Avenue Reconstruction, Phase I
Contract No. E11-204**

2. Bidder accepts all of the terms and conditions of the Contract Documents, including without limitation those in the "Notice Inviting Bids" and "Instructions to Bidders," dealing with the disposition of the Bid Security.
3. This Bid will remain open for the period stated in the "Notice Inviting Bids" unless otherwise required by law. Bidder will enter into an Agreement within the time and in the manner required in the "Notice Inviting Bids" and the "Instructions to Bidders," and will furnish insurance certificates, Payment Bond, Performance Bond, and any other documents as may be required by the Contract Documents.
4. Bidder has familiarized itself with the nature and extent of the Contract Documents, WORK, site, locality where the WORK is to be performed, the legal requirements (federal, state and local laws, ordinances, rules, and regulations), and the conditions affecting cost, progress or performance of the WORK and has made such independent investigations as Bidder deems necessary.
5. This Bid is genuine and not made in the interest of or on behalf of any undisclosed person, firm or corporation and is not submitted in conformity with any agreement or rules of any group, association, organization or corporation; Bidder has not directly or indirectly induced or solicited any other Bidder to submit a false or sham Bid; Bidder has not solicited or induced any person, firm or corporation to refrain from bidding; and Bidder has not sought by collusion to obtain for itself any advantage over any other Bidder or over OWNER.
6. To all the foregoing, and including all Bid Schedule and information required of Bidder contained in this Bid Form, said Bidder further agrees to complete the WORK required under the Contract Documents within the Contract Time stipulated in said Contract Documents, and to accept in full payment therefore the Contract Price based on the total bid price(s) named in the aforementioned Bid Schedule.
7. Bidder has examined copies of all the Contract Documents including the following Addenda (receipt of all of which is hereby acknowledged by the Undersigned):

Addenda No.	Date Issued	Addenda No.	Date Issued

Give number and date of each Addenda above. Failure to acknowledge receipt of all Addenda may cause the Bid to be non-responsive and may cause its rejection.

SECTION 00300 - BID

8. The Bidder has read this Bid and agrees to the conditions as stated herein by signing its signature in the space provided below.

Dated: _____	Bidder: _____ (Company Name)
Alaska CONTRACTOR's Business License No: _____	By: _____ (Signature)
Alaska CONTRACTOR's License No: _____	Printed Name: _____ Title: _____
Telephone No: _____	Address: _____ (Street or P.O. Box)
Fax No: _____	_____ (City, State, Zip)

9. TO BE CONSIDERED, ALL BIDDERS MUST COMPLETE AND INCLUDE THE FOLLOWING AT THE TIME OF THE BID OPENING:

- Bid, Section 00300 (includes Addenda receipt statement)
- Completed Bid Schedule, Section 00310
- Bid Security (Bid Bond, Section 00320, or by a certified or cashier's check as stipulated in the Notice Inviting Bids, Section 00030)

10. The apparent low Bidder is required to complete and submit the following documents by 4:30 p.m. on the ***fifth business day*** following the date of the Posting Notice.

- Subcontractor Report, Section 00360

The apparent low Bidder who fails to submit a completed Subcontractor Report within the time specified in Section 00360 – Subcontractor Report may be found to be not a responsible Bidder and may be required to forfeit the Bid security. The OWNER may then consider the next lowest Bidder for award of the contract.

11. The successful Bidder will be required to submit, ***within ten Days (calendar)*** after the date of the “Notice of Intent to Award” letter, the following executed documents:

- Agreement Forms, Section 00500
- Performance Bond, Section 00610
- Payment Bond, Section 00620
- Certificates of Insurance, (CONTRACTOR) Section 00700 and Section 00800

END OF SECTION

SECTION 00310 - BID SCHEDULE

PAY ITEM NO.	PAY ITEM DESCRIPTION	PAY UNIT	APPROX. QUANTIT	UNIT PRICE		AMOUNT	
				DOLLARS	CENTS	DOLLARS	CENTS
BASE BID							
1505.1	Mobilization	Lump Sum	All Req'd	Lump	Sum		
1570.1	Erosion and Sediment Control	Lump Sum	All Req'd	Lump	Sum		
2201.1	Clearing and Grubbing	Lump Sum	All Req'd	Lump	Sum		
2202.1	Excavation	CY	1,979				
2202.2	Shot Rock Borrow	CY	1,545				
2202.3	Sideslopes and Ditch Grading	Lump Sum	All Req'd	Lump	Sum		
2202.4	Mining Area Restoration and Road Cleaning Guarantee	Lump Sum	All Req'd	Contingent	Sum	\$3,000	00
2202.5	Individual Mining Plan	Lump Sum	All Req'd	Lump	Sum		
2203.1	Trench Excavation	CY	210				
2203.2	Additional Trench Excavation/Shot Rock Borrow	CY	30				
2203.3	Imported Backfill	CY	70				
2204.1	2-Inch Minus Shot Rock w/Base Course	CY	513				
2204.2	Base Course, Grading D-1	CY	70				
2401.1	Sanitary Sewer Pipe Repair	Lump Sum	All Req'd	Lump	Sum		
2401.2	Locate Sewer Services	Lump Sum	All Req'd	Lump	Sum		
2402.1	Adjust Sanitary Manhole to Grade	Each	4				
2501.1	4 & 6-Inch Pipe Culvert	LF	494				
2501.2	12-Inch Pipe Culvert	LF	442				
2501.3	18-Inch Pipe Culvert	LF	415				
2501.4	24-Inch Pipe Culvert	LF	43				
2501.5	CPP Saddle Tee	Each	18				
2501.6	6-Inch Underdrain	LF	150				
2501.7	6-Inch Underdrain at Foster Avenue	LF	100				
2502.1	Storm Drain Manhole, Type I	Each	4				

COMPANY NAME: _____

SECTION 00310 - BID SCHEDULE

PAY ITEM NO.	PAY ITEM DESCRIPTION	PAY UNIT	APPROX. QUANTIT	UNIT PRICE		AMOUNT	
				DOLLARS	CENTS	DOLLARS	CENTS
2502.2	Catch Basin, Type III	Each	10				
2502.3	Catch Basin, Type IV	Each	1				
2601.1	6-Inch DI Water Pipe	LF	30				
2601.2	8-Inch DI Water Pipe	LF	877				
2601.3	8-Inch HDPE Water Pipe	LF	360				
2601.4	Water Pipe Disconnections	Lump Sum	All Req'd	Lump	Sum		
2602.1	6-Inch Gate Valve	Each	1				
2602.2	8-Inch Gate Valve	Each	5				
2602.3	Replace Valve Box	Each	1				
2603.1	Fire Hydrant Assembly	Each	2				
2605.1	1-Inch Water Service	Each	20				
2605.2	Locate Water Services	Lump Sum	All Req'd	Lump	Sum		
2607.1	Pipe Insulation	Bds	160				
2702.1	Construction Surveying	Lump Sum	All Req'd	Lump	Sum		
2709.1	Topsoil	CY	100				
2709.2	Topsoil Finish Grading	MH	30				
2710.1	Seeding, Hydraulic Method, Type III	SU	3				
2716.1	Remove and Dispose of Storm Drainage Pipe	Lump Sum	All Req'd	Lump	Sum		
2716.2	Fill Water Pipe with Slurry	Lump Sum	All Req'd	Lump	Sum		
2717.1	Storm Structure Removal	Lump Sum	All Req'd	Lump	Sum		
2718.1	Sign Assembly	Each	6				
2718.2	Project Sign Assembly	Lump Sum	All Req'd	Lump	Sum		
2719.1	Reconstruct Mailbox	Each	15				
2720.1	Painted Traffic Markings	Lump Sum	All Req'd	Lump	Sum		

COMPANY NAME: _____

SECTION 00310 - BID SCHEDULE

PAY ITEM NO.	PAY ITEM DESCRIPTION	PAY UNIT	APPROX. QUANTIT	UNIT PRICE		AMOUNT	
				DOLLARS	CENTS	DOLLARS	CENTS
2722.1	Electrical Conductor Relocation	Each	15				
2723.1	Segmental Block Wall at Fire Hydrant	Lump Sum	All Req'd	Lump	Sum		
2801.1	A.C. Pavement, Type II-A, Class B	Ton	520				
2803.1	Fog Seal Coat	Ton	2				
2803.2	Blotting Sand	Ton	20				
2806.1	Remove Existing Asphalt Surfacing	SY	3,342				
3302.1	Concrete Area Drain	Each	3				
3303.1	Concrete Sidewalk and Driveway, 4 and 6-Inches Thick	SY	705				
3303.2	Detectable Tile	SF	16				
3303.3	Curb and Gutter, Type I	LF	1,041				
3303.4	Valley Gutter	LF	776				
3304.1	Removal of Concrete Sidewalk and Driveway	SY	566				
3304.2	Removal of Curb and Gutter	LF	1,087				

TOTAL BASE BID _____

ADDITIVE ALTERNATE No. 1 - Street Lighting							
16000	Lighting System	Lump Sum	All Req'd	Lump	Sum		

TOTAL ADDITIVE ALTERNATE NO. 1 BID _____

COMPANY NAME: _____

SECTION 00320 - BID BOND

KNOW ALL PERSONS BY THESE PRESENTS, that _____
_____ as Principal, and _____
as Surety, are held and firmly bound unto **THE CITY AND BOROUGH OF JUNEAU** hereinafter called
"OWNER," in the sum of _____
_____ dollars, (not less than five percent of the total amount of the Bid) for the
payment of which sum, well and truly to be made, we bind ourselves, our heirs, executors, administrators,
successors, and assigns, jointly and severally, firmly by these presents.

WHEREAS, said Principal has submitted a Bid to said OWNER to perform the WORK required
under the Bid Schedule of the OWNER's Contract Documents entitled

Pioneer Avenue Reconstruction, Phase I

Contract No. E11-204

NOW THEREFORE, if said Principal is awarded a contract by said OWNER and, within the time and
in the manner required in the "Notice Inviting Bids" and the "Instructions to Bidders" enters into a written
Agreement on the form of Agreement bound with said Contract Documents, furnishes the required certificates
of insurance, and furnishes the required Performance Bond and Payment Bond, then this obligation shall be
null and void, otherwise it shall remain in full force and effect. In the event suit is brought upon this bond by
said OWNER and OWNER prevails, said Surety shall pay all costs incurred by said OWNER in such suit,
including a reasonable attorney's fee to be fixed by the court.

SIGNED AND SEALED, this _____ day of _____, 20__

(SEAL) _____
(Principal)

(SEAL) _____
(Surety)

By: _____
(Signature)

By: _____
(Signature)

END OF SECTION

SECTION 00360 - SUBCONTRACTOR REPORT

LIST OF SUBCONTRACTORS (AS 36.30.115)

The apparent low Bidder must submit a list of Subcontractors that the Bidder proposes to use in the performance of this contract *on the fifth business day* following the Posting Notice of Bids. If the fifth day falls on a weekend or holiday, the report is due by close of business on the next business Day following the weekend or holiday. The Subcontractor Report list must include each Subcontractor's name, address, location, evidence of valid Alaska Business License, and valid Alaska Contractor's Registration under AS 08.18. *If no Subcontractors are to be utilized in the performance of the WORK, write in ink or type "NONE" on line (1) below.*

<u>SUBCONTRACTOR</u>	¹ AK Contractor License No.	¹ Contact Name	<u>Type of</u>	<u>Contract</u>	✓ if
<u>ADDRESS</u>	² AK Business License No.	² Phone No.	<u>Work</u>	<u>Amount</u>	<u>DBE</u>
1. _____ _____ _____	1 _____ 2 _____	_____ _____	_____ _____	\$ _____	<input type="checkbox"/>
2. _____ _____ _____	1 _____ 2 _____	_____ _____	_____ _____	\$ _____	<input type="checkbox"/>
3. _____ _____ _____	1 _____ 2 _____	_____ _____	_____ _____	\$ _____	<input type="checkbox"/>
4. _____ _____ _____	1 _____ 2 _____	_____ _____	_____ _____	\$ _____	<input type="checkbox"/>

I certify that the above listed Alaska Business License(s) and CONTRACTOR Registration(s), if applicable, were valid at the time Bids were opened for this Project.

CONTRACTOR, Authorized Signature

CONTRACTOR, Printed Name

COMPANY

SECTION 00360 - SUBCONTRACTOR REPORT

- A. A Bidder may replace a listed Subcontractor if the Subcontractor:
1. fails to comply with AS 08.18;
 2. files for bankruptcy or becomes insolvent;
 3. fails to execute a contract with the Bidder involving performance of the WORK for which the Subcontractor was listed and the Bidder acted in good faith;
 4. fails to obtain bonding;
 5. fails to obtain insurance acceptable to the OWNER;
 6. fails to perform the contract with the Bidder involving work for which the Subcontractor was listed;
 7. must be substituted in order for the CONTRACTOR to satisfy required state and federal affirmative action requirements;
 8. refuses to agree or abide with the Bidder's labor agreement; or
 9. is determined by the OWNER not to be responsible.
- B. If a Bidder fails to list a Subcontractor or lists more than one Subcontractor for the same portion of WORK, the Bidder shall be considered to have agreed to perform that portion of WORK without the use of a Subcontractor and to have represented the Bidder to be qualified to perform that WORK.
- C. A Bidder who attempts to circumvent the requirements of this section by listing as a Subcontractor another contractor who, in turn, sublets the majority of the WORK required under the contract violates this section.
- D. If a contract is awarded to a Bidder who violates this section, the OWNER may:
1. cancel the contract; or
 2. after notice and a hearing, assess a penalty on the Bidder in an amount that does not exceed 10 percent of the value of the subcontract at issue.
- E. On the Subcontractor Report, the apparent low Bidder must list any Subcontractors anticipated to perform WORK with a value of greater than one-half of one percent of the intended award amount, or \$2,000, whichever is less.
- F. An apparent low Bidder who fails to submit a completed Subcontractor Report within the time specified in this section will be found to be not a responsible Bidder and may be required to forfeit the Bid security. The OWNER will then consider the next lowest Bidder for award of the contract.

END OF SECTION

SECTION 00500 - AGREEMENT

THIS AGREEMENT is between THE CITY AND BOROUGH OF JUNEAU (hereinafter called OWNER) and _____ (hereinafter called CONTRACTOR) OWNER and CONTRACTOR, in consideration of the mutual covenants hereinafter set forth, agree as follows:

ARTICLE 1. WORK.

CONTRACTOR shall complete the WORK as specified or as indicated under the Bid Schedule of the OWNER's Bid Documents entitled Contract No. E11-204, Pioneer Avenue Reconstruction, Phase I.

The WORK is generally described as follows: This Project consists of reconstruction of Pioneer Avenue, from Cordova Street to just south of Fairbanks Street, the installation of an 8-inch HDPE pipe along Fairbanks Street, from Pioneer Avenue to Foster Avenue, installation of an underdrain system at Foster Avenue, and the disconnection of an existing 8-inch D.I. water pipe on Foster Avenue.

The WORK consists of new underground storm drainage and water systems, replacement of the street and sidewalk embankments to a 24-inch depth, new asphalt pavement, concrete sidewalks and curb and gutter, and miscellaneous related WORK.

Additive Alternate No. 1 consists of construction of a new street lighting system in accordance with the Contract Documents.

The WORK to be paid under this contract shall include the following: Base Bid and Additive Alternates as shown in Section 00310 - Bid Schedule.

ARTICLE 2. CONTRACT COMPLETION TIME.

The WORK must be completed by September 15, 2011.

ARTICLE 3. DATE OF AGREEMENT

The date of this Agreement will be the date of the last signature on page three of this section.

ARTICLE 4. LIQUIDATED DAMAGES.

OWNER and the CONTRACTOR recognize that time is of the essence of this Agreement and that the OWNER will suffer financial loss if the WORK is not completed within the time specified in Article 2 herein, plus any extensions thereof allowed in accordance with Article 12 of the General Conditions. They also recognize the delays, expense, and difficulties involved in proving in a legal proceeding the actual damages suffered by the OWNER if the WORK is not completed on time. Accordingly, instead of requiring any such proof, the OWNER and the CONTRACTOR agree that as liquidated damages for delay (but not as a penalty) the CONTRACTOR shall pay the OWNER \$500 for each Day that expires after the completion time specified in Article 2 herein. The amount of liquidated damages specified above is agreed to be a reasonable estimate based on all facts known as of the date of this Agreement.

ARTICLE 5. CONTRACT PRICE.

OWNER shall pay CONTRACTOR for completion of the WORK in accordance with the Contract Documents in the amount set forth in the Bid Schedule. The CONTRACTOR agrees to accept as full and complete payment for all WORK to be done in this contract for: Contract No. E11-204, Pioneer Avenue Reconstruction, Phase I, those Unit Price amounts as set forth in the Bid Schedule in the Contract

SECTION 00500 - AGREEMENT

Documents for this Project.

The total amount of this contract shall be _____ (\$ _____),
except as adjusted in accordance with the provisions of the Bid Documents.

ARTICLE 6. PAYMENT PROCEDURES.

CONTRACTOR shall submit Applications for Payment in accordance with Article 14 of the General Conditions. Applications for Payment will be processed by the ENGINEER as provided in the General Conditions.

Progress payments will be paid in full in accordance with Article 14 of the General Conditions until ninety (90) percent of the Contract Price has been paid. The remaining ten (10) percent of the Contract Price may be retained, in accordance with applicable Alaska State Statutes, until final inspection, completion, and acceptance of the Project by the OWNER.

ARTICLE 7. CONTRACT DOCUMENTS.

The Contract Documents which comprise the entire Agreement between OWNER and CONTRACTOR concerning the WORK consist of this Agreement (pages 00500-1 to 00500-6, inclusive) and the following sections of the Contract Documents:

- Table of Contents (pages 00005-1 to 00005-2, inclusive)
- Notice Inviting Bids (pages 00030-1 to 00030-3, inclusive).
- Instructions to Bidders (pages 00100-1 to 00100-9, inclusive).
- Bid (pages 00300-1 to 00300-2, inclusive).
- Bid Schedule (pages 00310-1, to 00300-3 inclusive).
- Bid Bond (page 00320-1, inclusive) or Bid Security.
- Subcontractor Report (pages 00360-1 to 00360-2, inclusive).
- Performance Bond (pages 00610-1 to 00610-2, inclusive).
- Payment Bond (pages 00620-1 to 00620-2, inclusive).
- Insurance Certificate(s).
- General Conditions (pages 00700-1 to 00700-48, inclusive).
- Supplementary General Conditions (pages 00800-1 to 00800-6, inclusive).
- Alaska Labor Standards, Reporting, and Prevailing Wage Determination (page 00830-1).
- Special Provisions (pages 1 to 84 inclusive)
- Standard Specifications for Civil Engineering Projects and Subdivision Improvements
December 2003 with current Errata Sheets.
- Drawings consisting of 25 sheets, as listed in the Table of Contents.
- Addenda numbers _____ to _____, inclusive.
- Change Orders which may be delivered or issued after the Date of the Agreement and which are not attached hereto.

There are no Contract Documents other than those listed in this Article 7. The Contract Documents may only be amended by Change Order as provided in Paragraph 3.3 of the General Conditions.

ARTICLE 8. MISCELLANEOUS.

Terms used in this Agreement which are defined in Article 1 of the General Conditions will have the meanings indicated in the General Conditions.

SECTION 00500 - AGREEMENT

ARTICLE 8. MISCELLANEOUS. (Cont'd.)

No assignment by a party hereto of any rights under or interests in the Contract Documents will be binding on another party hereto without the written consent of the party sought to be bound; and specifically but without limitation monies that may become due and monies that are due may not be assigned without such consent (except to the extent that the effect of this restriction may be limited by law), and unless specifically stated to the contrary in any written consent to an assignment, no assignment will release or discharge the assignor from any duty or responsibility under the Contract Documents.

OWNER and CONTRACTOR each binds itself, its partners, successors, assigns and legal representatives to the other party hereto, its partners, successors, assigns and legal representatives in respect of all covenants, agreements and obligations contained in the Contract Documents. This Agreement shall be governed by the laws of the State of Alaska. Jurisdiction shall be in the State of Alaska, First Judicial District.

IN WITNESS WHEREOF, OWNER and CONTRACTOR have caused this Agreement to be executed on the date listed below by OWNER.

OWNER:

CONTRACTOR:

City and Borough of Juneau

(Company Name)

(Signature)

(Signature)

By: Rod Swope, City Manager
(Printed Name)

By: _____
(Printed Name, Authority or Title)

Date: _____

CONTRACTOR Signature Date: _____

OWNER's address for giving notices:

CONTRACTOR's address for giving notices:

155 South Seward Street

Juneau, Alaska 99801

907-586-0873 907-586-4530
(Telephone) (Fax)

(Telephone) (Fax)

(E-mail address)

Contractor License No. _____

SECTION 00500 - AGREEMENT

CERTIFICATE
(if Corporation)

STATE OF)
) SS:
COUNTY OF)

I HEREBY CERTIFY that a meeting of the Board of Directors of the _____ a corporation existing under the laws of the State of _____, held on _____, 20____, the following resolution was duly passed and adopted:

“RESOLVED, that _____, as _____ President of the Corporation, be and is hereby authorized to **execute the Agreement** with the CITY AND BOROUGH OF JUNEAU and this corporation and that the execution thereof, attested by the Secretary of the Corporation, and with the Corporate Seal affixed, shall be the official act and deed of this Corporation.”

I further certify that said resolution is now in full force and effect.

IN WITNESS WHEREOF, I have hereunto set my hand and affixed the official seal of the corporation this _____ day of _____, 20_____.

Secretary

(SEAL)

SECTION 00500 - AGREEMENT

CERTIFICATE
(if Partnership)

STATE OF)
) SS:
COUNTY OF)

I HEREBY CERTIFY that a meeting of the Partners of the _____ a partnership existing under the laws of the State of _____, held on _____, 20____, the following resolution was duly passed and adopted:

"RESOLVED, that _____, as _____ of the Partnership, be and is hereby authorized to **execute the Agreement** with the CITY AND BOROUGH OF JUNEAU and this partnership and that the execution thereof, attested by the _____ shall be the official act and deed of this Partnership."

I further certify that said resolution is now in full force and effect.

IN WITNESS WHEREOF, I have hereunto set my hand this _____, day of _____, 20_____.

Secretary

(SEAL)

SECTION 00500 - AGREEMENT

**CERTIFICATE
(if Joint Venture)**

STATE OF)
) SS:
COUNTY OF)

I HEREBY CERTIFY that a meeting of the Principals of the
_____ a joint venture existing under the laws of the
State of _____, held on _____, 20____, the following resolution was duly passed and
adopted:

"RESOLVED, that _____, as _____ of the
Joint Venture, be and is hereby authorized to **execute the Agreement** with the CITY AND
BOROUGH OF JUNEAU and this joint venture and that the execution thereof, attested by the
_____ shall be the official act and deed of this Joint Venture."

I further certify that said resolution is now in full force and effect.

IN WITNESS WHEREOF, I have hereunto set my hand this _____, day of
_____, 20_____.

Secretary

(SEAL)

END OF SECTION

SECTION 00610 - PERFORMANCE BOND

KNOW ALL PERSONS BY THESE PRESENTS: That we _____
(Name of Contractor)

_____ a _____
(Corporation, Partnership, Individual)

hereinafter called "Principal" and _____
(Surety)

of _____, State of _____ hereinafter called the "Surety," are held and
firmly bound to the CITY AND BOROUGH of JUNEAU, ALASKA hereinafter called "OWNER,"
(Owner) (City and State)

for the penal sum of _____

_____ dollars (\$ _____) in lawful money of the
United States, for the payment of which sum well and truly to be made, we bind ourselves, our heirs,
executors, administrators and successors, jointly and severally, firmly by these presents.

THE CONDITION OF THIS OBLIGATION is such that whereas, the CONTRACTOR has entered
into a certain contract with the OWNER, the effective date of which is (CBJ Contracts Office to fill in
effective date) _____, a copy of which is hereto attached and made a part hereof for
the construction of:

Pioneer Avenue Reconstruction, Phase I

Contract No. E11-204

NOW, THEREFORE, if the Principal shall truly and faithfully perform its duties, all the
undertakings, covenants, terms, conditions, and agreements of said contract during the original term thereof,
and any extensions thereof, which may be granted by the OWNER, with or without notice to the Surety, and
if it shall satisfy all claims and demands incurred under such contract, and shall fully indemnify and save
harmless the OWNER from all costs and damages which it may suffer by reason of failure to do so, and shall
reimburse and repay the OWNER all outlay and expense which the OWNER may incur in making good any
default, then this obligation shall be void; otherwise to remain in full force and effect.

PROVIDED, FURTHER, that the said Surety, for value received hereby stipulates and agrees that no
change, extension of time, alteration or addition to the terms of the contract or to the WORK to be performed
thereunder or the specifications accompanying the same shall in any wise affect its obligation on this bond,
and it does hereby waive notice of any such change, extension of time, alteration or addition to the terms of
the contract or to the WORK or to the Specifications.

PROVIDED, FURTHER, that no final settlement between the OWNER and the Principal shall
abridge the right of any beneficiary hereunder, whose claim may be unsatisfied.

SECTION 00610 - PERFORMANCE BOND

Pioneer Avenue Reconstruction, Phase I

Contract No. E11-204

IN WITNESS WHEREOF, this instrument is issued in two (2) identical counterparts, each one of which shall be deemed an original.

CONTRACTOR:

By: _____

(Signature)

(Printed Name)

(Company Name)

(Street or P.O. Box)

(City, State, Zip Code)

SURETY:

By: _____

(Signature of Attorney-in-Fact)

Date Issued: _____

(Printed Name)

(Company Name)

(Street or P.O. Box)

(City, State, Zip Code)

(Affix SURETY'S SEAL)

NOTE: If CONTRACTOR is Partnership, all Partners must execute bond.

END OF SECTION

SECTION 00620 - PAYMENT BOND

KNOW ALL PERSONS BY THESE PRESENTS: That we _____
(Name of Contractor)

_____ a _____
(Corporation, Partnership, Individual)

hereinafter called "Principal" and _____
(Surety)

of _____, State of _____ hereinafter called the "Surety," are held and
firmly bound to the CITY AND BOROUGH of JUNEAU, ALASKA hereinafter called "OWNER,"
(Owner) (City and State)

for the penal sum of _____

_____ dollars (\$_____) in lawful money of the
United States, for the payment of which sum well and truly to be made, we bind ourselves, our heirs,
executors, administrators and successors, jointly and severally, firmly by these presents.

THE CONDITION OF THIS OBLIGATION is such that whereas, the CONTRACTOR has entered
into a certain contract with the OWNER, the effective date of which is (CBJ Contracts Office to fill in
effective date) _____, a copy of which is hereto attached and made a part hereof for
the construction of:

Pioneer Avenue Reconstruction, Phase I

Contract No. E11-204

NOW, THEREFORE, if the Principal shall promptly make payment to all persons, firms,
Subcontractors, and corporations furnishing materials for, or performing labor in the prosecution of the
WORK provided for in such contract, and any authorized extension or modification thereof, including all
amounts due for materials, lubricants, oil, gasoline, coal and coke, repairs on machinery, equipment and tools,
consumed or used in connection with the construction of such WORK, and all insurance premiums on said
work, and for all labor performed in such WORK, whether by Subcontractor or otherwise, then this obligation
shall be void; otherwise to remain in full force and effect.

PROVIDED, FURTHER, that the said Surety, for value received hereby stipulates and agrees that no
change, extension of time, alteration or addition to the terms of the contract or to the work to be performed
thereunder or the specifications accompanying the same shall in any wise affect its obligation on this bond,
and it does hereby waive notice of any such change, extension of time, alteration or addition to the terms of
the contract or to the WORK or to the Specifications.

PROVIDED, FURTHER, that no final settlement between the OWNER and the Principal shall
abridge the right of any beneficiary hereunder, whose claim may be unsatisfied.

SECTION 00620 - PAYMENT BOND

Pioneer Avenue Reconstruction, Phase I

Contract No. E11-204

IN WITNESS WHEREOF, this instrument is issued in two (2) identical counterparts, each one of which shall be deemed an original.

CONTRACTOR:

By: _____
(Signature)

(Printed Name)

(Company Name)

(Street or P.O. Box)

(City, State, Zip Code)

SURETY:

By: _____
(Signature of Attorney-in-Fact)

Date Issued: _____

(Printed Name)

(Company Name)

(Street or P.O. Box)

(City, State, Zip Code)

(Affix SURETY'S SEAL)

NOTE: If CONTRACTOR is Partnership, all Partners must execute bond.

END OF SECTION

SECTION 00700 - GENERAL CONDITIONS

TABLE OF CONTENTS
(Revised 03-2003)

ARTICLE 1 DEFINITIONS 00700-5

ARTICLE 2 PRELIMINARY MATTERS

2.1 Delivery of Bonds/Insurance Certificates 00700-9
2.2 Copies of Documents 00700-9
2.3 Commencement of Contract Time; Notice to Proceed 00700-9
2.4 Starting the WORK 00700-9
2.5 Pre-construction Conference 00700-9
2.6 Finalizing CONTRACTOR Submittals 00700-9

ARTICLE 3 CONTRACT DOCUMENTS: INTENT, AMENDING, REUSE

3.1 Intent 00700-10
3.2 Order of Precedence of Contract Documents 00700-10
3.3 Amending and Supplementing Contract Documents 00700-11
3.4 Reuse of Documents 00700-11

ARTICLE 4 AVAILABILITY OF LANDS; PHYSICAL CONDITIONS; REFERENCE POINTS

4.1 Availability of Lands 00700-11
4.2 Physical Conditions - Subsurface and Existing Structures 00700-11
4.3 Differing Site Conditions 00700-12
4.4 Physical Conditions - Underground Utilities 00700-12
4.5 Reference Points 00700-13
4.6 Use of the CBJ/State Lemon Creek Gravel Pit 00700-13

ARTICLE 5 BONDS AND INSURANCE

5.1 Performance, Payment and Other Bonds 00700-14
5.2 Insurance 00700-15

ARTICLE 6 CONTRACTOR'S RESPONSIBILITIES

6.1 Supervision and Superintendence 00700-17
6.2 Labor, Materials, and Equipment 00700-17
6.3 Adjusting Progress Schedule 00700-18
6.4 Substitutes or "Or Equal" Items 00700-19
6.5 Concerning Subcontractors, Suppliers and Others 00700-19
6.6 Permits 00700-19
6.7 Patent Fees and Royalties 00700-20
6.8 Laws and Regulations 00700-20

SECTION 00700 - GENERAL CONDITIONS

ARTICLE 6 CONTRACTOR'S RESPONSIBILITIES (Cont'd.)

6.9 Taxes 00700-20
6.10 Use of Premises..... 00700-20
6.11 Safety and Protection 00700-21
6.12 Shop Drawings and Samples..... 00700-22
6.13 Continuing the WORK..... 00700-22
6.14 Indemnification 00700-22
6.15 Contractor's Daily Reports 00700-23
6.16 Assignment of Contract..... 00700-23
6.17 Contractor's Responsibility for Utility Property and Services 00700-23
6.18 Operating Water System Valves 00700-24
6.19 CONTRACTOR's WORK Schedule Limitations 00700-24

ARTICLE 7 OTHER WORK

7.1 Related WORK at Site 00700-24
7.2 Coordination 00700-25

ARTICLE 8 OWNER'S RESPONSIBILITIES

8.1 Communications 00700-25
8.2 Payments 00700-25
8.3 Lands, Easements, and Surveys 00700-25
8.4 Change Orders..... 00700-25
8.5 Inspections and Tests 00700-25
8.6 Suspension of WORK..... 00700-25
8.7 Termination of Agreement..... 00700-25

ARTICLE 9 ENGINEER'S STATUS DURING CONSTRUCTION

9.1 OWNER 's Representative 00700-25
9.2 Visits to Site 00700-25
9.3 Project Representation 00700-26
9.4 Clarifications and Interpretations..... 00700-28
9.5 Authorized Variations in WORK..... 00700-28
9.6 Rejecting Defective WORK..... 00700-28
9.7 CONTRACTOR Submittals, Change Orders, and Payments 00700-28
9.8 Decisions on Disputes 00700-28
9.9 Limitation on Engineer's Responsibilities..... 00700-29

SECTION 00700 - GENERAL CONDITIONS

ARTICLE 10 CHANGES IN THE WORK

10.1 General 00700-30
10.2 Allowable Quantity Variations 00700-30

ARTICLE 11 CHANGE OF CONTRACT PRICE

11.1 General 00700-31
11.2 Costs Relating to Weather 00700-31
11.3 Cost of WORK (Based on Time and Materials) 00700-32
11.4 CONTRACTOR's Fee 00700-34
11.5 Excluded Costs 00700-35

ARTICLE 12 CHANGE OF CONTRACT TIME

12.1 General 00700-36
12.2 Extensions of Time for Delay Due to Weather 00700-36

**ARTICLE 13 WARRANTY AND GUARANTEE; TESTS AND INSPECTIONS;
CORRECTION, REMOVAL, OR ACCEPTANCE OF DEFECTIVE WORK**

13.1 Warranty and Guarantee 00700-37
13.2 Access to WORK 00700-37
13.3 Tests and Inspections 00700-37
13.4 OWNER May Stop the WORK 00700-38
13.5 Correction or Removal of Defective WORK 00700-38
13.6 One Year Correction Period 00700-39
13.7 Acceptance of Defective WORK 00700-39

ARTICLE 14 PAYMENTS TO CONTRACTOR AND COMPLETION

14.1 Schedule of Values (Lump Sum Price Breakdown) 00700-39
14.2 Unit Price Bid Schedule 00700-39
14.3 Application for Progress Payment 00700-39
14.4 CONTRACTOR's Warranty of Title 00700-40
14.5 Review of Applications for Progress Payment 00700-40
14.6 Partial Utilization 00700-41
14.7 Substantial Completion 00700-41
14.8 Final Application for Payment 00700-41
14.9 Final Payment and Acceptance 00700-42
14.10 Release of Retainage and Other Deductions 00700-42
14.11 CONTRACTOR's Continuing Obligation 00700-42
14.12 Final Payment Terminates Liability of OWNER 00700-43

SECTION 00700 - GENERAL CONDITIONS

ARTICLE 15 SUSPENSION OF WORK AND TERMINATION

15.1 Suspension of WORK by OWNER 00700-43
15.2 Termination of Agreement by OWNER (CONTRACTOR Default)..... 00700-43
15.3 Termination of Agreement by OWNER (For Convenience) 00700-43
15.4 Termination of Agreement by CONTRACTOR 00700-44

ARTICLE 16 MISCELLANEOUS

16.1 Giving Notice 00700-44
16.2 Rights In and Use of Materials Found on the WORK 00700-44
16.3 Right to Audit 00700-45
16.4 Archaeological or Historical Discoveries 00700-45
16.5 Construction Over or Adjacent to Navigable Waters..... 00700-45
16.6 Gratuity and Conflict of Interest 00700-45
16.7 Suits of Law Concerning the WORK..... 00700-46
16.8 Certified Payrolls 00700-46
16.9 Prevailing Wage Rates 00700-46
16.10 Employment Reference 00700-47
16.11 Cost Reduction Incentive 00700-47

SECTION 00700 - GENERAL CONDITIONS

ARTICLE 1 DEFINITIONS

Wherever used in these General Conditions or in the Contract Documents the following terms have the meanings indicated which are applicable to both the singular and plural thereof. Where an entire word is capitalized in the definitions and is found not capitalized in the Contract Documents it has the ordinary dictionary definition.

Addenda - Written or graphic instruments issued prior to the opening of Bids which make additions, deletions, or revisions to the Contract Documents.

Agreement - The written contract between the OWNER and the CONTRACTOR covering the WORK to be performed; other documents are attached to the Agreement and made a part thereof as provided therein.

Application for Payment - The form furnished by the ENGINEER which is to be used by the CONTRACTOR to request progress or final payment and which is to be accompanied by such supporting documentation as is required by the Contract Documents.

Asbestos - Any material that contains more than one percent asbestos and is friable or is releasing asbestos fibers into the air above current action levels established by the United States Occupational Safety and Health Administration.

Bid - The offer or proposal of the Bidder submitted on the prescribed form setting forth the price or prices for the WORK.

Bonds - Bid, Performance, and Payment Bonds and other instruments which protect against loss due to inability or refusal of the CONTRACTOR to perform its contract.

CBJ Project Manager - The authorized representative of the City and Borough of Juneau Engineering Department, as OWNER, who is responsible for administration of the contract.

Change Order - A document recommended by the ENGINEER, which is signed by the CONTRACTOR and the OWNER and authorizes an addition, deletion, or revision in the WORK, or an adjustment in the Contract Price or the Contract Time, issued on or after the Effective Date of the Agreement.

Contract Documents - The Table of Contents, Notice Inviting Bids, Instructions to Bidders, Bid Forms (including the Bid, Bid Schedule(s), Information Required of Bidder, Bid Bond, and all required certificates and affidavits), Agreement, Performance Bond, Payment Bond, General Conditions, Supplementary General Conditions, Technical Specifications, Drawings, Permits, and all Addenda, and Change Orders executed pursuant to the provisions of the Contract Documents.

Contract Price - The total monies payable by the OWNER to the CONTRACTOR under the terms and conditions of the Contract Documents.

Contract Time - The number of successive calendar Days stated in the Contract Documents for the completion of the WORK.

CONTRACTOR - The individual, partnership, corporation, joint-venture or other legal entity with whom the OWNER has executed the Agreement.

SECTION 00700 - GENERAL CONDITIONS

Day - A calendar day of 24 hours measured from midnight to the next midnight.

Defective WORK - WORK that is unsatisfactory, faulty, or deficient; or that does not conform to the Contract Documents; or that does not meet the requirements of any inspection, reference standard, test, or approval referred to in the Contract Documents; or WORK that has been damaged prior to the ENGINEER's recommendation of final payment.

Drawings - The Drawings, plans, maps, profiles, diagrams, and other graphic representations which indicate the character, location, nature, extent, and scope of the WORK and which have been prepared by the ENGINEER and are referred to in the Contract Documents. Shop Drawings are not within the meaning of this paragraph.

Effective Date of the Agreement - The date indicated in the Agreement on which it becomes effective, but if no such date is indicated it means the date on which the Agreement is signed and delivered by the last of the two parties to sign and deliver.

Engineer of Record - The individual, partnership, corporation, joint-venture or other legal entity named as such in the Contract Documents.

ENGINEER - The ENGINEER is the firm or person(s) selected by the City and Borough of Juneau (CBJ) to perform the duties of project inspection and management. CBJ will inform the CONTRACTOR of the identity of the ENGINEER at or before the Notice to Proceed.

Field Order - A written order issued by the ENGINEER which may or may not involve a change in the WORK.

General Requirements - Division 1 of the Technical Specifications.

Hazardous Waste - The term Hazardous Waste shall have the meaning provided in Section 1004 of the Solid Waste Disposal Act (42 USC Section 9603) as amended from time to time.

Holidays - The CBJ legal holidays occur on:

1. New Year's Day - January 1
2. Martin Luther King's Birthday - Third Monday in January
3. President's Day - Third Monday in February
4. Seward's Day - Last Monday in March
5. Memorial Day - Last Monday in May
6. Independence Day - July 4
7. Labor Day - First Monday in September
8. Alaska Day - October 18
9. Veteran's Day - November 11
10. Thanksgiving Day - Fourth Thursday and the following Friday in November
11. Christmas Day - December 25

If any holiday listed above falls on a Saturday, Saturday and the preceding Friday are both legal holidays. If the holiday should fall on a Sunday, Sunday and the following Monday are both legal holidays.

SECTION 00700 - GENERAL CONDITIONS

Inspector - The authorized representative of the ENGINEER assigned to make detailed inspections for conformance to the Contract Documents. Any reference to the Resident Project Representative in this document shall mean the Inspector.

Laws and Regulations; Laws or Regulations - Any and all applicable laws, rules, regulations, ordinances, codes, and/or orders of any and all governmental bodies, agencies, authorities and courts having jurisdiction.

Mechanic's Lien - A form of security, an interest in real property, which is held to secure the payment of an obligation. When referred to in these Contract Documents, "Mechanic's Lien" or "lien" means "Stop Notice".

Milestone - A principal event specified in the Contract Documents relating to an intermediate completion date of a portion of the WORK, or a period of time within which the portion of the WORK should be performed prior to Substantial Completion of all the WORK.

Notice of Award - The written notice by the OWNER to the apparent successful bidder stating that the apparent successful bidder has complied with all conditions for award of the contract.

Notice of Completion - A form signed by the ENGINEER and the CONTRACTOR recommending to the OWNER that the WORK is Substantially Complete and fixing the date of Substantial Completion. After acceptance of the WORK by the OWNER's governing body, the form is signed by the OWNER and filed with the County Recorder. This filing starts the 30-day lien filing period on the WORK.

Notice to Proceed - The written notice issued by the OWNER to the CONTRACTOR authorizing the CONTRACTOR to proceed with the WORK and establishing the date of commencement of the Contract Time.

Notice of Intent to Award - The written notice by the OWNER to the apparent successful bidder stating that upon compliance by the apparent successful bidder with the requirements listed therein, within the time specified, the OWNER will enter into an Agreement.

OWNER - The City and Borough of Juneau (CBJ), acting through its legally designated officials, officers, or employees.

Partial Utilization - Use by the OWNER or a substantially completed part of the WORK for the purpose for which it is intended prior to Substantial Completion of all the WORK.

PCB's - Polychlorinated biphenyls.

PERMITTEE – See definition for CONTRACTOR.

Petroleum - Petroleum, including crude oil or any fraction thereof which is liquid at standard conditions of temperature and pressure (60 degrees Fahrenheit and 14.7 pounds per square inch absolute), such as oil, petroleum, fuel oil, oil sludge, oil refuse, gasoline, kerosene, and oil mixed with other non-Hazardous Wastes and crude oils.

Project - The total construction of which the WORK to be provided under the Contract Documents may be the whole, or a part as indicated elsewhere in the Contract Documents.

SECTION 00700 - GENERAL CONDITIONS

Radioactive Material - Source, special nuclear, or byproduct material as defined by the Atomic Energy Act of 1954 (42 USC Section 2011 et seq.) as amended from time to time.

Shop Drawings - All Drawings, diagrams, illustrations, schedules and other data which are specifically prepared by or for the CONTRACTOR and submitted by the CONTRACTOR, to the ENGINEER, to illustrate some portion of WORK.

Specifications - Same definition as "Technical Specifications" hereinafter.

Stop Notice - A legal remedy for Subcontractors and suppliers who contribute to public works, but who are not paid for their WORK, which secures payment from construction funds possessed by the OWNER. For public property, the Stop Notice remedy is designed to substitute for mechanic's lien rights.

Sub-Consultant - The individual, partnership, corporation, joint-venture or other legal entity having a direct contract with ENGINEER, or with any of its Consultants to furnish services with respect to the Project.

Subcontractor - An individual, partnership, corporation, joint-venture or other legal entity having a direct contract with the CONTRACTOR, or with any of its Subcontractors, for the performance of a part of the WORK at the site.

Substantial Completion - Refers to when the WORK has progressed to the point where, in the opinion of the ENGINEER as evidenced by Notice of Completion as applicable, it is sufficiently complete, in accordance with the Contract Documents, so that the WORK can be utilized for the purposes for which it is intended; or if no such notice is issued, when final payment is due in accordance with Paragraph 14.8. The terms "substantially complete" and "substantially completed" as applied to any WORK refer to substantial completion thereof.

Supplementary General Conditions (SGC) - The part of the Contract Documents which make additions, deletions, or revisions to these General Conditions.

Supplier - A manufacturer, fabricator, supplier, distributor, materialman, or vendor.

Technical Specifications - Divisions 1 through 16 of the Contract Documents consisting of the General Requirements and written technical descriptions of products and execution of the WORK.

Underground Utilities - All pipelines, conduits, ducts, cables, wires, manholes, vaults, tanks, tunnels, or other such facilities or attachments, and any encasements containing such facilities which have been installed underground to furnish any of the following services or materials: water, sewage and drainage removal, electricity, gases, steam, liquid petroleum products, telephone or other communications, cable television, traffic, or other control systems.

WORK, Work - The entire completed construction or the various separately identifiable parts thereof required to be furnished under the Contract Documents. WORK is the result of performing, or furnishing labor and furnishing and incorporating materials and equipment into the construction, and performing or furnishing services and furnishing documents, all as required by the Contract Documents.

SECTION 00700 - GENERAL CONDITIONS

ARTICLE 2 PRELIMINARY MATTERS

- 2.1 **DELIVERY OF BONDS/INSURANCE CERTIFICATES.** When the CONTRACTOR delivers the signed Agreements to the OWNER, the CONTRACTOR shall also deliver to the OWNER such Bonds and Insurance Policies and Certificates as the CONTRACTOR may be required to furnish in accordance with the Contract Documents.
- 2.2 **COPIES OF DOCUMENTS.** The OWNER shall furnish to the CONTRACTOR the required number of copies of the Contract Documents specified in the Supplementary General Conditions.
- 2.3 **COMMENCEMENT OF CONTRACT TIME; NOTICE TO PROCEED.** The Contract Time will start to run on the commencement date stated in the Notice to Proceed.
- 2.4 **STARTING THE WORK**
- A. The CONTRACTOR shall begin to perform the WORK within 10 days after the commencement date stated in the Notice to Proceed, but no WORK shall be done at the site prior to said commencement date.
 - B. Before undertaking each part of the WORK, the CONTRACTOR shall carefully study and compare the Contract Documents and check and verify pertinent figures shown thereon and all applicable field measurements. The CONTRACTOR shall promptly report in writing to the ENGINEER any conflict, error, or discrepancy which the CONTRACTOR may discover and shall obtain a written interpretation or clarification from the ENGINEER before proceeding with any WORK affected thereby.
 - C. The CONTRACTOR shall submit to the ENGINEER for review those documents called for under Section 01300 - CONTRACTOR Submittals in the General Requirements.
- 2.5 **PRE-CONSTRUCTION CONFERENCE.** The CONTRACTOR is required to attend a Pre-Construction Conference. This conference will be attended by the ENGINEER and others as appropriate in order to discuss the WORK in accordance with the applicable procedures specified in the General Requirements, Section 01010 - Summary of WORK in the General Requirements.
- 2.6 **FINALIZING CONTRACTOR SUBMITTALS.** At least 7 days before submittal of the first Application for Payment a conference attended by the CONTRACTOR, the ENGINEER and others as appropriate will be held to finalize the initial CONTRACTOR submittals in accordance with the General Requirements. As a minimum the CONTRACTOR's representatives should include the project manager and schedule expert. The CONTRACTOR should plan on this meeting taking no less than 8 hours. If the submittals are not finalized at the end of the meeting, additional meetings will be held so that the submittals can be finalized prior to the submittal of the first application for payment. No application for payment will be processed until CONTRACTOR submittals are finalized.

SECTION 00700 - GENERAL CONDITIONS

ARTICLE 3 CONTRACT DOCUMENTS: INTENT, AMENDING, REUSE

3.1 INTENT

- A. The Contract Documents comprise the entire Agreement between the OWNER and the CONTRACTOR concerning the WORK. The Contract Documents shall be construed as a whole in accordance with Alaska Law.
- B. It is the intent of the Contract Documents to describe the WORK, functionally complete, to be constructed in accordance with the Contract Documents. Any work, materials, or equipment that may reasonably be inferred from the Contract Documents as being required to produce the intended result shall be supplied whether or not specifically called for. When words or phrases which have a well-known technical or construction industry or trade meaning are used to describe work, materials, or equipment such words or phrases shall be interpreted in accordance with that meaning, unless a definition has been provided in Article 1 of the General Conditions. Reference to standard specifications, manuals, or codes of any technical society, organization, or association, or to the Laws or Regulations of any governmental authority, whether such reference be specific or by implication, shall mean the latest standard specification, manual, code, or Laws or Regulations in effect at the time of opening of Bids, except as may be otherwise specifically stated. However, no provision of any referenced standard specification, manual, or code (whether or not specifically incorporated by reference in the Contract Documents) shall be effective to change the duties and responsibilities of the OWNER, the CONTRACTOR, or the ENGINEER or any of their consultants, agents, or employees from those set forth in the Contract Documents.
- C. If, during the performance of the WORK, CONTRACTOR discovers any conflict, error, ambiguity or discrepancy within the Contract Documents or between the Contract Documents and any provision of any such Law or Regulation applicable to the performance of the WORK or of any such standard, specification, manual or code or of any instruction of any Supplier referred to in paragraph 6.5, the CONTRACTOR shall report it to the ENGINEER in writing at once, and the CONTRACTOR shall not proceed with the WORK affected thereby (except in an emergency as authorized by the ENGINEER) until a clarification field order, or Change Order to the Contract Documents has been issued.

3.2 ORDER OF PRECEDENCE OF CONTRACT DOCUMENTS

- A. In resolving conflicts resulting from, errors, or discrepancies in any of the Contract Documents, the order of precedence shall be as follows:
 - 1. Permits from other agencies as may be required by law, excepting the definition of "PERMITEE" in these permits.
 - 2. Field Orders
 - 3. Change Orders
 - 4. ENGINEER's written interpretations and clarifications.
 - 5. Agreement
 - 6. Addenda
 - 7. CONTRACTOR's Bid (Bid Form)
 - 8. Supplementary General Conditions
 - 9. Notice Inviting Bids

SECTION 00700 - GENERAL CONDITIONS

10. Instructions to Bidders
11. General Conditions
12. Technical Specifications
13. Drawings

B. With reference to the Drawings the order of precedence is as follows:

1. Figures govern over scaled dimensions
2. Detail Drawings govern over general Drawings
3. Addenda/ Change Order drawings govern over Contract Drawings
4. Contract Drawings govern over standard drawings

3.3 AMENDING AND SUPPLEMENTING CONTRACT DOCUMENTS. The Contract Documents may be amended to provide for additions, deletions, and revisions in the WORK or to modify the terms and conditions thereof by a Change Order (pursuant to Article 10 CHANGES IN THE WORK).

3.4 REUSE OF DOCUMENTS. Neither the CONTRACTOR, nor any Subcontractor or Supplier, nor any other person or organization performing any of the WORK under a contract with the OWNER shall have or acquire any title to or ownership rights in any of the Drawings, Technical Specifications, or other documents used on the WORK, and they shall not reuse any of them on the extensions of the Project or any other project without written consent of the OWNER.

ARTICLE 4 AVAILABILITY OF LANDS; PHYSICAL CONDITIONS; REFERENCE POINTS

4.1 AVAILABILITY OF LANDS. The OWNER shall furnish, as indicated in the Contract Documents, the lands upon which the WORK is to be performed, rights-of-way and easements for access thereto, and such other lands which are designated for the use of the CONTRACTOR. Easements for permanent structures or permanent changes in existing facilities will be obtained and paid for by the OWNER, unless otherwise provided in the Contract Documents. Nothing contained in the Contract Documents shall be interpreted as giving the CONTRACTOR exclusive occupancy of the lands or rights-of-way provided. The CONTRACTOR shall provide for all additional lands and access thereto that may be required for temporary construction facilities or storage of materials and equipment; provided, that the CONTRACTOR shall not enter upon nor use any property not under the control of the OWNER until a written temporary construction easement, lease or other appropriate agreement has been executed by the CONTRACTOR and the property owner, and a copy of said agreement furnished to the ENGINEER prior to said use; and, neither the OWNER nor the ENGINEER shall be liable for any claims or damages resulting from the CONTRACTOR's unauthorized trespass or use of any such properties.

4.2 PHYSICAL CONDITIONS - SUBSURFACE AND EXISTING STRUCTURES

A. Explorations and Reports. Reference is made to SGC 4.2 Physical Conditions of the Supplementary General Conditions for identification of those reports of explorations and tests of sub-surface conditions at the site that have been utilized by the ENGINEER in the preparation of the Contract Documents. The CONTRACTOR may rely upon the accuracy of the technical data contained in such reports, however, reports are not to be considered complete or comprehensive and nontechnical data, interpretations, and opinions contained in

SECTION 00700 - GENERAL CONDITIONS

such reports are not to be relied on by the CONTRACTOR. The CONTRACTOR is responsible for any further explorations or tests that may be necessary and any interpretation, interpolation, or extrapolation that it makes of any information shown in such reports.

- B. Existing Structures. Reference is made to SGC 4.2 Physical Conditions of the Supplementary General Conditions for identification of those drawings of physical conditions in or relating to existing surface and subsurface structures (except Underground Utilities referred to in Paragraph 4.4 herein) which are at or contiguous to the site that have been utilized by the ENGINEER in the preparation of the Contract Documents. The CONTRACTOR may rely upon the accuracy of the technical data contained in such drawings, however, nontechnical data, interpretations, and opinions contained in such drawings are not to be relied on by the CONTRACTOR. The CONTRACTOR is also responsible for any interpretation, interpolation, or extrapolation that it makes of any information shown in such drawings.

4.3 DIFFERING SITE CONDITIONS

- A. The CONTRACTOR shall promptly upon discovery (but in no event later than 14 days thereafter) and before the following conditions are disturbed, notify the ENGINEER, in writing of any:
 - 1. Material that the CONTRACTOR believes may be material that is hazardous waste, as defined in Article 1 of these General Conditions, or asbestos, PCB's, petroleum or any other substance or material posing a threat to human or to the environment.
 - 2. Subsurface or latent physical conditions at the site differing from those indicated.
 - 3. Unknown physical conditions at the site of any unusual nature, different materially from those ordinarily encountered and generally recognized as inherent in WORK of the character provided for in the contract.
- B. The OWNER shall promptly investigate the conditions, and if it finds that the conditions do materially so differ, or do involve hazardous waste, and cause a decrease or increase in the CONTRACTOR's cost of, or the time required for, performance of any part of the WORK shall issue a Change Order under the procedures described in the contract.
- C. In the event that a dispute arises between the OWNER and the CONTRACTOR whether the conditions materially differ, or involved hazardous waste or other materials listed above, or cause a decrease or increase in the CONTRACTOR's cost of, or time required for, performance of any part of the WORK, the CONTRACTOR shall not be excused from any scheduled completion date provided for by the contract, but shall proceed with all WORK to be performed under the contract. The CONTRACTOR shall retain any and all rights provided either by contract or by Law which pertain to the resolution of disputes and protests between the contracting parties.

4.4 PHYSICAL CONDITIONS - UNDERGROUND UTILITIES

- A. Indicated. The information and data indicated in the Contract Documents with respect to existing Underground Utilities at or contiguous to the site are based on information and data furnished to the OWNER or the ENGINEER by the owners of such Underground Utilities or by others. Unless it is expressly provided in the Supplementary General Conditions and/or Section 01530 - Protection and Restoration of Existing Facilities of the General

SECTION 00700 - GENERAL CONDITIONS

Requirements, the OWNER and the ENGINEER shall not be responsible for the accuracy or completeness of any such information or data, and the CONTRACTOR shall have full responsibility for reviewing and checking all such information and data, for locating all Underground Utilities indicated in the Contract Documents, for coordination of the WORK with the owners of such Underground Utilities during construction, for the safety and protection thereof and repairing any damage thereto resulting from the WORK, the cost of which will be considered as having been included in the Contract Price.

- B. Not Indicated. If an Underground Utility is uncovered or revealed at or contiguous to the site which was not indicated in the Contract Documents and which the CONTRACTOR could not reasonably have been expected to be aware of, the CONTRACTOR shall identify the owner of such Underground Utility and give written notice thereof to that owner and shall notify the ENGINEER in accordance with the requirements of the Supplementary General Conditions and Section 01530 - Protection and Restoration of Existing Facilities of the General Requirements.

4.5 REFERENCE POINTS

- A. The ENGINEER will provide one bench mark, near or on the site of the WORK, and will provide two points near or on the site to establish a base line for use by the CONTRACTOR for alignment control. Unless otherwise specified in the General Requirements, the CONTRACTOR shall furnish all other lines, grades, and bench marks required for proper execution of the WORK.
- B. The CONTRACTOR shall preserve all bench marks, stakes, and other survey marks, and in case of their removal or destruction by its own employees or by its Subcontractor's employees, the CONTRACTOR shall be responsible for the accurate replacement of such reference points by personnel qualified under the Alaska Statute governing the licensing of Architects, Engineers, and Land Surveyors.

4.6 USE OF THE CBJ/STATE LEMON CREEK GRAVEL PIT

- A. On City and Borough of Juneau (CBJ) construction projects, the CBJ may make unclassified material available to CONTRACTORS, from the CBJ/State Lemon Creek gravel pit, at a rate less than charged other customers. CONTRACTORS are not required to use material from the CBJ/State pit and the CBJ makes no guarantee as to the quantity or quality of the available material. For this Project, the price shall be \$1.90 per ton.
- B. CONTRACTORS proposing to use gravel from the CBJ/State pit are required to be in good standing for all amounts owed to the CBJ, for previous gravel operations, prior to submitting a mining plan for approval. CONTRACTORS using the pit must comply with Allowable Use Permit USE 98-00047. Failure to meet these requirements, if so subject, shall be sufficient reason to deny use of the CBJ/State pit as a gravel source. To determine if your company is subject to these requirements, contact the CBJ Engineering Department, Gravel Pit Management, at (907) 586-0800.
- C. CONTRACTORS deciding to use material from the CBJ/State pit shall provide an Individual Mining Plan prepared by a professional engineer registered in the State of Alaska. The Individual Mining Plan must be reviewed and approved by the CBJ, prior to commencing

SECTION 00700 - GENERAL CONDITIONS

operations within the pit. CONTRACTORS shall also secure a Performance Bond to ensure compliance with contract provisions, including any Individual Mining Plan stipulations. The bond shall remain in full force and effect until a release is obtained from the CBJ.

- D. If CONTRACTOR operations for a project do not exceed 500 tons of material, the CONTRACTOR will not be required to provide an Individual Mining Plan prepared by an engineer. However, the CONTRACTOR must submit an Individual Mining Plan that is in compliance with Allowable Use Permit USE 98-00047 for gravel extraction within the CBJ/State pit. The CONTRACTOR must contact the CBJ Engineering Department for conditions for the extraction.
- E. CONTRACTORS using the CBJ material may do primary dry separation (screening) of materials within the pit. Crushing and washing of material will not be allowed. CONTRACTORS shall account for placement of materials removed from the pit. The CBJ may require CONTRACTORS to cross-check weight tickets, submit to an audit, or participate in other measures required by the CBJ to ensure accountability. Unprocessed overburden removed from the pit will not be weighed. All other material mined will be weighed at the CBJ scale. CONTRACTORS will be responsible for loading and/or screening their own material. If asphalt pavement is removed as part of the WORK, CONTRACTORS shall dispose of the material at a to-be-specified location within the pit area, as directed by the CBJ Project Manager.
- F. The gravel pit overhead charge shall be paid to the CBJ by the CONTRACTOR within 60 days after removal of all materials from the pit and prior to requesting and/or receiving final payment. Upon completion of each excavation CONTRACTORS shall notify the CBJ, in writing, in sufficient time to perform a field-compliance examination prior to vacating the pit. Any significant deviation from the stipulations of the Individual Mining Plan identified during the field inspection shall be corrected by the CONTRACTOR prior to release of the bond. A signed release from CBJ will be required prior to releasing the CONTRACTOR's bond.
- G. If asphalt pavement is removed as part of this WORK, the CONTRACTOR shall dispose of the material at the location designated as the Asphalt Storage Facility, or as directed by the ENGINEER.
- H. The CBJ/State pit is a seasonal operation. The hours of operation are from 7:00 a.m. to 6:00 p.m., Monday through Friday, from April 1 through October 15 of the year. CONTRACTORS may obtain gravel on weekends, or during the off-season, by applying for a separate agreement with the City and Borough of Juneau Engineering Department. The CONTRACTOR will be responsible for any additional costs incurred during weekend or off-season operations at the gravel pit.
- I. All Contractors/Equipment Operators using the CBJ/State Pit shall be in compliance with Federal Mine Safety and Health Administration regulations for quarry and gravel operations.

ARTICLE 5 BONDS AND INSURANCE

5.1 PERFORMANCE, PAYMENT, AND OTHER BONDS

SECTION 00700 - GENERAL CONDITIONS

- A. The CONTRACTOR shall furnish, when required, Performance and Payment Bonds on forms provided by the CBJ for the penal sums of 100% of the amount of the Bid award. The surety on each bond may be any corporation or partnership authorized to do business in the State of Alaska as an insurer under AS 21.09. These bonds shall remain in effect for 12 months after the date of final payment and until all obligations and liens under this contract have been satisfied. The CONTRACTOR shall also furnish such other Bonds as are required by the Supplementary General Conditions. All Bonds shall be in the form prescribed by the Contract Documents except as provided otherwise by Laws or Regulations, and shall be executed by such sureties as are named in the current list of "Companies Holding Certificates of Authority as Acceptable Sureties on Federal Bonds and as Acceptable Reinsuring Companies" as published in Circular 570 (amended) by the Audit Staff, Bureau of Government Financial Operations, U.S. Treasury Department. All Bonds signed by an agent must be accompanied by a certified copy of such agent's authority to act.
- B. If the surety on any Bond furnished by the CONTRACTOR is declared bankrupt or becomes insolvent or its right to do business is terminated in any state where any part of the WORK is located, the CONTRACTOR shall within 7 days thereafter substitute another Bond and Surety, which must be acceptable to the OWNER.
- C. All Bonds required by the Contract Documents to be purchased and maintained by CONTRACTOR shall be obtained from surety companies that are duly licensed or authorized in the State of Alaska to issue Bonds for the limits so required. Such surety companies shall also meet such additional requirements and qualifications as may be provided in the Supplementary General Conditions. The City Engineer may, on behalf of the OWNER, notify the surety of any potential default or liability.

5.2 INSURANCE

- A. The CONTRACTOR shall purchase and maintain the insurance required under this paragraph. Such insurance shall include the specific coverages set out herein and be written for not less than the limits of liability and coverages provided in the Supplementary General Conditions, or required by law, whichever are greater. All insurance shall be maintained continuously during the life of the Agreement up to the date of Final Completion and at all times thereafter when the CONTRACTOR may be correcting, removing, or replacing Defective WORK in accordance with Paragraph 13.6, but the CONTRACTOR's liabilities under this Agreement shall not be deemed limited in any way to the insurance coverage required.
- B. All insurance required by the Contract Documents to be purchased and maintained by the CONTRACTOR shall be obtained from insurance companies that are duly licensed or authorized in the State of Alaska to issue insurance policies for the limits and coverages so required. Such insurance companies shall have a current Best's Rating of at least an "A" (Excellent) general policy holder's rating and a Class VII financial size category and shall also meet such additional requirements and qualifications as may be provided in the Supplementary General Conditions.
- C. The CONTRACTOR shall furnish the OWNER with certificates showing the type, amount, class of operations covered, effective dates and dates of expiration of policies. All of the policies of insurance so required to be purchased and maintained (or the certificates or other

SECTION 00700 - GENERAL CONDITIONS

evidence thereof) shall contain a provision or endorsement that the coverage afforded will not be cancelled, reduced in coverage, or renewal refused until at least 30 days' prior written notice has been given to the OWNER by certified mail. All such insurance required herein (except for Workers' Compensation and Employer's Liability) shall name the OWNER, its Consultants and subconsultants and their officers, directors, agents, and employees as "additional insureds" under the policies. The CONTRACTOR shall purchase and maintain the following insurance:

1. Workers' Compensation and Employer's Liability. This insurance shall protect the CONTRACTOR against all claims under applicable state workers' compensation laws. The CONTRACTOR shall also be protected against claims for injury, disease, or death of employees which, for any reason, may not fall within the provisions of a Workers' Compensation law. This policy shall include an "all states" endorsement. The CONTRACTOR shall require each Subcontractor similarly to provide Workers' Compensation Insurance for all of the latter's employees to be engaged in such WORK unless such employees are covered by the protection afforded by the CONTRACTOR's Workers' Compensation Insurance. In case any class of employees is not protected, under the Workers' Compensation Statute, the CONTRACTOR shall provide and shall cause each Subcontractor to provide adequate employer's liability insurance for the protection of such of its employees as are not otherwise protected.
2. Commercial General Liability. This insurance shall be written in comprehensive form and shall protect the CONTRACTOR against all claims arising from injuries to persons other than its employees or damage to property of the OWNER or others arising out of any act or omission of the CONTRACTOR or its agents, employees, or Subcontractors. The policy shall contain no exclusions for any operations within the scope of this contract.
3. Comprehensive Automobile Liability. This insurance shall be written in comprehensive form and shall protect the CONTRACTOR against all claims for injuries to members of the public and damage to property of others arising from the use of motor vehicles, and shall cover operation on or off the site of all motor vehicles licensed for highway use, whether they are owned, non-owned, or hired. Coverage for hired motor vehicles should include endorsement covering liability assumed under this Agreement.
4. Subcontractor's Commercial General Liability Insurance and Commercial Automobile Liability Insurance. The CONTRACTOR shall either require each of its Subcontractors to procure and to maintain Subcontractor's Commercial General Liability and Property Damage Insurance and Vehicle Liability Insurance of the type and in the amounts specified in the Supplementary General Conditions or insure the activities of its Subcontractors in the CONTRACTOR's own policy, in like amount.
5. Builder's Risk. This insurance shall be of the "all risks" type, shall be written in completed value form, and shall protect the CONTRACTOR, the OWNER, and the ENGINEER, against risks of damage to buildings, structures, and materials and equipment. The amount of such insurance shall be not less than the insurable value of the WORK at completion. Builder's risk insurance shall provide for losses to be payable to the CONTRACTOR and the OWNER, as their interests may appear. The policy shall contain a provision that in the event of payment for any loss under the

SECTION 00700 - GENERAL CONDITIONS

coverage provided, the insurance company shall have no rights of recovery against the CONTRACTOR, the OWNER, and the ENGINEER. The Builder's Risk policy shall insure against all risks of direct physical loss or damage to property from any external cause including flood and earthquake. Allowable exclusions, if any, shall be as specified in the Supplementary General Conditions.

ARTICLE 6 CONTRACTOR'S RESPONSIBILITIES

6.1 SUPERVISION AND SUPERINTENDENCE

- A. The CONTRACTOR shall supervise, inspect, and direct the WORK competently and efficiently, devoting such attention thereto and applying such skills and expertise as may be necessary to perform the WORK in accordance with the Contract Documents. The CONTRACTOR shall be solely responsible for the means, methods, techniques, sequences, and procedures of construction and safety precautions and programs incidental thereto. The CONTRACTOR shall be responsible to see that the completed WORK complies accurately with the Contract Documents.
- B. The CONTRACTOR shall designate in writing and keep on the WORK site at all times during its progress a technically qualified, English-speaking superintendent, who is an employee of the CONTRACTOR and who shall not be replaced without written notice to the OWNER and the ENGINEER. The superintendent will be the CONTRACTOR's representative at the site and shall have authority to act on behalf of the CONTRACTOR. All communications given to the superintendent shall be as binding as if given to the CONTRACTOR. The CONTRACTOR shall issue all its communications to the OWNER through the ENGINEER and the ENGINEER only.
- C. The CONTRACTOR's superintendent shall be present at the site of the WORK at all times while WORK is in progress. Failure to observe this requirement shall be considered suspension of the WORK by the CONTRACTOR until such time as such superintendent is again present at the site.

6.2 LABOR, MATERIALS, AND EQUIPMENT

- A. The CONTRACTOR shall provide competent, suitably qualified personnel to survey and lay out the WORK and perform construction as required by the Contract Documents. The CONTRACTOR shall furnish, erect, maintain, and remove the construction plant and any temporary works as may be required. The CONTRACTOR shall at all times maintain good discipline and order at the site. Except in connection with the safety or protection of persons or the WORK or property at the site or adjacent thereto, and except as otherwise indicated in the Contract Documents, all WORK at the site shall be performed during regular working hours, and the CONTRACTOR will not permit overtime work or the performance of work on Saturday, Sunday, or any legal holiday without the OWNER's written consent. The CONTRACTOR shall apply for this consent through the ENGINEER.
- B. Except as otherwise provided in this Paragraph, the CONTRACTOR shall receive no additional compensation for overtime work, i.e., work in excess of 8 hours in any one calendar day or 40 hours in any one calendar week, even though such overtime work may be required under emergency conditions and may be ordered by the ENGINEER in writing.

SECTION 00700 - GENERAL CONDITIONS

Additional compensation will be paid the CONTRACTOR for overtime work only in the event extra work is ordered by the ENGINEER and the Change Order specifically authorizes the use of overtime work and then only to such extent as overtime wages are regularly being paid by the CONTRACTOR for overtime work of a similar nature in the same locality.

- C. All costs of inspection and testing performed during overtime work by the CONTRACTOR which is allowed solely for the convenience of the CONTRACTOR shall be borne by the CONTRACTOR. The OWNER shall have the authority to deduct the cost of all such inspection and testing from any partial payments otherwise due to the CONTRACTOR.
 - D. Unless otherwise specified in the Contract Documents, the CONTRACTOR shall furnish and assume full responsibility for all materials, equipment, labor, transportation, construction equipment and machinery, tools, appliances, fuel, power, light, heat, telephone, water, sanitary facilities, and all other facilities and incidentals necessary for the furnishing, performance, testing, start-up, and completion of the WORK.
 - E. All materials and equipment to be incorporated into the WORK shall be of good quality and new, except as otherwise provided in the Contract Documents. All warranties and guarantees specifically called for by the Specifications shall expressly run to the benefit of the OWNER. If required by the ENGINEER, the CONTRACTOR shall furnish satisfactory evidence (including reports of required tests) as to the kind and quality of materials and equipment. All materials and equipment shall be applied, installed, connected, erected, used, cleaned, and conditioned in accordance with the instructions of the applicable Supplier except as otherwise provided in the Contract Documents; but no provisions of any such instructions will be effective to assign to the ENGINEER, or any of the ENGINEER consultants, agents, or employees, any duty or authority to supervise or direct the furnishing or performance of the WORK or any duty or authority to undertake responsibility contrary to the provisions of Paragraphs 9.9C and 9.9D.
 - F. The CONTRACTOR shall at all times employ sufficient labor and equipment for prosecuting the several classes of WORK to full completion in the manner and time set forth in and required by these specifications. All workers shall have sufficient skill and experience to perform properly the WORK assigned to them. Workers engaged in special WORK, or skilled WORK, shall have sufficient experience in such WORK and in the operation of the equipment required to perform all WORK, properly and satisfactorily.
 - G. Any person employed by the CONTRACTOR or by any Subcontractor who, in the opinion of the ENGINEER, does not perform the WORK in a proper and skillful manner, or is intemperate or disorderly shall, at the written request of the ENGINEER, be removed forthwith by the CONTRACTOR or Subcontractor employing such person, and shall not be employed again in any portion of the WORK without the approval of the ENGINEER. Should the CONTRACTOR fail to remove such person or persons as required above, or fail to furnish suitable and sufficient personnel for the proper prosecution of the WORK, the ENGINEER may suspend the WORK by written notice until such orders are complied with.
- 6.3 ADJUSTING PROGRESS SCHEDULE. The CONTRACTOR shall submit monthly updates of the progress schedule to the ENGINEER for acceptance in accordance with the provisions in Section 01300 - CONTRACTOR Submittals in the General Requirements.

SECTION 00700 - GENERAL CONDITIONS

- 6.4 SUBSTITUTES OR "OR-EQUAL" ITEMS. The CONTRACTOR shall submit proposed substitutes or "or-equal" items in accordance with the provisions in Section 01300 - CONTRACTOR Submittals in the General Requirements.
- 6.5 CONCERNING SUBCONTRACTORS, SUPPLIERS, AND OTHERS.
- A. The CONTRACTOR shall be responsible to the OWNER and the ENGINEER for the acts and omissions of its Subcontractors and their employees to the same extent as CONTRACTOR is responsible for the acts and omissions of its own employees. Nothing contained in this Paragraph shall create any contractual relationship between any Subcontractor and the OWNER or the ENGINEER nor relieve the CONTRACTOR of any liability or obligation under the prime contract.
- B. The CONTRACTOR shall perform not less than 40% of the WORK with its own forces (i.e., without subcontracting). The 40% requirement shall be understood to mean that the CONTRACTOR shall perform, with its own organization, WORK amounting to at least 40% of the awarded contract amount. The 40% requirement will be calculated based upon the total of the subcontract amounts submitted for contract award, and any other information requested by the OWNER from the apparent low bidder.
- 6.6 PERMITS
- A. Unless otherwise provided in the Supplementary General Conditions, the CONTRACTOR shall obtain and pay for all construction permits and licenses from the agencies having jurisdiction, including the furnishing of insurance and bonds if required by such agencies. The enforcement of such requirements under this contract shall not be made the basis for claims for additional compensation. The OWNER shall assist the CONTRACTOR, when necessary, in obtaining such permits and licenses. The CONTRACTOR shall pay all governmental charges and inspection fees necessary for the prosecution of the WORK, which are applicable at the time of opening of Bids. The CONTRACTOR shall pay all charges of utility owners for connections to the WORK.
- B. These Contract Documents may require that the WORK be performed within the conditions and/or requirements of local, state and/or federal permits. These permits may be bound within the Contract Documents, included within the Contract Documents by reference, or included as part of the WORK, as designated in this Section. The CONTRACTOR is responsible for completing the WORK required for compliance with all permit requirements; this WORK is incidental to other items in the Contract Documents. Any reference to the PERMITTEE in the permits shall mean the CONTRACTOR. If any permits were acquired by the OWNER, this action was done to expedite the start of construction. If the CONTRACTOR does not complete the WORK within the specified permit window, the CONTRACTOR shall be responsible for the permit extension, and for completing any additional requirements placed upon the permit.
- C. The OWNER shall apply for, and obtain, the necessary building permit for this Project, however, the CONTRACTOR is responsible for scheduling and coordinating all necessary inspections. The CBJ Inspection number is 586-1703. All other provisions of this Section remain in effect.

SECTION 00700 - GENERAL CONDITIONS

- 6.7 **PATENT FEES AND ROYALTIES.** The CONTRACTOR shall pay all license fees and royalties and assume all costs incident to the use in the performance of the WORK or the incorporation in the WORK of any invention, design, process, product, software or device which is the subject of patent rights or copyrights held by others. If a particular invention, design, process, product, or device is specified in the Contract Documents for use in the performance of the WORK and if to the actual knowledge of the OWNER or the ENGINEER its use is subject to patent rights or copyrights calling for the payment of any license fee or royalty to others, the existence of such rights shall be disclosed by the OWNER in the Contract Documents. The CONTRACTOR shall indemnify, defend and hold harmless the OWNER and the ENGINEER and anyone directly or indirectly employed by either of them from and against all claims, damages, losses, and expenses (including attorneys' fees and court costs) arising out of any infringement of patent rights or copyrights incident to the use in the performance of the WORK or resulting from the incorporation in the WORK of any invention, design, process, product, or device not specified in the Contract Documents, and shall defend all such claims in connection with any alleged infringement of such rights.
- 6.8 **LAWS AND REGULATIONS.** The CONTRACTOR shall observe and comply with all federal, state, and local laws, ordinances, codes, orders, and regulations which in any manner affect those engaged or employed on the WORK, the materials used in the WORK, or the conduct of the WORK. If any discrepancy or inconsistency should be discovered in this contract in relation to any such law, ordinance, code, order, or regulation, the CONTRACTOR shall report the same in writing to the ENGINEER. The CONTRACTOR shall indemnify, defend, and hold harmless the OWNER, the ENGINEER, and their officers, agents, and employees against all claims or liability arising from violation of any such law, ordinance, code, order, or regulation, whether by CONTRACTOR or by its employees, Subcontractors, or third parties. Any particular law or regulation specified or referred to elsewhere in the Contract Documents shall not in any way limit the obligation of the CONTRACTOR to comply with all other provisions of federal, state, and local laws and regulations. The OWNER may, per AS 36.30, audit the CONTRACTOR's or Subcontractor(s) records that are related to the cost or pricing data for this contract, all related Change Orders, and/or contract modifications.
- 6.9 **TAXES.** The CONTRACTOR shall pay all sales, consumer, use, and other similar taxes required to be paid by the CONTRACTOR in accordance with the Laws and Regulations of the place of the Project which are applicable during the performance of the WORK.
- 6.10 **USE OF PREMISES.** The CONTRACTOR shall confine construction equipment, the storage of materials and equipment, and the operations of workers to (1) the Project site, (2) the land and areas identified in and permitted by the Contract Documents, and (3) the other land and areas permitted by Laws and Regulations, rights-of-way, permits, leases and easements. The CONTRACTOR shall assume full responsibility for any damage to any such land or area, or to the owner or occupant thereof or of any land or areas contiguous thereto, resulting from the performance of the WORK. Should any claim be made against the OWNER or the ENGINEER by any such owner or occupant because of the performance of the WORK, the CONTRACTOR shall promptly attempt to settle with such other party by agreement or otherwise resolve the claim through litigation. The CONTRACTOR shall, to the fullest extent permitted by Laws and Regulations, indemnify, defend, and hold the OWNER and the ENGINEER harmless from and against all claims, damages, losses, and expenses (including, but not limited to, fees of engineers attorneys, and other professionals and court costs) arising directly, indirectly, or consequentially out of any action, legal or equitable, brought by any such owner or occupant against the OWNER, the ENGINEER, their Consultants, Sub-consultants,

SECTION 00700 - GENERAL CONDITIONS

and the officers, directors, employees and agents of each and any of them to the extent caused by or based upon the CONTRACTOR's performance of the WORK.

6.11 SAFETY AND PROTECTION

- A. The CONTRACTOR shall be responsible for initiating, maintaining, and supervising all safety precautions and programs in connection with the WORK. The CONTRACTOR shall take all necessary precautions for the safety of, and shall provide the necessary protection to prevent damage, injury or loss to:
1. all employees on the WORK and other persons and organizations who may be affected thereby;
 2. all the WORK and materials and equipment to be incorporated therein, whether in storage on or off the site; and
 3. other property at the site or adjacent thereto, including trees, shrubs, lawns, walks, pavements, roadways, structures, and utilities not designated for removal, relocation, or replacement in the course of construction.
- B. The CONTRACTOR shall comply with all applicable Laws and Regulations whether referred to herein or not) of any public body having jurisdiction for the safety of persons or property or to protect them from damage, injury, or loss and shall erect and maintain all necessary safeguards for such safety and protection. The CONTRACTOR shall notify owners of adjacent property and utilities when prosecution of the WORK may affect them, and shall cooperate with them in the protection, removal, relocation, and replacement of their property.
- C. The CONTRACTOR shall designate a qualified and experienced safety representative at the site whose duties and responsibilities shall be the prevention of accidents and the maintaining and supervising of safety precautions and program.
- D. Materials that contain hazardous substances or mixtures may be required on the WORK. A Material Safety Data Sheet shall be requested by the CONTRACTOR from the manufacturer of any hazardous product used.
- E. Material usage shall be accomplished with strict adherence to all safety requirements and all manufacturer's warnings and application instructions listed on the Material Safety Data Sheet and on the product container label.
- F. The CONTRACTOR shall be responsible for coordinating communications on any exchange of Material Safety Data Sheets or other hazardous material information that is required to be made available to, or exchanged between, or among, employers at the site in accordance with Laws or Regulations.
- G. The CONTRACTOR shall notify the ENGINEER if it considers a specified product or its intended usage to be unsafe. This notification must be given to the ENGINEER prior to the product being ordered, or if provided by some other party, prior to the product being incorporated in the WORK.

SECTION 00700 - GENERAL CONDITIONS

6.12 SHOP DRAWINGS AND SAMPLES

- A. After checking and verifying all field measurements and after complying with applicable procedures specified in the General Requirements, the CONTRACTOR shall submit to the ENGINEER for review, all Shop Drawings in accordance with Section 01300 - CONTRACTOR Submittals in the General Requirements.
- B. The CONTRACTOR shall also submit to the ENGINEER for review all samples in accordance with Section 01300 - CONTRACTOR Submittals in the General Requirements.
- C. Before submittal of each shop drawing or sample, the CONTRACTOR shall have determined and verified all quantities, dimensions, specified performance criteria, installation requirements, materials, catalog numbers, and similar data with respect thereto and reviewed or coordinated each Shop Drawing or sample with other Shop Drawings and samples and with the requirements of the WORK and the Contract Documents.

6.13 CONTINUING THE WORK. The CONTRACTOR shall carry on the WORK and adhere to the progress schedule during all disputes or disagreements with the OWNER. No work shall be delayed or postponed pending resolution of any disputes or disagreements, except as the CONTRACTOR and the OWNER may otherwise agree in writing.

6.14 INDEMNIFICATION

- A. To the fullest extent permitted by Laws and Regulations, the CONTRACTOR shall indemnify, defend, and hold harmless the OWNER, the ENGINEER, their Consultants, Sub-consultants and the officers, directors, employees, and agents of each and any of them, against and from all claims and liability arising under, by reason of or incidentally to the contract or any performance of the WORK, but not from the sole negligence or willful misconduct of the OWNER, and the ENGINEER. Such indemnification by the CONTRACTOR shall include but not be limited to the following:
 - 1. Liability or claims resulting directly or indirectly from the negligence or carelessness of the CONTRACTOR, its employees, or agents in the performance of the WORK, or in guarding or maintaining the same, or from any improper materials, implements, or appliances used in its construction, or by or on account of any act or omission of the CONTRACTOR, its employees, agents, or third parties;
 - 2. Liability or claims arising directly or indirectly from bodily injury, occupational sickness or disease, or death of the CONTRACTOR's or Subcontractor's own employees engaged in the WORK resulting in actions brought by or on behalf of such employees against the OWNER, and the ENGINEER;
 - 3. Liability or claims arising directly or indirectly from or based on the violation of any law, ordinance, regulation, order, or decree, whether by the CONTRACTOR, its employees, or agents;
 - 4. Liability or claims arising directly or indirectly from the use or manufacture by the CONTRACTOR, its employees, or agents in the performance of this contract of any copyrighted or non-copyrighted composition, secret process, patented or non-patented invention, computer software, article, or appliance, unless otherwise specifically stipulated in this contract.

SECTION 00700 - GENERAL CONDITIONS

5. Liability or claims arising directly or indirectly from the breach of any warranties, whether express or implied, made to the OWNER or any other parties by the CONTRACTOR, its employees, or agents;
 6. Liabilities or claims arising directly or indirectly from the willful or criminal misconduct of the CONTRACTOR, its employees, or agents; and,
 7. Liabilities or claims arising directly or indirectly from any breach of the obligations assumed herein by the CONTRACTOR.
- B. The CONTRACTOR shall reimburse the ENGINEER and the OWNER for all costs and expenses, (including but not limited to fees and charges of engineers, attorneys, and other professionals and court costs including all costs of appeals) incurred by said OWNER, and the ENGINEER in enforcing the provisions of this Paragraph 6.14.
- C. The indemnification obligation under this Paragraph 6.14 shall not be limited in any way by any limitation of the amount or type of damages, compensation, or benefits payable by or for the CONTRACTOR or any such Subcontractor or other person or organization under workers' compensation acts, disability benefit acts, or other employee benefit acts.
- 6.15 **CONTRACTOR'S DAILY REPORTS.** The CONTRACTOR shall complete a daily report indicating total manpower for each construction trade, major equipment on site, each Subcontractor's manpower, weather conditions, etc., involved in the performance of the WORK. The daily report shall be completed on forms provided by the ENGINEER and shall be submitted to the ENGINEER at the conclusion of each workday. The report should comment on the daily progress and status of the WORK within each major component of the WORK. These components will be decided by the ENGINEER. CONTRACTOR shall record the name, affiliation, time of arrival and departure, and reason for visit for all visitors to the location of the WORK.
- 6.16 **ASSIGNMENT OF CONTRACT.** The CONTRACTOR shall not assign, sublet, sell, transfer, or otherwise dispose of the contract or any portion thereof, or its right, title, or interest therein, or obligations thereunder, without the written consent of the OWNER except as imposed by law. If the CONTRACTOR violates this provision, the contract may be terminated at the option of the OWNER. In such event, the OWNER shall be relieved of all liability and obligations to the CONTRACTOR and to its assignee or transferee, growing out of such termination.
- 6.17 **CONTRACTOR'S RESPONSIBILITY FOR UTILITY PROPERTY AND SERVICES.** It is understood that any turn-on or turn-off, line locates and any other work or assistance necessary by the CBJ Water Utilities Division, will be at the CONTRACTOR's expense unless otherwise stated in the bid documents. All cost must be agreed to prior to any related actions, and will be considered incidental to the project cost. Billing to the CONTRACTOR will be direct from the CBJ Water Utilities Division.
- 6.18 **OPERATING WATER SYSTEM VALVES**
- A. The CONTRACTOR shall submit a written request, to the ENGINEER, for approval to operate any valve on any in-service section of the CBJ water system. The request must be submitted at least 24-hours prior to operating any valves. The CBJ Water Utilities Division reserves the right to approve or deny the request. The request shall specifically identify each valve to be operated, the time of operation, and the operation to be performed. The

SECTION 00700 - GENERAL CONDITIONS

CONTRACTOR shall obtain the written approval of the ENGINEER for any scheduled operation before operating any valve.

- B. The CONTRACTOR shall be responsible for all damages, both direct and consequential, to the City or any other party, caused by unauthorized operation of any valve of the CBJ water system.

6.19 CONTRACTOR'S WORK SCHEDULE LIMITATIONS. Construction of Buildings and Projects. It is unlawful to operate any pile driver, power shovel, pneumatic hammer, derrick, power hoist, or similar heavy construction equipment before 7:00 a.m. or after 10:00 p.m., Monday through Friday, or before 9:00 a.m. or after 10:00 p.m., Saturday and Sunday, unless a permit shall first be obtained from the City and Borough Building Official. Such permit shall be issued by the Building Official only upon a determination that such operation during hours not otherwise permitted hereunder is necessary and will not result in unreasonable disturbance to surrounding residents.

ARTICLE 7 OTHER WORK

7.1 RELATED WORK AT SITE

- A. The OWNER may perform other work related to the Project at the site by the OWNER's own forces, have other work performed by utility owners, or let other direct contracts therefor which may contain General Conditions similar to these. If the fact that such other work is to be performed was not noted in the Contract Documents, written notice thereof will be given to the CONTRACTOR prior to starting any such other work.
- B. The CONTRACTOR shall afford each other contractor who is a party to such a direct contract and each utility owner (or the OWNER, if the OWNER is performing the additional work with the OWNER's employees) proper and safe access to the site and a reasonable opportunity for the introduction and storage of materials and equipment and the execution of such work, and shall properly connect and coordinate the WORK with theirs. The CONTRACTOR shall do all cutting, fitting, and patching of the WORK that may be required to make its several parts come together properly and integrate with such other work. The CONTRACTOR shall not endanger any work of others by cutting, excavating, or otherwise altering their work and will only cut or alter their work with the written consent of the ENGINEER and the others whose work will be affected.
- C. If the proper execution or results of any part of the CONTRACTOR's work depends upon the work of any such other contractor or utility owner (or OWNER), the CONTRACTOR shall inspect and report to the ENGINEER in writing any delays, defects, or deficiencies in such other work that render it unavailable or unsuitable for such proper execution and results. The CONTRACTOR's failure to report such delays, defects, or deficiencies will constitute an acceptance of the other work as fit and proper for integration with the CONTRACTOR's work except for latent or nonapparent defects and deficiencies in the other work.

7.2 COORDINATION. If the OWNER contracts with others for the performance of other work on the Project at the site, the person or organization who will have authority and responsibility for coordination of the activities among the various prime contractors will be identified in the Supplementary General Conditions, and the specific matters to be covered by such authority and

SECTION 00700 - GENERAL CONDITIONS

responsibility will be itemized and the extent of such authority and responsibilities will be provided in the Supplementary General Conditions.

ARTICLE 8 OWNER'S RESPONSIBILITIES

8.1 COMMUNICATIONS

- A. The OWNER shall issue all its communications to the CONTRACTOR through the ENGINEER.
- B. The CONTRACTOR shall issue all its communications to the OWNER through the ENGINEER.

8.2 PAYMENTS. The OWNER shall make payments to the CONTRACTOR as provided in Paragraphs 14.5, 14.8, 14.9 and 14.10.

8.3 LANDS, EASEMENTS, AND SURVEYS. The OWNER's duties in respect of providing lands and easements and providing surveys to establish reference points are set forth in Paragraphs 4.1 and 4.5.

8.4 CHANGE ORDERS. The OWNER shall execute Change Orders as indicated in Paragraph 10.1F.

8.5 INSPECTIONS AND TESTS. The OWNER's responsibility in respect of inspections, tests, and approvals is set forth in Paragraph 13.3.

8.6 SUSPENSION OF WORK. In connection with the OWNER's right to stop WORK or suspend WORK, see Paragraphs 13.4 and 15.1.

8.7 TERMINATION OF AGREEMENT. Paragraphs 15.2 and 15.3 deal with the OWNER's right to terminate services of the CONTRACTOR.

ARTICLE 9 ENGINEER'S STATUS DURING CONSTRUCTION

9.1 OWNER'S REPRESENTATIVE. The ENGINEER will be the OWNER's representative during the construction period. The duties and responsibilities and the limitations of authority of the ENGINEER as the OWNER's representative during construction are set forth in the Contract Documents.

9.2 VISITS TO SITE. The ENGINEER will make visits to the site during construction to observe the progress and quality of the WORK and to determine, in general, if the WORK is proceeding in accordance with the Contract Documents. Exhaustive or continuous on-site inspections to check the quality or quantity of the WORK will not be required of the ENGINEER. The ENGINEER will not, during such visits, or as a result of such observations of the CONTRACTOR's WORK in progress, supervise, direct, or have control over the CONTRACTOR's WORK.

9.3 PROJECT REPRESENTATION. The ENGINEER may furnish an Inspector to assist in observing the performance of the WORK. The duties, responsibilities, and limitations of authority are as follows:

- A. Duties, Responsibilities and Limitations of Authority of Inspector

SECTION 00700 - GENERAL CONDITIONS

General. The Inspector, who is the ENGINEER's Agent, will act as directed by and under the supervision of the ENGINEER and will confer with the ENGINEER regarding its actions. The Inspector's dealings in matters pertaining to the on-site WORK shall, in general, be only with the ENGINEER and the CONTRACTOR, and dealings with Subcontractors shall only be through or with the full knowledge of the CONTRACTOR. Written communication with the OWNER will be only through or as directed by the ENGINEER.

Duties and Responsibilities. The Inspector may:

1. Review the progress schedule, list of Shop Drawing submittals and schedule of values prepared by the CONTRACTOR and consult with the ENGINEER concerning their acceptability.
2. Attend pre-construction conferences. Arrange a schedule of progress meetings and other job conferences as required in consultation with the ENGINEER and notify those expected to attend in advance. Attend meetings and maintain and circulate copies of minutes thereof.
3. Serve as the ENGINEER's liaison with the CONTRACTOR, working principally through the CONTRACTOR's superintendent and assist said superintendent in understanding the intent of the Contract Documents. Assist the ENGINEER in serving as the OWNER's liaison with the CONTRACTOR when the CONTRACTOR's operations affect the OWNER's on-site operations.
4. As requested by the ENGINEER, assist in obtaining from the OWNER additional details or information, when required at the site for proper execution of the WORK.
5. Receive and record date of receipt of Shop Drawings and samples, receive samples which are furnished at the site by the CONTRACTOR and notify the ENGINEER of their availability for examination.
6. Conduct on-site observations of the WORK in progress to assist the ENGINEER in determining if the WORK is proceeding in accordance with the Contract Documents.
7. Report to the ENGINEER whenever the Inspector believes that any WORK is unsatisfactory, faulty, or defective or does not conform to the Contract Documents, or does not meet the requirements of any inspection, tests or approval required to be made or has been damaged prior to final payment; and advise the ENGINEER when the Inspector believes WORK should be corrected or rejected or should be uncovered for observation, or requires special testing, inspection, or approval.
8. Verify that the tests, equipment, and systems startups and operating and maintenance instruction are conducted as required by the Contract Documents and in presence of the required personnel, and that the CONTRACTOR maintains adequate records thereof; observe, record and report to the ENGINEER appropriate details relative to the test procedures and start-ups.
9. Accompany visiting inspectors representing public or other agencies having jurisdiction over the WORK, record the outcome of these inspections, and report to the ENGINEER.
10. Transmit to the CONTRACTOR the ENGINEER's clarifications and interpretations of the Contract Documents.
11. Consider and evaluate the CONTRACTOR's suggestions for modifications in the Contract Documents and report them with recommendations to the ENGINEER.
12. Maintain at the job site orderly files for correspondence, reports of job conferences, Shop Drawings and sample submittals, reproductions of original Contract Documents

SECTION 00700 - GENERAL CONDITIONS

including all addenda, Change Orders, field orders, additional Drawings issued subsequent to the execution of the contract, the ENGINEER's clarifications and interpretations of the Contract Documents, progress reports, and other related documents.

13. Keep a diary or log book, recording hours on the job site, weather conditions, data relative to questions of extras or deductions, list all project visitors, daily activities, decisions, observations in general, and specific observations in more detail as in the case of performing and observing test procedures. Send copies to the ENGINEER.
14. Record names, addresses, and telephone numbers of the CONTRACTOR, Subcontractors, and major suppliers of materials and equipment.
15. Furnish the ENGINEER with periodic reports as required of progress of the WORK and the CONTRACTOR's compliance with the accepted progress schedule and schedule of CONTRACTOR submittals.
16. Consult with the ENGINEER in advance of scheduled major tests, inspections, or start of important phases of the WORK.
17. Report immediately to the ENGINEER upon the occurrence of any accident.
18. Review applications for payment with the CONTRACTOR for compliance with the established procedure for their submittal and forward them with recommendations to the ENGINEER, noting particularly their relation to the schedule of values, WORK completed, and materials and equipment delivered at the site but not incorporated in the WORK.
19. During the course of the WORK, verify that certificates, maintenance and operation manuals, and other data required to be assembled and furnished by the CONTRACTOR are applicable to the items actually installed; and deliver this material to the ENGINEER for its review and forwarding to the OWNER prior to final acceptance of the WORK.
20. Before the ENGINEER prepares a Certificate of Substantial Completion/Notice of Completion, as applicable, review the CONTRACTOR's punch list items requiring completion or correction and add any items that CONTRACTOR has omitted.
21. Conduct final inspection in the company of the ENGINEER, the OWNER, and the CONTRACTOR, and prepare a final punch list of items to be completed or corrected.
22. Verify that all items on the punch list have been completed or corrected and make recommendations to the ENGINEER concerning acceptance.

Limitations of Authority. Except upon written instruction of the ENGINEER, the Inspector:

1. Shall not authorize any deviation from the Contract Documents or approve any substitute material or equipment.
2. Shall not exceed limitations on the ENGINEER's authority as set forth in the Contract Documents.
3. Shall not undertake any of the responsibilities of the CONTRACTOR, Subcontractors or CONTRACTOR's superintendent, or expedite the WORK.
4. Shall not advise on or issue directions relative to any aspect of the means, methods, techniques, sequences, or procedures of construction unless such is specifically called for in the Contract Documents.
5. Shall not advise on or issue directions as to safety precautions and programs in connection with the WORK.

SECTION 00700 - GENERAL CONDITIONS

- 9.4 CLARIFICATIONS AND INTERPRETATIONS. The ENGINEER will issue with reasonable promptness such written clarifications or interpretations of the requirements of the Contract Documents (in the form of Drawings or otherwise) as the ENGINEER may determine necessary, which shall be consistent with, or reasonably inferred from, the overall intent of the Contract Documents.
- 9.5 AUTHORIZED VARIATIONS IN WORK. The ENGINEER may authorize variations in the WORK from the requirements of the Contract Documents. These may be accomplished by a Field Order and will require the CONTRACTOR to perform the WORK involved in a manner that minimizes the impact to the WORK and the contract completion date. If the CONTRACTOR believes that a Field Order justifies an increase in the Contract Price or an extension of the Contract Time, the CONTRACTOR may make a claim therefor as provided in Article 11 or 12.
- 9.6 REJECTING DEFECTIVE WORK. The ENGINEER will have authority to reject WORK which the ENGINEER believes to be defective and will also have authority to require special inspection or testing of the WORK as provided in Paragraph 13.3G, whether or not the WORK is fabricated, installed, or completed.
- 9.7 CONTRACTOR SUBMITTALS, CHANGE ORDERS, AND PAYMENTS
- A. In accordance with the procedures set forth in the General Requirements, the ENGINEER will review all CONTRACTOR submittals, including Shop Drawings, samples, substitutes, or "or equal" items, etc., in order to determine if the items covered by the submittals will, after installation or incorporation in the WORK, conform to the requirements of the Contract Documents and be compatible with the design concept of the completed project as a functioning whole as indicated by the Contract Documents. The ENGINEER's review will not extend to means, methods, techniques, sequences or procedures of construction or to safety precautions or programs incident thereto.
 - B. In connection with the ENGINEER's responsibilities as to Change Orders, see Articles 10, 11, and 12.
 - C. In connection with the ENGINEER's responsibilities in respect of Applications for Payment, see Article 14.
- 9.8 DECISIONS ON DISPUTES
- A. The ENGINEER will be the initial interpreter of the requirements of the Contract Documents and judge of the acceptability of the WORK thereunder. Claims, disputes, and other matters relating to the acceptability of the WORK; the interpretation of the requirements of the Contract Documents pertaining to the performance of the WORK; and those claims under Articles 11 and 12 in respect to changes in the Contract Price or Contract Time will be referred initially to the ENGINEER in writing with a request for formal decision in accordance with this paragraph, which the ENGINEER will render in writing within 30 days of receipt of the request. Written notice of each such claim, dispute, and other matter will be delivered by the CONTRACTOR to the ENGINEER promptly (but in no event later than 30 days) after the occurrence of the event giving rise thereto. Written supporting data will be submitted to the ENGINEER within 60 days after such occurrence unless the ENGINEER allows an additional period of time to ascertain more accurate data in support of the claim.

SECTION 00700 - GENERAL CONDITIONS

- B. The rendering of a decision by the ENGINEER with respect to any such claim, dispute, or other matter (except any which have been waived by the making or acceptance of final payment as provided in Paragraph 14.12) will be a condition precedent to any exercise by the OWNER or the CONTRACTOR of such rights or remedies as either may otherwise have under the Contract Documents or by Law or Regulations in respect of any such claim, dispute, or other matter.

9.9 LIMITATION ON ENGINEER'S RESPONSIBILITIES

- A. Neither the ENGINEER's authority to act under this Article or other provisions of the Contract Documents nor any decision made by the ENGINEER in good faith either to exercise or not exercise such authority shall give rise to any duty or responsibility of the ENGINEER to the CONTRACTOR, any Subcontractor, any Supplier, any surety for any of them, or any other person or organization performing any of the WORK.
- B. Whenever in the Contract Documents the terms "as ordered," "as directed," "as required," "as allowed," "as reviewed," "as approved," or terms of like effect or import are used, or the adjectives "reasonable," "suitable," "acceptable," "proper," or "satisfactory" or adjectives of like effect or import are used to describe a requirement, direction, review, or judgment of the ENGINEER as to the WORK, it is intended that such requirement, direction, review, or judgment will be solely to evaluate the WORK for compliance with the requirements of the Contract Documents, and conformance with the design concept of the completed Project as a functioning whole as indicated by the Contract Documents, unless there is a specific statement indicating otherwise. The use of any such term or adjective shall not be effective to assign to the ENGINEER any duty or authority to supervise or direct the performance of the WORK or any duty or authority to undertake responsibility contrary to the provisions of Paragraph 9.9C or 9.9D.
- C. The ENGINEER will not supervise, direct, control, or have authority over or be responsible for the CONTRACTOR's means, methods, techniques, sequences, or procedures of construction, or the safety precautions and programs incident thereto, or for any failure of the CONTRACTOR to comply with Laws and Regulations, applicable to the performance of the WORK. The ENGINEER will not be responsible for the CONTRACTOR's failure to perform the WORK in accordance with the Contract Documents.
- D. The ENGINEER will not be responsible for the acts or omissions of the CONTRACTOR nor of any Subcontractor, supplier, or any other person or organization performing any of the WORK.

SECTION 00700 - GENERAL CONDITIONS

ARTICLE 10 CHANGES IN THE WORK

10.1 GENERAL

- A. Without invalidating the Agreement and without notice to any surety, the OWNER may at any time or from time to time, order additions, deletions, or revisions in the WORK; these will be authorized by a written Field Order and/or a Change Order issued by the ENGINEER.
- B. If the CONTRACTOR believes that it is entitled to an increase or decrease in the Contract Price, or an extension or shortening in the Contract Time as the result of a Field Order, a claim may be made as provided in Articles 11 and 12.
- C. If the OWNER and CONTRACTOR agree on the value of any work, or the amount of Contract Time that should be allowed as a result of a Field Order, upon receiving written notice from the ENGINEER, the CONTRACTOR shall proceed so as to minimize the impact on and delays to the work pending the issuance of a Change Order.
- D. If the OWNER and the CONTRACTOR are unable to agree as to the extent, if any, of an increase or decrease in the Contract Price or an extension or shortening of the Contract Time that should be allowed as a result of a Field Order, the ENGINEER can direct the CONTRACTOR to proceed on the basis of Time and Materials so as to minimize the impact on and delays to WORK, and a claim may be made therefor as provided in Articles 11 and 12.
- E. The CONTRACTOR shall not be entitled to an increase in the Contract Price nor an extension of the Contract Time with respect to any work performed that is not required by the Contract Documents as amended, modified, supplemented by Change Order, except in the case of an emergency and except in the case of uncovering work as provided in Paragraph 13.3G.
- F. The OWNER and the CONTRACTOR shall execute appropriate Change Orders covering:
 - 1. changes in the WORK which are ordered by the OWNER pursuant to Paragraph 10.1A;
 - 2. changes required because of acceptance of Defective WORK under Paragraph 13.7;
 - 3. changes in the Contract Price or Contract Time which are agreed to by the parties;
 - 4. changes in the Contract Price or Contract Times which embody the substance of any written decision rendered by the ENGINEER pursuant to Paragraph 9.8.
- G. If notice of any change is required by the provisions of any Bond to be given to a surety, the giving of any such notice will be the CONTRACTOR's responsibility, and the amount of each applicable Bond shall be adjusted accordingly.

10.2 ALLOWABLE QUANTITY VARIATIONS

- A. In the event of an increase or decrease in Bid item quantity of a unit price contract, the total amount of WORK actually done or materials or equipment furnished shall be paid for according to the unit price established for such WORK under the Contract Documents,

SECTION 00700 - GENERAL CONDITIONS

wherever such unit price has been established; provided, that an adjustment in the Contract Price may be made for changes which result in an increase or decrease in excess of 25% of the estimated quantity of any major item of the WORK. Major Item is defined as any bid item amount that is ten percent (10%) or more of the total contract amount.

- B. In the event a part of the WORK is to be entirely eliminated and no lump sum or unit price is named in the Contract Documents to cover such eliminated work, the price of the eliminated work shall be agreed upon in writing by the OWNER and the CONTRACTOR. If the OWNER and the CONTRACTOR fail to agree upon the price of the eliminated work, said price shall be determined in accordance with the provisions of Article 11.

ARTICLE 11 CHANGE OF CONTRACT PRICE

11.1 GENERAL

- A. The Contract Price constitutes the total compensation payable to the CONTRACTOR for performing the WORK. All duties, responsibilities, and obligations assigned to or undertaken by the CONTRACTOR to complete the WORK shall be at its expense without change in the Contract Price.
- B. The Contract Price may only be changed by a Change Order. Any claim for an increase in the Contract Price shall be based on written notice delivered by the CONTRACTOR to the ENGINEER promptly (but in no event later than 7 days) after the start of the occurrence or the event giving rise to the claim and stating the general nature of the claim. Notice of the amount of the claim with supporting data shall be delivered within 14 days after such occurrence (unless the ENGINEER allows an additional period of time to ascertain more accurate data in support of the claim) and shall be accompanied by the CONTRACTOR's written statement that the amount claimed covers all known amounts (direct, indirect, and consequential) to which the CONTRACTOR is entitled as a result of said occurrence or event. All claims for adjustment in the Contract Price shall be determined by the ENGINEER in accordance with Paragraph 9.8A if the OWNER and the CONTRACTOR cannot otherwise agree on the amount involved. No claim for an adjustment in the Contract Price will be valid if not submitted in accordance with this Paragraph 11.1B.
- C. The value of any WORK covered by a Change Order or of any claim for an increase or decrease in the Contract Price shall be determined in one of the following ways:
 - 1. Where the WORK involved is covered by unit prices contained in the Contract Documents, by application of unit prices to the quantities of the items involved.
 - 2. By mutual acceptance of a lump sum, which may include an allowance for overhead and profit not necessarily in accordance with Paragraph 11.4.
 - 3. On the basis of the cost of WORK (determined as provided in Paragraphs 11.3) plus a CONTRACTOR's fee for overhead and profit (determined as provided in Paragraph 11.4).

- 11.2 COSTS RELATING TO WEATHER. The CONTRACTOR shall have no claims against the OWNER for damages for any injury to WORK, materials, or equipment, resulting from the action of the elements. If, however, in the opinion of the ENGINEER, the CONTRACTOR has made all reasonable efforts to protect the materials, equipment and work, the CONTRACTOR may be granted

SECTION 00700 - GENERAL CONDITIONS

a reasonable extension of Contract Time to make proper repairs, renewals, and replacements of the work, materials, or equipment.

11.3 COST OF WORK (BASED ON TIME AND MATERIALS)

- A. General. The term "cost of work" means the sum of all costs necessarily incurred and paid by the CONTRACTOR for labor, materials, and equipment in the proper performance of extra work. Except as otherwise may be agreed to in writing by the OWNER, such costs shall be in amounts no higher than those prevailing in the locality of the Project; shall include only the following items, and shall not include any of the costs itemized in Paragraph 11.5 EXCLUDED COSTS.
- B. Labor. The costs of labor will be the actual cost for wages prevailing for each craft or type of workers performing the extra work at the time the extra work is done, plus employer payments of payroll taxes, worker's compensation insurance, liability insurance, health and welfare, pension, vacation, apprenticeship funds, and other direct costs resulting from Federal, State or local laws, as well as assessments or benefits required by lawful collective bargaining agreements. Labor costs for equipment operators and helpers shall be paid only when such costs are not included in the invoice for equipment rental. The labor costs for forepersons shall be proportioned to all of their assigned work and only that applicable to extra work shall be paid. Non-direct labor costs including superintendence shall be considered part of the mark-up set out in paragraph 11.4.
- C. Materials. The cost of materials reported shall be at invoice or lowest current price at which materials are locally available and delivered to the job in the quantities involved, plus the cost of freight, delivery and storage, subject to the following:
1. Trade discounts available to the purchaser shall be credited to the OWNER notwithstanding the fact that such discounts may not have been taken by the CONTRACTOR.
 2. For materials secured by other than a direct purchase and direct billing to the purchaser, the cost shall be deemed to be the price paid to the actual supplier as determined by the ENGINEER. Mark-up except for actual costs incurred in the handling of such materials will not be allowed.
 3. Payment for materials from sources owned wholly or in part by the purchaser shall not exceed the price paid by the purchaser for similar materials from said sources on extra work items or the current wholesale price for such materials delivered to the work site, whichever price is lower.
 4. If in the opinion of the ENGINEER the cost of material is excessive, or the CONTRACTOR does not furnish satisfactory evidence of the cost of such material, then the cost shall be deemed to be the lowest current wholesale price for the quantity concerned delivered to the work site less trade discount. The OWNER reserves the right to furnish materials for the extra work and no claim shall be allowed by the CONTRACTOR for costs and profit on such materials.
- D. Equipment. The CONTRACTOR will be paid for the use of equipment at the rental rate listed for such equipment specified in the Supplementary General Conditions. Such rental rate will be used to compute payments for equipment whether the equipment is under the CONTRACTOR's control through direct ownership, leasing, renting, or another method of

SECTION 00700 - GENERAL CONDITIONS

acquisition. The rental rate to be applied for use of each item of equipment shall be the rate resulting in the least total cost to the OWNER for the total period of use. If it is deemed necessary by the CONTRACTOR to use equipment not listed in the publication specified in the Supplementary General Conditions, an equitable rental rate for the equipment will be established by the ENGINEER. The CONTRACTOR may furnish cost data which might assist the ENGINEER in the establishment of the rental rate.

1. All equipment shall, in the opinion of the ENGINEER, be in good working condition and suitable for the purpose for which the equipment is to be used.
 2. Before construction equipment is used on the extra work, the CONTRACTOR shall plainly stencil or stamp an identifying number thereon at a conspicuous location, and shall furnish to the ENGINEER, in duplicate, a description of the equipment and its identifying number.
 3. Unless otherwise specified, manufacturer's ratings and manufacturer approved modifications shall be used to classify equipment for the determination of applicable rental rates. Equipment which has no direct power unit shall be powered by a unit of at least the minimum rating recommended by the manufacturer.
 4. Individual pieces of equipment or tools having a replacement value of \$200 or less, whether or not consumed by use, shall be considered to be small tools and no payment will be made therefor.
 5. Rental time will not be allowed while equipment is inoperative due to breakdowns.
 6. Equipment Rental Rates. Unless otherwise agreed in writing, the CONTRACTOR will be paid for the use of equipment at the rental rate listed for such equipment specified in the current edition of the following reference publication: "Rental Rate Blue Book" as published by Dataquest (a company of the Dunn and Bradstreet Corporation), 1290 Ridder Park Drive, San Jose, CA 95131, telephone number (800) 227-8444.
- E. Equipment on the Work Site. The rental time to be paid for equipment on the work site shall be the time the equipment is in productive operation on the extra work being performed and, in addition, shall include the time required to move the equipment to the location of the extra work and return it to the original location or to another location requiring no more time than that required to return it to its original location; except, that moving time will not be paid if the equipment is used on other than the extra work, even though located at the site of the extra work. Loading and transporting costs will be allowed, in lieu of moving time, when the equipment is moved by means other than its own power, except that no payment will be made for loading and transporting costs when the equipment is used at the site of the extra work on other than the extra work. The following shall be used in computing the rental time of equipment on the work site.
1. When hourly rates are listed, any part of an hour less than 30 minutes of operation shall be considered to be 1/2-hour of operation, and any part of an hour in excess of 30 minutes will be considered one hour of operation.
 2. When daily rates are listed, any part of a day less than 4 hours operation shall be considered to be 1/2-day of operation. When owner-operated equipment is used to perform extra work to be paid for on a time and materials basis, the CONTRACTOR will be paid for the equipment and operator, as set forth in Paragraphs (3), (4), and (5), following.
 3. Payment for the equipment will be made in accordance with the provisions in Paragraph 11.3D, herein.

SECTION 00700 - GENERAL CONDITIONS

4. Payment for the cost of labor and subsistence or travel allowance will be made at the rates paid by the CONTRACTOR to other workers operating similar equipment already on the work site, or in the absence of such labor, established by collective bargaining agreements for the type of worker and location of the extra work, whether or not the operator is actually covered by such an agreement. A labor surcharge will be added to the cost of labor described herein in accordance with the provisions of Paragraph 11.3B, herein, which surcharge shall constitute full compensation for payments imposed by state and federal laws and all other payments made to or on behalf of workers other than actual wages.
 5. To the direct cost of equipment rental and labor, computed as provided herein, will be added the allowances for equipment rental and labor as provided in Paragraph 11.4, herein.
- F. Specialty Work. Specialty work is defined as that work characterized by extraordinary complexity, sophistication, or innovation or a combination of the foregoing attributes which are unique to the construction industry. The following shall apply in making estimates for payment for specialty work:
1. Any bid item of WORK to be classified as Specialty Work shall be listed as such in the Supplementary General Conditions. Specialty work shall be performed by an entity especially skilled in the work to be performed. After validation of invoices and determination of market values by the ENGINEER, invoices for specialty work based upon the current fair market value thereof may be accepted without complete itemization of labor, material, and equipment rental costs.
 2. When the CONTRACTOR is required to perform work necessitating special fabrication or machining process in a fabrication or a machine shop facility away from the job site, the charges for that portion of the work performed at the off-site facility may, by agreement, be accepted as specialty work and accordingly, the invoices for the work may be accepted without detailed itemization.
 3. All invoices for specialty work will be adjusted by deducting all trade discounts offered or available, whether the discounts were taken or not. In lieu of the allowances for overhead and profit specified in Paragraph 11.4, herein, an allowance of 5 percent will be added to invoices for specialty work.
- G. Sureties. All work performed hereunder shall be subject to all of the provisions of the Contract Documents and the CONTRACTOR's sureties shall be bound with reference thereto as under the original Agreement. Copies of all amendments to surety bonds or supplemental surety bonds shall be submitted to the OWNER for review prior to the performance of any work hereunder.

11.4 CONTRACTOR'S FEE

- A. Extra work ordered on the basis of time and materials will be paid for at the actual necessary cost as determined by the ENGINEER, plus allowances for overhead and profit. The allowance for overhead and profit shall include full compensation for superintendence, bond and insurance premiums, taxes, field office expense, extended overhead, home office overhead, and all other items of expense or cost not included in the cost of labor, materials, or equipment provided for under Paragraph 11.3. The allowance for overhead and profit will be made in accordance with the following schedule:

SECTION 00700 - GENERAL CONDITIONS

Actual Overhead and Profit Allowance

Labor	15 percent
Materials	10 percent
Equipment	10 percent

To the sum of the costs and mark-ups provided for in this Article, one percent shall be added as compensation for bonding.

- B. It is understood that labor, materials, and equipment may be furnished by the CONTRACTOR or by the Subcontractor on behalf of the CONTRACTOR. When all or any part of the extra work is performed by a Subcontractor, the allowance specified herein shall be applied to the labor, materials, and equipment costs of the Subcontractor, to which the CONTRACTOR may add 5 percent of the Subcontractor's total cost for the extra work. Regardless of the number of hierarchical tiers of Subcontractors, the 5 percent increase above the Subcontractor's total cost which includes the allowances for overhead and profit specified herein may be applied one time only.

11.5 EXCLUDED COSTS. The term "Cost of the Work" shall not include any of the following:

- A. Payroll costs and other compensation of CONTRACTOR's officers, executives, principals (of partnership and sole proprietorships), general managers, engineers, estimators, attorneys' auditors, accountants, purchasing and contracting agents, expenditures, timekeepers, clerks and other personnel employed by CONTRACTOR whether at the site or in CONTRACTOR's principal or a branch office for general administration of the work, or not specifically covered by paragraph 11.3, all of which are to be considered administrative costs covered by the CONTRACTOR's fee.
- B. Expenses of CONTRACTOR's principal and branch offices other than CONTRACTOR's office at the site.
- C. Any part of CONTRACTOR's capital expenses, including interest on CONTRACTOR's capital employed for the WORK and charges against CONTRACTOR for delinquent payments.
- D. Cost of premiums for all bonds and for all insurance whether or not CONTRACTOR is required by the Contract Documents to purchase and maintain the same (except for the cost of premiums covered by paragraph 11.4 above).
- E. Costs due to the negligence of CONTRACTOR , any Subcontractor, or anyone directly or indirectly employed by any of them or for whose acts any of them may be liable, including but not limited to, the correction of Defective WORK, disposal of materials or equipment wrongly supplied and making good any damage to property.
- F. Other overhead or general expense costs of any kind and the cost of any item not specifically and expressly included in paragraph 11.4.

SECTION 00700 - GENERAL CONDITIONS

ARTICLE 12 CHANGE OF CONTRACT TIME

12.1 GENERAL

- A. The Contract Time may only be changed by a Change Order. Any claim for an extension of the Contract Time (or Milestones) shall be based on written notice delivered by the CONTRACTOR to the ENGINEER promptly (but in no event later than 30 days) after the occurrence of the event giving rise to the claim and stating the general nature of the claim. Notice of the extent of the claim with supporting data shall be delivered within 60 days after such occurrence (unless the ENGINEER allows an additional period of time to ascertain more accurate data in support of the claim) and shall be accompanied by the CONTRACTOR's written statement that the adjustment claimed is the entire adjustment to which the CONTRACTOR has reason to believe it is entitled as a result of the occurrence of said event. All claims for adjustment in the Contract Time shall be determined by the ENGINEER in accordance with Paragraph 9.8 if the OWNER and the CONTRACTOR cannot otherwise agree. No claim for an adjustment in the Contract Time will be valid if not submitted in accordance with the requirements of this Paragraph 12.1A. An increase in Contract Time does not mean that the Contractor is due an increase in Contract Price. Only compensable time extensions will result in an increase in Contract Price.
- B. All time limits stated in the Contract Documents are of the essence of the Agreement.
- C. Where CONTRACTOR is prevented from completing any part of the WORK within the Contract Times (or Milestones) due to delay beyond the control of CONTRACTOR, the Contract Times (or Milestones) will be extended in an amount equal to the time lost on the critical path of the project due to such delay if a claim is made therefor as provided in paragraph 12.1. Delays beyond the control of CONTRACTOR shall include, but not be limited to, acts or neglect by OWNER, acts or neglect of utility owners or other contractors performing other work as contemplated by Article 7, fires, floods, epidemics, unprecedented weather conditions or acts of God. Delays attributable to and within the control of a Subcontractor or Supplier shall be deemed to be delays within the control of CONTRACTOR.
- D. Where CONTRACTOR is prevented from completing any part of the WORK within the Contract Times (or Milestones) due to delay beyond the control of both OWNER and CONTRACTOR, an extension of the Contract Times (or Milestones) in an amount equal to the time lost on the critical path of the project due to such delay shall be CONTRACTOR's sole and exclusive remedy for such delay. In no event shall the OWNER be liable to CONTRACTOR, any Subcontractor, any Supplier, or any other person or organization, or to any surety for or employee or agent of any of them, for damages arising out of or resulting from (i) delays caused by or within the control of CONTRACTOR, or (ii) delays beyond the control of both parties including but not limited to fires, floods, epidemics abnormal weather conditions, acts of God or acts or neglect by utility owners or other contractors performing other work as contemplated by Article 7.

12.2 EXTENSIONS OF TIME FOR DELAY DUE TO WEATHER. Contract Time may be extended by the ENGINEER because of delays in completion of the WORK due to unusually severe weather, provided that the CONTRACTOR shall, within 10 days of the beginning of any such delay, notify the ENGINEER in writing of the cause of delay and request an extension of Contract Time. The

SECTION 00700 - GENERAL CONDITIONS

ENGINEER will ascertain the facts and the extent of the delay and extend the time for completing the work when, in the ENGINEER's judgment, the findings of fact justify such an extension. Unprecedented, abnormal, or unusually severe weather will be defined as an event, or events, with a greater than 50-year recurrence interval, as determined by the National Weather Service, or equivalent State or Federal agency

ARTICLE 13 WARRANTY AND GUARANTEE; TESTS AND INSPECTIONS; CORRECTION, REMOVAL, OR ACCEPTANCE OF DEFECTIVE WORK

- 13.1 **WARRANTY AND GUARANTEE.** The CONTRACTOR warrants and guarantees to the OWNER and the ENGINEER that all work will be in accordance with the Contract Documents and will not be defective. Prompt notice of defects known to the OWNER or ENGINEER shall be given to the CONTRACTOR. All defective work, whether or not in place, may be rejected, corrected, or accepted as provided in this Article 13.
- 13.2 **ACCESS TO WORK.** OWNER, ENGINEER, their Consultants, sub-consultants, other representatives and personnel of OWNER, independent testing laboratories and governmental agencies with jurisdictional interests will have access to the WORK at reasonable times for their observation, inspecting and testing. CONTRACTOR shall provide them proper and safe conditions for such access and advise them of CONTRACTOR's site safety procedures and programs so that they may comply therewith as applicable.
- 13.3 **TESTS AND INSPECTIONS**
- A. The CONTRACTOR shall give the ENGINEER timely notice of readiness of the WORK for all required inspections, tests, or approvals, and shall cooperate with inspection and testing personnel to facilitate required inspections or tests.
- B. If Laws or Regulations of any public body having jurisdiction other than the OWNER require any WORK to specifically be inspected, tested, or approved, the CONTRACTOR shall pay all costs in connection therewith. The CONTRACTOR shall also be responsible for and shall pay all costs in connection with any inspection or testing required in connection with the OWNER's or the ENGINEER's acceptance of a Supplier of materials or equipment proposed as a substitution or (or-equal) to be incorporated in the WORK, or of materials or equipment submitted for review prior to the CONTRACTOR's purchase thereof for incorporation in the WORK. The cost of all inspections, tests, and approvals in addition to the above which are required by the Contract Documents shall be paid by the OWNER (unless otherwise specified).
- C. The ENGINEER will make, or have made, such inspections and tests as the ENGINEER deems necessary to see that the WORK is being accomplished in accordance with the requirements of the Contract Documents. Unless otherwise specified in the Supplementary General Conditions, the cost of such inspection and testing will be borne by the OWNER. In the event such inspections or tests reveal non-compliance with the requirements of the Contract Documents, the CONTRACTOR shall bear the cost of corrective measures deemed necessary by the ENGINEER, as well as the cost of subsequent reinspection and retesting. Neither observations by the ENGINEER nor inspections, tests, or approvals by others shall relieve the CONTRACTOR from the CONTRACTOR's obligation to perform the WORK in accordance with the Contract Documents.

SECTION 00700 - GENERAL CONDITIONS

- D. All inspections, tests, or approvals other than those required by Laws or Regulations of any public body having jurisdiction shall be performed by organizations acceptable to the ENGINEER and the CONTRACTOR.
 - E. If any WORK (including the work of others) that is to be inspected, tested, or approved is covered without written concurrence of the ENGINEER, it must, if requested by the ENGINEER, be uncovered for observation. Such uncovering shall be at the CONTRACTOR's expense unless the CONTRACTOR has given the ENGINEER timely notice of the CONTRACTOR's intention to perform such test or to cover the same and the ENGINEER has not acted with reasonable promptness in response to such notice.
 - F. If any WORK is covered contrary to the written request of the ENGINEER, it must, if requested by the ENGINEER, be uncovered for the ENGINEER's observation and recovered at the CONTRACTOR's expense.
 - G. If the ENGINEER considers it necessary or advisable that covered WORK be observed by the ENGINEER or inspected or tested by others, the CONTRACTOR, at the ENGINEER's request, shall uncover, expose, or otherwise make available for observation, inspection, or testing as the ENGINEER may require, that portion of the WORK in question, furnishing all necessary labor, material, and equipment. If it is found that such WORK is defective, the CONTRACTOR shall bear all direct, indirect, and consequential costs and damages of such uncovering, exposure, observation, inspection, and testing and of satisfactory reconstruction, including but not limited to fees and charges of engineers, attorneys, and other professionals. However, if such WORK is not found to be defective, the CONTRACTOR shall be allowed an increase in the Contract Price or an extension of the Contract Time, or both, directly attributable to such uncovering, exposure, observation, inspection, testing, and reconstruction; and, if the parties are unable to agree as to the amount or extent thereof, the CONTRACTOR may make a claim therefor as provided in Articles 11 and 12.
- 13.4 OWNER MAY STOP THE WORK. If the WORK is defective, or the CONTRACTOR fails to perform work in such a way that the completed WORK will conform to the Contract Documents, the OWNER may order the CONTRACTOR to stop the WORK, or any portion thereof, until the cause for such order has been eliminated; however, this right of the OWNER to stop the WORK shall not give rise to any duty on the part of the OWNER to exercise this right for the benefit of the CONTRACTOR or any other party.
- 13.5 CORRECTION OR REMOVAL OF DEFECTIVE WORK. If required by the ENGINEER, the CONTRACTOR shall promptly, either correct all defective work, whether or not fabricated, installed, or completed, or, if the WORK has been rejected by the ENGINEER, remove it from the site and replace it with non-defective work. The CONTRACTOR shall bear all direct, indirect and consequential costs and damages of such correction or removal, including but not limited to fees and charges of engineers, attorneys, and other professionals made necessary thereby.

SECTION 00700 - GENERAL CONDITIONS

13.6 ONE YEAR CORRECTION PERIOD

- A. If within one year after the date of Substantial Completion or such longer period of time as may be prescribed by Laws or Regulations or by the terms of any applicable special guarantee required by the Contract Documents or by any specific provision of the Contract Documents, any work is found to be defective, the CONTRACTOR shall promptly, without cost to the OWNER and in accordance with OWNER's written notification, (i) correct such Defective WORK, or, if it has been rejected by the OWNER, remove it from the site and replace it with non-defective work, and (ii) satisfactorily correct or remove and replace any damage to other work of others resulting therefrom. If the CONTRACTOR does not promptly comply with such notification, or in an emergency where delay would cause serious risk of loss or damage, the OWNER may have the Defective WORK corrected or the rejected WORK removed and replaced, and all direct, indirect, and consequential costs and damages of such removal and replacement including but not limited to fees and charges of engineers, attorneys and other professionals will be paid by the CONTRACTOR.
- B. Where Defective WORK (and damage to other WORK resulting therefrom) has been corrected, removed or replaced under this paragraph 13.6, the correction period hereunder with respect to such WORK will be extended for an additional period of one year after such correction or removal and replacement has been satisfactorily completed.

13.7 ACCEPTANCE OF DEFECTIVE WORK. If, instead of requiring correction or removal and replacement of defective work, the OWNER prefers to accept the WORK, the OWNER may do so. The CONTRACTOR shall bear all direct, indirect, and consequential costs attributable to the OWNER's evaluation of and determination to accept such defective work. If any such acceptance occurs prior to final payment, a Change Order will be issued incorporating the necessary revisions in the Contract Documents with respect to the WORK, and the OWNER shall be entitled to an appropriate decrease in the Contract Price.

ARTICLE 14 PAYMENTS TO CONTRACTOR AND COMPLETION

14.1 SCHEDULE OF VALUES (LUMP SUM PRICE BREAKDOWN). The schedule of values or lump sum price breakdown established as provided in the General Requirements shall serve as the basis for progress payments and will be incorporated into a form of Application for Payment acceptable to the ENGINEER.

14.2 UNIT PRICE BID SCHEDULE. Progress payments on account of Unit Price work will be based on the number of units completed.

14.3 APPLICATION FOR PROGRESS PAYMENT

- A. Unless otherwise prescribed by law, on the 25th of each month, the CONTRACTOR shall submit to the ENGINEER for review, an Application for Payment filled out and signed by the CONTRACTOR covering the WORK completed as of the date of the Application and accompanied by such supporting documentation as is required by the Contract Documents.
- B. The Application for Payment shall identify, as a sub-total, the amount of the CONTRACTOR'S Total Earnings to Date, plus the Value of Materials Stored at the Site which have not yet been incorporated in the WORK, and less a deductive adjustment for

SECTION 00700 - GENERAL CONDITIONS

materials installed which were not previously incorporated in the WORK, but for which payment was allowed under the provisions for payment for Materials Stored at the Site, but not yet incorporated in the WORK.

C. The Net Payment Due the CONTRACTOR shall be the above-mentioned subtotal from which shall be deducted the total amount of all previous payments made to the CONTRACTOR. Progress payments will be paid in full in accordance with Article 14 of the General Conditions until 90% of the Contract Price has been paid. The remaining 10% of the Contract Price amount may be withheld until:

1. final inspection has been made;
2. completion of the Project; and
3. acceptance of the Project by the OWNER.

D. The Value of Materials Stored at the Site shall be an amount equal to the specified percent of the value of such materials as set forth in the Supplementary General Conditions. Said amount shall be based upon the value of all acceptable materials and equipment not incorporated in the WORK but delivered and suitably stored at the site or at another location agreed to in writing; provided, each such individual item has a value of more than \$5,000.00 and will become a permanent part of the WORK. The Application for Payment shall also be accompanied by an invoice (including shipping), a certification that the materials meet the applicable contract specifications, and any evidence required by the OWNER that the materials and equipment are covered by appropriate property insurance and other arrangements to protect the OWNER's interest therein, all of which will be satisfactory to the OWNER. Payment for materials will not constitute final acceptance. It shall be the CONTRACTOR's responsibility to protect the material from damage, theft, loss, or peril while in storage. Unless otherwise prescribed by law, the Value of Materials Stored at the Site shall be paid at the invoice amount up to a maximum of 85% of the Contract Price for those items.

14.4 CONTRACTOR'S WARRANTY OF TITLE. The CONTRACTOR warrants and guarantees that title to all work, materials, and equipment covered by an Application for Payment, whether incorporated in the WORK or not, will pass to the OWNER no later than the time of payment free and clear of all liens.

14.5 REVIEW OF APPLICATIONS FOR PROGRESS PAYMENT

A. The ENGINEER will, within 7 days after receipt of each Application for Payment, either indicate in writing a recommendation of payment and present the Application to the OWNER, or return the Application to the CONTRACTOR indicating in writing the ENGINEER's reasons for refusing to recommend payment. In the later case, the CONTRACTOR may make the necessary corrections and resubmit the Application. If the ENGINEER still disagrees with a portion of the Application, it will submit the Application recommending the undisputed portion of the Application to the OWNER for payment and provide reasons for recommending non-payment of the disputed amount. Thirty days after presentation of the Application for Payment with the ENGINEER's recommendation, the amount recommended will (subject to the provisions of Paragraph 14.5B) become due and when due will be paid by the OWNER to the CONTRACTOR.

SECTION 00700 - GENERAL CONDITIONS

- B. The OWNER may refuse to make payment of the full amount recommended by the ENGINEER because claims have been made against the OWNER on account of the CONTRACTOR's performance of the WORK or Liens have been filed in connection with the WORK or there are other items entitling the OWNER to a credit against the amount recommended, but the OWNER must give the CONTRACTOR written notice within 7 days (with a copy to the ENGINEER) stating the reasons for such action.

14.6 PARTIAL UTILIZATION

- A. The OWNER shall have the right to utilize or place into service any item of equipment or other usable portion of the WORK prior to completion of the WORK. Whenever the OWNER plans to exercise said right, the CONTRACTOR will be notified in writing by the OWNER, identifying the specific portion or portions of the WORK to be so utilized or otherwise placed into service.
- B. It shall be understood by the CONTRACTOR that until such written notification is issued, all responsibility for care and maintenance of all of the WORK shall be borne by the CONTRACTOR. Upon issuance of said written notice of partial utilization, the OWNER will accept responsibility for the protection and maintenance of all such items or portions of the WORK described in the written notice.
- C. The CONTRACTOR shall retain full responsibility for satisfactory completion of the WORK, regardless of whether a portion thereof has been partially utilized by the OWNER and the CONTRACTOR's one year correction period shall commence only after the date of Substantial Completion for the WORK.

14.7 SUBSTANTIAL COMPLETION. When the CONTRACTOR considers the WORK ready for its intended use the CONTRACTOR shall notify the OWNER and the ENGINEER in writing that the WORK is substantially complete. The CONTRACTOR will attach to this request a list of all work items that remain to be completed and a request that the ENGINEER prepare a Notice of Completion. Within a reasonable time thereafter, the OWNER, the CONTRACTOR, and the ENGINEER shall make an inspection of the WORK to determine the status of completion. If the ENGINEER does not consider the WORK substantially complete, or the list of remaining work items to be comprehensive, the ENGINEER will notify the CONTRACTOR in writing giving the reasons therefor. If the ENGINEER considers the WORK substantially complete, the ENGINEER will prepare and deliver to the OWNER, for its execution and recording, the Notice of Completion signed by the ENGINEER and CONTRACTOR, which shall fix the date of Substantial Completion.

14.8 FINAL APPLICATION FOR PAYMENT. After the CONTRACTOR has completed all of the remaining work items referred to in Paragraph 14.7 and delivered all maintenance and operating instructions, schedules, guarantees, Bonds, certificates of inspection, record as-built documents (as provided in the General Requirements) and other documents, all as required by the Contract Documents, and after the ENGINEER has indicated that the WORK is acceptable, the CONTRACTOR may make application for final payment following the procedure for progress payments. The final Application for Payment shall be accompanied by all documentation called for in the Contract Documents, together with complete and legally effective releases or waivers (satisfactory to the OWNER) of all liens arising out of or filed in connection with the WORK.

SECTION 00700 - GENERAL CONDITIONS

14.9 FINAL PAYMENT AND ACCEPTANCE

- A. If, on the basis of the ENGINEER's observation of the WORK during construction and final inspection, and the ENGINEER's review of the final Application for Payment and accompanying documentation, all as required by the Contract Documents, the ENGINEER is satisfied that the WORK has been completed and the CONTRACTOR's other obligations under the Contract Documents have been fulfilled, the ENGINEER will, within 14 days after receipt of the final Application for Payment, indicate in writing the ENGINEER's recommendation of payment and present the Application to the OWNER for payment.
- B. After acceptance of the WORK by the OWNER's governing body, the OWNER will make final payment to the CONTRACTOR of the amount remaining after deducting all prior payments and all amounts to be kept or retained under the provisions of the Contract Documents, including the following items:
 - 1. Liquidated damages, as applicable.
 - 2. Two times the value of outstanding items of correction work or punch list items yet uncompleted or uncorrected, as applicable. All such work shall be completed or corrected to the satisfaction of the OWNER within the time stated on the Notice of Completion, otherwise the CONTRACTOR does hereby waive any and all claims to all monies withheld by the OWNER to cover the value of all such uncompleted or uncorrected items.

14.10 RELEASE OF RETAINAGE AND OTHER DEDUCTIONS

- A. After executing the necessary documents to initiate the lien period, and not more than 45 days thereafter (based on a 30-day lien filing period and 15-day processing time), the OWNER will release to the CONTRACTOR the retainage funds withheld pursuant to the Agreement, less any deductions to cover pending claims against the OWNER pursuant to Paragraph 14.5B.
- B. After filing of the necessary documents to initiate the lien period, the CONTRACTOR shall have 30 days to complete any outstanding items of correction work remaining to be completed or corrected as listed on a final punch list made a part of the Notice of Completion. Upon expiration of the 45 days, referred to in Paragraph 14.10A, the amounts withheld pursuant to the provisions of Paragraph 14.9B herein, for all remaining work items will be returned to the CONTRACTOR; provided, that said work has been completed or corrected to the satisfaction of the OWNER within said 30 days. Otherwise, the CONTRACTOR does hereby waive any and all claims for all monies withheld by the OWNER under the Contract to cover 2 times the value of such remaining uncompleted or uncorrected items.

14.11 CONTRACTOR'S CONTINUING OBLIGATION. The CONTRACTOR's obligation to perform and complete the WORK in accordance with the Contract Documents shall be absolute. Neither recommendation of any progress or final payment by the ENGINEER, nor the issuance of a Notice of Completion, nor any payment by the OWNER to the CONTRACTOR under the Contract Documents, nor any use or occupancy of the WORK or any part thereof by the OWNER, nor any act of acceptance by the OWNER nor any failure to do so, nor any review of a Shop Drawing or sample submittal, will constitute an acceptance of work not in accordance with the Contract Documents or a

SECTION 00700 - GENERAL CONDITIONS

release of the CONTRACTOR's obligation to perform the WORK in accordance with the Contract Documents.

- 14.12 FINAL PAYMENT TERMINATES LIABILITY OF OWNER. Final payment is defined as the last progress payment made to the CONTRACTOR for earned funds, less monies withheld as applicable, pursuant to Paragraph 14.10A. The acceptance by the CONTRACTOR of the final payment referred to in Paragraph 14.9 herein, shall be a release of the OWNER and its agents from all claims of liability to the CONTRACTOR for anything done or furnished for, or relating to, the WORK or for any act of neglect of the OWNER or of any person relating to or affecting the WORK, except demands against the OWNER for the remainder, if any, of the amounts kept or retained under the provisions of Paragraph 14.9 herein; and excepting pending, unresolved claims filed prior to the date of the Notice of Completion.

ARTICLE 15 SUSPENSION OF WORK AND TERMINATION

- 15.1 SUSPENSION OF WORK BY OWNER. The OWNER, acting through the ENGINEER, may, at any time and without cause, suspend the WORK or any portion thereof for a period of not more than 90 days by notice in writing to the CONTRACTOR. The CONTRACTOR shall resume the WORK on receipt from the ENGINEER of a notice of resumption of work. The CONTRACTOR shall be allowed an increase in the Contract Price or an extension of the Contract Time, or both, directly attributable to any suspension if the CONTRACTOR makes an approved claim therefor as provided in Articles 11 and 12.

15.2 TERMINATION OF AGREEMENT BY OWNER (CONTRACTOR DEFAULT)

- A. In the event of default by the CONTRACTOR, the OWNER may give 10 days written notice to the CONTRACTOR of OWNER's intent to terminate the Agreement and provide the CONTRACTOR an opportunity to remedy the conditions constituting the default. It shall be considered a default by the CONTRACTOR whenever CONTRACTOR shall: (1) declare bankruptcy, become insolvent, or assign its assets for the benefit of its creditors; (2) fail to provide materials or quality of work meeting the requirements of the Contract Documents; (3) disregard or violate provisions of the Contract Documents or ENGINEER's instructions; (4) fail to prosecute the WORK according to the approved progress schedule; or, (5) fail to provide a qualified superintendent, competent workers, or materials or equipment meeting the requirements of the Contract Documents. If the CONTRACTOR fails to remedy the conditions constituting default within the time allowed, the OWNER may then issue the Notice of Termination.
- B. In the event the Agreement is terminated in accordance with Paragraph 15.2A, herein, the OWNER may take possession of the WORK and may complete the WORK by whatever method or means the OWNER may select. The cost of completing the WORK shall be deducted from the balance which would have been due the CONTRACTOR had the Agreement not been terminated and the WORK completed in accordance with the Contract Documents. If such cost exceeds the balance which would have been due, the CONTRACTOR shall pay the excess amount to the OWNER. If such cost is less than the balance which would have been due, the CONTRACTOR shall not have claim to the difference.

SECTION 00700 - GENERAL CONDITIONS

- 15.3 **TERMINATION OF AGREEMENT BY OWNER (FOR CONVENIENCE).** The OWNER may terminate the Agreement at any time if it is found that reasons beyond the control of either the OWNER or CONTRACTOR make it impossible or against the OWNER's interests to complete the WORK. In such a case, the CONTRACTOR shall have no claims against the OWNER except: (1) for the value of work performed up to the date the Agreement is terminated; and, (2) for the cost of materials and equipment on hand, in transit, or on definite commitment, as of the date the Agreement is terminated which would be needed in the WORK and which meet the requirements of the Contract Documents. The value of work performed and the cost of materials and equipment delivered to the site, as mentioned above, shall be determined by the ENGINEER in accordance with the procedure prescribed for the making of the final application for payment and payment under Paragraphs 14.8 and 14.9.
- 15.4 **TERMINATION OF AGREEMENT BY CONTRACTOR.** The CONTRACTOR may terminate the Agreement upon 10 days written notice to the OWNER, whenever: 1) the WORK has been suspended under the provisions of Paragraph 15.1, herein, for more than 90 consecutive days through no fault or negligence of the CONTRACTOR, and notice to resume work or to terminate the Agreement has not been received from the OWNER within this time period; or, 2) the OWNER should fail to pay the CONTRACTOR any monies due him in accordance with the terms of the Contract Documents and within 60 days after presentation to the OWNER by the CONTRACTOR of a request therefor, unless within said 10-day period the OWNER shall have remedied the condition upon which the payment delay was based. In the event of such termination, the CONTRACTOR shall have no claims against the OWNER except for those claims specifically enumerated in Paragraph 15.3, herein, and as determined in accordance with the requirements of said paragraph.

ARTICLE 16 MISCELLANEOUS

- 16.1 **GIVING NOTICE.** Whenever any provision of the Contract Documents requires the giving of written notice, it will be deemed to have been validly given if delivered in person to the individual or to a member of the firm or to an officer of the corporation for whom it is intended, or if delivered at or sent by registered or certified mail, postage prepaid, to the last business address known to the giver of the notice.
- 16.2 **RIGHTS IN AND USE OF MATERIALS FOUND ON THE WORK**
- A. The CONTRACTOR may use on the Project, with ENGINEER's approval, such stone, gravel, sand, or other material determined suitable by the ENGINEER, as may be found in the excavation. The CONTRACTOR will be paid for the excavation of such material at the corresponding contract unit price. No additional payment will be made for utilizing the material from excavation as borrow, or select borrow.
 - B. The CONTRACTOR shall replace, at its own expense, with other acceptable material, all of that portion of the excavated material so removed and used which was needed for use on the project. No charge for the materials so used will be made against the CONTRACTOR except that the CONTRACTOR shall be responsible for payment of any royalties required.
 - C. The CONTRACTOR shall not excavate or remove any material from within the Project location which is not within the grading limits, as indicated by the slope and grade lines, without written authorization from the ENGINEER.

SECTION 00700 - GENERAL CONDITIONS

- D. In the event the CONTRACTOR has processed materials from OWNER-furnished sources in excess of the quantities required for performance of this contract, including any waste material produced as a by-product, the CBJ may retain possession of such materials without obligation to reimburse the CONTRACTOR for the cost of their production. When such materials are in a stockpile, the ENGINEER may require: That it remain in stockpile; the CONTRACTOR level such stockpile(s); or that the CONTRACTOR remove such materials and restore the premises to a satisfactory condition at the CONTRACTOR's expense. This provision shall not preclude the CBJ from arranging with the CONTRACTOR to produce material over and above the contract needs, payment for which shall be by written agreement between the CBJ and the CONTRACTOR.
- E. Unless otherwise provided, the material from any existing old structure may be used temporarily by the CONTRACTOR in the erection of the new structure. Such material shall not be cut or otherwise damaged except with the approval of the ENGINEER.
- 16.3 **RIGHT TO AUDIT.** If the CONTRACTOR submits a claim to the OWNER for additional compensation, the OWNER shall have the right, as a condition to considering the claim, and as a basis for evaluation of the claim, and until the claim has been settled, to audit the CONTRACTOR's books to the extent they are relevant. This right shall include the right to examine books, records, documents, and other evidence and accounting procedures and practices, sufficient to discover and verify all direct and indirect costs of whatever nature claimed to have been incurred or anticipated to be incurred and for which the claim has been submitted. The right to audit shall include the right to inspect the CONTRACTOR's plants, or such parts thereof, as may be or have been engaged in the performance of the WORK. The CONTRACTOR further agrees that the right to audit encompasses all subcontracts and is binding upon Subcontractors. The rights to examine and inspect herein provided for shall be exercisable through such representatives as the OWNER deems desirable during the CONTRACTOR's normal business hours at the office of the CONTRACTOR. The CONTRACTOR shall make available to the OWNER for auditing, all relevant accounting records and documents, and other financial data, and upon request, shall submit true copies of requested records to the OWNER.
- 16.4 **ARCHEOLOGICAL OR HISTORICAL DISCOVERIES.** When the CONTRACTOR's operation encounters prehistoric artifacts, burials, remains of dwelling sites, paleontological remains, such as shell heaps, land or sea mammal bones or tusks, or other items of historical significance, the CONTRACTOR shall cease operations immediately and notify the ENGINEER. No artifacts or specimens shall be further disturbed or removed from the ground and no further operations shall be performed at the site until so directed. Should the ENGINEER order suspension of the CONTRACTOR's operations in order to protect an archaeological or historical finding, or order the CONTRACTOR to perform extra work, such order(s) shall be covered by an appropriate contract change document.
- 16.5 **CONSTRUCTION OVER OR ADJACENT TO NAVIGABLE WATERS.** All work over, on, or adjacent to navigable waters shall be so conducted that free navigation of the waterways will not be interfered with and the existing navigable depths will not be impaired, except as allowed by permit issued the U.S. Coast Guard and/or the U.S. Army Corps of Engineers, as applicable.
- 16.6 **GRATUITY AND CONFLICT OF INTEREST.** The CONTRACTOR agrees to not extend any loan, gratuity or gift of money of any form whatsoever to any employee or elected official of the OWNER, nor will the CONTRACTOR rent or purchase any equipment or materials from any employee or

SECTION 00700 - GENERAL CONDITIONS

elected official of the OWNER, or to the best of the CONTRACTOR's knowledge, from any agent of any employee or elected official of the OWNER. Before final payment, the CONTRACTOR shall execute and furnish the OWNER an affidavit certifying that the CONTRACTOR has complied with the above provisions of the contract.

16.7 SUITS OF LAW CONCERNING THE WORK

- A. Should a suit of law be entered into, either by the CONTRACTOR (or the CONTRACTOR's surety) against the OWNER, or by the OWNER against the CONTRACTOR (or the CONTRACTOR's surety), the suit of law shall be tried in the First Judicial District of Alaska.
- B. If one of the questions at issue is the satisfactory performance of the work by the CONTRACTOR and should the appropriate court of law judge the work of the CONTRACTOR to be unsatisfactory, then the CONTRACTOR (or the CONTRACTOR's surety) shall reimburse the OWNER for all legal and all other expenses (as may be allowed and set by the court) incurred by the OWNER because of the suit of the law and, further, it is agreed that the OWNER may deduct such expense from any sum or sums then, or any that become due the CONTRACTOR under the contract.

16.8 CERTIFIED PAYROLLS

- A. All CONTRACTORs or Subcontractor who perform work on a public construction contract for the OWNER shall file a certified payroll with the Alaska Department of Labor before Friday of each week that covers the preceding week (Section 14-2-4 ACLA 1949; am Section 4 ch 142 SLA 1972).
- B. In lieu of submitting the State payroll form, the CONTRACTOR's standard payroll form may be submitted, provided it contains the information required by AS 36.05.040 and a statement that the CONTRACTOR is complying with AS 36.10.010.
- C. A contractor or subcontractor, who performs work on public construction in the State, as defined by AS 36.95.010(3), shall pay not less than the current prevailing rate of wages as issued by the Alaska Department of Labor before the end of the pay period. (AS 36.05.010).

16.9 PREVAILING WAGE RATES

- A. Wage rates for Laborers and Mechanics on Public Contracts, AS 36.05.070. The CONTRACTOR, or Subcontractors, shall pay all employees unconditionally and not less than once a week. Wages may not be less than those stated in Paragraph 16.8C, regardless of the contractual relationship between the CONTRACTOR or Subcontractors and laborers, mechanics, or field surveyors. The scale of wages to be paid shall be posted by the CONTRACTOR in a prominent, easily accessible place at the site of the WORK.
- B. Failure to Pay Agreed Wages, AS 36.05.080. If it is found that a laborer, mechanic, or field surveyor employed by the CONTRACTOR or Subcontractor has been, or is being, paid a rate or wages less than the established rate, the OWNER may, by written notice, terminate the CONTRACTOR or Subcontractors right to proceed with the work. The OWNER may prosecute the work to completion by contract or otherwise, and the CONTRACTOR and

SECTION 00700 - GENERAL CONDITIONS

sureties will be held liable to the OWNER for excess costs for completing the WORK. (Section 2 ch 52 SLA 1959).

- C. Listing Contractor's Who Violate Contracts, AS 36.05.090. In addition, a list giving the names of persons who have disregarded the rights of their employees shall be distributed to all departments of State government and all political subdivisions. No person appearing on this list, and no firm, corporation, partnership or association in which the person has an interest, may work as a CONTRACTOR or Subcontractor on a public construction contract for the State, or a political subdivision of the state, until three years after the date of publication of the list. (Section 3 ch 52 SLA 1959; am Section 9 ch 142 SLA).

16.10 EMPLOYMENT REFERENCE. Workers employed in the execution of the contract by the CONTRACTOR or by any Subcontractor under this contract shall not be required or permitted to labor more than 8 hours a day or 40 hours per week in violation of the provisions of the Alaska Wage and Hour Act, Section 23.10.060.

16.11 COST REDUCTION INCENTIVE

- A. At any time within 45 days after the date of the Notice of Award, the CONTRACTOR may submit to the ENGINEER in writing, proposals for modifying the plans, specifications, or other requirements of this contract for the sole purpose of reducing the total cost of construction. The cost reduction proposal shall not impair in any manner the essential functions or characteristics of the project, including but not limited to, service life, economy of operation, ease of maintenance, desired appearance or design and safety standards.
- B. The cost reduction proposal shall contain the following information:
1. Description of both the existing contract requirements for performing the WORK and the proposed changes.
 2. An itemization of the contract requirements that must be changed if the proposal is adopted.
 3. A detailed estimate of the time required and the cost of performing the WORK under both the existing contract and the proposed change.
 4. A statement of the date by which the CONTRACTOR must receive the decision from the OWNER on the cost reduction proposal.
 5. The contract items of WORK effected by the proposed changes including any quantity variations.
 6. A description and estimate of costs the OWNER may incur in implementing the proposed changes, such as test and evaluation and operating and support costs.
 7. A prediction of any effects the proposed change would have on future operations and maintenance costs to the OWNER.
- C. The provisions of this section shall not be construed to require the OWNER to consider any cost reduction proposal which may be submitted; nor will the OWNER be liable to the CONTRACTOR for failure to accept or act upon any cost reduction proposal submitted, or for delays to the work attributable to the consideration or implementation of any such proposal.

SECTION 00700 - GENERAL CONDITIONS

- D. If a cost reduction proposal is similar to a change in the plans or specifications for the project under consideration by the OWNER at the time the proposal is submitted, the OWNER will not accept such proposal and reserves the right to make such changes without compensation to the CONTRACTOR under the provisions of this section.
- E. The CONTRACTOR shall continue to perform the work in accordance with the requirements of the contract until an executed Change Order incorporating the cost reduction proposal has been issued. If any executed Change Order has not been issued by the date upon which the CONTRACTOR's cost reduction proposal specifies that a decision should be made by the OWNER, in writing, the cost reduction proposal shall be considered rejected.
- F. The OWNER, shall be the sole judge of the acceptability of a cost reduction proposal and of the estimated net savings in Contract Time and construction costs resulting from the adoption of all or any part of such proposal. Should the CONTRACTOR disagree with OWNER's decision on the cost reduction proposal, there is no further consideration. The OWNER reserves the right to make final determination.
- G. If the CONTRACTOR's cost reduction proposal is accepted in whole or in part, such acceptance will be made by a contract Change Order, which specifically states that the change is executed pursuant to this cost reduction proposal section. Such Change Order shall incorporate the changes in the plans and specifications which are necessary to permit the cost reduction proposal or such part of it as has been accepted to be put into effect and shall include any conditions upon which the OWNER's approval is based, if such approval is conditional. The Change Order shall also describe the estimated net savings in the cost of performing the work attributable to the cost reduction proposal, and shall further provide that the contract cost be adjusted by crediting the OWNER with the estimated net savings amount.
- H. Acceptance of the cost reduction proposal and performance of the work does not extend the time of completion of the contract, unless specifically provided in the Change Order authorizing the use of the submitted proposal. Should the adoption of the cost reduction proposal result in a Contract Time savings, the total Contract Time shall be reduced by an amount equal to the time savings realized.
- I. The amount specified to the CONTRACTOR in the Change Order accepted in the cost reduction proposal shall constitute full compensation for the performance of WORK. No claims for additional costs as a result of the changes specified in the cost reduction proposal shall be allowed.
- J. The OWNER reserves the right to adopt and utilize any approved cost reduction proposal for general use on any contract administered when it is determined suitable for such application. Cost reduction proposals identical, similar, or previously submitted will not be accepted for consideration if acceptance and compensation has previously been approved. The OWNER reserves the right to use all or part of any cost reduction proposal without obligation or compensation of any kind to the CONTRACTOR.
- K. The CONTRACTOR shall bear the costs, if any, to revise all bonds and insurance requirements for the project, to include the cost reduction WORK.

SECTION 00700 - GENERAL CONDITIONS

END OF SECTION

SECTION 00800 - SUPPLEMENTARY GENERAL CONDITIONS

GENERAL. These Supplementary General Conditions make additions, deletions, or revisions to the General Conditions as indicated herein. All provisions which are not so added, deleted, or revised remain in full force and effect. Terms used in these Supplementary General Conditions which are defined in the General Conditions have the meanings assigned to them in the General Conditions.

SGC 1 DEFINITIONS. *Remove* the definition for Contract Documents and *replace* with the following:

Contract Documents – The Table of Contents, Notice Inviting Bids, Instructions to Bidders, Bid Forms (including the Bid, Bid Schedule(s), Subcontractor Report, Bid Bond, and all required certificates and affidavits), Agreement, Performance Bond, Payment Bond, General Conditions, Supplementary General Conditions, Alaska Labor Standards, Reporting, and Prevailing Wage Rate Determination, Special Provisions, Standard Specifications, Technical Specifications, Drawings, Permits, and all Addenda, and Change Orders executed pursuant to the provisions of the Contract Documents.

SGC 2.2 COPIES OF DOCUMENTS. *Add* the following:

The OWNER shall furnish to the CONTRACTOR up to ten (10) copies of the Contract Documents which may include bound reduced Drawings, if any, together with up to five (5) sets of full-scale Drawings. The CBJ Contracts Office shall contact the CONTRACTOR after issuance of Notice of Intent to Award to determine how many copies are needed. Additional quantities of the Contract Documents and full-scale Drawings will be furnished at reproduction cost.

SGC 3.2 ORDER OF PRECEDENCE OF CONTRACT DOCUMENTS. *Remove* No. 12. Technical Specifications and No. 13. Drawings, and *add* the following:

12. Special Provisions Section
13. Standard Specifications for Civil Engineering Projects and Subdivision Improvements
December 2003 Edition with current Errata Sheets.
14. Drawings.

SGC 4.2 PHYSICAL CONDITIONS - SUBSURFACE AND EXISTING STRUCTURES. *Add* the following:

- C. In the preparation of the Contract Documents, the Engineer of Record has relied upon:
 1. The following report of exploration and tests of subsurface conditions at the site of the WORK:
 - a. Report prepared by R&M Engineering, Inc., entitled “Pioneer Avenue Geotechnical Investigation”, dated March 7, 2011. This report is available online at:
http://www.juneau.org/engineering_ftp/contracts/Contracts.php
 - b. Copies of the report may be examined at the office of the Contract Administrator during regular business hours. As provided in paragraph 4.2 of the General Conditions and as identified and established above, the CONTRACTOR may rely upon the accuracy of the technical data contained in this report, which is incorporated into the Contract Documents by reference. However, the interpretation of such technical data, including any interpolation or extrapolation thereof, together with non-technical data, interpretations and opinions contained in such reports or drawings, which are not a part of Contract Documents, or the completeness thereof, is the responsibility of the CONTRACTOR.

SECTION 00800 - SUPPLEMENTARY GENERAL CONDITIONS

2. Field measurements and visual inspection of the existing structures and surface conditions.

Add the following SGC 4.6:

SGC - 4.6 USE OF THE CBJ/STATE LEMON CREEK GRAVEL PIT. *Add* the following.

The CBJ/State Lemon Creek Gravel Pit is available for this Project.

SGC - 4.6 USE OF THE CBJ/STATE LEMON CREEK GRAVEL PIT. *Delete* paragraph C., and *replace* with the following paragraph C.

- C. CONTRACTORS deciding to use material from the CBJ/State pit shall provide an Individual Mining Plan prepared by a professional engineer registered in the State of Alaska. The Individual Mining Plan must be reviewed and approved by the CBJ, prior to commencing operations within the pit. CONTRACTORS shall also secure a Performance Bond to ensure compliance with contract provisions, including any Individual Mining Plan stipulations. The bond shall remain in full force and effect until a release is obtained from the CBJ. A \$10,000 cash processing restoration bond is required prior to screening or primary crushing operations.

Add the following SGC 4.7:

SGC 4.7 USE OF CITY/STATE STABLER'S POINT ROCK QUARRY. *Add* the following:

The CBJ/State Stabler's Point Rock Quarry is available for this Project.

Add the following SGC 4.7:

SGC 4.7 USE OF CITY/STATE STABLER'S POINT ROCK QUARRY.

- A. On City and Borough of Juneau construction projects, the CBJ may make unclassified material available to the CONTRACTOR, from the City/State Stabler's Point rock quarry, at a rate less than charged other customers. The CONTRACTOR is not required to use material from the CBJ/State quarry and the CBJ makes no guarantee as to the quantity or quality of material. For this Project, the price shall be \$1.60 per ton.
- B. The CONTRACTOR proposing to use material from the City/State quarry is required to be in good standing for all amounts owed to the CBJ, for previous gravel operations, prior to submitting a mining plan for approval. The CONTRACTOR using the quarry must comply with Conditional Use Permit USE2001-00022 and VAR2001-00017. Failure to meet these requirements, if so subject, shall be sufficient reason to deny use of the City/State Stabler's Point rock quarry as a rock source. To determine if your company is subject to these requirements, contact the CBJ Engineering Department, Rock Quarry Management, at 907-586-0883.
- C. The CONTRACTOR deciding to use material from the CBJ/State Stabler's Point rock quarry shall provide an Individual Mining Plan prepared by a professional engineer registered in the State of Alaska. The Individual Mining Plan must be reviewed and approved by the CBJ, prior to commencing operations with the pit. The CONTRACTOR shall also secure a Performance Bond to ensure compliance with contract provisions, including any Individual Mining Plan stipulations. The bond shall remain in full force and effect until a release is obtained from the CBJ. A \$10,000.00 cash processing restoration bond is required prior to screening or primary crushing operations.

SECTION 00800 - SUPPLEMENTARY GENERAL CONDITIONS

- D. The CONTRACTOR must submit an Individual Mining Plan that is in compliance with Conditional Use Permit No. USE 2001-00022 and VAR2001-00017 for rock extraction with the City/State Stabler's Point rock quarry. The CONTRACTOR must contact the CBJ Engineering Department for conditions for the extraction.
- E. The CONTRACTOR shall account for placement of materials removed from the quarry. The CBJ may require the CONTRACTOR to cross-check weight tickets, submit to an audit, or participate in other measures required by the CBJ to ensure accountability. Unprocessed overburden removed from the quarry will not be weighed. All other material mined will be measured by truck load or survey. The CONTRACTOR will be responsible for loading, screening and sorting their own material. Primary screening may be allowed in the quarry. Primary crushing may be allowed according to the conditions of the Conditional Use Permit No USE2001-00022.
- F. The rock quarry overhead charge shall be paid to the CBJ within 60 days after removing material from the quarry and prior to requesting and/or receiving final payment. Upon completion of the excavation the CONTRACTOR shall notify the CBJ, in writing, in sufficient time to perform a field-compliance examination prior to vacating the quarry. Any significant deviation from the stipulations of the Individual Mining Plan identified during the field inspection shall be corrected by the CONTRACTOR prior to release of the bond. A signed release from CBJ will be required prior to releasing the CONTRACTOR's bond.
- G. The City/State Stabler's Point rock quarry is a by-project operation. The hours of operation are stipulated in Conditional Use Permit No. USE2001-00022.
- H. All Contractors/Equipment Operators using the CBJ/State Stabler's Point rock quarry shall be in compliance with Federal Mine Safety and Health Administration regulations for quarry and gravel operations.

SGC 5.1 PERFORMANCE, PAYMENT, AND OTHER BONDS. The Contractor shall furnish Performance and Payment Bonds in the amount of 100% of the Bid.

SGC 5.2 INSURANCE AMOUNTS. The limits of liability for the insurance required by Paragraph 5.2 of the General Conditions shall provide coverage for not less than the following amounts or greater where required by Laws and Regulations. All certificates of insurance supplied to the OWNER shall state that the OWNER is named as **“Additional Insured for any and all work performed for the City & Borough of Juneau.”** The Additional Insured requirement does not apply to Workers Compensation insurance. NOTE: This requirement has changed. The OWNER no longer requires certificates of insurance referencing project names and contract numbers.

- A. Workers' Compensation: (under Paragraph 5.2C.1 of the General Conditions) as in accordance with AS 23.30.045: (Additional Insured requirements not necessary for Workers' Compensation coverage.)
 - 1. State: Statutory
 - 2. Applicable Federal (e.g., Longshore): Statutory

Note: If the WORK called for in the Contract Documents involves work in or on any navigable waters, the CONTRACTOR shall provide Workers' Compensation coverage which shall include coverage under the Longshore and Harbor Workers' Compensation Act, the Jones Act, and any other coverage required under Federal or State laws pertaining to

SECTION 00800 - SUPPLEMENTARY GENERAL CONDITIONS

workers in or on navigable waters.

- 3. Employers Liability
 - Bodily Injury by Accident: \$100,000.00 Each Accident
 - Bodily Injury by Disease: \$100,000.00 Each Employee
 - Bodily Injury by Disease: \$500,000.00 Policy Limit

- a. CONTRACTOR agrees to waive all rights of subrogation against the OWNER for WORK performed under contract.
- b. If CONTRACTOR directly utilizes labor outside of the State of Alaska in the prosecution of the WORK, "Other States" endorsement shall be required as a condition of the contract.

B. Commercial General Liability: (under Paragraph 5.2C.2 of the General Conditions):

- 1. General Policy

	\$1,000,000.00	Each Occurrence
	\$2,000,000.00	Annual Aggregate
- 2. Products/Completed Operations

	\$1,000,000.00	Each Occurrence
	\$2,000,000.00	Annual Aggregate
- 3. Personal Injury

	\$1,000,000.00	Each Occurrence
--	----------------	-----------------

C. Commercial Automobile Liability: (under Paragraph 5.2C.3 of the General Conditions) including Owned, Hired, and Non-Owned Vehicles:

Combined Single Limit, Bodily Injury and Property Damage \$1,000,000.00

The CONTRACTOR shall require each Subcontractor similarly to provide Commercial Automobile Liability Insurance for all of the latter's employees to be engaged in such WORK unless such employees are covered by the protection afforded by the CONTRACTOR's Commercial Automobile Liability Insurance.

D. BUILDERS RISK is not required for this project.

E. Policies shall also specify insurance provided by CONTRACTOR will be considered primary and not contributory to any other insurance available to the OWNER.

F. All policies will provide for 30 Days written notice prior to any cancellation or nonrenewal of insurance policies required under contract. "Will endeavor" and "but failure to mail such notice shall impose no obligation or liability of any kind upon the Company, its agents or representatives" wording will be deleted from certificates.

SGC 6.5 CONCERNING SUBCONTRACTORS, SUPPLIERS, AND OTHERS. Add the following:

The CONTRACTOR shall perform not less than 40% of the WORK with its own forces (i.e., without subcontracting). The 40% requirement shall be understood to mean that the CONTRACTOR shall perform, with its own organization, WORK amounting to at least 40% of the original contract amount. The 40%

SECTION 00800 - SUPPLEMENTARY GENERAL CONDITIONS

requirement will be calculated based upon the total of the subcontract amounts submitted for Contract Award, and any other information requested by the OWNER from the apparent low Bidder.

SGC 6.6 PERMITS. *Add* the following paragraph:

- D. Contractor is responsible for obtaining a Hot Works permit from the CBJ Permit Center, if performing work which requires such a permit. Work requiring a Hot Works Permit includes but is not limited to the following: cutting, welding, Thermit welding, brazing, soldering, grinding, thermal spraying, thawing pipe, installation of torch-applied roof systems or any other similar activity.

SGC 14.3 APPLICATION FOR PROGRESS PAYMENT. Paragraph D.

- D. The Value of Materials Stored at the site shall be an amount equal to 85%.

SGC 14.9 FINAL PAYMENT AND ACCEPTANCE. *Add* the following paragraph:

- C. Prior to the final payment the CONTRACTOR shall contact the Alaska Department of Labor and Workforce Development (ADOL) and provide the OWNER with clearance from the ADOL for the CONTRACTOR and all Subcontractors that have worked on the Project. This clearance shall indicate that all Employment Security Taxes have been paid. A sample form for this purpose is at the end of this section. The CONTRACTOR shall also submit a "NOTICE OF COMPLETION OF PUBLIC WORKS" signed by ADOL.

SGC 16.8 CERTIFIED PAYROLLS. *Change* paragraph A. to read:

- A. All CONTRACTORS or Subcontractors who perform work on a public construction contract for the OWNER shall file a certified payroll with Alaska Department of Labor. See Section 00830 - Alaska Labor Standards, Reporting, and Prevailing Wage Rate Determination.

Add the following SGC 17:

SGC 17 GENERAL INFORMATION. This Project is currently funded by the City and Borough of Juneau, Alaska Area Wide Street Sales Tax and Water Fund.

SECTION 00800 - SUPPLEMENTARY GENERAL CONDITIONS

Employment Security Tax Clearance

Date: _____

To: Alaska Department of Labor
Juneau Field Tax Office
PH 907-465-2787
FAX 907-465-2374

From: _____

**Subject: Pioneer Avenue Reconstruction, Phase I
Contract No. E11-204**

Timeframe of Contract _____

Please advise whether or not clearance is granted for the following CONTRACTOR or Subcontractor:
(List only one CONTRACTOR or Subcontractor per page.)

Name	Address

Per AS 23.20.265 of the Alaska Employment Security Act, this request is for tax liability clearance and release to make final payment for WORK performed under the subject contract. Please send your response to:

Jennifer Mannix, Contract Administrator
Engineering Department
155 S. Seward Street
Juneau, Alaska 99801
FAX 907-586-4530

- () Tax Clearance is granted.
- () Tax Clearance is NOT granted.

Remarks: _____

Signature

Date

Title

END OF SECTION

**SECTION 00830 - ALASKA LABOR STANDARDS, REPORTING, AND
PREVAILING WAGE RATE DETERMINATION**

State of Alaska, Department of Labor, Laborers' and Mechanics' Minimum Rates of Pay, AS 36.05.010 and AS 36.05.050, Wage and Hour Administration Pamphlet No. 600, the latest edition published by the State of Alaska, Department of Labor inclusive, are made a part of this contract by reference.

The CONTRACTOR is responsible for contacting the Alaska Department of Labor to determine compliance with current regulations.

Correspondence regarding Title 36 requirements may be submitted electronically or paper copies can be submitted by mail. To submit Title 36 documents electronically, go to <https://myalaska.state.ak.us/home/app>. If filing electronically, submit certified payrolls to ADOL at the website above and email a copy of all certified payrolls to Jennifer Mannix at the email address below. If Contractor elects to submit paper copies, they should be submitted to the physical addresses below.

Within 10 Days of "Notice of Award/Notice to Proceed" make a list of **all** Subcontractors. Include their name, address, phone, estimated subcontract amount, and estimated start and finish dates. Send this list to the Wage and Hour Section (contact information below).

Certified Payrolls must be submitted every two weeks. Before the second Friday, each CONTRACTOR and Subcontractor must file Certified Payrolls with Statements of Compliance for the previous two weeks. Indicate "**Start**" on your first payroll, and "**Final**" on your last payroll for this Project.

As part of the **final payment request package**, CONTRACTOR must submit a "NOTICE OF COMPLETION OF PUBLIC WORKS" form signed by ADOL personnel.

Contact Information:

Wage and Hour Section
State of Alaska
Department of Labor and Workforce Development
Labor Standards and Safety Division and
Wage and Hour Administration
P.O. Box 11149
Juneau, AK 99811-1149
907-465-4842
<http://labor.state.ak.us/lss/home.htm>

Jennifer Mannix, Contract Administrator
City and Borough of Juneau
155 S. Seward Street
Juneau, AK 99801
(907) 586-0873
jennifer_mannix@ci.juneau.ak.us

END OF SECTION

SECTION 00853 - STANDARD DETAILS

PART 1 - GENERAL

1.1 STANDARD DETAILS

- A. Whenever references are made to the Standard Drawings or Standard Details in these plans or Specifications the intent is to refer to the current City and Borough of Juneau Standard Details (currently the 3rd Edition dated April 2000), copies of which may be purchased from the CBJ Engineering Department.
- B. City and Borough of Juneau Standard Details which specifically apply to this Project include but are not limited to the following:

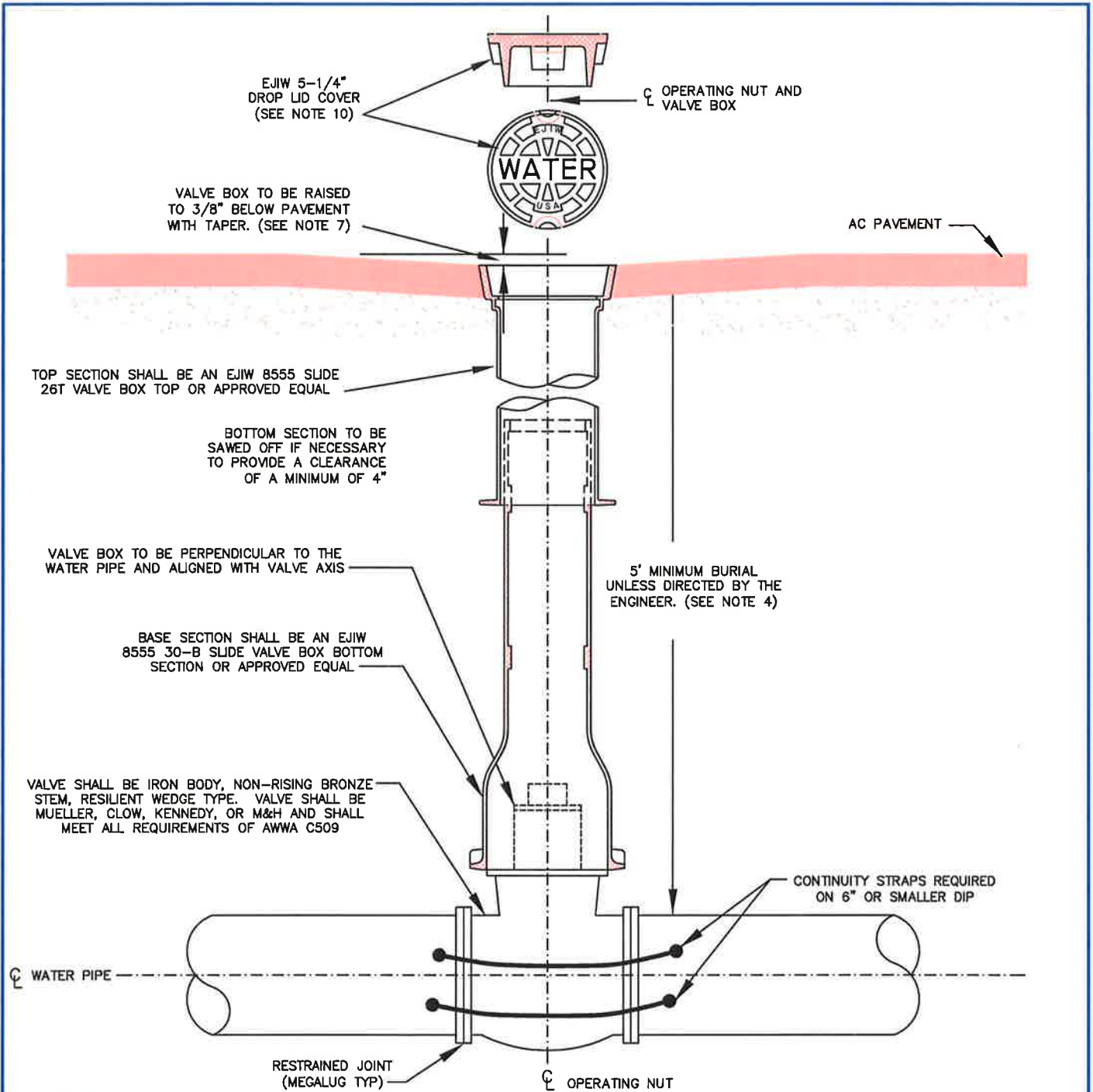
LIST OF DETAILS

<u>STANDARD DETAIL NO.</u>	<u>NAME OF DETAIL</u>
105	CONCRETE DRIVEWAY
111A	CONCRETE SIDEWALK TYPE I CURB & GUTTER
111B	CURB & GUTTER, TYPES II & III
116	CANTILEVER SINGLE MAILBOX
117	CANTILEVER GANG MAILBOX
125	PAVEMENT RESURFACING AND TRENCH DETAIL
127	SIGN ASSEMBLY
127A	PROJECT SIGN DISPLAY
203	SANITARY SEWER MANHOLE TYPES I & II
205	MANHOLE HEIGHTS
206A	SANITARY SEWER MANHOLE COVER & FRAME
210	SANITARY SEWER SADDLE TEE
213	SANITARY SEWER SERVICE LATERAL
218	COUPLING FOR DISSIMILAR SANITARY SEWER PIPES
303	STORM DRAIN MANHOLE TYPES I & II
304A	TYPE III CATCH BASIN
304B	TYPE IV CATCH BASIN
310	AREA DRAIN DETAIL
403	FIRE HYDRANT
406	WATER SERVICE
407	MAINLINE VALVE (<i>Revised drawing is attached to this Section</i>)
414A	DOWNWARD CONCAVE THRUST BLOCK
414B	HORIZONTAL AND CONCAVE UPWARD THRUST BLOCKS

PART 2 - PRODUCTS (Not Used)

PART 3 - EXECUTION (Not Used)

END OF SECTION



NOTES:


1. A VALVE IS REQUIRED FOR EVERY 500' OF STRAIGHT MAINLINE OR AS DIRECTED BY THE ENGINEER.
2. A MINIMUM OF 2 VALVES ARE REQUIRED AT ALL TEES IN A MAINLINE. A MINIMUM OF 3 VALVES ARE REQUIRED AT ALL 4-WAY CROSSES IN A MAINLINE. TEES AND CROSSES THAT FEED SERVICES AND FIRE HYDRANTS ARE PLACED AS DIRECTED BY THE ENGINEER.
3. MAINLINE VALVES REQUIRE THRUST BLOCKS. SEE STANDARD 414C.
4. IF WATER PIPE IS MORE THAN 6' DEEP, USE 4" ID CAST IRON SOIL PIPE WITH TOP SECTION OF APPROVED CAST IRON VALVE BOX.
5. THIS DETAIL APPLIES TO ALL MAINLINE VALVES AND ALL WATER VALVES GREATER THAN 4" IN DIAMETER.
6. VALVE BOXES ARE TO BE RAISED DURING PAVING OPERATIONS A MINIMUM OF 3/8", MAXIMUM OF 5/8" BELOW FINISHED PAVEMENT.
7. VALVE BOXES THAT DO NOT MEET GRADE SPECIFICATIONS SHALL BE RAISED PER STANDARD DETAIL 126 AS REQUIRED BY THE ENGINEER.
8. VALVE BOXES WITHIN GRAVEL ROADWAYS ARE TO BE SET 6" TO 8" BELOW FINISHED GRADE.
9. NO MORE THAN 2 VALVE BOX EXTENSIONS ARE ALLOWED PER VALVE.
10. VALVE BOX COVER SHALL BE 5-1/4" DROP LID TYPE WITH 1" RAISED LETTERING (RECESSED FLUSH) AND 2 CLOSED PICKHOLES.

SCALE:	NTS	DATE:	9/8/98
DRAWN BY:	TAD	CHECKED BY:	STAFF
APPROVED BY:		REVISD:	11/24/10
CITY AND BOROUGH OF JUNEAU, ALASKA			STANDARD 407
MAINLINE VALVE			

PROJECT MANUAL

PIONEER AVENUE RECONSTRUCTION, PHASE I Juneau, Alaska

CBJ Contract No. E11-204



DOWL HKM

5368 Commercial Boulevard
Juneau, AK 99801
(907) 780-3533
FAX (907) 780-3535
phildre@dowl.com

SPECIAL PROVISIONS

The Standard Specifications for Civil Engineering Projects and Subdivision Improvements December 2003 Edition, with ten Errata Sheets, as published by the City and Borough of Juneau, is part of these Contract Documents and shall pertain to all phases of the contract. The Standard Specifications for Civil Engineering Projects and Subdivision Improvements December 2003 Edition is available for a fee from the City and Borough of Juneau Engineering Contracts Office, (907) 586-0490, or you may view them online at: www.juneau.org/engineering.

Special Provisions - Table of Contents

Section No.	Section Title	Page No.
01010	Summary of Work	2
01025	Measurement and Payment	5
01550	Site Access and Storage	27
01570	Erosion Control	28
01700	Project Closeout	29
01704	Final Clean-Up and Site Restoration	32
02201	Clearing and Grubbing	32
02202	Excavation and Embankment	33
02203	Trenching	36
02204	Base Course	36
02401	Sanitary Sewer Pipe	37
02402	Sanitary Sewer Manholes and Cleanouts	38
02501	Storm Sewer Pipe	40
02502	Storm Sewer Manholes, Inlets and Catch Basins	40
02601	Water Pipe	41
02603	Fire Hydrants	43
02605	Water Services	43
02607	Pipe Insulation	44
02709	Topsoil	45
02716	Storm Drainage Pipe Removal and Filling of Water Pipe	45
02718	Sign Assembly	46
02720	Painted Traffic Markings	46
02722	Electric Utilities	46
02723	Segmental Retaining Wall	47
02801	Asphalt Concrete Pavement	52
02803	Fog Seal Coat	53
03302	Concrete Structures	53
03303	Sidewalk, Curb and Gutter	53
16050	Basic Electrical Materials and Methods	54
16120	Conductors and Cables	60
16130	Raceways and Boxes	64
16452	Grounding	69
16476	Disconnect Switches and Circuit Breakers	74
16521	Exterior Lighting	77

SPECIAL PROVISIONS

Add the following Section:

SECTION 01010 - SUMMARY OF WORK

PART 1 - GENERAL

1.1 GENERAL

- A. The WORK to be performed under this contract shall consist of furnishing all plant, tools, equipment, materials, supplies, manufactured articles and furnishing all labor, transportation and services, including all fuel, power, water and essential communications and performing all WORK, or other operations required for the fulfillment of the contract in strict accordance with the Contract Documents. The WORK shall be complete, and all WORK, materials, and services, not expressly indicated or called for in the Contract Documents which may be necessary for the complete and proper construction of the WORK in good faith shall be provided by the CONTRACTOR as though originally so indicated, at no increase in cost to the OWNER.

1.2 WORK COVERED BY CONTRACT DOCUMENTS

- A. The WORK covered in the Contract Documents generally includes: Reconstruction of Pioneer Avenue, from Cordova Street to just south of Fairbanks Street, the installation of an 8-inch HDPE pipe along Fairbanks Street, from Pioneer Avenue to Foster Avenue, installation of an underdrain system at Foster Avenue, and the disconnection of an existing 8-inch D.I. water pipe on Foster Avenue.

The WORK consists of new underground storm drainage and water systems, replacement of the street and sidewalk embankments to a 24-inch depth, new asphalt pavement, concrete sidewalks and curb and gutter, and miscellaneous related WORK.

Additive Alternate No. 1 consists of construction of a new street lighting system in accordance with the Contract Documents.

- B. SITE OF WORK. The site of the WORK is in West Juneau in the Channel Heights Subdivision.

1.3 WORK BY OTHERS

- A. The CONTRACTOR's attention is directed to the fact that work may be conducted at the site by other contractors during the performance of the WORK under this contract. The CONTRACTOR shall conduct its operations so as to cause a minimum of interference with the WORK of such other contractors, and shall cooperate fully with such contractors to provide continued safe access to their respective portions of the site, as required to perform work under their respective contracts.
- B. Interference with Work on Utilities. The CONTRACTOR shall cooperate fully with all utility forces of the OWNER or private agencies engaged in the relocation, altering, or otherwise rearranging of any facilities which interfere with

SPECIAL PROVISIONS

the progress of the WORK, and shall schedule the WORK so as to minimize interference with said relocation, altering, or other rearranging of facilities.

1.4 CONTRACTOR USE OF PROJECT SITE

- A. The CONTRACTOR's use of the Project site shall include construction operations and storage of materials, fabrication facilities, and field offices only in those areas identified on the Drawings.

1.5 OWNER USE OF THE PROJECT SITE

- A. The OWNER may utilize all or part of the existing site during the entire period of construction for the conduct of the OWNER's normal operations. The CONTRACTOR shall cooperate and coordinate with the ENGINEER to facilitate the OWNER's operations and to minimize interference with the CONTRACTOR's operation at the same time. In any event, the OWNER shall be allowed access to the Project site during the period of construction.

1.6 PROJECT MEETINGS

Pre-Construction Conference

1. Prior to the commencement of WORK at the site, a Pre-Construction Conference will be held at a mutually agreed time and place which shall be attended by the CONTRACTOR's Project Manager, its superintendent, and its Subcontractors as the CONTRACTOR deems appropriate. Other attendants will be:
 - a. ENGINEER and Inspector.
 - b. Representatives of OWNER.
 - c. Governmental representatives as appropriate.
 - d. Others as requested by CONTRACTOR, OWNER, or ENGINEER.
2. Unless previously submitted to the ENGINEER, the CONTRACTOR shall bring to the Pre-Construction Conference one copy each of the following:
 - a. Plan of Operation.
 - b. Project Overview Bar Chart Schedule.
 - c. Procurement schedule of major equipment and materials and items requiring long lead time.
 - d. Shop Drawing/Sample/Substitute or "Or Equal" submittal schedule.
 - e. Name and telephone number of CONTRACTOR's Project Supervisor.
 - f. Erosion Control Plan with Storm Water Pollution Prevention Plan.
3. The purpose of the Pre-Construction Conference is to designate responsible personnel and establish a working relationship. Matters

SPECIAL PROVISIONS

requiring coordination will be discussed and procedure for handling such matters established. The complete agenda will be furnished to the CONTRACTOR prior to the meeting date. The CONTRACTOR should be prepared to discuss all of the items listed below:

- a. Status of CONTRACTOR's insurance and bonds.
 - b. CONTRACTOR's tentative schedules.
 - c. Transmittal, review, and distribution of CONTRACTOR's submittals.
 - d. Processing applications for payment.
 - e. Maintaining record documents.
 - f. Critical WORK sequencing.
 - g. Field decisions and Change Orders.
 - h. Use of Project site, office and storage areas, security, housekeeping, and OWNER's needs.
 - i. Major equipment deliveries and priorities.
 - j. CONTRACTOR's assignments for safety and first aid.
4. The OWNER will preside at the Pre-Construction Conference and will arrange for keeping and distributing the minutes to all persons in attendance.
 5. The CONTRACTOR and its Subcontractors should plan on the conference taking no longer than three hours. Items listed in paragraph 3 will be covered as well as a review of the Drawings and Specifications with the ENGINEER and OWNER.

B. Progress Meetings

1. The CONTRACTOR shall schedule and hold regular on-site progress meetings at least weekly and at other times as requested by the ENGINEER, or as required by the progress of the WORK. The CONTRACTOR, ENGINEER, and all Subcontractors active on the site must attend each meeting. CONTRACTOR may at its discretion request attendance by representatives of its Suppliers, manufacturers, and other Subcontractors.
2. The ENGINEER shall conduct the meeting and will arrange for recording and distributing the minutes. The purpose of the meetings will be to review the progress of the WORK, maintain coordination of efforts, discuss changes in scheduling, and resolve other problems which may develop. During each meeting, the CONTRACTOR is required to present any issues which may impact the WORK, with a view toward resolving these issues expeditiously.

1.7 DEFINITIONS APPLICABLE TO TECHNICAL SPECIFICATIONS

A. The following words have the meaning defined in the Technical Portions of the WORK:

1. **Furnish** - means to supply and deliver to the site, to unload and unpack ready for assembly, installation, testing, and start-up.

SPECIAL PROVISIONS

2. Indicated - is a word used to direct the CONTRACTOR to information contained on the drawings or in the Specifications. Terms such as “shown”, “noted”, “scheduled”, and “specified” also may be used to assist in locating information but no limitation of location is implied or intended.
3. Install - defines operations at the site including assembly, erection, placing, anchoring, applying, shaping to dimension, finishing, curing, protecting, and cleaning, ready for the OWNER’s use.
4. Installer - a person or firm engaged by the CONTRACTOR or its subcontract, or any Subcontractor, for the performance of installation, erection, or application WORK at the site. Installers must be expert in the operations they are engaged to perform.
5. Provide- is defined as furnish and install, ready for the intended use.

PART 2 - PRODUCTS (Not Used)

PART 3 - EXECUTION (Not Used)

END OF SECTION

Add the following Section:

SECTION 01025 – MEASUREMENT AND PAYMENT

PART 1 - GENERAL

1.1 SCOPE

- A. Payment for the various items of the Bid Schedule, as further specified herein, shall include all compensation to be received by the CONTRACTOR for furnishing all tools, equipment, supplies, and manufactured articles, and for all labor, operations, and incidentals appurtenant to the items for WORK being described, as necessary to complete the various items of the WORK all in accordance with the requirements of the Contract Documents, including all appurtenances thereto, and including all costs of permits and cost of compliance with the regulations of public agencies having jurisdiction, including Safety and Health Requirements of Occupational Safety and Health Administration of the U.S. Department of Labor (OSHA) and Occupational Safety and Health Standards of the Alaska Department of Labor, Division of Labor Standards and Safety.
- B. No separate payment will be made for any Pay Item that is not specifically set forth in the Bid Schedule, and all costs therefore shall be included in the prices named in the Bid Schedule for the various appurtenant items of WORK.
- C. In addition to the other incidental items of WORK listed elsewhere in the contract, the following items shall also be considered as incidental to the WORK:
 1. Maintenance of all services through the Project area including power, water, storm and sanitary sewers, garbage pickup, mail delivery, and emergency vehicles.

SPECIAL PROVISIONS

2. Traffic control, including flaggers, and installation and maintenance of traffic control devices in accordance with the Manual of Uniform Traffic Control Devices – Millennium Edition (MUTCD) and the current AKDOT&PF supplements.
3. Repair or replacement of existing adjacent facilities including piping, landscaping, steel, timber, concrete and asphalt items, if damaged by the CONTRACTOR.
4. Final clean-up and site restoration.
5. All WORK necessary for coordination of work to be accomplished by the private utility companies and property owners within the Project limits.
6. Removal and replacement of survey monuments and markers disturbed during construction, whether shown on the Drawings or not.
7. Watering of the roadway as necessary for dust control.
8. Removal and disposal of the existing sign assemblies within the Project limits not shown to remain, or as indicated in the Sign Assembly Table on the Drawings.
9. All fittings (except CPP and CMP saddle tees) required for storm, water and sanitary sewer pipes.
10. Restrained joints required for the water pipe.
11. Usable material from excavation placed in the roadway under the shot rock borrow.
12. All restoration and grading work of disturbed areas behind sidewalks or curbing to equal or better condition, and to provide a smooth transition to existing lot surfaces.
13. Crack sealing all joints following paving operations.
14. Removal and disposal of fire hydrants.
15. Placement of trench blocks along pipe trenches.

1.2 MOBILIZATION (Pay Item No. 1505.1) PRICE BASED ON LUMP SUM PAY UNIT

- A. Measurement for payment for Mobilization will be based upon the completion of the entire WORK as a Lump Sum Pay Unit, complete, all in accordance with the requirements of the Contract Documents.
- B. Payment for Mobilization will be made at the amount shown on the Bid Schedule under Pay Item No. 1505.1, which payment will constitute full compensation for all WORK described in Section 01505 - Mobilization, as shown on the Drawings and as directed by the ENGINEER.
- C. Partial payments will be made as the WORK progresses as follows:
 1. When 5% of the total original contract amount is earned from other Pay Items, 50% of the amount bid for Mobilization, or 5% of the original contract amount, whichever is lesser, will be paid.
 2. When 10% of the total original contract amount is earned from other Pay Items, 100% of the amount bid for Mobilization, or 10% of the original contract amount, whichever is lesser, will be paid.
 3. Upon completion of all WORK on the Project, payment of any amount bid for Mobilization in excess of 10% of the total contract amount will be paid.

SPECIAL PROVISIONS

- 1.3 EROSION AND SEDIMENT CONTROL (Pay Item No. 1570.1) PRICE BASED ON LUMP SUM PAY UNIT
- A. Measurement for payment for Erosion and Sediment Control will be based upon the completion of the entire WORK as a Lump Sum Pay Unit, complete, all in accordance with the requirements of the Contract Documents.
 - B. WORK under this Pay Item includes obtaining all necessary permits for storm water control as required by Alaska Department of Conservation and the Environmental Protection Agency. This includes furnishing, installing and maintaining all measures required by these permits and paying the penalties/fines associated with the permits.
 - C. Payment for Erosion and Sediment Control will be made at the amount shown on the Bid Schedule under Pay Item No. 1570.1, which payment will constitute full compensation for all WORK described in Section 01570 – Erosion and Sediment Control, as shown on the Drawings and as directed by the ENGINEER.
- 2.1 CLEARING AND GRUBBING (Pay Item No. 2201.1) PRICE BASED ON LUMP SUM PAY UNIT
- A. Measurement for payment for Clearing and Grubbing will be based upon the completion of the entire WORK as a Lump Sum Pay Unit, complete, all in accordance with the requirements of the Contract Documents.
 - B. Payment for Clearing and Grubbing will be made at the amount shown on the Bid Schedule under Pay Item No. 2201.1, which payment will constitute full compensation for all WORK described in Section 02201 – Clearing and Grubbing, as shown on the Drawings and as directed by the ENGINEER.
- 2.2 EXCAVATION (Pay Item No. 2202.1) PRICE BASED ON QUANTITY, CUBIC YARD
- A. Measurement for payment for Excavation will be based on the number of cubic yards of unclassified material actually excavated, as determined by the average end area method. Where impractical to measure by the average end area method, the ENGINEER may approve other acceptable methods involving three-dimensional measurements. Excavation outside of the subcut limits indicated in the Drawings, or directed by the ENGINEER will not be measured for payment.
 - B. No deduction in the measurement for Excavation will be made for the trenching required for pipe and structure installations above the bottom of, or within the subcut limits as shown on the Typical Sections.
 - C. Measurement for payment may be selected by the CONTRACTOR from one of the following methods:
 - 1. From actual cross sections taken by the CONTRACTOR's surveyor (following pavement and concrete curbing, slabs or sidewalk removal where present), with the lower limits determined by the neat line subcut

SPECIAL PROVISIONS

limits as indicated on the Typical Sections, or as directed by the ENGINEER.

2. The CONTRACTOR may review and utilize the ENGINEER's design earthwork quantity computations in lieu of providing its own quantity determinations.

D. The following will not be measured for direct payment; the cost of such WORK will be considered incidental to other WORK under the contract:

1. Overburden and other spoil material from borrow sources.
2. Removal of water by aeration of material to obtain required moisture content.
3. Any volumes of water or other liquid material.
4. Material used for the purpose other than directed.
5. Roadbed material scarified in place and not removed.
6. Material excavated when benching.
7. Slide or slipout material attributable to the carelessness of the CONTRACTOR.
8. The volume of conserved materials stockpiled at the option of the CONTRACTOR.
9. Placement of usable, or otherwise suitable material from excavation, as determined by the ENGINEER, into the new roadway and sidewalk as embankment or selected embankment, or as embankment for any areas outside the roadway subcut within the project limits.

E. Payment for Excavation will be made at the Unit Price named in the Bid Schedule under Pay Item No. 2202.1, which payment will constitute full compensation for all WORK described in Section 02202 - Excavation and Embankment, as shown on the Drawings and as directed by the ENGINEER.

2.2 SHOT ROCK BORROW (Pay Item No. 2202.2) PRICE BASED ON QUANTITY, CUBIC YARD

A. Measurement for payment for Shot Rock Borrow will be based on the number of cubic yards of material in place as determined by the average end area method, and will be determined on a neatline basis. Where impractical to measure by the average end area method, the ENGINEER may approve other acceptable methods involving three-dimensional measurements. Embankment outside of the lines, grades and cross sections indicated in the Drawings or as directed by the ENGINEER will be deducted from borrow quantities for pay purposes.

B. Payment for Selected Borrow will be made at the Unit Price named in the Bid Schedule under Pay Item No. 2202.2, which payment will constitute full compensation for all WORK described in Section 02202 - Excavation and Embankment, as shown on the Drawings as and as directed by the ENGINEER.

2.3 SIDESLOPES AND DITCH GRADING (Pay Item No. 2202.3) PRICE BASED ON LUMP SUM

A. Measurement for payment for Sideslopes and Ditch Grading will be based on the completion of the entire WORK as a Lump Sum Pay Unit, complete, including

SPECIAL PROVISIONS

all excavation and placement of usable material from excavation into the sideslopes and ditch swale areas, all in accordance with the requirements of the Contract Documents.

- B. This Pay Item will include all WORK, including excavation, backfill with suitable material from roadway and trench excavation, and all grading outside the sidewalk and valley gutter shoulder and roadway subcut limits as necessary to construct sideslopes, drainage swales, and other graded areas, as shown on the Drawings and as directed by the ENGINEER.
- C. Payment for Sideslopes and Ditch Grading will be made at the amount named in the Bid Schedule under Pay Item No. 2202.3, which payment will constitute full compensation for all WORK described in section 02202 – Excavation and Embankment, as shown on the Drawings and as directed by the ENGINEER.

2.4 MINING AREA RESTORATION AND ROAD CLEANING GUARANTEE (Pay Item No. 2202.4) PRICE BASED ON CONTINGENT SUM PAY UNIT

- A. Measurement for this Item will be made as a Contingent Sum Pay Unit for completion of Mining Area Restoration and Road Cleaning.
- B. The CONTRACTOR shall be responsible for removal of dirt, mud, rocks and other debris from CBJ and State Right-of-Ways accumulated from the hauling and quarry operations. It is the intent that the traveled public way be kept as clean as practical to minimize dust and to avoid unsafe traffic conditions. If the CONTRACTOR fails to perform necessary road cleaning, the CBJ may hire outside forces to perform the work and deduct the cost from this contingent sum item.
- C. Release of final payment for Mining Area Restoration and Road Cleaning Guarantee will be made upon determination of completeness by the ENGINEER after deduction of OWNER incurred costs for necessary road cleaning and/or mining area restoration not completed by the CONTRACTOR.
- D. Payment for Mining Area Restoration and Road Cleaning Guarantee will be made at the amount named in the Bid Schedule under Pay Item No. 2202.4, which payment will constitute full compensation for all WORK described in Section 2202 – Excavation and Embankment, as shown on the Drawings and as directed by the ENGINEER.

2.5 INDIVIDUAL MINING PLAN (Pay Item No. 2202.5) PRICE BASED ON LUMP SUM PAY UNIT

- A. Measurement for payment for Individual Mining Plan will be based upon the completion of the entire WORK as a Lump Sum Pay Unit, complete, including preparation and approval of the Individual Mining Plan by a registered Civil Engineer in the State of Alaska, all in accordance with the requirements of the Contract Documents.
- B. Payment for Individual Mining Plan will be made at the amount named in the Bid Schedule under Pay Item No. 2202.5, which payment will constitute full

SPECIAL PROVISIONS

compensation for all WORK described in Section 2202 - Excavation and Embankment, as shown on the Drawings and as directed by the ENGINEER.

2.6 TRENCH EXCAVATION (Pay Item No. 2203.1) PRICE BASED ON QUANTITY, CUBIC YARD

- A. Measurement for payment for Trench Excavation will be based on the number of cubic yards of unclassified material actually excavated as determined by neat lines as follows:
 - 1. Width shall be nominal diameter of pipe to be installed plus two feet.
 - 2. Depth shall be from original ground to the design elevation shown on the Drawings, or to the actual depth excavated, whichever is less, except when additional depth is authorized in writing by the ENGINEER.
 - 3. Length shall be measured along the centerline of the trench within the limits shown on the Drawings, or as authorized in writing by the ENGINEER.

- B. Trench Excavation will only be measured for payment along the water pipe trench on Fairbanks Street and Foster Avenue from Station "F" 10+19 to the connection at Foster Avenue.

- C. Any excavation beyond the neat line previously described, trench bracing and sheeting, dewatering, grading to prevent surface water from entering the trench, or hauling material to waste sites, will not be measured for payment, but will be considered incidental to other items under the contract.

- D. Bedding will not be measured for payment, but will be considered incidental to other items under the contract. Base Course, grading D-1, used for pipe bedding will not be measured for payment, but will be considered incidental to other items under the contract.

- E. Backfill with useable material from excavation will not be measured for payment, but will be considered incidental to the excavation item from which it is obtained.

- F. Removal of stumps, roots, logs, abandoned facilities, or other debris which may be encountered during trenching, including those that extend beyond the neat line pay limits, will be considered incidental to other items under the contract.

- G. Payment for Trench Excavation will be made at the Unit Price named in the Bid Schedule under Pay Item No. 2203.1, which payment will constitute full compensation for all WORK described in Section 02203 – Trenching, as shown on the Drawings and as directed by the ENGINEER.

2.7 ADDITIONAL TRENCH EXCAVATION / SHOT ROCK BORROW (Pay Item No. 2203.2) PRICE BASED ON QUANTITY, CUBIC YARD

- A. Additional Trench Excavation / Shot Rock Borrow will only be as authorized in writing by the ENGINEER. Measurement for payment will be based on the

SPECIAL PROVISIONS

number of cubic yards of unclassified material actually excavated as determined by neat lines as follows:

1. For trenches, width shall be nominal diameter of pipe to be installed plus two feet.
2. Depth shall be from 2-inches below the design elevation shown of the pipe on the Drawings to the actual depth excavated, as authorized in writing by the ENGINEER.
3. Length shall be measured along the centerline of the trench within the limits, as authorized in writing by the ENGINEER.

B. Additional Trench Excavation will only be measured for payment along the water pipe trench on Fairbanks Street and Foster Avenue from Station "F" 10+19 to the connection at Foster Avenue.

C. Payment for Additional Trench Excavation / Shot Rock Borrow will be made at the Unit Price named in the Bid Schedule under Pay Item No. 2203.2, which payment will constitute full compensation for all WORK described in Section 02203 – Trenching, as shown on the Drawings and as directed by the ENGINEER.

2.8 IMPORTED BACKFILL (Pay Item No. 2203.3) PRICE BASED ON QUANTITY, CUBIC YARDS

A. Imported Backfill will be measured by the cubic yard in final position on the basis of neatlines as follows:

1. Width shall be nominal pipe diameter to be installed plus two feet for trenches with one pipe; or total of nominal pipe diameters to be installed plus three feet for trenches with two pipes.
2. Depth shall be actual depth of imported material required, as determined by the ENGINEER.
3. Length shall be measured along the centerline of the trench.

B. Imported Backfill will only be measured for payment along the water pipe trench on Fairbanks Street and Foster Avenue from Station "F" 10+19 to the connection at Foster Avenue.

C. Imported Backfill will not be measured for payment unless and until all available useable backfill material obtained from excavation has been utilized as specified.

D. Payment for Imported Backfill will be made at the Unit Price named in the Bid Schedule under Pay Item No. 2203.3, which payment will constitute full compensation for all WORK described in Section 02203 – Trenching, as shown on the Drawings, and as directed by the ENGINEER.

2.9 2-INCH MINUS SHOT ROCK w/BASE COURSE (Pay Item No. 2204.1) PRICE BASED ON QUANTITY, CUBIC YARD

A. 2-Inch Minus Shot Rock w/Base Course will be measured by the number of cubic yards of material in place as determined by the average end area method,

SPECIAL PROVISIONS

and will be determined on a neatline basis. Where impractical to measure by the average end area method, the ENGINEER may approve other acceptable methods involving three-dimensional measurements. Material outside of the lines, grades and cross sections indicated in the Drawings, or as directed by the ENGINEER, will be deducted from 2-Inch Minus Shot Rock w/Base Course quantities for pay purposes.

- B. Base Course, Grading D-1, may be used under the sidewalk and curbing as a substitute for 2-Inch Minus Shot Rock w/Base Course. This material will be measured for payment under Pay Item No. 2204.1.
 - C. Water needed for compaction and added to the base material on the grade will be considered incidental.
 - D. 2-Inch Minus Shot Rock will be placed and compacted into a layer 4- inches to 5-inches thick, and covered with Base Course, to a total thickness of 6-inches for the area between curb lines. The thickness of these materials under the sidewalk shall be 2-inches to 3-inches of 2-Inch Minus Shot Rock and covered with Base Course to a total thickness of 4-inches. Both of these materials will be measured for payment under this Pay Item. 2-Inch Minus Shot Rock shall meet the requirements of Section 2202 – Excavation and Embankment.
 - E. Payment for 2-Inch Minus Shot Rock w/Base Course, will be made at the Unit Price named in the Bid Schedule under Pay Item No. 2204.1, which payment will constitute full compensation for all WORK described in Section 2204 – Base Course, as shown on the Drawings and as directed by the ENGINEER.
- 2.10 BASE COURSE, GRADING D-1 (Pay Item No. 2204.2) PRICE BASED ON QUANTITY, CUBIC YARD
- A. Base Course, Grading D-1, will be measured by the number of cubic yards of material in place as determined by the average end area method, and will be determined on a neatline basis. Where impractical to measure by the average end area method, the ENGINEER may approve other acceptable methods involving three-dimensional measurements. Material outside of the lines, grades and cross sections indicated in the Drawings, or as directed by the ENGINEER, will be deducted from Base Course, grading D-1, for pay purposes.
 - B. Water needed for compaction and added to the base material on the grade will be considered incidental.
 - C. Base Course, Grading D-1, will only be measured for payment under this Pay Item along Fairbanks Street, from Sta “F” 10+19 to Foster Avenue, and along Foster Avenue, and only to the limits as shown on the Drawings.
 - D. Payment for Base Course, Grading D-1, will be made at the Unit Price named in the Bid Schedule under Pay Item No. 2204.2, which payment will constitute full compensation for all WORK described in Section 2204 – Base Course. As shown on the Drawings and as directed by the ENGINEER.

SPECIAL PROVISIONS

- 2.11 SANITARY SEWER PIPE REPAIR (Pay Item No. 2401.1) PRICE BASED ON LUMP SUM
- A. Measurement for payment for Sanitary Sewer Pipe Repair will be based upon the completion of the entire WORK as a Lump Sum Pay Unit, complete, all in accordance with the requirements of the Contract Documents.
 - B. WORK under this Item includes all excavation and backfill and other WORK necessary to remove and replace the existing sewer service wye and any necessary adjacent pipe near Station “P” 14+54, right. This is at the sewer service for 3264 Pioneer Avenue.
 - C. Payment for Sanitary Sewer Pipe Repair will be made at the amount named in the Bid Schedule under Pay Item No. 2401.1, which payment will constitute full compensation for all WORK described in Section 02401 – Sanitary Sewer Pipe, as shown on the Drawings, and as directed by the ENGINEER.
- 2.12 LOCATE SEWER SERVICES (Pay Item Nos. 2401.2) PRICE BASED ON LUMP SUM
- A. Measurement for payment for Locate Sewer Services will be based upon the completion of the entire WORK as a Lump Sum Pay Unit, complete, all in accordance with the requirements of the Contract Documents.
 - B. WORK under this Item includes all excavation and backfill, and other WORK necessary to determine the location of all existing sewer services prior to installation of the water and storm drain piping, so that the water and storm drain pipe can be graded to avoid conflict with the sewer services.
 - C. This WORK is also required so that all sewer service locations are known prior to compaction of the bottom of subcut and placement and compaction of shot rock borrow, to ensure that the sewer service pipes are not damaged.
 - D. Payment for Locate Sewer Services will be made at the amount named in the Bid Schedule under pay Item No. 2401.2, which payment will constitute full compensation for all WORK described in Section 02401 – Sanitary Sewer Pipe, as shown on the Drawings and as directed by the ENGINEER.
- 2.13 ADJUST SANITARY MANHOLE TO GRADE (Pay Item No. 2402.1) PRICE BASED ON QUANTITY, EACH
- A. Adjust Sanitary Manhole to Grade will be measured per each, complete in place, including frame and cover, waterproofing, transition slab, if required, and all earthwork.
 - B. WORK under this Item includes MH-1, MH-2 and MH-3 on Pioneer Avenue, and MH-4 on Foster Avenue.
 - C. Payment for Adjust Sanitary Manhole to Grade will be made at the Unit Price named in the Bid Schedule under Pay Item No. 2402.1, which payment will constitute full compensation for all WORK described in Section 02402–Sanitary

SPECIAL PROVISIONS

Sewer Manholes and Cleanouts, as shown on the Drawings, and as directed by the ENGINEER.

2.14 []-INCH PIPE CULVERT (Pay Item Nos. 2501.1, 2501.2, 2501.3 and 2501.4) PRICE BASED ON QUANTITY, LINEAR FOOT

- A. Culverts Pipes, including all coupling bands, bends and other items necessary for the proper joining of the culvert pipe sections, will be measured by the staked length in linear feet.
- B. Pipes for storm drains shall be measured by the staked length, from center to center of structures or to ends of pipe if no structure is present. No deduction shall be made for footage through inlets, catch basins or manholes.
- C. 8" PVC pipe at CB-1 and CB-15 will be measured for payment under Pay Item No. 2501.1.
- D. Branch connections, coupling adapters and bends will be included in the linear foot measurement for conduit.
- E. Trench excavation, bedding, backfill and imported backfill will not be measured for payment, but will be considered incidental to other WORK.
- F. Payment for 4 and 6-Inch Pipe Culvert will be made at the Unit Price named in the Bid Schedule under Pay Item No. 2501.1, which payment will constitute full compensation for all WORK described in Section 02501 - Storm Sewer Pipe, as shown on the Drawings and as directed by the ENGINEER.
- G. Payment for 12-Inch Pipe Culvert will be made at the Unit Price named in the Bid Schedule under Pay Item Nos. 2501.2, which payment will constitute full compensation for all WORK described in Section 02501 - Storm Sewer Pipe, as shown on the Drawings and as directed by the ENGINEER.
- H. Payment for 18-Inch Pipe Culvert will be made at the Unit Price named in the Bid Schedule under Pay Item Nos. 2501.3, which payment will constitute full compensation for all WORK described in Section 02501 - Storm Sewer Pipe, as shown on the Drawings and as directed by the ENGINEER.
- I. Payment for 24-Inch Pipe Culvert will be made at the Unit Price named in the Bid Schedule under Pay Item Nos. 2501.4, which payment will constitute full compensation for all WORK described in Section 02501 - Storm Sewer Pipe, as shown on the Drawings and as directed by the ENGINEER.

2.15 CPP SADDLE TEE (Pay Item No. 2501.5) PRICE BASED ON QUANTITY, EACH

- A. CPP Saddle Tees will be measured per each, complete in place.
- B. This Pay Item will include those CPP Saddle Tees shown on the Drawings, and also will be used to connect to the storm drain mains at locations as required to intercept unknown underground drainage pipes and flows.

SPECIAL PROVISIONS

- C. Only those CPP Saddle Tees actually required, as shown on the Drawings, and as determined by the ENGINEER, will be measured for payment.
 - D. Payment for CPP Saddle Tee will be made at the Unit Price named in the Bid Schedule under Pay Item No. 2501.5, which payment will constitute full compensation for all WORK described in Section 02501 – Storm Sewer Pipe, as shown on the Drawings and as directed by the ENGINEER.
- 2.16 6-INCH UNDERDRAIN (Pay Item No. 2501.6) PRICE BASED ON QUANTITY, LINEAR FOOT
- A. Underdrain pipe, including all coupling bands and other items necessary for the proper joining of the pipe sections, will be measured by the staked length.
 - B. Underdrain pipe will be measured from center of structures or ends of pipe, as shown on the Drawings, or as directed by the ENGINEER.
 - C. Pipe perforations, 2-inch minus shot rock, filter cloth and end caps will not be measured for payment, but will be considered incidental to other WORK.
 - D. Excavation, bedding and backfill will not be measured for payment, but will be considered incidental to other WORK.
 - E. This is a contingency item to be used where needed, as determined by the ENGINEER.
 - F. The locations shown on the Drawings for underdrain installations are subject to revisions or deletion by the ENGINEER.
 - G. Payment for 6-Inch Underdrain will be made at the Unit Price named in the Bid Schedule under Pay Item No. 2501.6, which payment constitutes full compensation for all WORK described in Section 02501 – Storm Sewer Pipe, as shown on the Drawings, and as directed by the ENGINEER.
- 2.17 6-INCH UNDERDRAIN AT FOSTER AVENUE (Pay Item No. 2501.7) PRICE BASED ON QUANTITY, LINEAR FOOT
- A. Underdrain pipe, including all coupling bands and other items necessary for the proper joining of the pipe sections, will be measured by the staked length.
 - B. Underdrain pipe will be measured from center of structure or ends of pipe, as shown on the Drawings, or as directed by the ENGINEER.
 - C. Pipe perforations, 2-inch minus shot rock, filter cloth and end caps will not be measured for payment, but will be considered incidental to other WORK.
 - D. Excavation, bedding and backfill will not be measured for payment, but will be considered incidental to other WORK.
 - E. This Item will only be used for payment for the 6-inch underdrain system to be located behind the sidewalk on Foster Avenue, as shown on the Drawings.

SPECIAL PROVISIONS

- F. The locations shown on the Drawings for this underdrain installation is subject to revisions by the ENGINEER.
 - G. Payment for 6-Inch Underdrain at Foster Avenue will be made at the Unit Price named in the Bid Schedule under Pay Item No. 2501.7, which payment constitutes full compensation for all WORK described in Section 02501 – Storm Sewer Pipe, as shown on the Drawings, and as directed by the ENGINEER.
- 2.18 STORM DRAIN MANHOLE, TYPE I (Pay Item No. 2502.1) PRICE BASED ON QUANTITY, EACH
- A. Storm Drain Manholes will be measured per each, complete in place, including transition slab, if required, and all earthwork, frames and covers.
 - B. Payment for Storm Drain Manhole, Type I, will be made at the Unit Price named in the Bid Schedule under Pay Item No. 2502.1, which payment will constitute full compensation for all WORK described in Section 02502 – Storm Sewer Manholes, Inlets and Catch Basins, as shown on the Drawings, and as directed by the ENGINEER.
- 2.19 CATCH BASIN, TYPE [] (Pay Item Nos. 2502.2 and 2502.3) PRICE BASED ON QUANTITY, EACH
- A. Catch Basins will be measured per each, complete in place, including all earthwork, frames and grates or covers.
 - B. Payment for Catch Basin, Type III will be made at the Unit Price named in the Bid Schedule under Pay Item No. 2502.2, which payment will constitute full compensation for all WORK described in Section 02502 - Storm Sewer Manholes, Inlets and Catch Basins, as shown on the Drawings and as directed by the ENGINEER.
 - C. Payment for Catch Basin, Type IV, will be made at the Unit Price named in the Bid Schedule under Pay Item No. 2502.3, which payment will constitute full compensation for all WORK described in Section 02502 - Storm Sewer Manholes, Inlets and Catch Basins, as shown on the Drawings and as directed by the ENGINEER.
- 2.20 []-INCH [] WATER PIPE (Pay Item Nos. 2601.1, 2601.2 and 2601.3) PRICE BASED ON QUANTITY, LINEAR FOOT
- A. Measurement of water pipe will be made along the slope of the pipe from the centers of fittings and valves in linear feet. No deduction in length will be made for valves and fittings. All fittings, except valves, required for satisfactory installation of water pipe will be considered incidental to the water pipe pay items.
 - B. All restrained joint gaskets will be considered incidental to other WORK under this Section.

SPECIAL PROVISIONS

- C. All trench excavation, bedding, backfill, sheeting and bracing, dewatering, cleaning and testing, and all other items necessary for a complete installation, will not be measured for payment, but will be considered incidental to other WORK.
 - D. If 8-inch HDPE pipe, or 8-inch C900 pipe is substituted for 8-inch D.I. pipe along Pioneer Avenue, measurement for payment will be made under Pay Item 2601.1, 8-Inch D.I. Water Pipe.
 - E. Payment for 6-Inch D.I. Water Pipe will be made at the Unit Price named in the Bid Schedule under Pay Item No. 2601.1, which payment will constitute full compensation for all WORK described in Section 02601 - Water Pipe, as shown on the Drawings and as directed by the ENGINEER.
 - F. Payment for 8-Inch D.I. Water Pipe will be made at the Unit Price named in the Bid Schedule under Pay Item No. 2601.2, which payment will constitute full compensation for all WORK described in Section 02601 - Water Pipe, as shown on the Drawings and as directed by the ENGINEER.
 - G. Payment for 8-Inch HDPE Water Pipe will be made at the Unit Price named in the Bid Schedule under Pay Item No. 2601.3, which payment will constitute full compensation for all WORK described in Section 02601 - Water Pipe, as shown on the Drawings and as directed by the ENGINEER.
- 2.21 WATER PIPE DISCONNECTIONS (Pay Item No. 2601.4) PRICE BASED ON LUMP SUM
- A. Measurement for payment for Water Service Disconnections will be based upon the completion of the entire WORK as a Lump Sum Pay Unit, complete, all in accordance with the requirements of the Contract Documents.
 - B. WORK under this Item includes all excavation and backfill, and other WORK necessary to remove the gate valves at Foster Avenue and Pioneer Avenue, as shown on the Drawings.
 - C. Payment for Water Pipe Disconnections will be made at the amount named in the Bid Schedule under Pay Item No. 2601.4, which payment will constitute full compensation for all WORK described in Section 02601 – Water Pipe, as shown on the Drawings and as directed by the ENGINEER.
- 2.22 []-INCH GATE VALVE (Pay Item Nos. 2602.1 and 2602.2) PRICE BASED ON QUANTITY, EACH
- A. Measurement for payment of gate valves and valve boxes will be based on the actual quantity, each, of such valves and boxes furnished and installed in accordance with the requirements of the Contract Documents.
 - B. Payment for 6-Inch Gate Valve will be made at the Unit Price named in the Bid Schedule under Pay Item No. 2602.1, which payment will constitute full compensation for all WORK described in Section 02602 - Valves, as shown on the Drawings and as directed by the ENGINEER.
 - C. Payment for 8-Inch Gate Valve will be made at the Unit Price named in the Bid Schedule under Pay Item Nos. 2602.2, which payment will constitute full compensation for all WORK described in Section 02602 - Valves, as shown on the Drawings and as directed by the ENGINEER.

SPECIAL PROVISIONS

- 2.23 REPLACE VALVE BOX (Pay Item No. 2602.3) PRICE BASED ON QUANTITY, EACH
- A. Measurement for payment for Replace Valve Box will be based on the actual quantity, each, of such valve boxes complete replaced and adjusted to grade in accordance with the requirements of the Contract Documents.
 - B. Payment for Replace Valve Box will be made at the Unit Price named in the Bid Schedule under Pay Item No. 2602.3, which payment will constitute full compensation for all WORK described in Section 02602 – Valves, as shown on the Drawings and as directed by the ENGINEER.
- 2.24 FIRE HYDRANT ASSEMBLY (Pay Item No. 2603.1) PRICE BASED ON QUANTITY, EACH
- A. Measurement for payment of Fire Hydrant Assembly will be the actual number of fire hydrant assemblies satisfactorily installed, complete in place.
 - B. A Fire Hydrant Assembly includes the fire hydrant, the tee or required fitting at the mainline water pipe, barrel extension (if required), thrust block, six-inch gate valve, valve box, joint restraints, continuity wires, thaw wires, warning tapes, and any other required fittings, including pipe, to connect the hydrant leg from the mainline water pipe to the fire hydrant or from the stubbed water pipe to the fire hydrant as shown on the Drawings.
 - C. Trench excavation and backfill shall be considered incidental to other WORK under the contract.
 - D. Payment for Fire Hydrant Assembly will be made at the Unit Price named in the Bid Schedule under Pay Item No. 2603.1, which payment will constitute full compensation for all WORK described in Section 02603 - Fire Hydrants, as shown on the Drawings and as directed by the ENGINEER.
- 2.25 1-INCH WATER SERVICE (Pay Item No. 2605.1) PRICE BASED ON QUANTITY, EACH
- A. Measurement for payment for water services two-inches and smaller will be the actual number of water services satisfactorily installed from the water pipe to the property line or as shown on the Drawings.
 - B. A water service includes the curb stop, service box, corporation stop, thaw wires, service saddle, required fittings, warning tape, service pipe, and all WORK necessary to install the service to the locations as shown on the Drawings.
 - C. Trench excavation and backfill shall be considered incidental to the water service.
 - D. Payment for 1-Inch Water Service will be made at the Unit Price named in the Bid Schedule under Pay Item No. 2605.1, which payment will constitute full compensation for all WORK described in Section 02605 - Water Services, as shown on the Drawings and as directed by the ENGINEER.

SPECIAL PROVISIONS

- 2.26 LOCATE WATER SERVICES (Pay Item No. 2605.2) PRICE BASED ON LUMP SUM
- A. Measurement for payment for Locate Water Services will be based upon the completion of the entire WORK as a Lump Sum Pay Unit, complete, all in accordance with the requirements of the Contract Documents.
 - B. Eleven existing water service boxes have not been field-located and are labeled on the Drawings with a note that states that the water service was not located. This Pay Item will compensate for the WORK required to locate the existing water services so that connections to the new 1-inch water services can be made and to have all water services located prior to compaction of the bottom of subcut and placement and compaction of shot rock borrow.
 - C. Payment for Locate Water Services will be made at the amount named in the Bid Schedule under Pay Item No. 2605.2, which payment will constitute full compensation for all WORK described in Section 02605 – Water Services, as shown on the Drawings and as directed by the ENGINEER.
- 2.27 PIPE INSULATION (Pay Item Nos. 2607.1) PRICE BASED ON QUANTITY, BOARD
- A. Measurement for payment of pipe insulation will be the actual number of 2" x 2' x 8' boards installed.
 - B. Payment for Pipe Insulation will be made at the Unit Price named in the Bid Schedule under Pay Item No. 2607.1, which payment will constitute full compensation for all WORK described in Section 02607 - Pipe Insulation, as shown on the Drawings and as directed by the ENGINEER.
- 2.28 CONSTRUCTION SURVEYING (Pay Item No. 2702.1) PRICE BASED ON LUMP SUM PAY UNIT
- A. Measurement for payment of Construction Surveying will be based upon the completion of the entire WORK as a Lump Sum Pay Unit, complete, all in accordance with the requirements of the Contract Documents.
 - B. The WORK required to remove and reset all survey monuments disturbed by construction activities will be considered incidental to other WORK.
 - C. Payment for Construction Surveying will be made at the amount named in the Bid Schedule under Pay Item No. 2702.1, which payment will constitute full compensation for all WORK described in Section 02702 - Construction Surveying, as shown on the Drawings and as directed by the ENGINEER.
- 2.29 TOPSOIL (Pay Item No. 2709.1) PRICE BASED ON QUANTITY, CUBIC YARD
- A. Topsoil will be measured for payment by the cubic yard on the basis of truck measure for all WORK performed in the contract under Section 02709 - Topsoil, completed and accepted.
 - B. Topsoil found to be in excess of 4-inches thick, in place and to final grade, will be deducted from the quantity measured by truck measure based on depths

SPECIAL PROVISIONS

measured at randomly selected locations. Deductions will be computed on the basis of the average end area method.

- C. Payment for Topsoil will be made at the Unit Price named in the Bid Schedule under Pay Item Nos. 2709.1, which payment will constitute full compensation for all WORK described in Section 02709 - Topsoil, as shown on the Drawings and as directed by the ENGINEER.

2.30 TOPSOIL FINISH GRADING (Pay Item No. 2709.2) PRICE BASED ON QUANTITY, MAN-HOUR

- A. Topsoil Finish Grading will be measured per man-hour for each man-hour, or part thereof, that the labor personnel is actually at the Project Site working as directed by the ENGINEER. No measurement for payment will be made for any man-hours not actually working on the finish grading of the topsoil as directed, including travel time, materials and tools expediting, or supervisory personnel.
- B. No measurement for Topsoil Finish Grading will be made until the topsoil has been graded to a uniform appearance and to within the tolerances required under Pay Item No. 2709.1, Topsoil.
- C. Payment for Topsoil Finish Grading will be made at the Unit Price named in the Bid Schedule under Pay Item No. 2709.2, which payment will constitute full compensation for all WORK described in Section 02709 – Topsoil, as shown on the Drawings and as directed by the ENGINEER.

2.31 SEEDING, HYDRAULIC METHOD, TYPE III (Pay Item No. 2710.1) PRICE BASED ON QUANTITY, SLURRY UNIT

- A. Seeding by the hydraulic method will be measured for payment by the number of slurry units (to the nearest 1/10 unit) of mixture actually applied to the designated area, as directed by the ENGINEER.
- B. Payment for Seeding, Hydraulic Method, Type III will be made at the Unit Price named in the Bid Schedule under Pay Item No. 2710.1, which payment will constitute full compensation for all WORK described in Section 02710 - Seeding, as shown on the Drawings and as directed by the ENGINEER.

2.32 REMOVE AND DISPOSE OF STORM DRAINAGE PIPE (Pay Item No. 2716.1) PRICE BASED ON LUMP SUM

- A. Measurement for payment for Storm Pipe Removal will be based upon the completion of the entire WORK as a Lump Sum Pay Unit, complete, all in accordance with the requirements of the Contract Documents.
- B. Payment for Remove and Dispose of Storm Drainage Pipe will be made at the Unit Price named in the Bid Schedule under Pay Item No. 2716.1, which payment will constitute full compensation for all WORK described in Section 02716 – Water, Storm and Sanitary Pipe Removal, as shown on the Drawings and as directed by the ENGINEER.

SPECIAL PROVISIONS

- 2.33 FILL WATER PIPE WITH SLURRY (Pay Item Nos. 2716.2) PRICE BASED ON LUMP SUM
- A. Measurement for payment for Fill Water Pipe with Slurry will be based upon the completion of the entire WORK as a Lump Sum Pay Unit, complete, all in accordance with the requirements of the Contract Documents.
 - B. Payment for Fill Water Pipe with Slurry will be made at the amount named in the Bid Schedule under Pay Item No. 2716.2, which payment will constitute full compensation for all WORK described in Section 02716 – Water, Storm and Sanitary Pipe Removal, as shown on the Drawings, and as directed by the ENGINEER.
- 2.34 STORM STRUCTURE REMOVAL (Pay Item No. 2717.1) PRICE BASED ON LUMP SUM
- A. Measurement for payment for Storm Structure Removal will be based upon the completion of the entire WORK as a Lump Sum Pay Unit, complete, all in accordance with the requirements of the Contract Documents.
 - B. Payment for Storm Structure Removal will be made at the amount named in the Bid Schedule under Pay Item No. 2717.1, which payment will constitute full compensation for all WORK described in Section 02717 –Storm and Sanitary Structure Removal, as shown on the Drawings, and as directed by the ENGINEER.
- 2.35 SIGN ASSEMBLY (Pay Item No. 2718.1) PRICE BASED ON QUANTITY, EACH
- A. Sign assemblies will be measured per each, as described in Section 02718 - Sign Assembly, and as shown in the Sign Assembly Table on the Drawings.
 - B. WORK under this Pay Item includes providing all new sign assembly materials.
 - C. Removal and disposal of existing signs not to be reused will be considered incidental to other WORK under this Section.
 - D. Payment for Sign Assembly will be made at the Unit Price named in the Bid Schedule under Pay Item No. 2718.1, which payment will constitute full compensation for all WORK described in Section 02718 - Sign Assembly, as shown on the Drawings, and as directed by the ENGINEER.
- 2.36 PROJECT SIGN ASSEMBLY (Pay Item No. 2718.2) PRICE BASED ON LUMP SUM PAY UNIT
- A. Measurement for payment for Project Sign Assembly will be based on the completion of the entire WORK as a Lump Sum Pay Unit, complete, all in accordance with the requirements of the Contract Documents.
 - B. The sign panel will be provided by the OWNER. All other required materials shall be provided by the CONTRACTOR. One Project Sign Assembly will be installed that will include information for both project street segments. The Project Sign Assembly will require one installation only.

SPECIAL PROVISIONS

- C. Payment for Project Sign Assembly will be made in the amount shown in the Bid Schedule under Pay Item No. 2718.2, which payment will constitute full compensation for all WORK described in Section 02718 – Sign Assembly, as shown on the Drawings and as directed by the ENGINEER.
- 2.37 RECONSTRUCT MAILBOX (Pay Item No. 2719.1) PRICE BASED ON QUANTITY, EACH
- A. Measurement for payment for Reconstruct Mailbox will be the actual number of mailboxes satisfactorily removed, reconstructed and relocated, as shown on CBJ Standard Details 116 and 117, as directed by the ENGINEER.
 - B. Mailboxes relocated, but not requiring reconstruction, as determined by the ENGINEER, will not be measured for payment, but will be considered incidental to other WORK under this Section.
 - C. A gang-type mailbox constructed with two receptacles on one post assembly will be measured for payment as one unit. All clustered mailbox receptacles shall be constructed in pairs per CBJ Standard Detail 117.
 - D. Payment for Reconstruct Mailbox will be made at the Unit Price named in the Bid Schedule under Pay Item No. 2719.1, which payment will constitute full compensation for all WORK described in Section 02719 – Mailboxes, as shown on CBJ Standard Detail 116, and as directed by the ENGINEER.
- 2.38 PAINTED TRAFFIC MARKINGS (Pay Item No. 2720.1) PRICE BASED ON LUMP SUM
- A. Measurement for payment for Painted Traffic Markings will be based upon the completion of the entire WORK as a Lump Sum Pay Unit, complete, all in accordance with the requirements of the Contract Documents.
 - B. WORK under this Pay Item includes the painted traffic markings as shown in the Contract Documents.
 - C. Payment for Painted Traffic Markings will be made at the amount shown in the Bid Schedule under Pay Item No. 2720.1, which payment will constitute full compensation for all WORK described in Section 02720 – Painted Traffic Markings, as shown on the Drawings and as directed by the ENGINEER.
- 2.39 ELECTRICAL CONDUCTOR RELOCATION (Pay Item No. 2722.1) PRICE BASED ON QUANTITY, EACH
- A. Measurement for Electrical Conductor Relocation will be the actual number of power, telephone or cable television conductors or conduits actually relocated and functional, as described in Section 02722 – electrical Utilities, and as directed by the ENGINEER.
 - B. Only those power, telephone or cable television conductors or conduits actually found to be in direct conflict with the storm drain pipe, or other pipe and

SPECIAL PROVISIONS

structures, and approved by the ENGINEER for relocation, will be measured for payment.

- C. WORK under this Pay Item will include all power or telephone conductors or conduits three (3) inches or less in diameter.
- D. Electrical conductors that run along the pipe trench, and are not in direct conflict with the culvert pipe, but require that they must be pulled aside to clear the trenching and pipe installation operations will be considered incidental to other WORK under the Contract.
- E. All WORK necessary to install storm drain pipe, or other pipe beneath an existing utility conduit or conductor, including those that are encased in concrete, which does not intersect the new pipe, will be considered incidental to other WORK.
- F. Payment for Electrical Conductor Relocation will be made at the Unit Price named in the Bid Schedule under Pay Item No. 2722.1, which payment will constitute full compensation for all WORK described in Section 02722 – Electrical Utilities, as shown on the Drawings and as directed by the ENGINEER.

2.40 SEGMENTAL BLOCK WALL AT FIRE HYDRANT (Pay Item No. 2723.1) PRICE BASED ON LUMP SUM

- A. Measurement for payment for Segmental Block Wall at Fire Hydrant will be based on the completion of the entire WORK as a Lump Sum Pay Unit, complete, all in accordance with the requirements of the Contract Documents.
- B. The WORK under this Pay Item includes the construction of the segmental block wall to be constructed behind the fire hydrant at Station “P” 10+52, right.
- C. Payment for Segmental Block Wall at Fire Hydrant will be made at the Unit Price named in the Bid Schedule under Pay Item No. 2723.1, which payment will constitute full compensation for all WORK described in Section 02723 – Segmental Retaining Wall, as shown on the Drawings and as directed by the ENGINEER.

2.41 A.C. PAVEMENT, TYPE II-A, CLASS B (Pay Item No. 2801.1) PRICE BASED ON QUANTITY, TON

- A. Asphalt Concrete Pavement will be measured for payment by the ton.
- B. The tolerance for thickness of asphalt concrete pavement under square yard measurement shall be plus or minus one-quarter inch from design mat thickness, as shown on the typical section. This one-quarter inch tolerance shall be the exception only, with the average variance for the job being not more than plus or minus one-eighth inch from the design mat thickness. All asphalt concrete placed outside the tolerance allowed will be corrected by the CONTRACTOR at no cost to the OWNER.

SPECIAL PROVISIONS

- C. No measurement will be made for asphalt concrete pavement that exceeds 12% more than the neat line quantity, as determined by the nominal design thickness multiplied by the actual area paved, with a conversion factor of 119 lb per square yard per inch of thickness.
 - D. All resealing of joints with existing pavement, including those resealed after the pavement has cooled to ambient temperatures, will not be measured for payment, but will be considered incidental to other WORK under the contract.
 - E. Tack Coat applied to existing joint surfaces and along edge of gutters prior to placement of A.C. pavement, will be considered incidental to other WORK.
 - F. Payment for Pay Item No. 2801.1 will be made to a maximum value of 75% of the Unit Bid Price until the fog seal coat has been applied. Upon completion of the fog seal coat application, the remaining balance for Pay Item No. 2801.1 will be paid with the following Pay Request.
 - G. Asphalt Pavement required for reconstructed collars around manholes and water valves, if any, will be considered incidental to other WORK under this Section.
 - H. Payment under this Pay Item may include deductions in final price if, after testing, the asphalt pavement does not meet the required specification. Deductions are further described in Section 02801 – Asphalt Concrete Pavement, Part 3 – Execution, Article 3.13, Acceptance Sampling and Testing, Paragraph K.
 - I. Payment for A.C. Pavement, Type II-A, Class B, will be made at the Unit Price named in the Bid Schedule under Pay Item No. 2801.1, which payment will constitute full compensation for all WORK described in Section 02801 - Asphalt Concrete Pavement, as shown on the Drawings and as directed by the ENGINEER.
- 2.42 FOG SEAL COAT (Pay Item No. 2803.1) PRICE BASED ON QUANTITY, TON
- A. Fog Seal Coat shall be measured for payment by the ton, delivered and placed in accordance with the Contract Documents.
 - B. Payment for Fog Seal Coat will be made at the Unit Price named in the Bid Schedule under Pay Item Nos. 2803.1, which payment will constitute full compensation for all WORK described in Section 02803 - Fog Seal Coat, as shown on the Drawings and as directed by the ENGINEER.
- 2.43 BLOTTING SAND (Pay Item No. 2803.2) PRICE BASED ON QUANTITY, TON
- A. Blotting Sand shall be measured for payment by the ton delivered and placed in accordance with the Contract Documents.
 - B. Payment for Blotting Sand will be made at the Unit Price named in the Bid Schedule under Pay Item No. 2803.2, which payment will constitute full compensation for all WORK described in Section 02803 - Fog Seal Coat, as shown on the Drawings and as directed by the ENGINEER.

SPECIAL PROVISIONS

- 2.44 REMOVE EXISTING ASPHALT SURFACING (Pay Item No. 2806.1) PRICE BASED ON QUANTITY, SQUARE YARDS
- A. Removing asphalt surfacing, including leveling course, will be measured for payment per square yard, complete, except that no measurement will be made for removing asphaltic surfacing less than one-inch-thick.
 - B. Removal of existing asphalt surfacing will be measured per top square yard, which will include the full thickness of all layers of existing asphalt, including leveling courses and underlying pavement. Concrete slabs located in the street areas, if any, will be included under Pay Item No. 2806.1.
 - C. Payment for Remove Existing Asphalt Surfacing will be made at the Unit Price named in the Bid Schedule under Pay Item No. 2806.1, which payment will constitute full compensation for all WORK described in Section 02806 - Remove Existing Asphalt Surfacing, as shown on the Drawings and as directed by the ENGINEER.
- 3.1 CONCRETE AREA DRAIN (Pay Item No. 3302.1) PRICE BASED ON QUANTITY, EACH
- A. Concrete Area Drain will be measured per each, including all earthwork, complete in place.
 - B. Payment for Concrete Area Drain will be made at the Unit Price named in the Bid Schedule under Pay Item No. 3302.1, which payment will constitute full compensation for all WORK described in Section 03302 – Concrete Structures, as shown on the Drawings and as directed by the ENGINEER.
- 3.2 CONCRETE SIDEWALK AND DRIVEWAY, 4 AND 6-INCHES THICK (Pay Item No. 3303.1) PRICE BASED ON QUANTITY, SQUARE YARD
- A. Measurement of sidewalks and driveways will be based on the actual square yards complete in place and accepted.
 - B. The additional 2-inches of concrete in driveways will be considered incidental to this Pay Item.
 - C. Payment for Concrete Sidewalk and Driveway, 4 and 6-Inches Thick, will be made at the amount named in the Bid Schedule under Pay Item No. 3303.1, which payment will constitute full compensation for all WORK described in Section 03303 – Sidewalk, Curb and Gutter, as shown on the Drawings and as directed by the ENGINEER.
- 3.3 DETECTABLE TILE (Pay Item No. 3303.2) PRICE BASED ON QUANTITY, SQUARE FOOT
- A. Measurement of detectable tiles will be based on actual square feet complete in place and accepted.

SPECIAL PROVISIONS

- B. The measurements will be made after tile has been installed. No measurement will be made for tile not installed in concrete ramp.
 - C. Payment for Detectable Tile will be made at the Unit Price named in the Bid Schedule under Pay Item No. 3303.2, which payment will constitute full compensation for all WORK described in Section 03303 – Sidewalk, Curb and Gutter, as shown on the drawings and as directed by the ENGINEER.
- 3.4 CURB AND GUTTER, TYPE I (Pay Item No. 3303.3) PRICE BASED ON QUANTITY, LINEAR FOOT
- A. Curb and Gutter, Type I, will be measured for payment per linear foot actually installed, complete in place as shown on the Contract Documents. Measurements will be made along the face of the curb and will be continuous across catch basins.
 - B. Payment for Curb and Gutter, Type I, will be made at the Unit Price named in the Bid Schedule under Pay Item No. 3303.3, which payment will constitute full compensation for all work described in Section 03303 - Sidewalk, Curb and Gutter, as shown on the Drawings, and as directed by the ENGINEER.
- 3.5 VALLEY GUTTER (Pay Item No. 3303.4) PRICE BASED ON QUANTITY, LINEAR FOOT
- A. Valley Gutter will be measured for payment per linear foot actually installed, complete in place, as shown on the Contract Documents. Measurements will be made along the face of the curb, and will be continuous across catch basins.
 - B. Payment for Valley Gutter will be made at the Unit Price named in the Bid Schedule under Pay Item No. 3303.4, which payment will constitute full compensation for all WORK described in Section 03303 – Sidewalk, Curb and Gutter, as shown on the Drawings, and as directed by the ENGINEER.
- 3.6 REMOVAL OF CONCRETE SIDEWALK AND DRIVEWAY (Pay Item No. 3304.1) PRICE BASED ON QUANTITY, SQUARE YARD
- A. Removal of Concrete Sidewalk and Driveway will be measured for payment by the actual square yards of concrete slab originally in place, removed and disposed of, in accordance with the Contract Documents.
 - B. Payment for Removal of Concrete Sidewalk and Driveway will be made at the Unit Price named in the Bid Schedule under Pay Item No. 3304.1, which payment will constitute full compensation for all WORK described in Section 03304 - Remove Existing Sidewalk, Concrete Slab or Curb and Gutter, as shown on the Drawings and as directed by the ENGINEER.
- 3.7 REMOVAL OF CURB AND GUTTER (Pay Item No. 3304.2) PRICE BASED ON QUANTITY, LINEAR FOOT
- A. Removal of Curb and Gutter will be measured by the actual linear foot of concrete curb and gutter originally in place, removed and disposed of in accordance with the Contract Documents.

SPECIAL PROVISIONS

- B. Payment for Removal of Curb and Gutter will be made at the Unit Price named in the Bid Schedule under Pay Item No. 3304.2, which payment will constitute full compensation for all WORK described in Section 03304 – Remove Existing Sidewalk, Concrete Slab or Curb and Gutter, as shown on the Drawings and as directed by the ENGINEER.

16.1 LIGHTING SYSTEM (Pay Item No. 16000.1) PRICE BASED ON LUMP SUM ADDITIVE ALTERNATE

- A. Measurement for payment for Lighting System will be based upon the completion of the entire street lighting system work as a Lump Sum Pay Unit, complete as shown on the Drawings, all in accordance with the requirements of the Contract Documents. This WORK includes the fuse disconnects, street light poles and bases, luminaires, mast arms, conduit, Type A junction boxes, cables and conductors, and all other WORK to provide operational street lighting and removal and disposal of the three existing light poles and bases, as shown on the Drawings.
- B. Payment for Street Lighting will be made at the amount named in the Bid Schedule under Pay Item No. 16000.1, which payment will constitute full compensation for all WORK described in Specification Sheets 16050-16521, and as shown on the “E” series Drawings (E-1 to E-6), and as directed by the ENGINEER.

PART 2 – PRODUCTS (Not Used)

PART 3 – EXECUTION (Not Used)

END OF SECTION

SECTION 01550 – SITE ACCESS AND STORAGE, PART 1 – GENERAL, Article 1.3, MAINTENANCE OF TRAFFIC, *revise paragraph M. to read:*

- M. Provide pedestrian detours as necessary in areas adjacent to new construction following demolition of existing sidewalks and other structures. The CONTRACTOR shall provide smooth, graded pathways free of mud, muck, and other materials that will be objectionable to people in street shoes. The pathways shall be a minimum of 36-inches-wide, and shall be clearly marked with staking, warning ribbons, or other methods to guide pedestrians through the construction areas and to their residence walkways, if applicable.

SECTION 01550 – SITE ACCESS AND STORAGE, PART 1 – GENERAL, Article 1.3, MAINTENANCE OF TRAFFIC, *paragraph S., add the following:*

- 5. A maximum continuous street length of 250-feet may be closed to vehicular traffic at any time. Vehicular access for local traffic shall be available to each end of the closed segment. Only one street segment shall be closed at a time.

SECTION 01550 – SITE ACCESS AND STORAGE, PART 1 – GENERAL, *add the following Article:*

1.6 RESIDENT OWNER WORK

- A. Residential property owners throughout the Project area may have water and/or sewer service work performed along their property lines during the Project

SPECIAL PROVISIONS

construction period. This work will proceed following removal of the existing sidewalk by the CONTRACTOR.

- B. The CONTRACTOR shall provide each residential property owner a schedule for the removal of sidewalk along their property a minimum of seven (7) days in advance of removal. The residential property owner shall be permitted access along their property line for a minimum of 72 hours following sidewalk removal. All work by the residential property owners below or outside the CONTRACTOR's work limits will be at the building owner's expense.

Add the following Section:

SECTION 01570 – EROSION CONTROL

PART 1 - GENERAL

1.1 THE REQUIREMENT

- A. The CONTRACTOR shall provide for erosion control during construction in accordance with the requirements of the Alaska Department of Environmental Conservation (ADEC) and the Environmental Protection Agency (EPA). All sedimentation from on-site drainage shall be caught on-site.
- B. The WORK under this section includes providing all labor, materials, tools and equipment necessary to construct and maintain temporary erosion control works; including but not limited to, silt fences, settling ponds, check dams, ditches, etc.

PART 2 - PRODUCTS

2.1 MATERIALS

- A. Materials shall be suitable for the intended use and perform effectively to control silt and surface erosion. All materials shall remain the property of the CONTRACTOR.

PART 3 - EXECUTION

3.1 GENERAL

- A. The CONTRACTOR shall install temporary erosion control structures and devices as necessary and/or as directed by the ENGINEER. They shall be maintained in effective operating condition at all times. Catch basin silt screens, silt fences and any other silt collection devices shall be cleaned whenever they have become half-filled with silt or debris, and other items shall be cleaned, repaired, or replaced as necessary. Prior to completion of work, the CONTRACTOR shall clean and remove all silt and debris from the settling pond and check dams.
- B. Temporary erosion control structures shall remain in place until replaced by permanent erosion control WORK, or until the ENGINEER approves their removal.

SPECIAL PROVISIONS

- C. The CONTRACTOR shall be responsible for meeting the requirements of all permits (including permits naming the OWNER, or other parties); therefore, shall be responsible for the quality of the run-off water from the Project site and for any fine and penalties resulting from the construction operation .
- D. The CONTRACTOR is responsible to prepare, submit and maintain a Storm Water Pollution Prevention Plan (SWPPP) in accordance with the Alaska Construction General Permit (CGP) to the EPA and ADEC that is in accordance with their construction methodologies and sequences. This includes submission of a Notice of Intent (NOI) to the EPA.
- E. The CONTRACTOR shall submit to the ENGINEER an Erosion and Sediment Control Plan, a copy of the NOI and documentation of their submittal of the SWPPP to ADEC, prior to beginning any WORK at the Project site. WORK at the Project site will not be permitted until approval of this plan has been obtained from the governing agency or agencies.
- F. The CONTRACTOR shall submit NOT (Notice of Termination) at completion of the WORK and removal of all SWPPP items.

END OF SECTION

SECTION 01700 – PROJECT CLOSE-OUT, PART 1 - GENERAL, Article 1.3, FINAL SUBMITTALS, Paragraph A. *Delete* Items 6, 7 and 8 and *replace with the following subparagraph:*

- 6. Compliance Certificate and Release, signed by the CONTRACTOR, shall be submitted to the Engineering Contract Administrator.

SECTION 01700 – PROJECT CLOSE-OUT, PART 1 – GENERAL, Article 1.3, FINAL SUBMITTALS. *Add the following paragraph:*

- C. Before final payment, the CONTRACTOR shall provide the Engineering Contract Administrator with clearance from the Alaska Department of Labor and Workforce Development for the CONTRACTOR and all Subcontractors that have worked on the Project. This clearance shall indicate that all Employment Security Taxes have been paid. A sample form for this purpose is at the end of Section 00800 – Supplementary General Conditions.

SECTION 01700 – PROJECT CLOSE-OUT, PART 1 - GENERAL, *add the following Article:*

1.5 PROJECT SIGN ASSEMBLY REMOVAL

- A. The Project sign assembly shall be removed and the Project sign panel delivered to the CBJ Project Manager, as directed by the ENGINEER.
- B. No progress payments will be processed by the OWNER after the CONTRACTOR has been directed by the ENGINEER to remove and deliver the Project sign panel to the CBJ, until the Project sign panel has been received by the CBJ.

SPECIAL PROVISIONS

SECTION 01700 – PROJECT CLOSE-OUT, PART 1 – GENERAL. *Replace the COMPLIANCE CERTIFICATE AND RELEASE FORM with the following form:*

SPECIAL PROVISIONS

COMPLIANCE CERTIFICATE AND RELEASE FORM

PROJECT: Pioneer Avenue Reconstruction, Phase I
CONTRACT NO: E11-204

The CONTRACTOR must complete and submit this to the Engineering Contracts Administrator with respect to the entire contract.

Completed forms may be submitted upon completion of the Project. All requirements and submittals must be met before final payment will be made to the CONTRACTOR.

I certify that the following and any referenced attachments are true:

- All WORK has been performed, materials supplied, and requirements met in accordance with the applicable Drawings, Specifications, and Contract Documents.
- All Suppliers and Subcontractors have been paid in full with no claims for labor, materials or other services outstanding. If all Subcontractors and suppliers are not paid in full, please explain on a separate sheet.
- All employees have been paid not less than the current prevailing wage rates set by the State of Alaska (or U.S. Department of Labor, as applicable).
- All equal employment opportunity, certified payroll and other reports have been filed in accordance with the prime contract.
- The attached list of Subcontractors is complete (required from CONTRACTOR). The Contracts Administrator was advised and approved of all Subcontractors before WORK was performed and has approved any substitutions of Subcontractors.
- All DBE firms listed as a precondition of the prime contract award must have performed a commercially useful function in order for the WORK to count to a DBE goal. All DBE firms performed the WORK stated and have received at least the amount claimed for credit in the Contract Documents.
- All DBE Subcontractors must attach a signed statement of the payment amount received, the nature of WORK performed, whether any balance is outstanding, and indicate that no rebates are involved.
- If the amount paid is less than the amount originally claimed for DBE credit, the CONTRACTOR has attached approval from the Contracts Administrator for underutilization.

I understand it is unlawful to misrepresent information in order to receive a payment which would otherwise be withheld if these conditions were not met. I am an authorized agent of this firm and sign this freely and voluntarily. The foregoing statements are true and apply to the following project contractor.

_____ Capacity: CONTRACTOR
Firm Name

Signed Printed Name and Title Date

Return completed form to: Jennifer Mannix, Engineering Contracts Administrator, City and Borough of Juneau, 155 South Seward Street, Juneau, AK 99801. Call (907) 586-0873 if we can be of further assistance or if you have any questions.

END OF SECTION

SPECIAL PROVISIONS

Add the following Section:

SECTION 01704 – FINAL CLEAN-UP AND SITE RESTORATION

PART 1 - GENERAL

1.1 DESCRIPTION

- A. The WORK under this section includes providing all supervision, labor, materials, tools and equipment necessary for final clean-up and restoration of all areas disturbed by construction activities, to a condition equal to, or better than, before construction started. This does not include clean-up or restoration incidental to, or directly provided for by, other construction items.

PART 2 - PRODUCTS

2.1 MATERIALS

- A. Any materials required shall conform to the appropriate section of these Specifications.

PART 3 - EXECUTION

3.1 CONSTRUCTION

- A. The CONTRACTOR shall clean up all sites disturbed during construction of the Project. This includes removal of all construction equipment, disposal of all excess materials, disposal of all rubbish and debris, removal of all temporary structures, and grading of the sites so that no standing water is evident.
- B. If the CONTRACTOR has obtained material from the CBJ/State pit, the excavated area shall be cleaned up and any stipulations required by the Individual Mining Plan shall be completed. The gravel pit overhead charge shall be paid to CBJ within 60 days after removal of material from the pit.

END OF SECTION

SECTION 02201 – CLEARING AND GRUBBING, PART 3 – EXECUTION, Article 3.1, GENERAL, *add the following to Paragraph B:*

Only persons qualified to perform landscape work, including trimming of trees and bushes, shall trim and cut back landscape items along the street right-of-way. The determination of whether a person is qualified to perform this WORK will be made by the ENGINEER. The WORK shall be performed under the direct supervision of the ENGINEER.

SPECIAL PROVISIONS

SECTION 02201 - CLEARING AND GRUBBING, PART 3 - EXECUTION, *add the following Article:*

3.6 REMOVE AND RELOCATE PLANTINGS

- A. The CONTRACTOR shall notify each property owner whose plantings, or other landscape items are to be disturbed, a minimum of seven (7) days in advance of disturbing these plantings or other landscape items.
- B. If the property owner requests to have the plantings or other landscaping items disposed of, the CONTRACTOR shall remove and dispose of these items at no additional cost to the OWNER.
- C. If the property owner requests to remove and set aside the plantings or other landscaping items themselves, the CONTRACTOR shall provide a minimum of seven (7) days to the property owner for this WORK.

SECTION 02202 – EXCAVATION AND EMBANKMENT, PART 2 – PRODUCTS, *replace Article 2.7, SHOT ROCK BORROW, in its entirety with the following:*

- A. Shot Rock Borrow shall consist of clean 10-inch minus shot rock (obtained from rock quarry, unless otherwise approved by the ENGINEER) and shall contain no mulch, frozen material, roots, sod or other deleterious matter. The shot rock borrow shall be evenly graded, with at least 10% by weight retained on the 8-inch screen.
- B. Shot Rock Borrow shall have a plasticity index not greater than 6, as determined by AASHTO T90. It shall consist of not more than 8% by weight of particles that pass the No. 200 sieve as determined by ATM T-7. The percent of minus No. 200 material will be determined on minus 3-inch material.
- C. At least 50% by weight of the particles retained on the 3/8-inch sieve shall have at least two fractured faces as determined by ATM T-4.
- D. Elongation Specification:
The length of the crushed stone backfill shall not be more than twice the designated screen dimensions.
- E. Sodium Sulfate Loss:
Aggregate shall pass the percent sodium sulfate loss per AASHTO T 104 with 9% maximum.
- F. LA Abrasion:
Percent of wear per AASHTO T 96 shall be 45% maximum.
- G. Shot Rock Borrow for this project shall have a maximum Nordic Abrasion value of 22. Test procedure for Nordic Abrasion is Alaska Test Method 312. This is available at the CBJ Engineering Department and State of Alaska Department of Transportation and Public Facilities Southeast Region Materials Laboratory.

SPECIAL PROVISIONS

SECTION 02202 – EXCAVATION AND EMBANKMENT, PART 2 - PRODUCTS, *add the following Articles:*

2.8 2-INCH MINUS SHOT ROCK

- A. 2-Inch Minus Shot Rock shall contain no mulch, frozen material, roots, sod or other deleterious matter, and shall be obtained from rock quarry, unless otherwise approved by the ENGINEER.
- B. The shot rock shall have a plasticity index not greater than 6, as determined by AASHTO T 90. It shall consist of not more than 3% by weight of particles that pass the No. 200 sieve, as determined by ATM T-7.
- C. At least 50% by weight of the particles retained on the 3/8-inch sieve shall have at least two fractured faces as determined by ATM T-4.
- D. At least 70% by weight of particles shall be retained on the 1-inch sieve and 100% shall pass the 2-inch sieve.
- E. Elongation Specifications:
The length of the crushed stone backfill shall not be more than twice the designated screen dimensions.
- F. Sodium Sulfate Loss:
Aggregate shall pass the percent sodium sulfate loss per AASHTO T 104 with 9% maximum.
- G. LA Abrasion:
Percent of wear per AASHTO T 96 shall be 45% maximum.
- H. 2-Inch Minus Shot Rock for this project shall have a maximum Nordic Abrasion value of 22. Test procedure for Nordic Abrasion is Alaska Test Method 312. This is available at the CBJ Engineering Department and State of Alaska Department of Transportation and Public Facilities Southwest Region Materials Laboratory.

2.9 USABLE MATERIAL FROM EXCAVATION. Usable material from excavation shall meet the requirements for Embankment.

SECTION 02202 – EXCAVATION AND EMBANKMENT, PART 3 – EXECUTION, Article 3.4, EMBANKMENT CONSTRUCTED FROM ROCK FRAGMENTS, *add the following paragraphs:*

- C. Shot Rock Borrow may be placed within the embankment in a single lift where 18-inches or less. Embankments over 18-inches shall be placed in lifts not exceeding 18-inches.
- D. All rock embankment surfaces shall be rolled full width with as many passes of a vibratory roller as required to obtain a solid mass of interlocking rock fragments, prior to placement of subsequent layers of material.

SPECIAL PROVISIONS

- E. The surface of the shot rock borrow shall be sealed with fines from the shot rock material, or shall have imported clean sand or other non-frost-susceptible material used to seal the surface, as approved by the ENGINEER, before placement of the 2-inch minus shot rock base course. This work will be considered incidental to other WORK under the contract.
- F. The shot rock borrow shall be brought to its full depth and capped with a 3-inch minimum thickness of 2-inch minus shot rock within a maximum of ten (10) days following the initial placement of the shot rock borrow into the subcut area. The 2-inch minus shot rock shall be placed to a minimum width of 20-feet on Pioneer Avenue, and shall be placed to within 10-feet of the ends of the shot rock borrow segment.

SECTION 02202 – EXCAVATION AND EMBANKMENT, PART 3 - EXECUTION, *add the following Articles:*

3.6 2-INCH MINUS SHOT ROCK w/BASE COURSE

- A. The full depth of 2-inch minus shot rock shall be graded to a uniform surface and compacted with a vibratory roller prior to placing base course, Grading D-1. No base course, Grading D-1, shall be placed until the 2-inch minus shot rock layer has been approved by the ENGINEER.
- B. If base course, Grading D-1, is used as a leveling course for the curb and gutter, all of this base course material shall be removed from the 2-inch minus shot rock to the front face of the concrete gutter, and the additional 2-inch minus shot rock required to bring the street area to its required full depth be placed, graded and compacted prior to placing the top layer of base course, Grading D-1.

3.7 SIDESLOPES AND DITCH GRADING

- A. Sideslopes and Ditch Grading shall include all excavation, backfill, embankment construction, compaction, grading, and other work necessary to construct drainage swales, ditches, berms, sidewalk and roadway sideslopes outside the edge of sidewalks and valley gutter, or outside other areas to be covered by asphalt pavement or concrete, as shown or described on the Drawings, in these Specifications, or as directed by the ENGINEER.
 - 1. All areas beyond the roadway, sidewalk, or valley gutter that are disturbed during construction shall be graded to a smooth, uniform grade and appearance, with drainage swales or ditches free of humps or low areas that cause standing water in excess of 1-inch in depth.
 - 2. Sideslopes and Ditch Grading, which will include all grading of areas beyond the back of sidewalk, or beyond the valley gutter, and shall extend to the limits shown on the Drawings, or to the limits necessary to provide a smooth, uniform transition from the regarded areas to the undisturbed areas. Grading limits shall be to the property lines, or to the limits shown on the Drawings, and as directed by the ENGINEER.

SPECIAL PROVISIONS

3.8 INDIVIDUAL MINING PLANS

- A. If the CONTRACTOR decides to use material from the CBJ/State Lemon Creek Borrow Pit or Stablers Point Rock Quarry, the CONTRACTOR shall provide an Individual Mining Plan that conforms to the requirements of Section 00700 – General Conditions, Article 4.6.
- B. The Individual Mining Plan shall be developed using the survey information provided by the OWNER, or the CONTRACTOR may provide an independent survey with two-foot contours of the Pit and Quarry property. The survey shall provide sufficient survey information to calculate quantities, shown drainage features and property boundaries. If the CONTRACTOR uses the OWNER furnished survey information, the Individual Mining Plans shall be done in CAD.

SECTION 02203 – TRENCHING, PART 2 - MATERIALS, Article 2.2, BEDDING, *replace paragraph A with the following and add the following paragraph:*

- A. Pea gravel, or similar product, shall not be used for bedding.
- D. Class B bedding material shall be used for all pipe installed on this Project.

SECTION 02203 – TRENCHING, PART 3 – EXECUTION, Article 3.3, BACKFILL, *add the following paragraph:*

- E. The CONTRACTOR shall place trench blocks using impermeable backfill materials along the pipe trench that will prevent groundwater from flowing along the trench. The size, location and spacing of the trench blocks shall be as directed by the ENGINEER. These impermeable materials may be obtained from suitable material from excavation, as approved by the ENGINEER.

SECTION 02204 – BASE COURSE, PART 2 – PRODUCTS, Article 2.1, MATERIAL, *delete Table in paragraph B and replace with the following:*

BASE COURSE GRADATIONS								
(Percent passing by weight)								
Sieve Design	A	B	C	C-1	D	D-1	E	E-1
4	100							
2	85-100	100						
1-1/2				100				
1			100	70-100	100	100		
3/4				60-90	100	70-100	100	
3/8				45-75		50-80		100
No. 4	30-70	30-70	40-75	30-60	45-80	35-50		45-80
No. 8				22-52		20-35		32-80
No. 10			25-55		30-65			
No. 40				8-30		8-20		
No. 200	0-10	3-10	4-10	0-6	4-12	0-6	0-6	0-6

SPECIAL PROVISIONS

SECTION 02204 – BASE COURSE, PART 2 – PRODUCTS Article 2.1, MATERIALS, *add the following paragraphs:*

- E. Base course for this project shall have a maximum Nordic Abrasion Value of 18, as determined by ATM 312, and shall meet the gradation requirements for grading D-1.
- F. Related Section – Section 02202 – EXCAVATION AND EMBANKMENT, Article 2.8, 2-INCH MINUS SHOT ROCK

SECTION 02401 – SANITARY SEWER PIPE, PART 2 – PRODUCTS, *add the following Article:*

2.9 PIPE CONNECTORS

- A. “Mission Flex Seal” connectors will not be acceptable for use on this project.

SECTION 02401 – SANITARY SEWER PIPE, PART 3 – EXECUTION, Article 3.1, CONSTRUCTION, *add the following paragraph:*

- P. Sanitary Sewer Pipe Repair will include all WORK required to remove the damaged service wye located near Station “P” 14+54, right, and replace with a new service wye, including all pipe, pipe connectors and other fittings for a complete installation.

SECTION 02402 – SANITARY SEWER MANHOLES AND CLEANOUTS, PART 2 - PRODUCTS, Article 2.3, MISCELLANEOUS, *add the following:*

- G. Delete the requirement for the flexible annular space filler, as shown on CBJ Standard Detail 209 – Manhole Connection Details, for the Flexible Seal Adapter.
- H. Manhole Grade Ring Adjustment Units:
 - 1. Manhole grade adjustment units shall be Recycled Adjustment Risers, “Infra-RISER,” as manufactured by GNR Technologies, or approved equal.
 - 2. The adjustment riser shall consist of no less than 80% by weight recycled rubber from tires, and no less than 10% by volume shredder fiber. The riser shall meet or exceed the following when tested on units not less than 24 hours old, and not more than 60 days old, and maintained at 23±2°C (73±3°F) for at least 12 hours prior to and during testing.

<u>Physical Property</u>	<u>Test Method</u>	<u>Acceptable Results</u>
Density	ASTM C642-90	1.098±0.05g/cm ³
Durometer hardness - molded surface	GNR method based on ASTM D 2240	75A±5 points
Durometer Hardness - interior surface	GNR method based on ASTM D 2240	73A± 5 points

SPECIAL PROVISIONS

Tensile Strength	ASTM 412-87	1.6 MPa (232 pai) (not < 1 Mpa)
Compression Deformation - initial deformation	GNR method based on ASTM D 575	under 1 MPa (145 psi) 6±2%
Compression Deformation - final deformation	GNR method based or ASTM D 575	under 1 MPa (145 psi) 6±2%
Compression Set	GNR method based On ASTM 395	under 1 MPa (145 psi) 0.4% (=4% max.)
Brittleness at low temperature	ASTM D 746-79	-40° F (-40°C)
Freeze/Thaw when exposed to deicing chemicals	ASTM 672-91	no loss after 50 cycles
Coefficient of thermal Expansion	ASTM C 531-85	1.6 X 10 ⁴ mm/mm/°C (8 X 10 ⁵ in/in/°F)
Weathering 70 hr. @ 70°C	ASTM D 573-88	
- hardness retained		100%
- compressive strength retained		100%
- tensile strength retained		100%
- elongation retained		100%

3. Each adjustment riser shall be clearly marked on the inside surface with the manufacturer's name and location of the manufacturer.
4. The manufacturing process shall be such that individual units will be consistent in quality and appearance. All rough edges shall be trimmed prior to shipping.
5. The thickness of the adjustment riser shall be within 3 mm of the manufacturer's stated dimensions. All other dimensions shall be within 5 mm.
6. Except for shim or wedge units, the deviation from the plane parallel to the theoretical surface shall not be greater than 1 in 500.

SECTION 02402 – SANITARY SEWER MANHOLES AND CLEANOUTS, PART 3 - EXECUTION, Article 3.1 CONSTRUCTION, *delete paragraphs M through R and replace with the following paragraphs M - O:*

- M. Manhole Grade Ring Adjustment Units are required for each new sanitary sewer manhole, reconstructed sanitary sewer manhole, and adjustment of existing manhole to grade.
1. Each manhole shall contain at least one recycled rubber riser, with thickness varying to match frame and cover to finish grade requirements, to form the final surface for installation of the frame.
 2. The total height of the rubber adjustment riser shall be a minimum of 1" and a maximum of 3".

SPECIAL PROVISIONS

3. Concrete and steel surfaces to receive sealing compound shall be clean, dry and free of grease or oils.
 4. Adjustment risers shall be bonded to adjacent surfaces by laying a continuous bead, 5/16" thick cold applied joint sealant compound conforming to ASTM-D 1850 (PL Premium POLYURETHANE Door, Window & Siding Sealant *or* PL Premium POLYURETHANE Concrete & Masonry Sealant, formerly Chemrex CX-22) or equivalent, on the top surface of the concrete course, or the bottom surface of the riser, on a diameter 1" smaller than the outside diameter of the rubber adjustment riser.
 5. The adjustment riser shall then be seated firmly in place, ensuring it is centered over the opening. Apply a second continuous strip of sealant to the top surface of adjustment riser, 0.5" from the outside diameter of the rubber adjustment riser or manhole frame.
 6. The adjustment riser must form the final surface for the seating of the frame and cover assembly. Concrete adjustment units must not form the final surface for seating the frame.
 7. If more than one adjustment riser is required, a continuous bead of sealant shall be applied between each unit in the same manner as in paragraph 4 above. A continuous bead of sealant shall also be placed on the top surface of the concrete course or on the bottom surface of the bottom riser and to the top surface of the top adjustment riser.
 8. The frame shall then be set firmly in place ensuring that it is properly centered over the structure opening and is firmly contacting the rubber riser through the sealant.
 9. Adjustment risers shall have an inside diameter that is within 2" of the inside diameter of the concrete structure, and equal to the outside diameter of the concrete structure $\pm 2"$.
- N. Manhole frames and covers shall be set to final grade prior to final paving operations, with the compacted pavement to provide a depression to the top of manhole frame within the allowable limits of 3/8-inch minimum to 3/4-inch maximum, as determined by using an 8-foot-long straight edge across the frame in all directions.
1. The frame can be set to final position prior to the laydown machine passing over the structure, or immediately following the laydown machine passing over the structure.
 2. The intended purpose of these requirements is that the asphalt pavement is compacted to grade around the frame and cover with no cut out of compacted pavement allowed.
 3. If the depression of the frame and cover below finish pavement is found to be out of allowable tolerances after the pavement has cooled to the point that sawcutting and removal of the pavement is necessary, the following corrective action will be required:
 - a. A square cut-out of the pavement shall be made to a minimum of 6-inches and maximum of 8-inches outside the edge of frame flange, with this cut-out oriented with the sides at 45° to traffic.
 - b. A concrete transition slab shall be constructed as shown in the detail on the Drawings. This slab shall be allowed to cure for a

SPECIAL PROVISIONS

minimum of 48 hours before placing the hot asphalt mix over the transition slab.

- c. This WORK shall be completed prior to the street fog sealing operation.

- O. ADJUST SANITARY MANHOLE TO GRADE shall include new concrete adjusting rings, recycled rubber adjusting rings, new frame and cover, and adjustment to grade.
 - 1. The manholes included under this Pay Item are MH-1, MH-2, and MH-3 on Pioneer Avenue, and MH-4 on Foster Avenue.

SECTION 02501 – STORM SEWER PIPE, PART 2 - PRODUCTS, *add the following Articles:*

2.9 UNDERGROUND MARKING TAPE

- A. Underground Marking Tape shall be yellow, at least 4-inches wide, 4-mil thick, polyethylene tape with a metallic backing capable of being traced with locators. The tape shall have black letters with the following wording: “Caution: Storm Sewer Line Buried Below,” or similar. The marking tape shall be installed 12-inches above the top of all storm sewer mains and services.

2.10 6-INCH UNDERDRAIN

- A. Pipe shall be perforated, smooth interior pipe and shall meet the requirements of Article 2.6, Corrugated Polyethylene Pipe, of this Section.
- B. Drainage rock shall be 2-inch minus shot rock and shall meet the requirements of Section 02202 – Execution and Embankment, Article 2.8, 2-Inch Minus Shot Rock.
- C. Filter cloth shall be Type A and shall meet the requirements of Section 02714 – Filter Cloth.

SECTION 02501 – STORM SEWER PIPE, PART 3 – EXECUTION, Article 3.1, CONSTRUCTION, *add the following paragraph:*

- P. Trench blocks made with non-porous material from excavation shall be placed at intervals along the pipe at locations and to depths as directed by the ENGINEER. This work will be considered incidental to other WORK.

SECTION 02502 – STORM SEWER MANHOLES, INLETS AND CATCH BASINS, PART 3 - EXECUTION, Article 3.1, CONSTRUCTION, *delete paragraph C and replace with the following paragraph C.:*

- C. Metal frames shall be set over the cast-in-place concrete support structure with a maximum ¼-inch thick mortar bed. See the Drawings for the catch basin frame support structure requirements.

SECTION 02601 – WATER PIPE, PART 2 – PRODUCTS, Article 2.1 – PIPE, *add the following paragraphs:*

SPECIAL PROVISIONS

- B. High-Density Polyethylene (HDPE) pipe shall conform to ASTM D 3550 designation PE 3407 or PE 3408. The pipe shall have a minimum pressure rating of 160 pounds per square inch, and a Standard Dimension Ratio (SDR) of 11.0. All HDPE water pipe shall have a standard iron pipe size (IPS) outside diameter.
1. The pipe and fitting material shall have a cell classification of 355434C in accordance with ASTM D3350.
 2. The material must exceed 1,000 hours when tested in accordance with the Ring Environmental Stress Crack Resistance Test (Ridar Ring Test) with fewer than 20 percent failures.
 3. The extruded pipe shall have impact strengths greater than 15 ft – lb/inch at 32° Fahrenheit when tested in accordance with ASTM D 256 Charpy Impact Test.
 4. The material shall be listed by the N.S.F. for potable water service.
 5. In-plant blending shall not be allowed.
 6. Butt fusion of the pipe and fittings shall be performed in accordance with the manufacturer’s recommendations as to equipment and technique. The fusion operation shall be performed by an individual who has demonstrated the ability to fuse polyethylene pipe in a manner recommended by the pipe supplier. The individual performing the fusing procedure must hold a current certification for fusing HDPE as stated in Title 49.1 DOT Certification.
 7. All HDPE pipe shall be installed with No. 2 AWG solid copper w/XHHW – 2 insulation (600V) trace wire.
- C. PVC Pressure Pipe shall conform to the applicable requirements of ANSI/AWWA C900, and subject to additional requirements specified herein.
1. The pipe shall be pressure class 165 (DR 25) and shall be furnished complete with rubber gaskets with integral bell joint meeting ASTM D3139 requirements.
 2. The pipe shall utilize restrained joints in same locations as required for ductile iron pipe. Restraints shall be Ford “Uni-Flange Series 1350”, or approved equal.
 3. All PVC Pressure pipe shall be installed with No. 2 AWG solid copper w/XHHW – 2 insulation (600v) trace wire.

SECTION 02601 – WATER PIPE, PART 2 – PRODUCTS, Article 2.9, TEMPORARY WATER SYSTEM, *add the following paragraphs:*

- B. The use of garden hoses shall be restricted to a maximum length of 20-feet for each residence.
- C. No WORK shall begin with the installation of a temporary water system until all affected residents have been notified a minimum of 24 hours in advance. At least one member of each household shall have the installation method explained to them, with an estimate of the duration of the use of the temporary water system.

SECTION 02601 – WATER PIPE, PART 3 – EXECUTION, Article 3.1 – GENERAL, *add the following paragraph:*

SPECIAL PROVISIONS

- C. Water Pipe Disconnections will include all WORK required to provide a complete disconnection of the existing 8” D.I. water pipe that interconnects the water systems on Pioneer Avenue and Foster Avenue, as shown on the Drawings.
1. This pipe is located along an easement that runs between 3011 and 3015 Foster Avenue, and between 3172 and 3176 Pioneer Avenue.
 2. After the 8” HDPE water pipe installation along Fairbanks Street and the 8” water pipe installation along Pioneer Avenue have been completed and accepted, the water pipe disconnection at Foster Avenue may proceed.

SECTION 02601 – WATER PIPE, PART 3 – EXECUTION, Article 3.2 – INSTALLATION, *add the following paragraphs:*

- Q. HDPE pipe shall be joined in continuous lengths on the jobsite above ground. The joining method shall be the butt fusion method and shall be performed in strict accordance with the manufacturer’s recommendations.
1. Flange and mechanical joint adapters shall be attached to the HDPE pipe and fittings using butt fusion. Align and center the flange or mechanical joint adapter relative to the pipe. Flanges and mechanical joint adapters shall be square with the receiving valve or other flange before tightening of bolts. Bolts shall not be used to draw the flanges into alignment. Bolt threads shall be lubricated and flat washers shall be used under flange nuts. Bolts shall be tightened in accordance with the manufacturer’s recommendations. All bolts and associated hardware shall be stainless steel. The tightening torque shall be as indicated by the manufacturer. Gasket material shall conform to NSF 61.
 2. Only HDPE piping will be allowed for use from the valve at Pioneer Avenue, down Fairbanks Street, and to the new valve at Foster Avenue.
 3. The CONTRACTOR shall have the option of using D.I., HDPE, or PVC-C900 piping for the 8-inch water pipe along Pioneer Avenue. The 6-inch pipe at the Cordova Street driveway and the fire hydrant legs shall be ductile iron pipe. All water services shall be 1-inch copper.
 4. Install tracer wire per manufacturer’s recommendations. Tracer wire shall be installed in continuous lengths with no splices. Terminate each end of tracer wire at a valve box, or furnish and install a valve box top section and cap for termination. Terminate tracer wire at ground surface and provide a minimum of five (5) feet of additional wire neatly coiled within valve box. The trace wire shall be tested for continuity following all backfilling operations to top of shot rock borrow.
- R. PVC Pressure pipe shall have a tracer wire installed per manufacturer’s recommendations. Tracer wire shall be installed in continuous lengths with no splices. Terminate each end of tracer wire at a valve box, or furnish and install a valve box top section and cap for termination. Terminate tracer wire at ground surface and provide a minimum of five (5) feet of additional wire neatly coiled

SPECIAL PROVISIONS

within valve box. The trace wire shall be tested for continuity following all backing operations are complete to top of shot rock borrow.

SECTION 02601 – WATER PIPE, PART 3 – EXECUTION, Article 3.5 – HYDROSTATIC TESTING, *add the following paragraphs:*

- J. For HDPE pipe, the initial pressure test shall be at 150 psi. The initial pressure shall be applied and allowed to stand without makeup water for 3 hours to allow the HDPE pipe to stretch. Return test pressure to 150 psi with makeup water after initial 3 hour period. Allow pipe to stand for two additional hours during the test period, and then measure the amount of water required to return pressure to 150 psi. Allowable makeup water for pipe expansion for 8” diameter pipe is 1.0 gallons/100-feet of pipe.
 - 1. Check for leaks or significant pressure drops. Correct all leaks and significant pressure drops that require more makeup water than allowable, and retest pipe.

- K. For PVC pressure pipe, hydrostatic testing shall meet the requirements of Section 020601 – Water Pipe, Article 3.5, Hydrostatic Testing, except the allowable five (5) psi or less drop during the initial hydrostatic pressure test shall be over a two hour minimum period.

SECTION 02601 – WATER PIPE, PART 3 – EXECUTION, *add the following Article:*

3.8 CONNECTIONS TO EXISTING PIPES

- A. Water pipes shall be capped at a point within 5-feet of the connection points to existing water pipes for testing purposes. No added valves will be considered for payment. Any added valves shall be at the CONTRACTOR’s expense.

- B. The water pipe connections to the existing water pipes, will be visually checked for leakage by the ENGINEER, and shall be swabbed with disinfectant from the new valves to the connection point.

SECTION 02603 – FIRE HYDRANTS, PART 2 – PRODUCTS, Article 2.1, FIRE HYDRANTS, paragraph F. *Delete the first sentence and replace with the following:*

Fire hydrants shall be three-way and furnished with two 2-1/2-inch hose nozzles and one 5-inch pumper nozzle. The pumper nozzle shall be one-piece design, compatible with 5-inch Storz hose coupling. The nozzle shall be an integral part of the fire hydrant assembly, resistant to tamper or removal by persons not familiar with the art of fire hydrant construction. Add-on Storz compatible adapters shall not be acceptable.

SECTION 02605 – WATER SERVICES, PART 2 – PRODUCTS, Article 2.1, WATER SERVICES, *delete paragraph C and replace with the following:*

- C. Service pipe and fittings shall be cold drawn, seamless annealed Type K Copper. Fittings for pipe less than 2-inches in diameter shall be flared bronze fittings. Fittings for 2-inch pipe shall be bronze grip-lock compression fittings.

SPECIAL PROVISIONS

SECTION 02605 – WATER SERVICES, PART 3 – EXECUTION, Article 3.1, CONSTRUCTION. *Add the following paragraphs:*

- E. Thaw wires shall be placed over a 6-inch minimum layer of backfill so thaw wire does not come in contact with copper tubing. When two or more services are placed in same trench, thaw wires shall have a 6-inch minimum clearance between adjacent thaw wires.
- F. Thaw wires shall be run into the service box near the top of box through a drilled hole large enough for the thaw wire. No cutting or notching of the service box will be permitted.
- G. Locate Water Services will require that the CONTRACTOR locate the eleven existing water services that have not been found during the design phase. These eleven services are shown based on existing as-builts or resident comments and are not to be considered reliable indications of actual locations. The other services are shown based on actual survey shots taken at the existing service boxes. These services may not run in a straight line to the water main as shown. The CONTRACTOR shall also verify the actual point of connection for the new water service.

Add the following Section:

SECTION 02607 – PIPE INSULATION

PART 1 - GENERAL

- 1.1 DESCRIPTION. The WORK under this Section includes providing all labor, materials, tools and equipment necessary for furnishing and installing pipe insulation for water pipe and service pipe at locations shown on the Drawings and as directed by the ENGINEER.

PART 2 - PRODUCTS

- 2.1 RIGID INSULATION. Rigid insulation shall be rigid board closed cell polystyrofoam material containing a flame retardant additive specifically designed for underground pipe or pavement installations, equivalent to Dow Chemical Company Styrofoam HI, and approved by the ENGINEER.
- 2.2 SPRAYED-ON INSULATION. Sprayed-on urethane foam insulation applied directly to the pipe exterior with an elastomeric coating, may be approved by the ENGINEER, provided the material has demonstrated a satisfactory performance history in underground installation and has the following physical properties:

Density	2 pcf, Minimum
Compressive Strength (ASTM D 1621)	35 psi, Minimum at 5% Deflective or Yield
Water Absorption (ASTM C 177)	0.25% by Vol. Maximum

SPECIAL PROVISIONS

Thermal Conductivity
(ASTM C 177)

Max. 0.23 BTU
Hr. Ft.² EF. In. Thickness

PART 3 - EXECUTION

3.1 CONSTRUCTION

- A. When water pipes or service pipes have less than 5-feet of cover to finished grade or vertical clearance at a culvert crossing, either above or below, they shall be insulated as directed by the ENGINEER.
- B. Rigid insulation shall be a minimum of 2-feet wide and 2-inches thick. The length of insulation required shall be as shown on the Drawings or as directed by the ENGINEER. Insulation shall be placed between 1 and 12-inches from the water pipe or service pipe with the width centered on the longitudinal axis of the water pipe or service pipe as directed by the ENGINEER.
- C. Sprayed-on urethane foam insulation shall be a minimum of 4-inches thick and be installed in strict conformance to the manufacturer's recommendations. Precautions to protect CONTRACTOR personnel, Project inspectors, and the public in general shall be taken by the CONTRACTOR in compliance with OSHA Standards and the manufacturer's recommendations.

END OF SECTION

SECTION 02709 – TOPSOIL, PART 2 – PRODUCTS, Article 2.1, MATERIALS, *revise the first sentence of paragraph C. to read:*

- C. Topsoil shall contain not less than 8%, or more than 20% organic matter by weight, as determined by loss-on-ignition of over-dried samples in accordance with ASTM T-6.

SECTION 02716 – REMOVAL AND DISPOSAL OF CULVERT PIPE, *delete in its entirety and replace with the following Section:*

SECTION 02716 – STORM DRAINAGE PIPE REMOVAL and FILLING OF WATER PIPE

PART 1 - GENERAL

- 1.1 DESCRIPTION. The WORK under this Section includes providing all labor, tools and equipment necessary for removal and disposal of existing storm drainage pipe and filling of water pipe within the Project limits designated for removal.

PART 2 - PRODUCTS (Not Used)

PART 3 - EXECUTION

- A. GENERAL. All storm drainage pipe, 6-inches or larger, shown on the Drawings for removal shall be removed and backfilled with suitable material to match the adjacent ground surface. Usable material from excavation shall be used as backfill. Disposal of the pipe shall be in accordance with these Specifications.

SPECIAL PROVISIONS

Water pipe to be taken out of service shall be filled with a flowable mixture as described herein.

- B. The existing 8-inch water piping along Pioneer Avenue that will be taken out of service shall be filled with a concrete sand slurry. A concrete sand slurry with sufficient cement and sand content to set up into a solid mass within 24 hours shall be provided to completely fill the piping.
 - 1. The CONTRACTOR shall conduct these operations in a manner that the ENGINEER can verify that the pipe segments have been completely filled with the concrete slurry.
 - 2. The CONTRACTOR shall have the option to complete remove and dispose of any, or all of the water pipe, and to backfill the excavation with usable materials from excavation to the bottom of the subcut.

END OF SECTION

SECTION 02718 – SIGN ASSEMBLY, PART 3 - EXECUTION, Article 3.1, GENERAL, *add the following:*

- H. Sign assemblies shall be installed as detailed in the Sign Assembly Table on the Drawings.

SECTION 02720 – PAINTED TRAFFIC MARKINGS, PART 2 – PRODUCTS, Article 2.1 – MATERIAL. *Revise paragraph A as follows:*

- A. White and yellow traffic marking paint shall conform to AASHTO M248, Type III, or Type F.

SECTION 02720 – PAINTED TRAFFIC MARKINGS, PART 3 – EXECUTION, 3.1 GENERAL, Article 3.3, LAYOUT AND PRE-MARKING, *add the following paragraph:*

- C. The painted traffic marking for this project includes the following:
 - 1. Double yellow centerline at the Cordova Street/Pioneer Avenue corner as shown on the Drawings.
 - 2. White painted crosswalk just south of the Pioneer Avenue/Fairbanks Street intersection as shown on the Drawings.

Add the following Section:

SECTION 02722 – ELECTRICAL UTILITIES

PART 1 - GENERAL

1.1 DESCRIPTION

- A. The WORK under this Section includes subcontracting or otherwise arranging with AEL&P, ACS Telephone, or GCI Cable Network for any work with the power, telephone and television services, respectively, for the WORK shown on the Drawings or described in this Section.

SPECIAL PROVISIONS

PART 2 – PRODUCTS

2.1 MATERIALS

- A. Materials shall be as specified by the owner of the private utility service company.
- B. Materials shall conform to the requirements of the National Electrical Code.

PART 3 – EXECUTION

3.1 CONSTRUCTION

- A. Construction shall be in accordance with the agreement arranged by the CONTRACTOR with the owner of the utility service being relocated, except that the Drawings and Specifications shall take precedence in the event of a conflict.
- B. All WORK with the electrical utilities shall conform to the requirements and standards established by the private utilities companies, and shall meet all applicable codes and regulations.
- C. The WORK under this Section does not include excavating, backfilling, or any other work under, around, or along electrical utilities that are not in direct conflict with other work.

3.2 ELECTRICAL CONDUCTOR RELOCATION

- A. The WORK under these Items include only those electrical conduit or conductor relocations required due to a direct conflict with new piping or structures, and that are 3-inches or less in diameter.

Add the following Section:

SECTION 02723 – SEGMENTAL RETAINING WALL

PART 1 - GENERAL

1.1 DESCRIPTION

- A. The WORK shall consist of furnishing and construction of a KEYSTONE Retaining Wall System, or approved equal, in accordance with these Specifications and in reasonably close conformity with the lines, grades, design, and dimensions shown on the Drawings.
- B. The WORK includes preparing foundation soil, furnishing and installing leveling pad, unit drainage fill and backfill to the lines and grades shown on the construction drawings.
- C. All work shall be in accordance with the manufacturer's recommendations.

SPECIAL PROVISIONS

1.2 RELATED SECTIONS

1. Section 02202 – Excavation and Embankment
2. Section 02204 - Base Course

1.3 **QUALITY ASSURANCE.** The CONTRACTOR shall have a product representative on site at the beginning of wall construction for a minimum of one day for quality assurance, unless the CONTRACTOR has constructed a segmental retaining wall (minimum surface area of 150 sf) of the same manufacturer within the past five years..

PART 2 - PRODUCTS

2.1 DEFINITIONS

- A. Modular Unit - a concrete retaining wall element machine made from portland cement, water, and aggregates.
- B. Cap Unit - a concrete retaining wall element machine made from portland cement, water and aggregates.
- C. Unit Drainage Fill - drainage aggregate which is placed within and immediately behind the modular concrete units.
- D. Backfill-compacted soil which is placed behind the reinforced backfill.

2.2 MODULAR CONCRETE RETAINING WALL UNITS

- A. Modular concrete units shall conform to the following architectural requirements:
 1. Face color - concrete gray
 2. Face finish - sculptured rock face in angular tri-planer configuration, or approved equal.
 3. Bond configuration - running with bonds nominally located at midpoint vertically adjacent units, in both straight and curved alignments.
 4. Exposed surfaces of units shall be free of chips, cracks or other imperfections when viewed from a distance of 10 feet under diffused lighting.
- B. Modular concrete materials shall conform to the requirements of ASTM C1372 - Standard Specifications for Segmental Retaining Wall Units.
- C. Modular concrete units shall conform to the following structural and geometric requirements measured in accordance with appropriate references:
 1. Compressive strength = 3000 psi minimum;
 2. Absorption = 6 - 8 % for standard weight aggregates;
 3. Dimensional tolerances = " 1/8" from nominal unit dimensions not including rough split face, "1/16" unit height - top and bottom planes;
 4. Unit size - Width to Height Ratio = 2.25:1; Depth = 21" minimum;

SPECIAL PROVISIONS

5. Unit weight - 95 lbs/unit minimum, not including unit fill, for standard weight aggregates;
 6. Inter-unit shear strength - 600 plf minimum at 2 psi normal pressure;
- D. Modular concrete units shall conform to the following constructability requirements:
1. Vertical setback = 1" per course;
 2. Alignment positioning mechanism - fiberglass pins, two per unit minimum;
 3. Maximum horizontal gap between erected units shall be - 1/2 inch.

2.3 MODULAR CONCRETE CAP UNITS

- A. Modular concrete cap units shall match the modular concrete retaining wall units in all facets except the following:
1. Unit size - 4" x 18" x 10" (H x W x D) minimum
 2. Unit weight - 45 lbs. minimum
 3. The cap units shall have a finished appearance on all exposed sides.

2.4 SHEAR CONNECTORS

- A. Shear connectors shall be 1/2 inch diameter thermoset isophthalic polyester resin-pultruded fiberglass reinforcement rods or equivalent to provide connection between vertically and horizontally adjacent units. Strength of shear connectors between vertical adjacent units shall be applicable over a design temperature of 10 degrees F to + 100 degrees F.

2.5 BASE LEVELING PAD MATERIAL: Material shall consist of a compacted base course, in accordance with Section 02204 – Base Course.

2.6 UNIT DRAINAGE FILL

- A. Unit drainage fill shall consist of clean 1" minus crushed stone meeting the following gradation tested in accordance with ASTM D-422:

<u>Sieve Size</u>	<u>Percent Passing</u>
1-inch	100
3/4 inch	75-100
No. 4	0 - 10
No. 50	0 - 5

- B. One cubic foot, minimum, of drainage fill shall be used for each square foot of wall face. Drainage fill shall be placed within cores of, between, and behind units to meet this requirement.

SPECIAL PROVISIONS

2.7 BACKFILL

- A. Backfill shall meet the requirements of Section 02202 – Excavation and Embankment, Article 2.5 – Selected Borrow.
- B. Material can be site-excavated soils where the above requirements are met.

2.8 SURFACE TREATMENT. “Concrete International Corporation” Ashford Formula, or approved equal, shall be used for surface treatment.

PART 3 - EXECUTION

3.1 EXCAVATION

- A. The CONTRACTOR shall excavate to the lines and grades shown on the construction drawings. The ENGINEER will inspect the excavation and approve prior to placement of leveling material or fill soils. Proof roll foundation area as directed to determine if remedial work is required.

3.2 BASE LEVELING PAD

- A. Leveling pad material shall be placed to the lines and grades shown on the construction drawings, to a minimum thickness of 6 inches and extend laterally a minimum of 6-inches in front and behind the modular wall unit.
- B. Soil leveling pad materials shall be compacted to a minimum of 95 % of maximum density as determined by AASHTO T 180D, or Alaska T-12.
- C. Leveling pad shall be prepared to insure full contact to the base surface of the concrete units.

3.3 MODULAR UNIT INSTALLATION

- A. First course of units shall be placed on the leveling pad at the appropriate line and grade. Alignment and level shall be checked in all directions and insure that all units are in full contact with the base and properly seated.
- B. Place the front of units side-by-side. Do not leave gaps between adjacent units. Layout of corners and curves shall be in accordance with manufacturer's recommendations.
- C. Install shear/connecting devices per manufacturer's recommendations.
- D. Place and compact drainage fill within and behind wall units. Place and compact backfill soil behind drainage fill. Follow wall erection and drainage fill closely with structure backfill.

SPECIAL PROVISIONS

- E. Maximum stacked vertical height of wall units, prior to unit drainage fill and backfill placement and compaction, shall not exceed two courses.

3.4 BACKFILL PLACEMENT

- A. Backfill shall be placed, spread, and compacted in such a manner that minimizes installation damage.
- B. Backfill shall be placed and compacted in lifts not to exceed 6-inches where hand compaction is used, or 8 - 10 inches where heavy compaction equipment is used. Lift thickness shall be decreased to achieve the required density as required.
- C. Backfill shall be compacted to 95% of maximum density as determined by AASHTO T 180D, or Alaska T-12. The moisture content of the backfill material prior to and during compaction shall be uniformly distributed throughout each layer and shall be dry of optimum, + 0%, - 3%.
- D. Only lightweight hand-operated equipment shall be allowed within 3-feet from the tail of the modular concrete unit.
- E. At the end of each day's operation, the CONTRACTOR shall slope the last lift of backfill away from the wall units to direct runoff away from wall face. The CONTRACTOR shall not allow surface runoff from adjacent areas to enter the wall construction site.

3.6 CAP INSTALLATION

- A. Cap units shall be glued to underlying units with an all-weather adhesive recommended by the manufacturer, or approved equal.

3.7 SURFACE TREATMENT

- A. After all modular wall units, including caps, have been installed and backfilled, all exposed surfaces shall be coated with Ashford Formula, or approved equal. The coating shall be applied until the liquid runs freely across all surfaces.
- B. All surfaces, including the tops of exposed units at each setback, shall be thoroughly cleaned of gravel, dirt and other debris prior to application of the surface treatment.

3.8 AS-BUILT CONSTRUCTION TOLERANCES

- A. Vertical alignment : 1.5" over any 10' distance.
- B. Wall Batter: within 2 degrees of design batter.
- C. Horizontal alignment: 1.5" over any 10' distance.
Corners, bends, curves 1-foot to theoretical location.

SPECIAL PROVISIONS

- D. Maximum horizontal gap between erected units shall be 1/2 inch.

END OF SECTION

SECTION 02801 – ASPHALT CONCRETE PAVEMENT, PART 1 – GENERAL, Article 1.1, DESCRIPTION, *revise* TABLE 02801-1, ASPHALTIC CONCRETE MIX REQUIREMENTS, *as follows*:

<u>Design Parameters</u>	<u>Class A</u>	<u>Class B</u>
Voids in total mix, percent	2.5 – 4.0%	2.5 – 4.0%
Percent oil content	6.0 – 6.8%	6.0 – 6.8%

SECTION 02801 – ASPHALT CONCRETE PAVEMENT, PART 1 - GENERAL, Article 1.1, DESCRIPTION, *revise paragraph B as follows*:

- B. Asphaltic concrete mix for this Project for the paved street section shall be Type II-A, Class B. See Table 02801-1.

SECTION 02801 – ASPHALT CONCRETE PAVEMENT, PART 2 – PRODUCTS, Article 2.1, COMPOSITION OF ASPHALT CONCRETE MIXTURES – JOB MIX DESIGN, paragraph C., *delete subparagraph 6 and replace with the following*:

- 6. The mix design shall be 50 blow Marshall Method.

SECTION 02801 -- ASPHALT CONCRETE PAVEMENT, PART 3 – EXECUTION, Article 3.10, JOINTS, *add the following paragraph*:

- J. All joints with existing asphalt pavement shall be resealed with asphalt cement after the new pavement has cooled to ambient temperature. All joints with concrete gutters found to have a gap shall be blown out using a weed burner torch, filled with asphalt cement and covered with a layer of dry sand. Excess sand shall be removed and asphalt cement placed on the concrete gutter more than one-inch from the edge of gutter shall be removed using solvent or other approved methods.

SECTION 02801 – ASPHALT CONCRETE PAVEMENT, PART 3 – EXECUTION, Article 3.13, Acceptance Sampling and Testing, *add the following paragraph*:

- K. For each lot of asphalt pavement produced, a sample shall be taken by the CONTRACTOR for purposes of acceptance testing by the OWNER. The CONTRACTOR shall split the sample with the OWNER to retain a portion for their own use. The sample shall be taken according to proper sampling methods, from the asphalt pavement on the grade.

Based on the results of the acceptance testing, a deduction from the asphalt pavement pay item may be made at the following amounts:

SPECIAL PROVISIONS

#200 Sieve: of \$2,000.00 per each 0.1% outside the job mix design tolerance, not exceeding 6% maximum, of the percent passing the #200 sieve.

Asphalt Content: of \$2,000.00 per each 0.1% outside the allowable job mix design asphalt content tolerance. The allowable asphalt content tolerance for this Contract shall be +/- 0.2% of the target job mix design asphalt content and shall not exceed the asphalt oil content limits specified in this Contract.

The pay deductions for exceeding the job mix design tolerances does not constitute acceptance of a mix that does not meet the specifications. Further acceptance testing will be performed to determine if the asphalt pavement specifications have been met. No payment for asphalt pavement will be made for asphalt pavement exceeding job mix design tolerances, or not meeting asphalt pavement specifications, until additional testing determines whether the asphalt pavement meets all other specifications.

For the purposes of this Contract, one lot of asphalt pavement is defined as 250 tons, or a single day's asphalt pavement production of at least 100 tons.

SECTION 02803 - FOG SEAL COAT, PART 2 - PRODUCTS, Article 2.1, MATERIALS, revise paragraph C to read as follows:

- C. The blotter material shall be suitable, dry, clean sand.

SECTION 03302 – CONCRETE STRUCTURES, PART 3 – EXECUTION, add the following Article:

3.4 Concrete Area Drain

- A. The concrete area drain shall conform to CBJ Standard Detail 310 – Area Drain Detail, except the shape shall conform to that shown on the Drawings, and the gradelines on each side of the slab, and the depth from the edge of the slab to the grate, shall be as established and approved by the ENGINEER prior to placing concrete. The CONTRACTOR shall set the form boxes loosely in place, and then request the ENGINEER to work with the CONTRACTOR to establish the final positioning of the forms and the finish gradelines within the forms prior to placing concrete.

SECTION 03303 – SIDEWALK, CURB AND GUTTER, PART 2 - PRODUCTS, Article 2.1, MATERIALS, revise paragraph B. to read:

- B. Synthetic fibers shall be used for reinforcement with curb and gutter and concrete sidewalk replacements, except a 6-foot length of No. 4 reinforcing bar shall be centered across catch basins centered in the curb. Except as described above, reinforcing steel or wire mesh shall not be used unless approved by the ENGINEER. Sidewalks shall utilize Fibermesh 150, or approved equal. Curbs, gutters and driveways shall utilize a fibrillated product, Fibermesh 300, or approved equal. Application rates of both products shall be at least 1.5 pounds per cubic yard of concrete. Fibermesh shall be as manufactured by “SI Concrete Systems,” or approved equal.

SPECIAL PROVISIONS

SECTION 03303 – SIDEWALK, CURB AND GUTTER, PART 3 – EXECUTION, *add the following Article:*

3.2 CONCRETE ACCESS RAMP, 6-INCHES THICK, WITH DETECTABLE TILES

- A. Concrete sidewalk segments for access ramps shall be constructed as shown on the Drawings. The concrete ramps shall be graded to a 2.0% maximum slope and shall be 6-inches thick. Detectable tiles shall be installed at each ramp to the dimensions and locations shown on the Drawings. Detectable tiles shall be “Dome Tile” from “United Rentals,” or approved equal. Detectable tiles shall be colored yellow. Installation of the detectable tiles shall be in accordance with the manufacturer’s installation instructions.

Add the following Section:

SECTION 16050 - BASIC ELECTRICAL MATERIALS AND METHODS

PART 1 - GENERAL

1.1 RELATED DOCUMENTS

- A. Drawings and general provisions of the contract, including General and Supplementary Conditions and Division 1 Specification Sections, apply to this Section.

1.2 SUMMARY

- A. This Section includes the following electrical materials and methods:
 - 1. Supporting devices for electrical components.
 - 2. Concrete equipment bases.
 - 3. Electrical identification.
 - 4. Electrical demolition.
 - 5. Cutting and patching for electrical construction.
 - 6. Touchup painting.
 - 7. Meter sockets.

1.3 SUBMITTALS

- A. General: Submit each item in this Article according to the Conditions of Section 01300 – CONTRACTOR Submittals.
- B. Provide catalog cut sheets providing product data for each type of product specified. Note specifically what component is being submitted when more than one model or version is shown on the cut sheet. Where there is more than one of each type of component (circuit breaker), label the top of each cut sheet with the specific component that the cut sheet applies to.
- C. Provide Shop Drawings detailing fabrication and installation of supports and anchorage for electrical items. Show all components of a system and how they

SPECIAL PROVISIONS

relate to each other during installation. Include details of mounting brackets, wiring interconnections, single line diagrams, component layout diagrams for enclosures, materials lists for components in enclosures, wiring schematic diagrams with each wire numbered and each terminal numbered for wiring in enclosures.

1.4 QUALITY ASSURANCE

- A. Comply with NFPA 70 for components and installation.
- B. Listing and Labeling: Provide products specified in this Section that are listed and labeled.
 - 1. The Terms "Listed and Labeled": As defined in the National Electrical Code, Article 100.
 - 2. Listing and Labeling Agency Qualifications: A "Nationally Recognized Testing Laboratory" (NRTL) as defined in OSHA Regulation 1910.7.

1.5 SEQUENCING AND SCHEDULING

- A. Coordinate electrical equipment installation with other trades.
- B. Arrange for chases, slots, and openings in building structure during progress of construction to allow for electrical installations.
- C. Coordinate installing required supporting devices and set sleeves in poured-in-place concrete and other structural components as they are constructed.
- D. Sequence, coordinate, and integrate installing electrical materials and equipment for efficient flow of the WORK.
- E. Coordinate connecting electrical systems with exterior underground utilities and services. Comply with requirements of governing regulations, utility requirements, and controlling agencies.
- F. Coordinate installing electrical identification after completion of finishing where identification is applied to field-finished surfaces.

PART 2 - PRODUCTS

2.1 SUPPORTING DEVICES

- A. Channel and angle support systems, hangers, anchors, sleeves, brackets, fabricated items, and fasteners are designed to provide secure support from the building structure for electrical components.
 - 1. Material: Steel, except as otherwise indicated, protected from corrosion with zinc coating or with treatment of equivalent corrosion resistance using approved alternative finish or inherent material characteristics.
 - 2. Metal Items for Use Outdoors: Hot-dip galvanized steel, or type 316L stainless steel, except as otherwise indicated.

SPECIAL PROVISIONS

- B. Steel channel supports have 9/16-inch (14-mm) diameter holes at a maximum of 8 inches (203 mm) o.c., in at least 1 surface.
 - 1. Fittings and accessories mate and match with channels and are from the same manufacturer.
- C. Nonmetallic Channel and Angle Systems: Structural-grade, factory-formed, fiberglass-resin channels and angles with 9/16-inch (14-mm) diameter holes at a maximum of 8 inches (203 mm) o.c., in at least 1 surface.
 - 1. Fittings and accessories mate and match with channels or angles and are from the same manufacturer.
 - 2. Fitting and Accessory Material: Same as channels and angles, except metal items may be stainless steel.
- D. Raceway and Cable Supports: Manufactured clevis hangers, riser clamps, straps, threaded C-clamps with retainers, ceiling trapeze hangers, wall brackets, and spring steel clamps or "click"- type hangers.
- E. Sheet-Metal Sleeves: 0.0276-inch (0.7-mm) or heavier galvanized sheet steel, round tube, closed with welded longitudinal joint.
- F. Pipe Sleeves: ASTM A 53, Type E, Grade A, Schedule 40, galvanized steel, plain ends.
- G. Cable Supports for Vertical Conduit: Factory-fabricated assembly consisting of threaded body and insulating wedging plug for non-armored electrical cables in riser conduits. Plugs have number and size of conductor gripping holes as required to suit individual risers. Body constructed of malleable iron casting with hot-dip galvanized finish.
- H. Expansion Anchors: Red Head, Hilti, or equal. Stainless steel.
- I. Toggle Bolts: All-steel springhead type.
- J. Powder-Driven Threaded Studs: Heat-treated steel.

2.2 ELECTRICAL IDENTIFICATION

- A. Manufacturer's Standard Products: Where more than one type is listed for a specified application, selection is Installer's option, but provide single type for each application category. Use colors prescribed by ANSI A13.1, NFPA 70, and these Specifications.
- B. Raceway and Cable Labels: Conform to ANSI A13.1, Table 3, for minimum size of letters for legend and minimum length of color field for each raceway or cable size.
 - 1. Type: Preprinted, flexible, self-adhesive, vinyl. Legend is over-laminated with a clear, weather- and chemical-resistant coating.
 - 2. Color: Black legend on orange field.

SPECIAL PROVISIONS

3. Legend: Indicates voltage.
 - C. Colored Adhesive Marking Tape for Raceways, Wires, and Cables: Self-adhesive vinyl tape not less than 3 mils thick by 1 inch wide (0.08 mm thick by 25 mm wide).
 - D. Underground Line Warning Tape: Permanent, bright-colored, continuous-printed, vinyl tape with the following features:
 1. Size: Not less than 4-mils-thick by 6-inches-wide (0.102 mm thick by 152 mm wide).
 - a. Compounded for permanent direct-burial service.
 - E. Tape Markers: Vinyl or vinyl-cloth, self-adhesive, wraparound type with preprinted numbers and letters.
 - F. Color-Coding Cable Ties: Type 6/6 nylon, self-locking type. Colors to suit coding scheme.
 - G. Engraved, Plastic-Laminated Labels, Signs, and Instruction Plates: Engraving stock, melamine plastic laminate punched for mechanical fasteners 1/16-inch (1.6-mm) minimum thick for signs up to 20 sq. in. (129 sq. cm), 1/8 inch (3.2 mm) thick for larger sizes. Engraved legend in black letters on white face.
 - H. Fasteners for Plastic-Laminated and Metal Signs: Self-tapping stainless-steel screws or No. 10/32 stainless-steel machine screws with nuts and flat and lock washers.
- 2.3 TOUCHUP PAINT
- A. For Equipment: Provided by equipment manufacturer and selected to match equipment finish.
 - B. For Non-equipment Surfaces: Matching type and color of undamaged, existing adjacent finish.
 - C. For Galvanized Surfaces: Zinc-rich paint recommended by item manufacturer.

PART 3 - EXECUTION

3.1 EQUIPMENT INSTALLATION REQUIREMENTS

- A. Install components and equipment to provide the maximum possible headroom where mounting heights or other location criteria are not indicated.
- B. Install items level, plumb, and parallel and perpendicular to other building systems and components, except where otherwise indicated.
- C. Install equipment to facilitate service, maintenance, and repair or replacement of components. Connect for ease of disconnecting, with minimum interference with other installations.

SPECIAL PROVISIONS

- D. Give right of way to raceways and piping systems installed at a required slope.

3.2 ELECTRICAL SUPPORTING METHODS

- A. Damp Locations and Outdoors: Hot-dip galvanized materials or nonmetallic, U-channel system components. Consider the exterior of the building a damp location.
- B. Support Clamps for PVC Raceways: Click-type clamp system.
- C. Conform to manufacturer's recommendations for selecting supports.
- D. Strength of Supports: Adequate to carry all present and future loads, times a safety factor of at least 4; 200-lb- (90-kg-) minimum design load.

3.3 INSTALLATION

- A. Install devices to securely and permanently fasten and support electrical components.
- B. Raceway Supports: Comply with NFPA 70 and the following requirements:
 - 1. Conform to manufacturer's recommendations for selecting and installing supports.
 - 2. Install individual and multiple raceway hangers and riser clamps to support raceways. Provide U bolts, clamps, attachments, and other hardware necessary for hanger assembly and for securing hanger rods and conduits.
 - 3. Support parallel runs of horizontal raceways together on trapeze- or bracket-type hangers.
 - 4. Spare Capacity: Size supports for multiple conduits so capacity can be increased by a 25 percent minimum in the future.
 - 5. Support individual horizontal raceways with separate, malleable iron pipe hangers or clamps.
 - 6. Hanger Rods: 1/4-inch (6-mm) diameter or larger threaded steel, except as otherwise indicated.
 - 7. Spring Steel Fasteners: Specifically designed for supporting single conduits or tubing. May be used in lieu of malleable iron hangers for 1-1/2-inch (38-mm) and smaller raceways serving lighting and receptacle branch circuits above suspended ceilings and for fastening raceways to channel and slotted angle supports.
 - 8. In vertical runs, arrange support so the load produced by the weight of the raceway and the enclosed conductors is carried entirely by the conduit supports, with no weight load on raceway terminals.
- C. Vertical Conductor Supports: Install simultaneously with conductors.
- D. Miscellaneous Supports: Install metal channel racks for mounting cabinets, panelboards, disconnects, control enclosures, pull boxes, junction boxes,

SPECIAL PROVISIONS

transformers, and other devices except where components are mounted directly to structural features of adequate strength.

- E. Sleeves: Install for cable and raceway penetrations of concrete slabs and walls, except where core-drilled holes are used. Install for cable and raceway penetrations of masonry and fire-rated gypsum walls and of all other fire-rated floor and wall assemblies. Install sleeves during erection of concrete and masonry walls.

- F. Fastening: Unless otherwise indicated, securely fasten electrical items and their supporting hardware to the building structure. Perform fastening according to the following:
 - 1. Fasten by means of wood screws or screw-type nails on wood; toggle bolts on hollow masonry units; concrete inserts or expansion bolts on concrete or solid masonry; and by machine screws, welded threaded studs, or spring-tension clamps on steel.
 - 2. Threaded studs driven by a powder charge and provided with lock washers and nuts may be used instead of expansion bolts, machine screws, or wood screws.
 - 3. Drill holes in concrete beams so holes more than 1-1/2 inches (38 mm) deep do not cut main reinforcing bars.
 - 4. Drill holes in concrete so holes more than 3/4 inch (19 mm) deep do not cut main reinforcing bars.
 - 5. Fill and seal holes drilled in concrete and not used.
 - 6. Select fasteners so the load applied to any fastener does not exceed 25 percent of the proof-test load.

- G. Install identification devices where required.
 - 1. Install labels where indicated and at locations for best convenience of viewing without interference with operation and maintenance of equipment.
 - 2. Coordinate names, abbreviations, colors, and other designations used for electrical identification with corresponding designations indicated on the Contract Documents or required by codes and standards. Use consistent designations throughout the Project.
 - 3. Self-Adhesive Identification Products: Clean surfaces of dust, loose material, and oily films before applying.
 - 4. Tag or label power circuits for future connection and circuits in raceways and enclosures with other circuits. Identify source and circuit numbers in each cabinet, pull box, junction box, and outlet box. Color coding may be used for voltage and phase indication.
 - 5. Identify Paths of Underground Electrical Lines: During trench backfilling, for exterior underground power, control, signal, and communication lines, install continuous underground plastic line marker located directly above power and communication lines. Locate 6 to 8 inches (150 to 200 mm) below finished grade. Where multiple lines installed in a common trench or concrete envelope do not exceed an overall width of 16 inches (400 mm), use a single line marker.

SPECIAL PROVISIONS

6. For panelboards, provide framed, typed circuit schedules with explicit description and identification of items controlled by each individual breaker.

H. Store all material and equipment in a dry, heated area until it is installed. Keep all material dry and if it has printed circuit boards or any other electronic components, keep it in a dry heated location after it is installed.

3.4 DEMOLITION

A. Where electrical WORK to remain is damaged or disturbed in the course of the WORK, remove damaged portions and install new products of equal capacity, quality, and functionality.

B. Keep all existing electrical systems on the Project site fully operational during the course of the WORK.

3.5 CUTTING AND PATCHING

A. Cut, channel, chase, and drill floors, walls, partitions, ceilings, and other surfaces necessary for electrical installations. Perform cutting by skilled mechanics of the trades involved.

B. Repair disturbed surfaces to match adjacent undisturbed surfaces.

3.6 TOUCH-UP PAINTING

A. Thoroughly clean damaged areas and provide primer, intermediate, and finish coats to suit the degree of damage at each location.

B. Follow paint manufacturer's written instructions for surface preparation and for timing and application of successive coats.

C. Paint all exposed conduit to match building exterior where conduit is run up the side of a building or across a building.

END OF SECTION

Add the following Section:

SECTION 16120 - CONDUCTORS AND CABLES

PART 1 - GENERAL

1.1 RELATED DOCUMENTS

A. Drawings and general provisions of the contract, including General and Supplementary Conditions and Division 1 Specification Sections, apply to this Section.

SPECIAL PROVISIONS

1.2 SUMMARY

- A. This Section includes building wires and cables and associated connectors, splices, and terminations for wiring systems rated 600 V and less.

1.3 SUBMITTALS

- A. Catalog cut sheets for all products used.

1.4 QUALITY ASSURANCE

- A. Testing Agency Qualifications: In addition to requirements specified in Division 1 Section "Quality Control," an independent testing agency shall meet OSHA criteria for accreditation of testing laboratories, Title 29, Part 1907; or shall be a full-member company of the InterNational Electrical Testing Association.
 - 1. Testing Agency's Field Supervisor: Person currently certified by the InterNational Electrical Testing Association or the National Institute for Certification in Engineering Technologies, to supervise on-site testing specified in Part 3.
- B. Listing and Labeling: Provide wires and cables specified in this Section that are listed and labeled.
 - 1. The Terms "Listed" and "Labeled": As defined in NFPA 70, Article 100.
 - 2. Listing and Labeling Agency Qualifications: A "Nationally Recognized Testing Laboratory" as defined in OSHA Regulation 1910.7.
- C. Comply with NFPA 70.

1.5 DELIVERY, STORAGE, AND HANDLING

- A. Deliver wires and cables according to NEMA WC 26.

1.6 COORDINATION

- A. Coordinate layout and installation of cables with other installations.
- B. Revise locations and elevations from those indicated, as required to suit field conditions and as approved by ENGINEER.

PART 2 - PRODUCTS

2.1 MANUFACTURERS

- A. Available Manufacturers: Subject to compliance with requirements, manufacturers offering products that may be incorporated into the WORK include, but are not limited to, the following:
 - 1. Wires and Cables:
 - a. American Insulated Wire Corp.; Leviton Manufacturing Co.

SPECIAL PROVISIONS

- b. Carol Cable Co., Inc.
 - c. Southwire Company.
2. Connectors for Wires and Cables:
- a. AMP Incorporated.
 - b. General Signal; O-Z/Gedney Unit.
 - c. Monogram Co.; AFC.
 - d. Square D Co.; Anderson.
 - e. 3M Company; Electrical Products Division.

2.2 BUILDING WIRES AND CABLES

- A. UL-listed building wires and cables with conductor material, insulation type, cable construction, and rating as specified in Part 3 "Wire and Insulation Applications" Article.
- B. Rubber Insulation Material: Comply with NEMA WC 3.
- C. Thermoplastic Insulation Material: Comply with NEMA WC 5.
- D. Cross-Linked Polyethylene Insulation Material: Comply with NEMA WC 7.
- E. Ethylene Propylene Rubber Insulation Material: Comply with NEMA WC 8.
- F. Conductor Material: Copper.
- G. Stranding: Solid conductor for No. 10 AWG and smaller; stranded conductor for larger than No. 10 AWG.

2.3 CONNECTORS AND SPLICES

- A. UL-listed, factory-fabricated wiring connectors of size, ampacity rating, material, type, and class for application and service indicated. Comply with Project's installation requirements and as specified in Part 3 "Wire and Insulation Applications" Article.

PART 3 - EXECUTION

3.1 EXAMINATION

- A. Examine raceways and building finishes to receive wires and cables for compliance with requirements for installation tolerances and other conditions affecting performance of wires and cables. Do not proceed with installation until unsatisfactory conditions have been corrected.

3.2 WIRE AND INSULATION APPLICATIONS

- A. Underground: Type RHW or XHHW, in raceway.
- B. Feeders: Type XHHW, in raceway.

SPECIAL PROVISIONS

- C. Branch Circuits: Type XHHW, in raceway.
- D. Class 1 Control Circuits: Type XHHW, in raceway.
- E. Class 2 Control Circuits: Type XHHW, in raceway.

3.3 INSTALLATION

- A. Install wires and cables as indicated, according to manufacturer's written instructions and NECA's "Standard of Installation."
- B. Remove existing wires from raceway before pulling in new wires and cables.
- C. Pull Conductors: Use manufacturer-approved pulling compound or lubricant where necessary; compound used must not deteriorate conductor or insulation. Do not exceed manufacturer's recommended maximum pulling tensions and sidewall pressure values.
- D. Use pulling means, including fish tape, cable, rope, and basket-weave wire/cable grips, that will not damage cables or raceway.
- E. Support cables according to Division 16 Section 16050 - Basic Electrical Materials And Methods.
- F. Identify wires and cables according to Division 16 Section 16050 - Basic Electrical Materials And Methods.

3.4 CONNECTIONS

- A. Conductor Splices: Keep to minimum. In underground circuits, the only splices shall be in the electrical service equipment, panels, or wall mounted enclosures.
- B. Install splices and tapes that possess equivalent or better mechanical strength and insulation ratings than conductors being spliced.
- C. Use splice and tap connectors compatible with conductor material.
- D. Wiring at Outlets: Install conductor at each outlet, with at least 12 inches (300 mm) of slack.
- E. Connect outlets and components to wiring and to ground as indicated and instructed by manufacturer.
- F. Tighten electrical connectors and terminals according to manufacturer's published torque-tightening values. If manufacturer's torque values are not indicated, use those specified in UL 486A and UL 486B.

SPECIAL PROVISIONS

3.5 FIELD QUALITY CONTROL

- A. Testing: On installation of wires and cables and before electrical circuitry has been energized, demonstrate product capability and compliance with requirements.
 - 1. Procedures: Perform each visual and mechanical inspection and electrical test stated in NETA ATS, Section 7.3.1. Certify compliance with test parameters.
- B. Correct malfunctioning conductors and cables at Project site, where possible, and retest to demonstrate compliance; otherwise, remove and replace with new units and retest.

END OF SECTION

Add the following Section:

SECTION 16130 - RACEWAYS AND BOXES

PART 1 - GENERAL

1.1 RELATED DOCUMENTS

- A. Drawings and general provisions of the Contract, including General and Supplementary Conditions and Division 1 Specification Sections, apply to this Section.

1.2 SUMMARY

- A. This Section includes raceways, fittings, boxes, enclosures, and cabinets for electrical wiring.
 - 1. Raceways include the following:
 - a. RMC.
 - b. IMC.
 - c. EMT.
 - d. FMC.
 - e. LFNC.
 - f. RNC.
 - 2. Boxes, enclosures, and cabinets include the following:
 - a. Device boxes.
 - b. Outlet boxes.
 - c. Pull and junction boxes.
 - d. Cabinets and hinged-cover enclosures.

- B. Related Sections include the following:

SPECIAL PROVISIONS

1. Division 16 Section 16050 - Basic Electrical Materials And Methods for raceways and box supports.

1.3 DEFINITIONS

- A. EMT: Electrical metallic tubing.
- B. FMC: Flexible metal conduit.
- C. IMC: Intermediate metal conduit.
- D. LFNC: Liquidtight flexible nonmetallic conduit.
- E. RMC: Rigid metal conduit.
- F. RNC: Rigid nonmetallic conduit.

1.4 SUBMITTALS

- A. Product Data: For raceways and fittings, boxes, hinged-cover enclosures, and cabinets.

1.5 QUALITY ASSURANCE

- A. Listing and Labeling: Provide raceways and boxes specified in this Section that are listed and labeled.
 1. The Terms "Listed" and "Labeled": As defined in NFPA 70, Article 100.
 2. Listing and Labeling Agency Qualifications: A "Nationally Recognized Testing Laboratory" as defined in OSHA Regulation 1910.7.
- B. Comply with NECA's "Standard of Installation."
- C. Comply with NFPA 70.

1.6 COORDINATION

- A. Coordinate layout and installation of raceways and boxes with other construction elements to ensure adequate headroom, working clearance, and access.

PART 2 - PRODUCTS

2.1 MANUFACTURER

- A. Available Manufacturers: Subject to compliance with requirements, manufacturers offering products that may be incorporated into the WORK include, but are not limited to, the following:
 1. Metal Conduit and Tubing:

SPECIAL PROVISIONS

- a. Carol Cable Co., Inc.
 - b. Grinnell Co.; Allied Tube and Conduit Div.
 - c. Monogram Co.; AFC.
 - d. Triangle PWC, Inc.
2. Nonmetallic Conduit and Tubing:
- a. Duraline.
3. Conduit Bodies and Fittings:
- a. American Electric; Construction Materials Group.
 - b. Crouse-Hinds; Div. of Cooper Industries.
 - c. Emerson Electric Co.; Appleton Electric Co.
 - d. Hubbell, Inc.; Killark Electric Manufacturing Co.
 - e. Lamson & Sessions; Carlon Electrical Products.
 - f. O-Z/Gedney; Unit of General Signal.
 - g. ETCO Speciality Products, Inc.
4. Boxes, Enclosures, and Cabinets:
- a. Butler Manufacturing Co.; Walker Division.
 - b. Crouse-Hinds; Div. of Cooper Industries.
 - c. Hoffman Engineering Co.; Federal-Hoffman, Inc.
 - d. O-Z/Gedney; Unit of General Signal.
 - e. Robroy Industries, Inc.; Electrical Division.
 - f. Thomas & Betts Corp.

2.2 METAL CONDUIT AND TUBING

- A. Rigid Steel Conduit: ANSI C80.1.
- B. IMC: ANSI C80.6.
- C. EMT and Fittings: ANSI C80.3.
 1. Fittings: Set-screw or compression type.
- D. FMC: Zinc-coated steel.
- E. Fittings: NEMA FB 1; compatible with conduit/tubing materials.

2.3 NONMETALLIC CONDUIT AND TUBING

- A. RNC: Schedule 40 PVC per NEMA TC 2 or HDPE Conduit per ASTM D2447-95. The HDPE conduit shall have a wall thickness of at least 0.154 inches + 0.020 inches. The conduit shall be cooled to room temperature after manufacture and prior to being rolled on a spool. Provide a conduit straightening mechanism to remove the "reel memory" from the conduit prior to installation. Instead of using a conduit straightening mechanism, the conduit may be spooled out on the

SPECIAL PROVISIONS

ground and allowed to “relax” for at least 24 hours prior to being placed in the trench. If the conduit still has peaks and valleys, it shall be straightened.

- B. RNC Fittings: Double E-Loc Couplings. The couplings shall be friction-fit, water-tight with an elastomeric seal inside a Schedule 80 PVC shell. The seal shall be grooved to enhance the friction fit. The couplings shall have a gripper ring and lock nut on each end. The couplings shall provide an air-tight, water tight splice. All other fittings for HDPE conduit such as elbows, threaded connectors and adapters to flexible conduit, etc. shall be rigid steel conduit. Transitions from HDPE to rigid steel conduit fittings shall be performed using rigid steel conduit and Double E-Loc couplings. Provide Double E-Loc couplings by ETCO Specialty Products, Inc. or an approved equal. Use rigid steel elbows when using PVC conduit.

2.4 OUTLET AND DEVICE BOXES

- A. Sheet Metal Boxes: NEMA OS 1.
- B. Cast-Metal Boxes: NEMA FB 1, Type FD, cast box with gasketed cover.
- C. Nonmetallic Boxes: NEMA OS 2.

2.5 PULL AND JUNCTION BOXES

- A. Small Sheet Metal Boxes: NEMA OS 1.
- B. Cast-Metal Boxes: NEMA FB 1, malleable iron with gasketed cover.
- C. All boxes installed outside of the building interior shall be hot-dipped galvanized cast steel boxes.

2.6 ENCLOSURES AND CABINETS

- A. Hinged-Cover Enclosures: NEMA 250, Type 1, with continuous hinge cover and flush latch.
 - 1. Metal Enclosures: Steel, finished inside and out with manufacturer's standard enamel.
- B. Exterior: NEMA 4X. All enclosures and cabinets mounted outside shall be NEMA 4X, stainless steel, unless otherwise noted.

PART 3 - EXECUTION

3.1 EXAMINATION

- A. Examine surfaces to receive raceways, boxes, enclosures, and cabinets for compliance with installation tolerances and other conditions affecting performance of raceway installation. Do not proceed with installation until unsatisfactory conditions have been corrected.

SPECIAL PROVISIONS

3.2 WIRING METHODS

- A. Outdoors: Use the following wiring methods:
 - 1. Exposed: Rigid steel.
 - 2. Underground, Single Run: Rigid Steel within 10 feet of a building or other above ground structure. Schedule 40 PVC may be used under the street at least 10 feet from any building
 - 3. Boxes and Enclosures: NEMA 250, Type 4, stainless steel or hot dipped galvanized.

3.3 INSTALLATION

- A. Install raceways, boxes, enclosures, and cabinets as indicated, according to manufacturer's written instructions.
- B. Complete raceway installation before starting conductor installation.
- C. Support raceways as specified in Division 16 Section 16050 - Basic Electrical Material And Methods.
- D. Use temporary closures to prevent foreign matter from entering raceways.
- E. Protect stub-ups from damage where conduits rise through slabs. Arrange so curved portion of bends is not visible above the finished slab.
- F. Make bends and offsets so ID is not reduced. Keep legs of bends in the same plane and straight legs of offsets parallel, unless otherwise indicated.
- G. Use raceway fittings compatible with raceways and suitable for use and location. For intermediate steel conduit, use threaded rigid steel conduit fittings, unless otherwise indicated.
- H. Install exposed raceways parallel to or at right angles to nearby surfaces or structural members, and follow the surface contours as much as practical.
 - 1. Run parallel or banked raceways together, on common supports where practical.
 - 2. Make bends in parallel or banked runs from same centerline to make bends parallel. Use factory elbows only where elbows can be installed parallel; otherwise, provide field bends for parallel raceways.
- I. Join raceways with fittings designed and approved for the purpose and make joints tight.
 - 1. Make raceway terminations tight. Use bonding bushings or wedges at connections subject to vibration. Use bonding jumpers where joints cannot be made tight.
 - 2. Use insulating bushings to protect conductors.
- J. Tighten set screws of threadless fittings with suitable tools.

SPECIAL PROVISIONS

- K. Terminations: Where raceways are terminated with locknuts and bushings, align raceways to enter squarely and install locknuts with dished part against the box. Where terminations are not secure with 1 locknut, use 2 locknuts: 1 inside and 1 outside the box.
- L. Where raceways are terminated with threaded hubs, screw raceways or fittings tightly into the hub so the end bears against the wire protection shoulder. Where chase nipples are used, align raceways so the coupling is square to the box and tighten the chase nipple so no threads are exposed.
- M. Install pull wires in empty raceways. Use No. 14 AWG zinc-coated steel or monofilament plastic line with not less than 200-lb (90-kg) tensile strength. Leave at least 12 inches (300 mm) of slack at each end of the pull wire.

3.4 PROTECTION

- A. Provide final protection and maintain conditions, in a manner acceptable to manufacturer and Installer that ensure coatings, finishes, and cabinets are without damage or deterioration at the time of Substantial Completion.
 - 1. Repair damage to galvanized finishes with zinc-rich paint recommended by manufacturer.
 - 2. Repair damage to paint finishes with matching touchup coating recommended by manufacturer.

3.5 CLEANING

- A. On completion of installation, including outlet fittings and devices, inspect exposed finish. Remove burrs, dirt, and construction debris and repair damaged finish, including chips, scratches, and abrasions.

END OF SECTION

Add the following Section:

SECTION 16452 - GROUNDING

PART 1 - GENERAL

1.1 RELATED DOCUMENTS

- A. Drawings and general provisions of the contract, including General and Supplementary Conditions and Division 1 Specification Sections, apply to this Section.

1.2 SUMMARY

SPECIAL PROVISIONS

- A. This Section includes grounding of electrical systems and equipment and basic requirements for grounding for protection of life, equipment, circuits, and systems. Grounding requirements specified in this Section may be supplemented in other Sections of these Specifications.
- B. Related Sections: The following Sections contain requirements that relate to this Section:
 - 1. Division 16 Section 16120 – Conductors And Cables.

1.3 SUBMITTALS

- A. General: Submit each item in this Article according to the Conditions of the contract and Division 1 Specification Sections.
- B. Product Data for grounding rods, connectors and connection materials, and grounding fittings.

1.4 QUALITY ASSURANCE

- A. Comply with NFPA 70.
- B. Comply with UL 467.
- C. Listing and Labeling: Provide products specified in this Section that are listed and labeled.
 - 1. The Terms "Listed" and "Labeled": As defined in the National Electrical Code, Article 100.
 - 2. Listing and Labeling Agency Qualifications: A "Nationally Recognized Testing Laboratory" (NRTL) as defined in OSHA Regulation 1910.7.

PART 2 - PRODUCTS

2.1 MANUFACTURERS

- A. Available Manufacturers: Subject to compliance with requirements, manufacturers offering products that may be incorporated into the Work include, but are not limited to, the following:
 - 1. Ideal Industries, Inc.
 - 2. Burndy
 - 3. O-Z/Gedney Co.
 - 4. Thomas & Betts, Electrical.

2.2 GROUNDING AND BONDING PRODUCTS

- A. Governing Requirements: Where types, sizes, ratings, and quantities indicated are in excess of National Electrical Code (NEC) requirements, the more stringent requirements and the greater size, rating, and quantity indications govern.

SPECIAL PROVISIONS

2.3 WIRE AND CABLE GROUNDING CONDUCTORS

- A. Comply with Division 16 Section 16120 – Conductors And Cables. Conform to NEC Table 8, except as otherwise indicated, for conductor properties, including stranding.
 - 1. Material: copper. Use only copper wire.
- B. Equipment Grounding Conductors: Insulated with green color insulation.
- C. Grounding-Electrode Conductors: Stranded cable.
- D. Underground Conductors: Bare, tinned, stranded, except as otherwise indicated.
- E. Bare Copper Conductors: Conform to the following:
 - 1. Solid Conductors: ASTM B 3.

2.4 MISCELLANEOUS CONDUCTORS

- A. Grounding Bus: Bare, annealed-copper bars of rectangular cross section.
- B. Braided Bonding Jumpers: Copper tape, braided No. 30 AWG bare copper wire, terminated with copper ferrules.
- C. Bonding Straps: Soft copper, 0.05 inch (1 mm) thick and 2 inches (50 mm) wide, except as indicated.

2.5 CONNECTOR PRODUCTS

- A. Pressure Connectors: High-conductivity-plated units.
- B. Bolted Clamps: Heavy-duty type.
- C. Exothermic-Welded Connections: Provided in kit form and selected per manufacturer's written instructions for specific types, sizes, and combinations of conductors and connected items.

2.6 GROUNDING ELECTRODES AND TEST WELLS

- A. Grounding Rods: Sectional type; copper-clad steel.
 - 1. Size: 3/4 inch by 120 inches (19 by 3000 mm).

PART 3 - EXECUTION

3.1 APPLICATION

- A. Equipment Grounding Conductors: Comply with NEC Article 250 for types, sizes, and quantities of equipment grounding conductors, except where specific types, larger sizes, or more conductors than required by NEC are indicated.

SPECIAL PROVISIONS

1. Install equipment grounding conductor with circuit conductors for the items below in addition to those required by Code:
 - a. Feeders and branch circuits.
 - b. Lighting circuits.
 2. Nonmetallic Raceways: Install an equipment grounding conductor in nonmetallic raceways unless they are designated for telephone or data cables.
- B. Separately Derived Systems: Where NEC requires grounding, ground according to NEC Paragraph 250-26.
- C. Metal Poles Supporting Outdoor Lighting Fixtures: Ground pole to a grounding electrode in addition to separate equipment grounding conductor run with supply branch circuit.

3.2 INSTALLATION

- A. General: Ground electrical systems and equipment according to NEC requirements, except where Drawings or Specifications exceed NEC requirements.
- B. Grounding Rods: Locate a minimum of 1-rod length from each other and at least the same distance from any other grounding electrode.
1. Drive until tops are 2 inches (50 mm) below finished floor or final grade, except as otherwise indicated.
 2. Interconnect with grounding-electrode conductors. Use exothermic welds, except at test wells and as otherwise indicated. Make these connections without damaging copper coating or exposing steel.
- C. Grounding Conductors: Route along the shortest and straightest paths possible, except as otherwise indicated. Avoid obstructing access or placing conductors where they may be subjected to strain, impact, or damage.
- D. Underground Grounding Conductors: Use bare copper wire. Bury at least 24 inches (600 mm) below grade.

3.3 CONNECTIONS

- A. General: Make connections so possibility of galvanic action or electrolysis is minimized. Select connectors, connection hardware, conductors, and connection methods so metals in direct contact will be galvanically compatible.
1. Use electroplated or hot-tin-coated materials to assure high conductivity and to make contact points closer in order of galvanic series.
 2. Make connections with clean, bare metal at points of contact.
 3. Make aluminum-to-steel connections with stainless-steel separators and mechanical clamps.

SPECIAL PROVISIONS

4. Make aluminum-to-galvanized steel connections with tin-plated copper jumpers and mechanical clamps.
 5. Coat and seal connections having dissimilar metals with inert material to prevent future penetration of moisture to contact surfaces.
- B. Exothermic-Welded Connections: Use for connections to structural steel and for underground connections, except those at test wells. Comply with manufacturer's written instructions. Welds that are puffed up or that show convex surfaces indicating improper cleaning are not acceptable.
- C. Equipment Grounding-Wire Terminations: For No. 8 AWG and larger, use pressure-type grounding lugs. No. 10 AWG and smaller grounding conductors may be terminated with winged pressure-type connectors.
- D. Noncontact Metal Raceway Terminations: Where metallic raceways terminate at metal housings without mechanical and electrical connection to housing, terminate each conduit with a grounding bushing. Connect grounding bushings with a bare grounding conductor to grounding bus or terminal in housing. Bond electrically non-continuous conduits at both entrances and exits with grounding bushings and bare grounding conductors, except as otherwise indicated.
- E. Tighten screws and bolts for grounding and bonding connectors and terminals according to manufacturer's published torque-tightening values. Where these requirements are not available, use those specified in UL 486A and UL 486B.
- F. Compression-Type Connections: Use hydraulic compression tools to provide correct circumferential pressure for compression connectors. Use tools and dies recommended by manufacturer of connectors. Provide embossing die code or other standard method to make a visible indication that a connector has been adequately compressed on grounding conductor.
- G. Moisture Protection: Where insulated grounding conductors are connected to grounding rods or grounding buses, insulate entire area of connection and seal against moisture penetration of insulation and cable.

3.4 ADJUSTING AND CLEANING

- A. Restore surface features, including vegetation, at areas disturbed by work of this Section. Reestablish original grades, except as otherwise indicated. Where sod has been removed, replace it as soon as possible after backfilling is completed. Restore areas disturbed by trenching, storing of dirt, cable laying, and other activities to their original condition. Include topsoiling, fertilizing, liming, seeding, sodding, sprigging, and mulching. Maintain restored surfaces. Restore disturbed paving as indicated.

END OF SECTION

SPECIAL PROVISIONS

Add the following Section:

SECTION 16476 – DISCONNECT SWITCHES AND CIRCUIT BREAKERS

PART 1 - GENERAL

1.1 RELATED DOCUMENTS

- A. Drawings and general provisions of the Contract, including General and Supplementary Conditions and Division 1 Specification Sections, apply to this Section.

1.2 SUMMARY

- A. This Section includes individually mounted switches and circuit breakers used for the following:
 - 1. Service disconnect switches.
 - 2. Feeder and equipment disconnect switches.
 - 3. Feeder branch-circuit protection.

1.3 SUBMITTALS

- A. General: Submit each item in this Article according to the Conditions of the Contract and Division 1 Specification Sections.
- B. Product Data for disconnect switches, circuit breakers, and accessories specified in this Section.
- C. Maintenance data for tripping devices to include in the operation and maintenance manual specified in Division 1.

1.4 QUALITY ASSURANCE

- A. Source Limitations: Obtain disconnect switches and circuit breakers from one source and by a single manufacturer.
- B. Comply with NFPA 70 for components and installation.
- C. Listing and Labeling: Provide disconnect switches and circuit breakers specified in this Section that are listed and labeled.
 - 1. The Terms "Listed" and "Labeled": As defined in the National Electrical Code, Article 100.

SPECIAL PROVISIONS

2. Listing and Labeling Agency Qualifications: A "Nationally Recognized Testing Laboratory" (NRTL) as defined in OSHA Regulation 1910.7.

PART 2 - PRODUCTS

2.1 MANUFACTURERS

- A. Available Manufacturers: Subject to compliance with requirements, manufacturers offering disconnect switches and circuit breakers that may be incorporated into the Work include, but are not limited to, the following:
 1. Molded-Case Circuit Breakers:
 - a. American Circuit Breaker Corp.
 - b. Eaton Corp.; Cutler-Hammer Products.
 - c. General Electric Co.; Electrical Distribution and Control Division.
 - d. Klockner-Moeller.
 - e. Siemens Energy & Automation, Inc.
 - f. Square D Co.
 - g. Westinghouse Electric Corp.; Distribution & Control Business Unit.

2.2 DISCONNECT SWITCHES

- A. Enclosed, Nonfusible Switch: NEMA KS 1, Type HD, with lockable handle.
- B. Enclosed, Fusible Switch, 800 A and Smaller: NEMA KS 1, Type HD, clips to accommodate specified fuses, enclosure consistent with environment where located, handle lockable with 2 padlocks, and interlocked with cover in CLOSED position.
- C. Enclosure: NEMA KS 1, Type 1, unless otherwise specified or required to meet environmental conditions of installed location.
 1. Outdoor Locations: Type 4X.
 2. Other Wet or Damp Indoor Locations: Type 4.

2.3 ENCLOSED CIRCUIT BREAKERS

- A. Enclosed, Molded-Case Circuit Breaker: NEMA AB 1, with lockable handle.
- B. Characteristics: Frame size, trip rating, number of poles, and auxiliary devices as indicated and interrupting rating to meet available fault current.
- C. Application Listing: Appropriate for application, including switching fluorescent lighting loads or heating, air-conditioning, and refrigerating equipment.
- D. Circuit Breakers, 200 A and Larger: Trip units interchangeable within frame size.
- E. Circuit Breakers, 400 A and Larger: Field-adjustable, short-time and continuous-current settings.

SPECIAL PROVISIONS

- F. Current-Limiting Trips: Where indicated, let-through ratings less than NEMA FU 1, Class RK-5.
- G. Current Limiters: Where indicated, integral fuse listed for circuit breaker.
- H. Molded-Case Switch: Where indicated, molded-case circuit breaker without trip units.
- I. Lugs: Mechanical lugs and power-distribution connectors for number, size, and material of conductors indicated.
- J. Shunt Trip: Where indicated.
- K. Accessories: As indicated.
- L. Enclosure: NEMA AB 1, Type 1, unless otherwise specified or required to meet environmental conditions of installed location.
 - 1. Outdoor Locations: Type 4X.
 - 2. Other Wet or Damp Indoor Locations: Type 4.

PART 3 - EXECUTION

3.1 INSTALLATION

- A. Install disconnect switches and circuit breakers in locations as indicated, according to manufacturer's written instructions.
- B. Install disconnect switches and circuit breakers level and plumb.
- C. Install wiring between disconnect switches, circuit breakers, control, and indication devices.
- D. Connect disconnect switches and circuit breakers and components to wiring system and to ground as indicated and instructed by manufacturer.
 - 1. Tighten electrical connectors and terminals according to manufacturer's published torque-tightening values. Where manufacturer's torque values are not indicated, use those specified in UL 486A and UL 486B.
- E. Identify each disconnect switch and circuit breaker according to requirements specified in Division 16 Section 16050 - Basic Electrical Materials and Methods.

3.2 FIELD QUALITY CONTROL

- A. Testing: After installing disconnect switches and circuit breakers and after electrical circuitry has been energized, demonstrate product capability and compliance with requirements.

SPECIAL PROVISIONS

1. Procedures: Perform each visual and mechanical inspection and electrical test stated in NETA ATS, Section 7.5 for disconnect switches and Section 7.6 for molded-case circuit breakers. Certify compliance with test parameters.
 - B. Correct malfunctioning units on-site, where possible, and retest to demonstrate compliance; otherwise, remove and replace with new units and retest.
- 3.3 ADJUSTING
- A. Set field-adjustable disconnect switches and circuit-breaker trip ranges as indicated.
- 3.4 CLEANING
- A. After completing system installation, including outlet fittings and devices, inspect exposed finish. Remove burrs, dirt, and construction debris and repair damaged finish including chips, scratches, and abrasions.

END OF SECTION

Add the following Section:

SECTION 16521 - EXTERIOR LIGHTING

PART 1 - GENERAL

1.1 RELATED DOCUMENTS

- A. Drawings and general provisions of the contract, including General and Supplementary Conditions and Division 1 Specification Sections, apply to this Section.

1.2 SUMMARY

- A. This Section includes exterior lighting units with luminaires, lamps, ballasts, poles/support structures, and accessories.

1.3 DEFINITIONS

- A. Lighting Unit: A luminaire or an assembly of luminaires complete with a common support, including pole, post, foundation, or other structure, and mounting and support accessories.
- B. Luminaire (Light Fixture): A complete lighting device consisting of lamp(s) and ballast(s), when applicable, together with parts designed to distribute light, to position and protect lamps, and to connect lamps to power supply.

1.4 SUBMITTALS

SPECIAL PROVISIONS

- A. Product Data: For each type of lighting unit indicated, arranged in order of lighting unit designation. Include data on features, accessories, finishes, and the following:
 - 1. Materials and dimensions of luminaires and poles.
 - 2. Certified results of independent laboratory tests for fixtures and lamps for electrical ratings and photometric data.
 - 3. High-intensity-discharge luminaire ballasts.
 - 4. Provide information on the candela output along the vertical axis for each luminaire to show compliance with the requirements on the Drawings.
- B. Shop Drawings: Anchor-bolt templates keyed to specific poles and certified by manufacturer. Shop Drawings of the poles for use by the pole fabricator.
- C. If an alternate foundation system is proposed by the CONTRACTOR, submit shop drawings and design calculations for the foundation system.
- D. Samples for Verification: Provide one sample of each type of pole-mounted luminaire.
- E. Product Certificates: Signed by manufacturers of lighting units certifying that products comply with requirements.
- F. Field Test Reports: Indicate and interpret test results for compliance with performance requirements.

1.5 QUALITY ASSURANCE

- A. Luminaires and Accessories: Listed and labeled as defined in NFPA 70, Article 100, for their indicated use, location, and installation conditions by a testing agency acceptable to authorities having jurisdiction
- B. Comply with ANSI C2.
- C. Comply with NFPA 70.
- D. FM Compliance: Units for hazardous locations shall be listed and labeled for indicated class and division of hazard by FM.

1.6 DELIVERY, STORAGE, AND HANDLING OF POLES

- A. Retain factory-applied pole wrappings on metal poles until just before pole installation. For all poles, handle with web fabric straps.

1.7 WARRANTY

- A. General Warranty: Special warranty specified in this Article shall not deprive OWNER of other rights OWNER may have under other provisions of the Contract Documents and shall be in addition to, and run concurrent with, other warranties made by CONTRACTOR under requirements of the Contract Documents. Provide a general warranty for all materials and workmanship for a period of three years from the date of Substantial Completion.

SPECIAL PROVISIONS

- B. Special Warranty: Written warranty, signed by manufacturer and Installer agreeing to replace external parts of luminaires and poles exhibiting a failure of finish as specified below. This warranty is in addition to, and not a limitation of, other rights and remedies OWNER may have under requirements of the Contract Documents.
 - 1. Protection of Metal from Corrosion: Warranty against perforation or erosion of finish due to weathering.
 - 2. Color Retention: Warranty against fading, staining, and chalking due to effects of weather and solar radiation.
 - 3. Warranty Period: Manufacturer's standard, but not less than five years from date of Substantial Completion.

1.8 EXTRA MATERIALS

- A. Furnish extra materials described below that match products installed and that are packaged with protective covering for storage and identified with labels describing contents.
 - 1. Lamps: Provide one spare lamp for each luminaire.
 - 2. Glass and Plastic Lenses, Covers, and Other Optical Parts: 1 for every 100 of each type and rating installed. Furnish at least one of each type.
 - 3. Ballasts: 1 for every 100 of each type and rating installed. Furnish at least one of each type.
 - 4. Reflectors, Glare Shields, Globes and Guards: 1 for every 20 of each type and rating installed. Furnish at least one of each type.

PART 2 - PRODUCTS

2.1 MANUFACTURERS

- A. Available Products: Subject to compliance with requirements, products that may be incorporated into the Work include, but are not limited to, the products indicated on the Drawings.

2.2 LUMINAIRES

- A. Comply with IESNA RP-8 for parameters of lateral light distribution patterns indicated for luminaires.
- B. Metal Parts: Free from burrs, sharp corners, and edges.
- C. Sheet Metal Components: Corrosion-resistant aluminum, unless otherwise indicated. Form and support to prevent warping and sagging.
- D. Housings: Rigidly formed, weather- and light-tight enclosures that will not warp, sag, or deform in use. Provide filter/breather for enclosed luminaires.
- E. Doors, Frames, and Other Internal Access: Smooth operating, free from light leakage under operating conditions, and arranged to permit relamping without

SPECIAL PROVISIONS

use of tools. Arrange doors, frames, lenses, diffusers, and other pieces to prevent accidental falling during relamping and when secured in operating position. Provide for door removal for cleaning or replacing lens. Arrange to disconnect ballast when door opens.

- F. Exposed Hardware Material: Stainless steel.
- G. Plastic Parts: No plastic parts.
- H. Reflecting Surfaces: Minimum reflectance as follows, unless otherwise indicated:
 - 1. White Surfaces: 85 percent.
 - 2. Specular Surfaces: 83 percent.
 - 3. Diffusing Specular Surfaces: 75 percent.
- I. Lenses and Refractors: Materials as indicated. Use heat- and aging-resistant, resilient gaskets to seal and cushion lens and refractor in luminaire doors.
- J. Photoelectric Relays: As follows:
 - 1. Contact Relays: Single throw, arranged to fail in the on position and factory set to turn light unit on at 1.5 to 3 fc (16 to 32 lx) and off at 4.5 to 10 fc (48 to 108 lx) with 15-second minimum time delay.
 - 2. Relay Mounting: In electrical enclosures.
- K. LED Drivers: LED lamp drivers shall meet or exceed the following requirements:
 - 1. Voltage range: 120-277V, (+/- 10%)
 - 2. Current: .35A, (+/- 5%)
 - 3. Frequency: 50/60 Hz
 - 4. Power Factor: >90% at full load
 - 5. THD: <20% at full load
 - 6. Load regulation: +/- 1% from no load to full load
 - 7. Output ripple: <10%
 - 8. Case temperature: rated for -40° through +80°
 - 9. Circuit Protection: Self-limited short circuit protection and overload protected.
 - 10. Fusing: Primary fused.
 - 11. Life Rating: Not less than 50,000 hours.
 - 12. Driver Current Output: Field adjustable between 350mA, 525mA, and 700mA.
- L. LED Lamps: High bright white, individual LED lamps. Quantity per the Plans. LED lamps shall meet the requirements listed below, see Plans for further requirements.
 - 1. Initial delivered lumens – thermal losses should be less than 10% when operated at a steady state at an average ambient operating temperature of 25°C, and optical losses should be less than 15%.

SPECIAL PROVISIONS

2. Average Delivered Lumens – Average delivered lumens over 50,000 hours should be minimum of 85% of initial delivered lumens.
3. Light Distribution – Specify light distribution required per the Plans and IESNA luminaire classification (LCS). Luminaire to have independent photometric test reports.

M. Additional Requirements: As shown on the Drawings.

2.3 LUMINAIRE SUPPORT COMPONENTS

- A. Description: Comply with AASHTO LTS-3 for pole or other support structures, brackets, arms, appurtenances, base, and anchorage and foundation. Wind loads shall be in accordance with UBC-1997.
- B. Wind-Load Strength of Total Support Assembly: Adequate to carry support assembly plus luminaires at indicated heights above grade without failure, permanent deflection, or whipping with a basic wind speed of 90 mph and with the application of the relevant height, exposure, gust factor, and pressure coefficients. Support assembly includes pole or other support structures, brackets, arms, appurtenances, base, and anchorage and foundation.
 1. Strength Analysis: For each pole type and luminaire combination, multiply the actual equivalent projected area of luminaires and brackets by a factor of 1.1 to obtain the equivalent projected area to be used in pole selection strength analysis.
- C. Finish: Match finish of pole/support structure for arm, bracket, and tenon mount materials.
- D. Mountings, Fasteners, and Appurtenances: Corrosion-resistant items compatible with support components.
 1. Materials: Will not cause galvanic action at contact points.
 2. Mountings: Correctly position luminaire to provide indicated light distribution.
 3. Anchor Bolts, Nuts, and Washers: Hot-dip galvanized after fabrication unless stainless-steel items are indicated.
 4. Anchor-Bolt Template: Plywood or steel.
- E. Pole/Support Structure Bases: See Drawings.
- F. Steel Poles: Tubing complying with ASTM A 500, Grade B, carbon steel with a minimum yield of 46,000 psig (317 MPa); one-piece construction up to 30 feet (12 m) in length with access handhole in pole wall.
 1. Steps: No steps.
 2. Intermediate Handhole and Cable Support: Locate at midpoint of pole height. Weathertight 3-by-5-inch (76- by-127-mm) handhole with cover provides access to internal welded attachment lug for electric cable support grip. Provide additional handholes and cable supports as shown on the drawings.

SPECIAL PROVISIONS

3. Cable Support Grip: Wire-mesh type with rotating attachment eye, sized for diameter of cable and rated for a minimum load equal to weight of supported cable times a 5.0 safety factor.
 4. Entire pole and all associated appurtenances and structures including crossarms shall be hot-dipped galvanized.
 5. All lighting poles shall be steel poles. No aluminum, fiberglass, composite, or concrete poles.
- G. Concrete for Pole Foundations: See electrical Drawings and the applicable Specification sections for all concrete & backfill WORK.

2.4 FINISHES

- A. Comply with NAAMM's "Metal Finishes Manual for Architectural and Metal Products" for recommendations for applying and designating finishes.
- B. Aluminum: Finish designations prefixed by AA comply with the system established by the Aluminum Association for designating aluminum finishes.
1. Class I, Clear Anodic Finish: AA-M32C22A41 (Mechanical Finish: medium satin; Chemical Finish: etched, medium matte; Anodic Coating: Architectural Class I, clear coating 0.018 mm or thicker) complying with AAMA 607.1.
- C. Steel: Grind welds and polish surfaces to a smooth, even finish.
1. Galvanized Finish: Hot-dip galvanize after fabrication to comply with ASTM A 123.
 2. Surface Preparation: Clean surfaces to comply with SSPC-SP 1, "Solvent Cleaning," to remove dirt, oil, grease, and other contaminants that could impair paint bond. Remove mill scale and rust, if present, from uncoated steel, complying with SSPC-SP 5/NACE No. 1, "White Metal Blast Cleaning," or SSPC-SP 8, "Pickling."
 3. Interior: Apply one coat of bituminous paint on interior of pole, or otherwise treat to prevent corrosion.

PART 3 - EXECUTION

3.1 INSTALLATION

- A. Concrete Foundations: Construct according to Drawings.
- B. Install poles as follows:
1. Install the poles per the manufacturer's recommendations. Also conform to the following requirements as applicable.
 2. Use web fabric slings (not chain or cable) to raise and set poles.
 3. If anchor bolts are used, mount pole to foundation with leveling nuts, and tighten top nuts to torque level recommended by pole manufacturer.
 4. Secure poles level, plumb, and square.

SPECIAL PROVISIONS

5. Grout void between pole base and foundation. Use nonshrinking or expanding concrete grout firmly packed in entire void space.
6. Use a short piece of 1/2-inch- (13-mm-) diameter pipe to make a drain hole through grout. Arrange to drain condensation from interior of pole.

- C. Luminaire Attachment: Fasten to indicated structural supports.
- D. Luminaire Attachment with Adjustable Features or Aiming: Attach luminaires and supports to allow aiming for indicated light distribution.
- E. Lamp luminaires with indicated lamps according to manufacturer's written instructions. Replace malfunctioning lamps.

3.2 CONNECTIONS

- A. Ground equipment.
 1. Tighten electrical connectors and terminals according to manufacturer's published torque-tightening values. If manufacturer's torque values are not indicated, use those specified in UL 486A and UL 486B.
- B. Ground metal poles/support structures according to Division 16 Section 16452 – Grounding.
 1. Nonmetallic Poles: Ground metallic components of lighting units and foundations. Connect luminaires to grounding system with No. 6 AWG conductor.

3.3 FIELD QUALITY CONTROL

- A. Inspect each installed unit for damage. Replace damaged units.
- B. Advance Notice: Give dates and times for field tests.
- C. Provide instruments to make and record test results.
- D. Tests and Observations: Verify normal operation of lighting units after installing luminaires and energizing circuits with normal power source, and as follows:
 1. Measure light intensities at night if specific illumination performance is indicated. Use photometers with calibration referenced to NIST standards.
 2. Check intensity and uniformity of illumination.
 3. Check excessively noisy ballasts.
- E. Prepare a written report of tests, inspections, observations and verifications indicating and interpreting results.
- F. Malfunctioning Fixtures and Components: Replace or repair, then retest. Repeat procedure until units operate properly.

SPECIAL PROVISIONS

3.4 CLEANING AND ADJUSTING

- A. Clean units after installation. Use methods and materials recommended by manufacturer.
- B. Adjust luminaires and luminaires with adjustable lamp position to provide required light distributions and intensities.

END OF SECTION

END OF SPECIAL PROVISIONS