

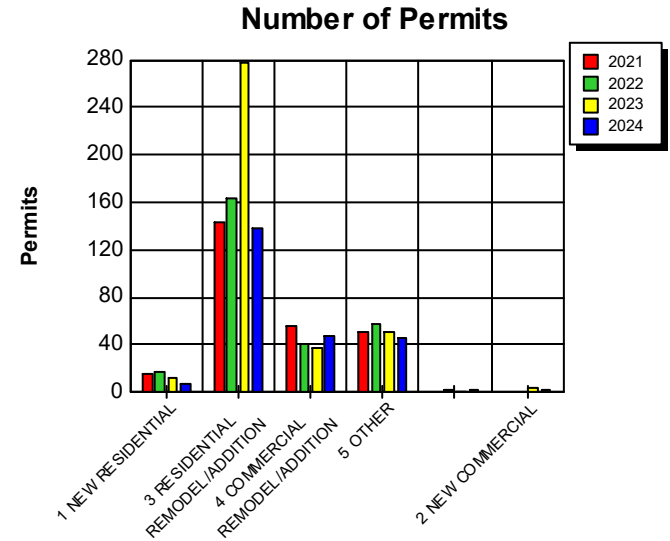
JUNEAU PERMIT CENTER

Building Permits Issued Year to Date as of: May 6

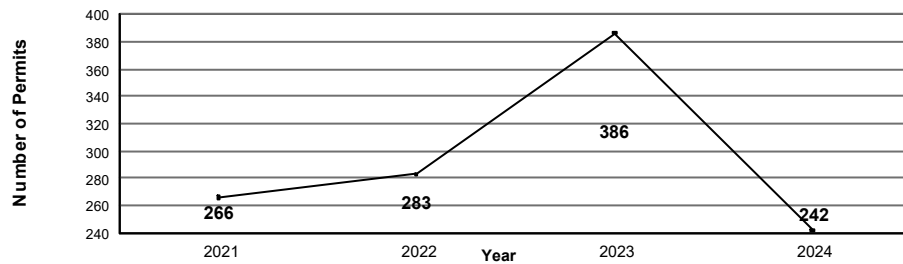
(With Value of Permitted Work)

	2021	2022	2023	2024
New Residential	16 \$3,039,781	18 \$4,069,273	12 \$2,936,232	7 \$1,365,017
New Commercial	0 \$0	0 \$0	3 \$12,742,689	2 \$1,988,449
Residential Remod/Addition	144 \$2,597,866	164 \$4,278,725	278 \$9,434,136	138 \$4,157,818
Commercial Remod/Addition	55 \$10,875,429	41 \$13,716,625	38 \$20,613,398	48 \$16,044,787
Other	51 \$943,050	60 \$651,879	55 \$1,169,917	47 \$474,481
Total	266 17,456,126	283 22,716,502	386 46,896,373	242 24,030,553

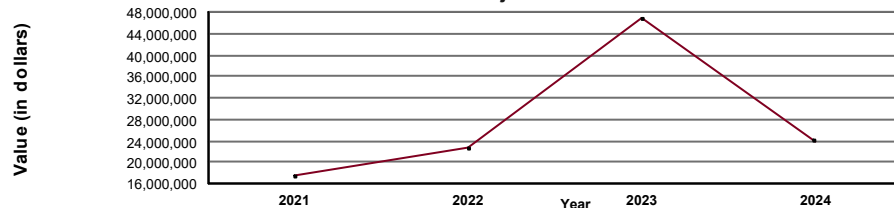
PERMITS BY TYPE - YEAR TO DATE



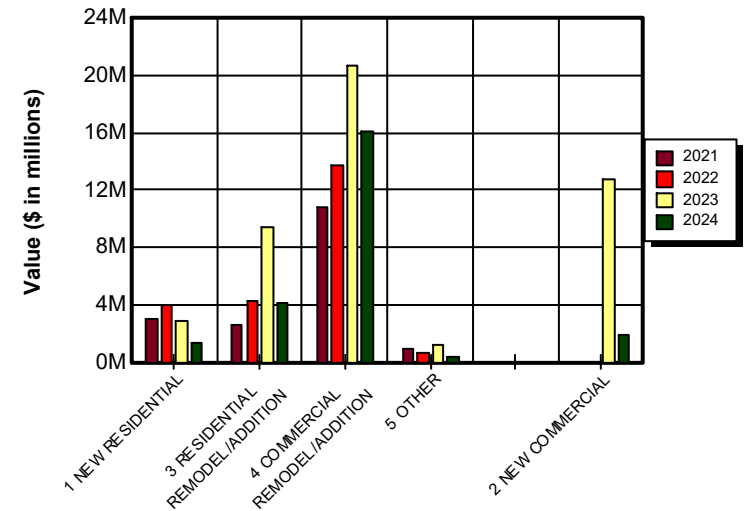
TOTAL PERMITS ISSUED - YEAR TO DATE



Value of Projects



Value of Projects



(Includes all BLD permits including grading)