

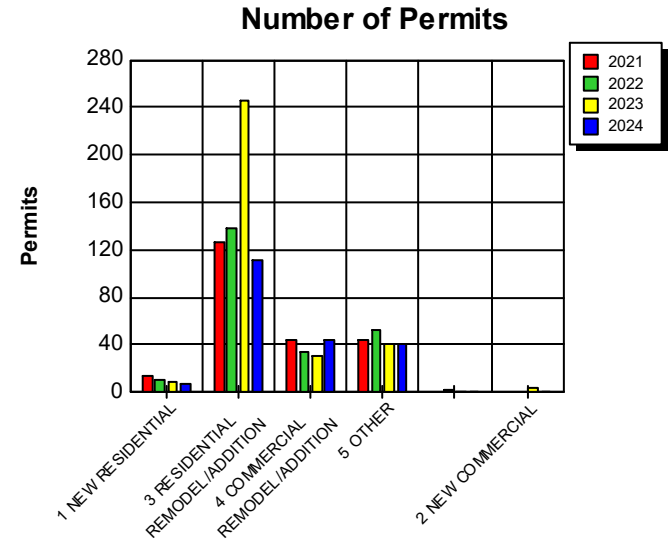
JUNEAU PERMIT CENTER

Building Permits Issued Year to Date as of: April 23

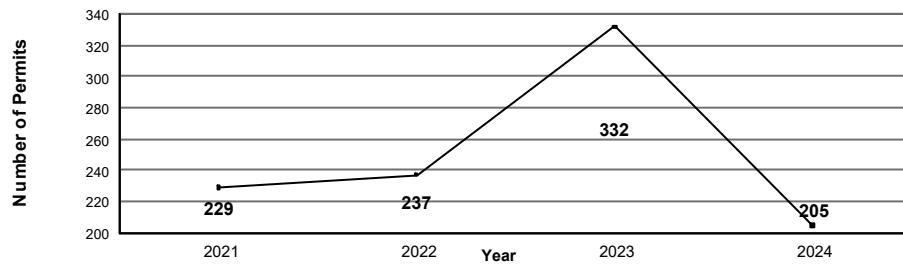
(With Value of Permitted Work)

	2021	2022	2023	2024
New Residential	14 \$2,425,029	10 \$2,674,682	8 \$2,284,656	7 \$1,365,017
New Commercial	0 \$0	0 \$0	3 \$12,742,689	1 \$1,638,932
Residential Remod/Addition	127 \$2,362,021	138 \$3,835,828	245 \$7,978,142	112 \$3,284,626
Commercial Remod/Addition	44 \$10,186,047	34 \$10,454,335	31 \$18,547,826	44 \$15,982,787
Other	44 \$885,536	55 \$632,479	45 \$847,767	41 \$472,481
Total	229 15,858,634	237 17,597,324	332 42,401,080	205 22,743,844

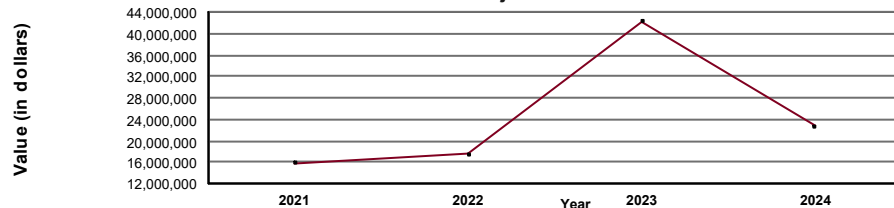
PERMITS BY TYPE - YEAR TO DATE



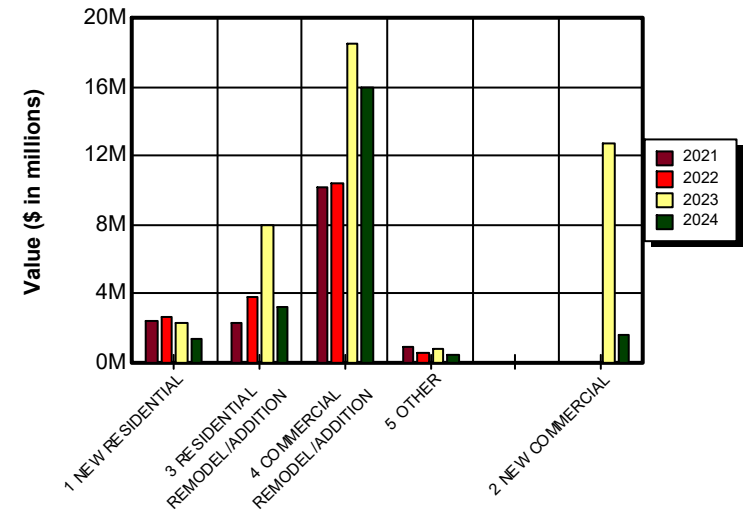
TOTAL PERMITS ISSUED - YEAR TO DATE



Value of Projects



Value of Projects



(Includes all BLD permits including grading)