



City and Borough of Juneau
 City & Borough Manager's Office
 155 South Seward Street
 Juneau, Alaska 99801
 Telephone: 586-5240 | Facsimile: 586-5385

DATE: February 28, 2022
 TO: CBJ Assembly
 FROM: Robert Barr, Incident Commander
 RE: **Situational Update –Level 1 Minimal**

Overall Community Risk	Disease Situation	Hospital Capacity	Public Health Capacity
Level 1 - Minimal	The community case load has recently been in the 10-20 cases/day range and is slowly declining. The Omicron variant is present and community spread is occurring. Vaccine is available.	Local hospital case loads are intermittently significant but not regularly with COVID patients. COVID-related staffing shortages are improving.	Statewide contact tracing has effectively ended. Local public health can assist when necessary. Residents are encouraged to self-contact trace upon a positive test.

The Complete CBJ COVID-19 Dashboard can be found [here](#) or by going to [Juneau.org/ COVID-19](https://Juneau.org/COVID-19)

Situation Assessment:

While case counts remain high as compared to previous phases of the pandemic, we are on the downward trajectory of the Omicron wave. A variety of tools are available to the public to mitigation the spread of COVID-19, including high quality masks, easily accessible testing, safe and effective vaccines, and therapeutic drugs to treat those at high risk of severe COVID. **The single most effective strategy to mitigation COVID is to stay up-to-date on vaccinations.**

Issues of Note:

Due to continually improving risk metrics and changes in CDC guidance, the EOC reduced the overall community risk level to minimal today. At minimal, masking is a recommendation rather than a requirement in indoor public spaces. Individual organizations and businesses may choose to require masking. Masking in CBJ facilities remains required, although we are reviewing our internal operations guidance which we expect to revise later this week.

Also at minimal, exemption requests for gatherings are no longer required. The EOC remains available to event planners to discuss COVID best practices.

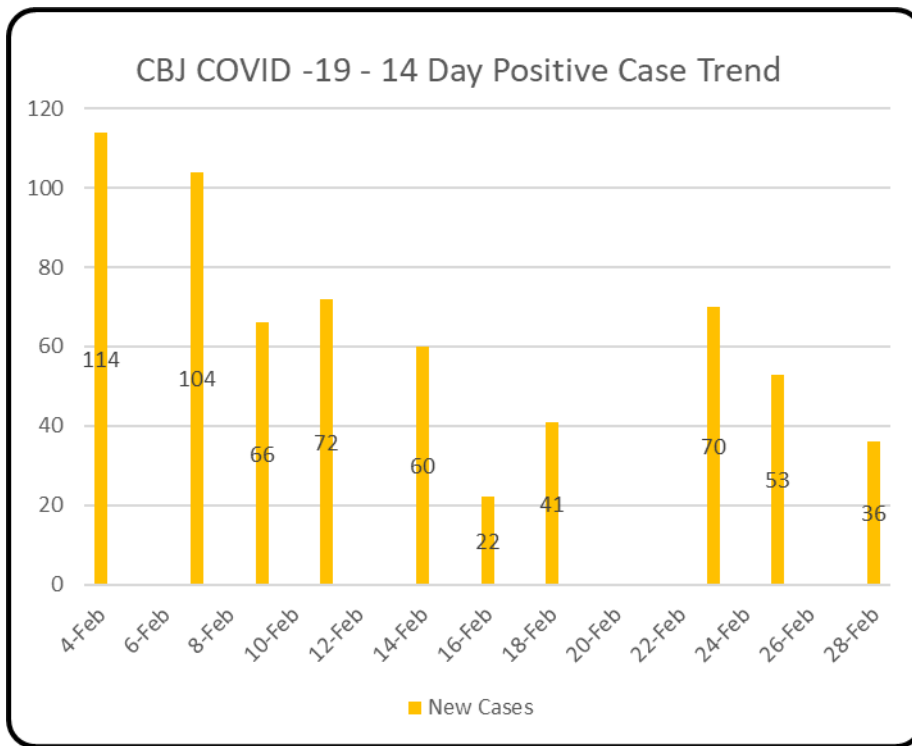
While we are at minimal EOC reports will come out once a week on Mondays. Dashboards will continue to update on Mondays, Wednesdays, and Fridays.

Some of the COVID-19 therapeutics continue to be limited due to short supply, although with lower demand, availability is improved. Other therapeutics (especially antiviral medications) have significantly

improved supply. The State Department of Health and Social Services maintains a good website on [COVID-19 therapeutic options](#). BRH continues to actively work on improving access to therapeutics.

Daily Numbers update: We are reporting 36 new cases since the last EOC report on February 25th (F-M).

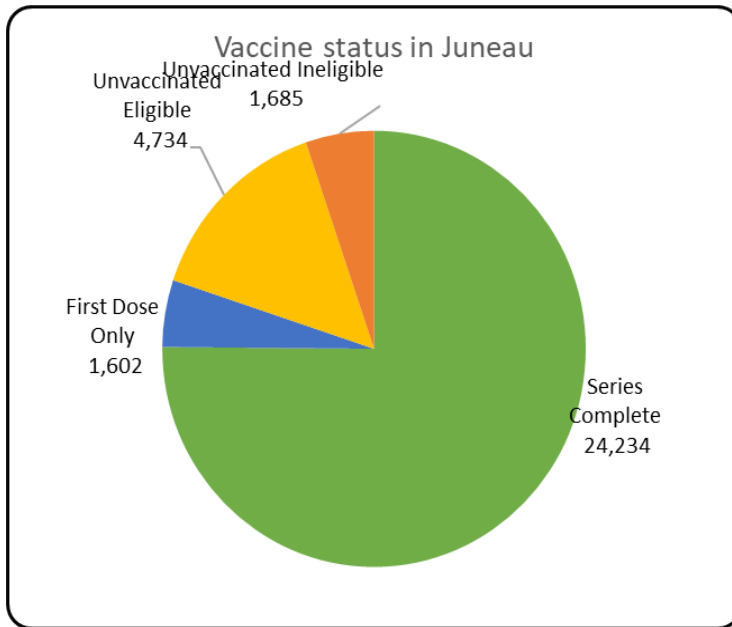
Statewide, the Alaska Department of Health and Social Services reports 758 new people identified with COVID-19 for data reported 2/25-2/27. The total number of resident deaths is 1,130. Alaska has had 231,645 cumulative resident cases of COVID-19 and a total of 7,849 nonresidents.



Testing Summary:

PCR testing at BRH continues to return results in under 24 hours, with very few exceptions. Molecular testing is also available through other providers in town, and antigen tests are widely available.

Vaccination Updates:



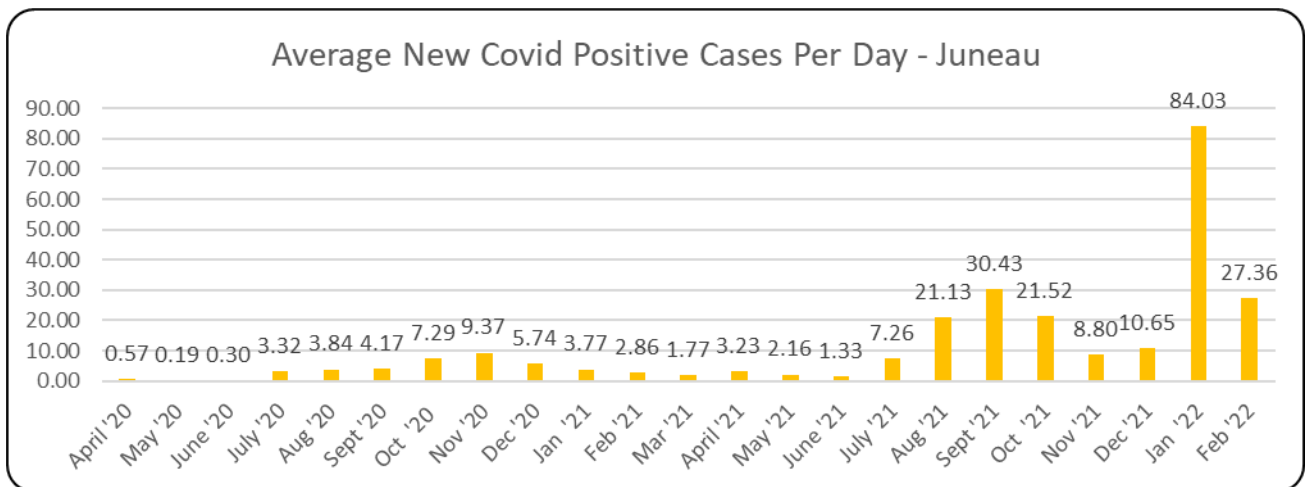
Total: **80.1%** of the total population of Juneau has received at least 1 dose of vaccine and **75.1%** have completed their vaccine series.

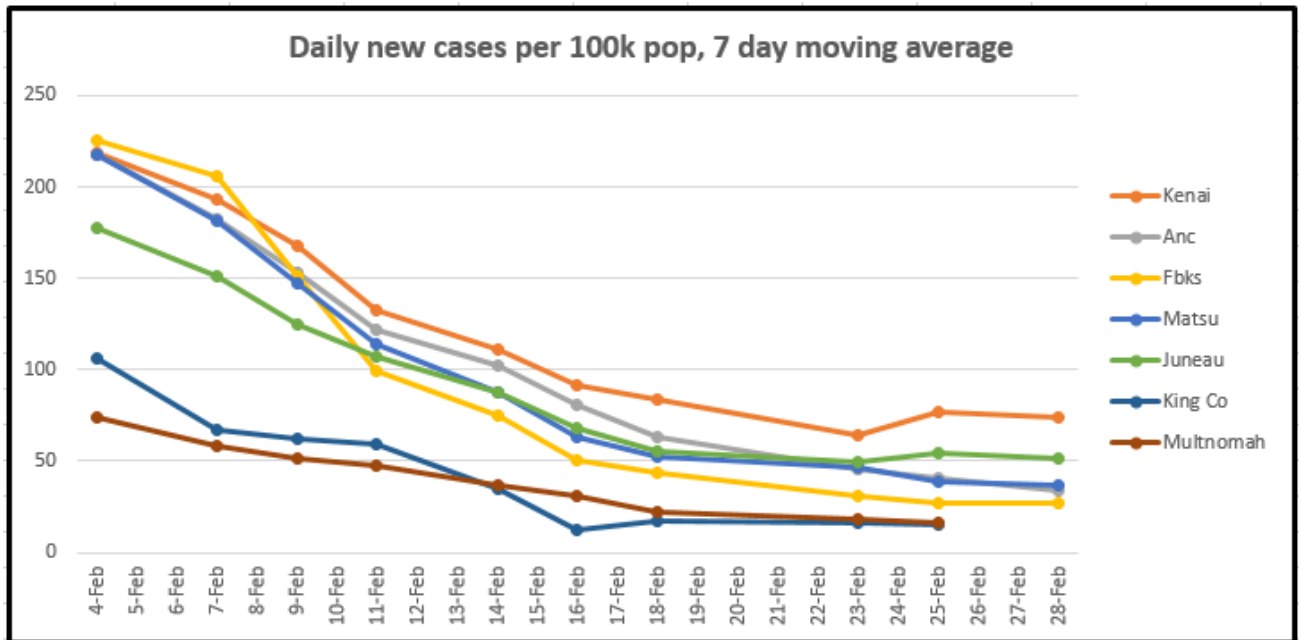
5+: **84.5%** of the age eligible Juneau population has received at least 1 dose of vaccine. **79.3%** have completed their vaccine series.

43% of those 5+ have received a booster dose.

65+: **96%** of this age group has at least one dose of vaccine. **92%** have completed the vaccine series.

74% of those 65+ have received a booster dose.





This chart tracks the number of new cases in the past 7 days, controlled for population. King County (Seattle) and Multnomah County (Portland) are included for context and due to travel frequency. The source data for Alaska is from the SOA dashboard. Out of state data is from the Harvard Global Health Institute (<https://globalepidemics.org/key-metrics-for-covid-suppression/>) and generally lags a day behind most of our other reporting. Policy recommendations at varying levels (<1, <10, <25, 25+) can be found on their website