



City and Borough of Juneau
 City & Borough Manager's Office
 155 South Seward Street
 Juneau, Alaska 99801
 Telephone: 586-5240 | Facsimile: 586-5385

DATE: January 28, 2022
 TO: CBJ Assembly
 FROM: Robert Barr, Incident Commander
 RE: **Situational Update –Level 3 Modified High**

Overall Community Risk	Disease Situation	Hospital Capacity	Public Health Capacity	The Complete CBJ COVID-19 Dashboard can be found here or by going to Juneau.org/ COVID-19
Level 3 - Modified High	The community case load remains high. The Omicron variant is present and community spread is occurring. Vaccine is available.	Local hospital case loads are intermittently significant and staffing is constrained due to staff isolation/quarantine.	Contact tracing is significantly constrained due to the quantity of cases. Approximately half of recent case activity is secondary in nature.	

Situation Assessment:

The 14 and 7 day case rates are at the very high alert level. The Omicron variant is the dominant strain, although lab confirmation is pending. The community is urged to take advantage of vaccination, masking, and testing - the three most effective tools we have at combating the pandemic. Masking is required when indoors in public places. Social distancing remains recommended to mitigate disease spread and allow for effective contact tracing. Individuals should test immediately if they have even mild symptoms. **The single most effective strategy to mitigate COVID is to get vaccinated.**

Issues of Note:

We continue to see COVID-19 cases at BRH, some serious, although thankfully not in particularly large numbers. The number of BRH staff out with COVID-19 continues to be high, averaging around 20 per day for the past week. Staffing remains the most significant concern at BRH.

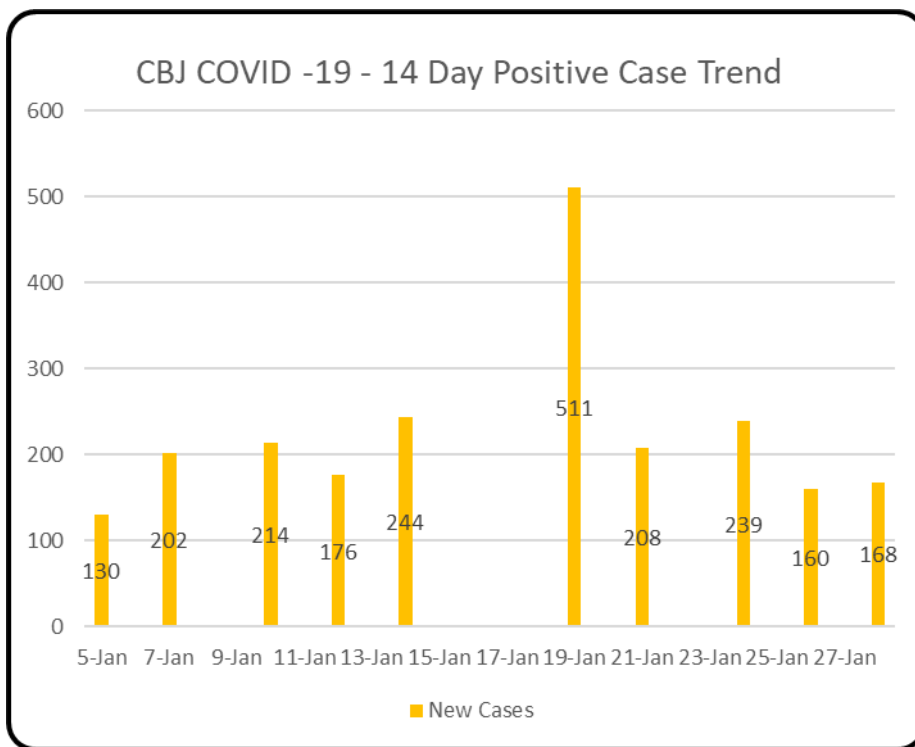
From a case trend perspective, we have started to slowly decline. We are currently averaging about 80 cases per day, down from a peak of approximately 100 cases per day. 80 cases per day continues to be high enough to give us concern for hospital impacts down the road, particularly as the most effective therapeutics for high risk individuals continue to be in short supply.

We're in the process of ordering an additional 15,000 rapid antigen tests. The public distribution program continues to go well.

The Juneau Public Health Center will be offering COVID-19 vaccines on Wednesdays and Fridays, any dose, for ages 5 and up throughout February from 8:30am to 4pm. Those who wish to register ahead of time may do so at <https://juneau.org/vaccine> or 586-6000.

Daily Numbers update: We are reporting 328 new cases since the last EOC report on January 24th (M-F).

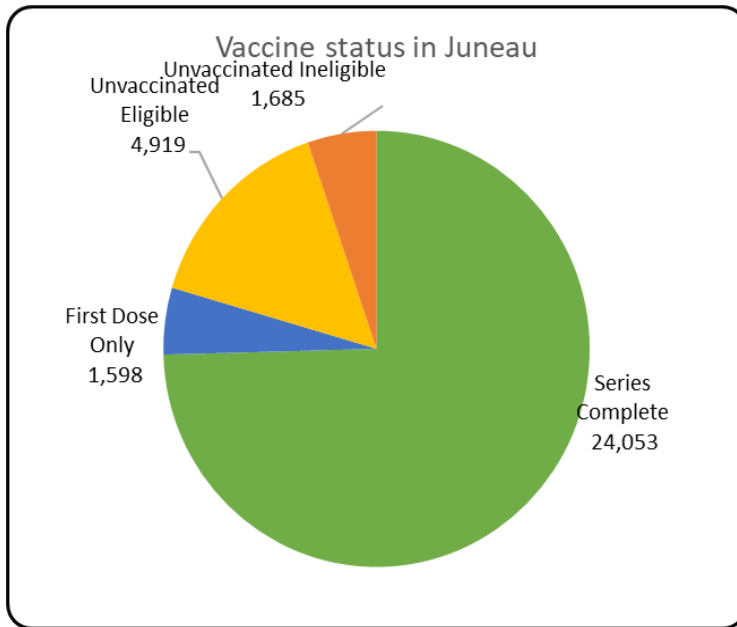
Statewide, the Alaska Department of Health and Social Services reports 5,699 new people identified with COVID-19 for data reported 1/26/22-1/27/22. The state reports 4 new deaths in January, all in Anchorage. We extend our condolences to the friends and families of those who died. The total number of resident deaths is 1,048. Alaska has had 205,241 cumulative resident cases of COVID-19 and a total of 7,155 nonresidents.



Testing Summary:

PCR testing at BRH continues to return results in under 24 hours with very few exceptions. We continue to fill up appointments most days at the fire training center, although in general same-day appointments are available.

Vaccination Updates:



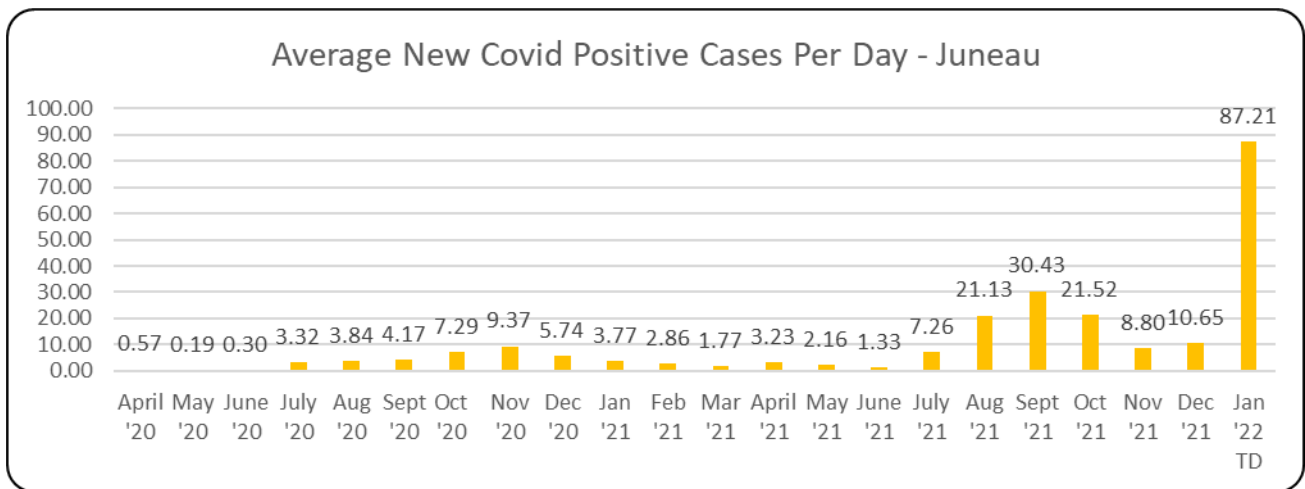
Total: **79.5%** of the total population of Juneau has received at least 1 dose of vaccine and **74.6%** have completed their vaccine series.

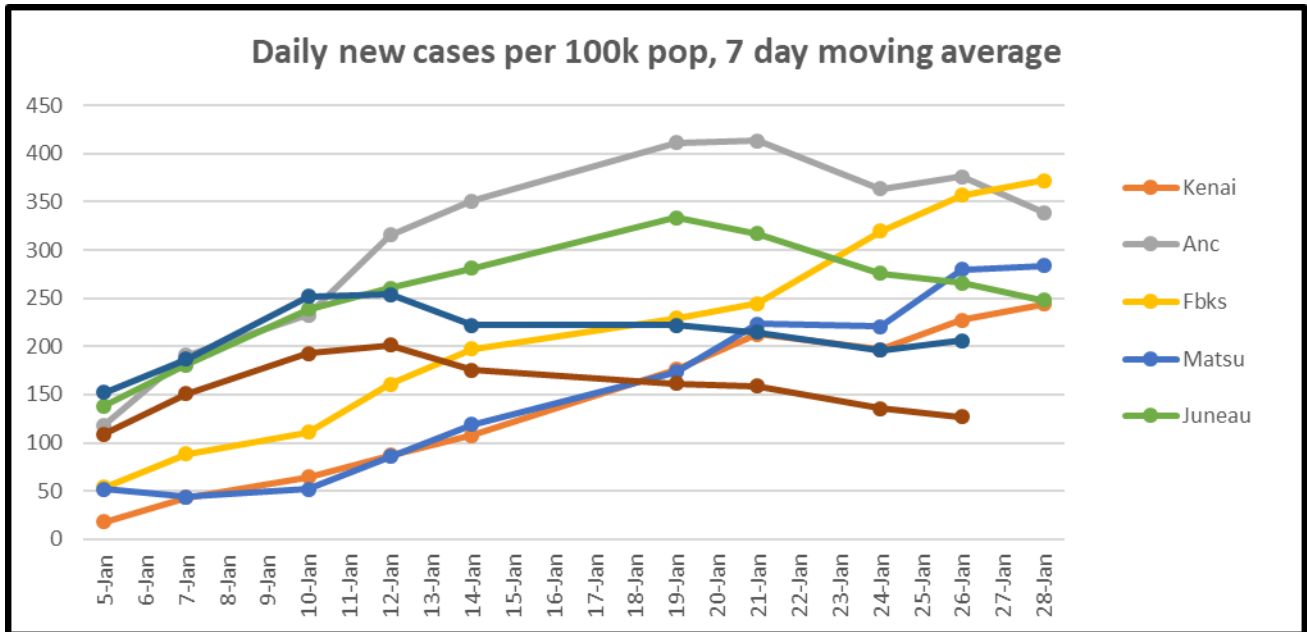
5+: **83.9%** of the age eligible Juneau population has received at least 1 dose of vaccine. **78.7%** have completed their vaccine series.

40.7% of those 5+ have received a booster dose.

65+: **96.2%** of this age group has at least one dose of vaccine. **92.1%** have completed the vaccine series.

72.8% of those 65+ have received a booster dose.





This chart tracks the number of new cases in the past 7 days, controlled for population. King County (Seattle) and Multnomah County (Portland) are included for context and due to travel frequency. The source data for Alaska is from the SOA dashboard. Out of state data is from the Harvard Global Health Institute (<https://globalepidemics.org/key-metrics-for-covid-suppression/>) and generally lags a day behind most of our other reporting. Policy recommendations at varying levels (<1, <10, <25, 25+) can be found on their website