



City and Borough of Juneau
 City & Borough Manager's Office
 155 South Seward Street
 Juneau, Alaska 99801
 Telephone: 586-5240 | Facsimile: 586-5385

DATE: November 18, 2021
 TO: CBJ Assembly
 FROM: Robert Barr, Incident Commander
 RE: **Situational Update –Level 3 High**

Overall Community Risk	Disease Situation	Hospital Capacity	Public Health Capacity
Level 3 - Modified High	The community case load remains high and is declining. The Delta variant is present and community spread is occurring. Vaccine is available.	Local hospital case loads and staffing capacity have mostly stabilized, although staffing levels remain dependent on a state contract. Medevac capacity is improving.	Contact tracing is improving with most positive individuals being reached within 24 hours. Approximately half of recent case activity is secondary in nature.

The Complete CBJ COVID-19 Dashboard can be found [here](#) or by going to [Juneau.org/ COVID-19](http://Juneau.org/COVID-19)

Situation Assessment: The 14 and 7 day case rates remain at the high alert level. The Delta variant remains the dominant variant of concern locally and statewide. The community is urged to take advantage of vaccination, masking, and testing - the three most effective tools we have at combating the pandemic. Everyone regardless of vaccination status is required to mask when indoors in public places. Social distancing remains recommended to mitigate disease spread and allow for effective contact tracing. Individuals should test immediately if they have even mild symptoms. **The single most effective strategy to mitigate COVID is to get vaccinated.**

Issues of Note:

The average number of cases per day to date for November is down to 8.33, which represents a low since July; however, this number is slightly under-reported due to the technical glitch that impacted transmission of BRH data to DHSS for about a week this month. We expect data catch-up to occur tomorrow. The actual number is around 10.0 – still a low since July. Our 7-day rolling test positivity rate is at 2%; however, also due to the reporting issue, it should rise to 3-4% tomorrow.

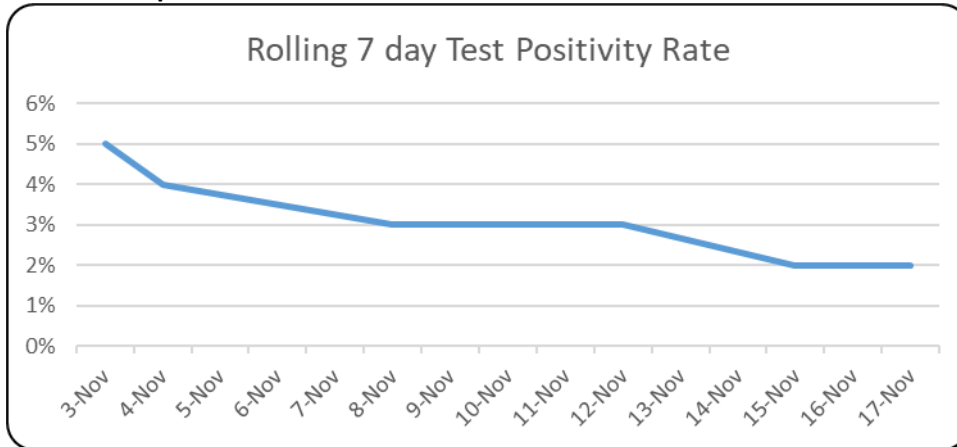
Accounting for the reporting issue, we continue to see a sustained decline in new COVID cases. We have approximately 48 active cases in the community right now, with about 17 of those in children under 18 and 5 in adults over 60. These numbers have not impacted by the reporting issue as public health receives local data directly from BRH and not through DHSS.

We are still investigating the cause of the reporting issue. So far, it is clear that the data we send over automatically every day was not being read after a software update was implemented at the state on November 9th. We're not yet aware if other laboratories were experiencing a similar issue due to the

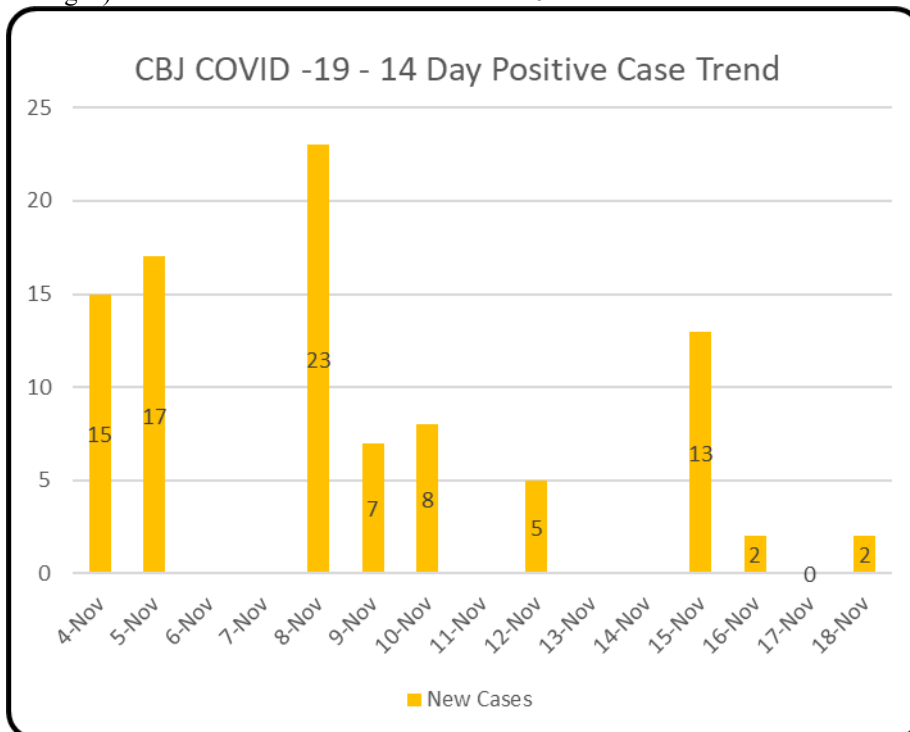
November 9th update; however, this general sort of issue does occur fairly regularly at the state level – data catch-ups are unfortunately not uncommon.

BRH reports stable staffing and, a stable COVID+ case load.

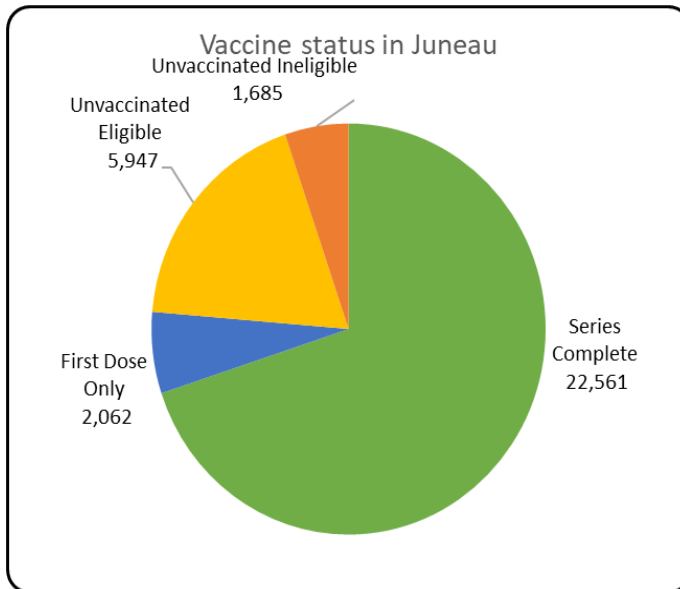
Numbers Report:



Note that approximately 30 additional cases occurred between November 9th and November 16th (3-4 cases per day, averaged). Those will be reflected in November 19th data.



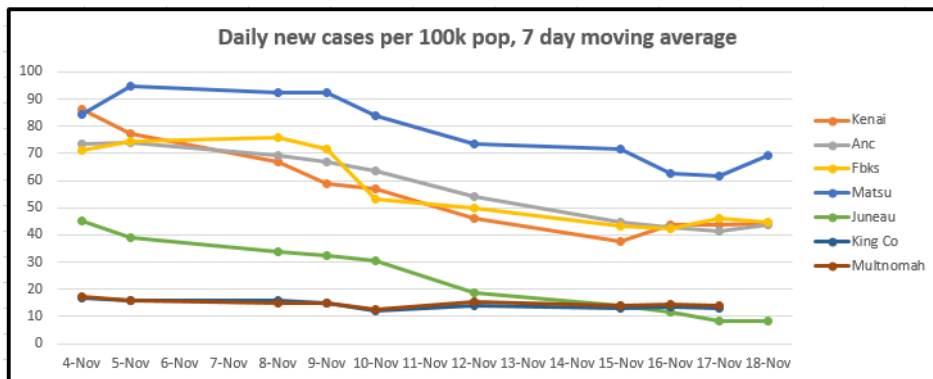
Vaccine Numbers:



Total: **76.3%** of the the total population of Juneau has received at least 1 dose of vaccine and **69.9%** have completed their vaccine series.

5+: **80.5%** of the age eligible Juneau population has received at least 1 dose of vaccine. **73.8%** have completed their vaccine series.

65+: **95%** of this age group has at least one dose of vaccine. **92%** have completed the vaccine series.



This chart tracks the number of new cases in the past 7 days, controlled for population. King County (Seattle) and Multnomah County (Portland) are included for context and due to travel frequency. The source data for Alaska is from the SOA dashboard. Out of state data is from the Harvard Global Health Institute (<https://globalepidemics.org/key-metrics-for-covid-suppression/>) and generally lags a day behind most of our other reporting. Policy recommendations at varying levels (<1, <10, <25, 25+) can be found on their website

