



City and Borough of Juneau
 City & Borough Manager's Office
 155 South Seward Street
 Juneau, Alaska 99801
 Telephone: 586-5240 | Facsimile: 586-5385

DATE: July 26, 2021
 TO: CBJ Assembly
 FROM: Mila Cosgrove, Incident Commander
 RE: **Situational Update –Level 1 Minimal-** Operational Period 34 (07/01/21 – 07/31/21)

Overall Community Risk	Disease Situation	Hospital Capacity	Public Health Capacity
Level 2 - Moderate	The community is experiencing a rapid rise in case positivity. Variants are present and community spread is occurring. Vaccine is available.	The hospital case load is stable. Hospital capacity in the Pacific Northwest is significantly restricted.	Contact tracing is becoming more difficult due to the high number of contacts per positive individual and the ability to get information from some positive individuals.

The Complete CBJ COVID-19 Dashboard can be found [here](#) or by going to [Juneau.org/ COVID-19](https://juneau.org/COVID-19)

Situation Assessment: The 14 and 7 day case rates have elevated to the very high alert level. Four variants of concern have been identified in Juneau: (Alpha/B.1.1.7, Beta/B.1.351, Gamma/P1, and Delta/ B.1.617.2/ AY.1). The Delta variant appears to be gaining ground. Case rates around the state are escalating. The community is urged to be cautious. Everyone regardless of vaccination status should mask when indoors in public places and limit social contact to mitigate disease spread and allow for effective contact tracing. Individuals should test immediately if they have even mild symptoms. The single most effective strategy to mitigate COVID is to get vaccinated.

Issues of Note:

The community risk level was elevated to Moderate at noon on Friday, July 23rd. There will be a Special Assembly Meeting on Wednesday, July 28th at 5:30 pm to consider extending the community mitigation measures past their current expiration date of July 31, 2021.

Juneau experienced the highest 14 day case count to date, 150 individuals the significant majority of whom were residents, tested positive. 70% of those cases were in unvaccinated individuals, 30% among fully vaccinated individuals. Fully vaccinated individuals are reporting milder symptoms than those who are unvaccinated and are less likely to transmit COVID to others.

The hospital is not reporting capacity issues. Public Health is beginning to have difficulty keeping up with contact tracing due to the volume of positives, the number of close contacts among positives, and some hesitancy once individuals are contacted to fully cooperate in the contact tracing process.

Nine individuals have tested positive on three different cruise ships in the past three days while in Juneau – one on the Celebrity Millennium, one on the American Constellation, and seven on the Wilderness Explorer.

These individuals are isolating either aboard their vessel or in local hotels. The risk to the community from these cases is minimal.

Juneau reached 80% of the age eligible population with at least 1 vaccine dose today. Across the community, there are approximately 9500 people who are not yet vaccinated. Of those, 4600 are children not yet eligible by age. Public clinics are scheduled every Thursday at Juneau Public Health from 9:00 – 4:00 through the month of August. Vaccines are available daily at the Juneau Airport from 12:30 pm to 9:30 pm through the end of the calendar year. Local pharmacies and clinics continue to provide vaccine as well. There is no issue with supply.

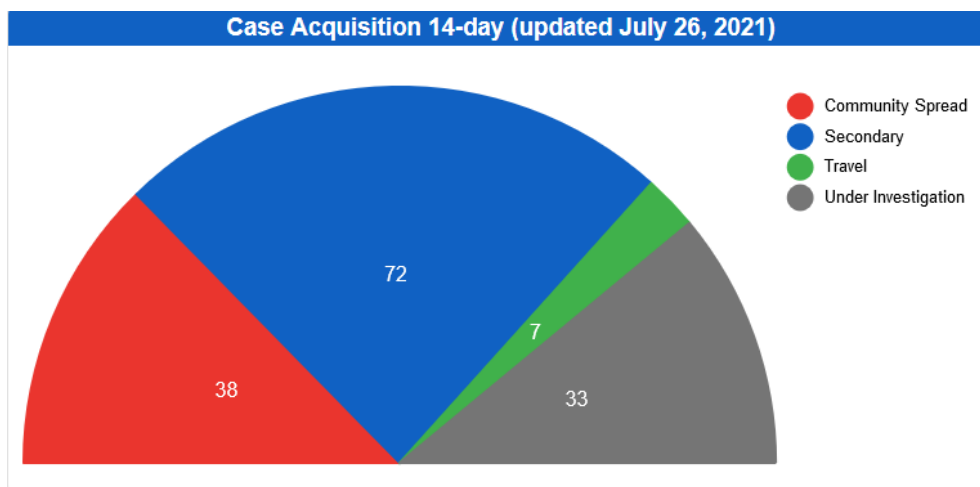
Weekly Summary – 14 day lookback for positive tests collected July 11th – July 25th

Over the last rolling 14 day period, 150 people tested positive for COVID-19 in the community.

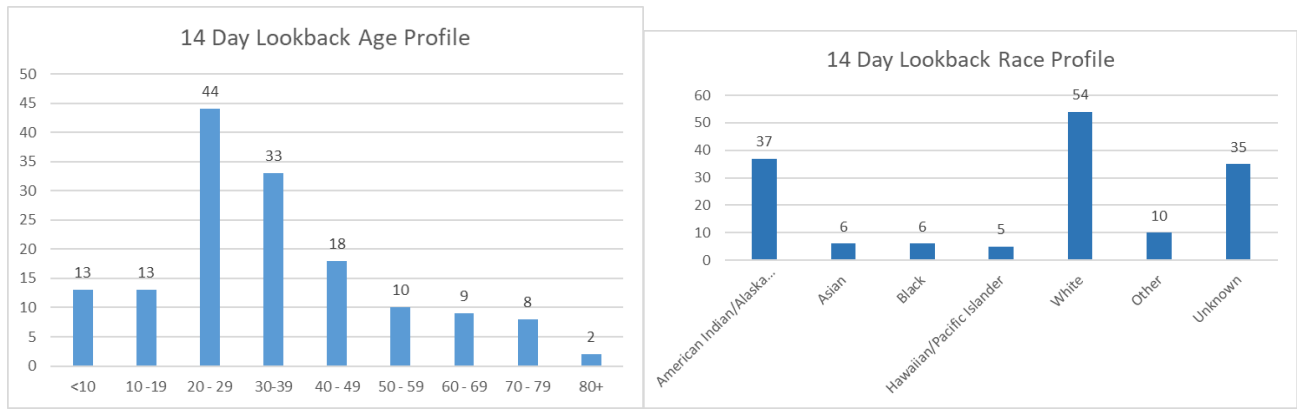
- 13% of the cases were associated with a cluster. The cluster is generated from the American Cruise Line ship. There were 16 positive cases, all have recovered.
- 25% of the cases were designated as community spread, 48% of the cases were designated as Secondary Infection, 5% of the cases were associated with Travel, and the remaining 22% of the cases remain under investigation.
- 30% of the cases were among individuals who were fully vaccinated (vaccine breakthrough).
- Contact tracing is at 75% of individuals being contacted within 24 hours of a positive test being returned.
- There is case positivity spread across all age and racial groups.

Disease Acquisition:

Of the 150 positive cases during the last 14 day period, 38 cases were identified as community spread, 72 were identified as secondary transmission, 7 were identified as travel related, and 33 remained under investigation.



Demographics:



Breakthrough Cases: Vaccine breakthrough (VB) infections of COVID are those detected in a person who is at least 2 weeks beyond their second dose of a 2-dose series or the only dose of a 1-dose series.

From July 4th – July 25th, 70% of the COVID positive cases in Juneau were from unvaccinated individuals.

Statewide, 96% of all cases, 95% of all hospitalizations and 98% of all deaths to date were in unvaccinated people.

Statewide: from January 1–July 17, 2021, two deaths, 28 hospitalizations, and 948 cases resulting from a VB infection were reported among Alaska residents. These counts are provisional and subject to change as more data are compiled. In that same time frame, a total of 23,529 cases, 562 hospitalizations, and 86 deaths were reported.

Specimens from VB infections (regardless of severity) are prioritized for sequencing and described in the weekly [Alaska Genomics Report](#)

Variants of Concern:

Variants of Concern make up 77% of the sequenced tests at the State of Alaska Laboratory. The Delta variant is now the dominate strain of COVID statewide. Though limited cases of the variant have been identified in Juneau, our recent case activity points to the strain being present and active in Juneau.

The following strains have been identified in Juneau through sequencing:

- Alpha/B.1.1.7
- Beta/B.1.351
- Gamma/P1
- Delta/B.1.617.2/AY.1

Through July 20, the total number of B.1.1.7 (Alpha) cases is 411; P.1 (Gamma) cases is 70; B.1.617.2?AY.1 (Beta) 7, and B.1.617.2/AY.1 (Delta) cases is 114. Delta was the predominate strain identified in the most recent batch of sequencing. The weekly genomic surveillance report will be updated online at hss.state.ak.us/covid19/humancov/AKSeqCon_GenomicSituationReport.pdf.

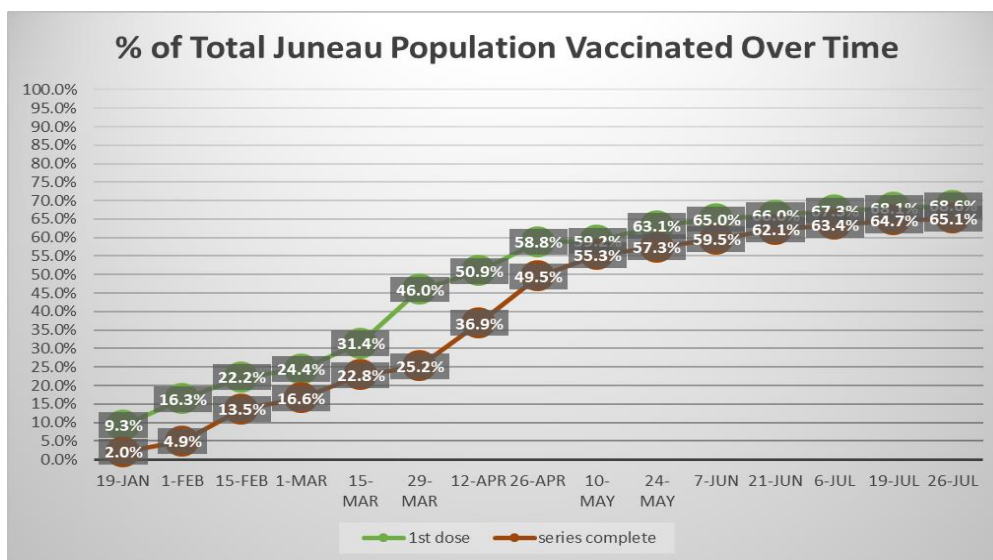
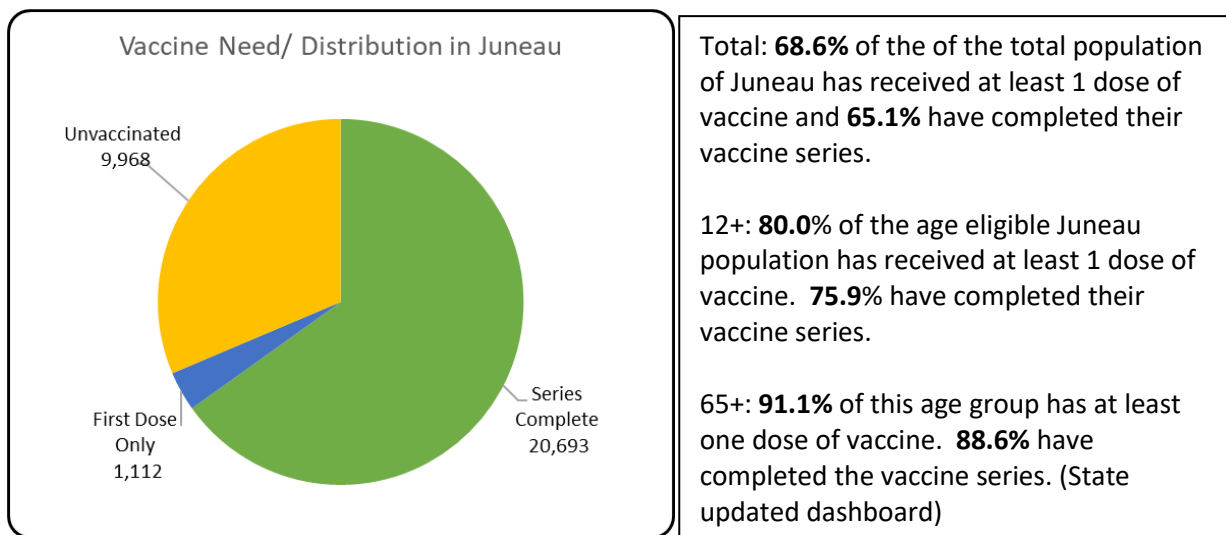
Testing Summary:

Asymptomatic COVID screening is now being offered on a weekly basis to unvaccinated individuals working with children and tourists. The program is specifically targeted to capture employees working in day care, summer camps, bars, restaurants, and small retail businesses in the downtown area.

901 COVID tests were processed through BRH since the last EOC report, a 68% increase over the week before. All tests processed through BRH are returning in less than 24 hours. Numbers were not available for the community testing sites but they have noted a sharp uptake in testing.

Vaccination Updates:

Last week, there were a total of 170 1st doses and 150 2nd doses administered in Juneau.



Vaccine Clinics:

Every Thursday in July & August: 9 am – 4 pm, Juneau Public Health Center, 3412 Glacier Hwy
Every day in July & August: 12:30 – 9:30 -Juneau International Airport

Weekly Numbers Report: We are reporting 102 new cases since the last EOC report on July 19th.

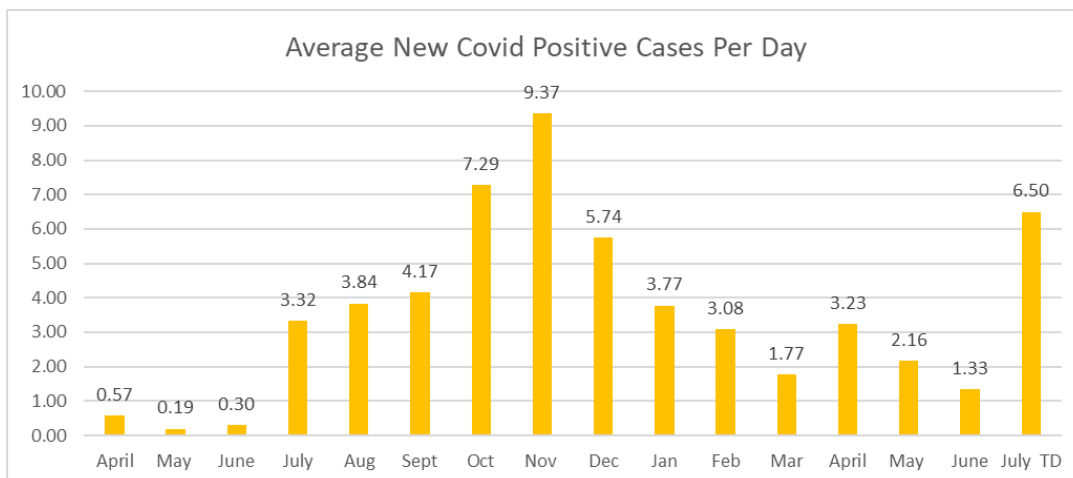
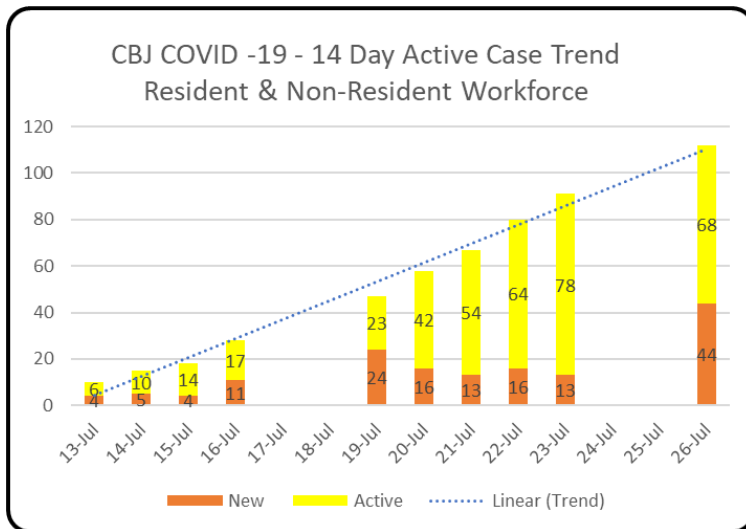
COVID-19 In Juneau				
	Active	Recovered	Deceased	Cumulative
Resident	105	1,416	5	1,526
Nonresident	7	184	0	191
Total	112	1,600	5	1,717

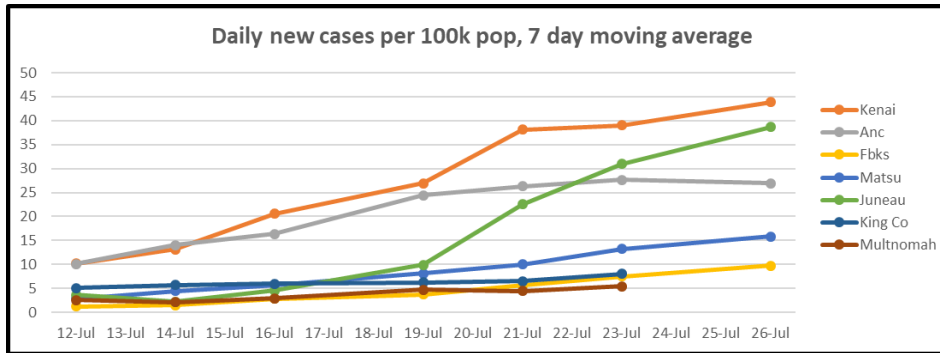
Note: CBJ EOC data may differ from the data reported on the State of Alaska dashboard.

Disease Transmission/Contact Tracing:

We are reporting 97 new resident cases and 5 new nonresident cases. 22 cases are community spread, 40 cases are secondary infection, 6 cases are travel, and the remaining 35 cases are under investigation.

The state is reporting 74,383 total positive cases, an increase of 1,484 new cases since July 19th.





This chart tracks the number of new cases in the past 7 days, controlled for population. King County (Seattle) and Multnomah County (Portland) are included for context and due to travel frequency. The source data for Alaska is from the SOA dashboard. Out of state data is from the Harvard Global Health Institute (<https://globalepidemics.org/key-metrics-for-covid-suppression/>) and generally lags a day behind most of our other reporting. Policy recommendations at varying levels (<1, <10, <25, 25+) can be found on their website

