



City and Borough of Juneau
 City & Borough Manager's Office
 155 South Seward Street
 Juneau, Alaska 99801
 Telephone: 586-5240 | Facsimile: 586-5385

DATE: June 16, 2021
 TO: CBJ Assembly
 FROM: Robert Barr, Planning Section Chief
 RE: **Situational Update –Level 1 Minimal-** Operational Period 33 (05/20/21 – 06/30/21)

Overall Community Risk	Disease Situation	Hospital Capacity	Public Health Capacity
Level 1b - Minimal	The community continues to experience consistent positive case activity and community spread is present. Variants are present. Vaccine is available.	The hospital case load is stable.	Contact tracing is stable.

The Complete CBJ COVID-19 Dashboard can be found [here](#) or by going to [Juneau.org/ COVID-19](http://Juneau.org/COVID-19)

Situation Assessment: The 14 day case rate is at the moderate alert level and the 7 day case rate is at the low alert level. The community continues to see COVID spread in the community with a higher proportion of cases occurring in youth under the age of 19. Three variants of concern have been identified in Juneau - (Alpha/B.1.1.7, Beta/B.1.351, and Gamma/P1). Case rates statewide are declining.

Issues of Note:

Airports around the state are ramping up vaccine distribution. To date, over 80% of doses administered have been to Alaskan residents. More detail is included in graphs at the end of this report.

June & July Clinics:

- June 16:** 12 pm – 2:30 pm, True North FCU, 2777 Postal Way
- June 17:** 9 am – 4 pm, Juneau Public Health Center, 3412 Glacier Hwy
- June 18:** 5:00 pm – 8:00 pm, Gross Alaska Theatre downtown, Front Street
- June 21:** 3:30 pm – 6:30 pm, Gross Alaska Theatre valley location, Cinema Drive
- June 24:** 9 am – 4 pm, Juneau Public Health Center, 3412 Glacier Hwy
- June 25:** 2 pm – 6 pm, Forbidden Peak Brewery, 11798 Glacier Hwy
- July 1 & 8, 15, 22 & 29:** 9 am – 4 pm, Juneau Public Health Center, 3412 Glacier Hwy
- July 12:** 3:30 – 6:30, Gross Alaska Theatre, Valley location, Cinema Drive
- July 15, 22 & 29:** 9 am – 4 pm, Juneau Public Health Center, 3412 Glacier Hwy

Daily Numbers Report: We are reporting 2 new cases today (Monday 1:00 pm – Wednesday 1:00 pm).

COVID-19 In Juneau				
	Active	Recovered	Deceased	Cumulative
Resident	12	1,356	5	1,373
Nonresident	1	166	0	167
Total	13	1,522	5	1,540

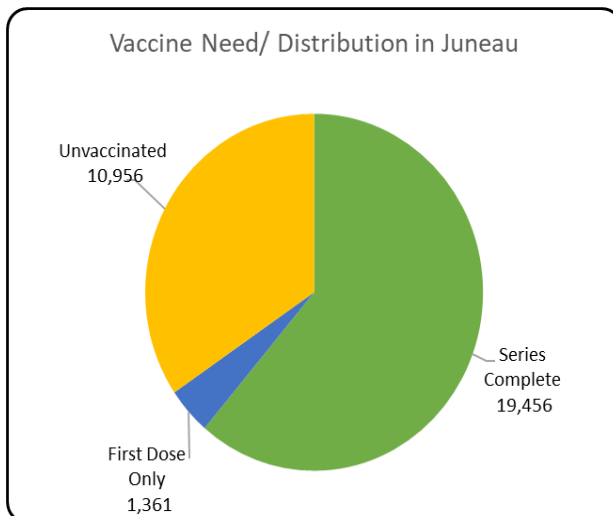
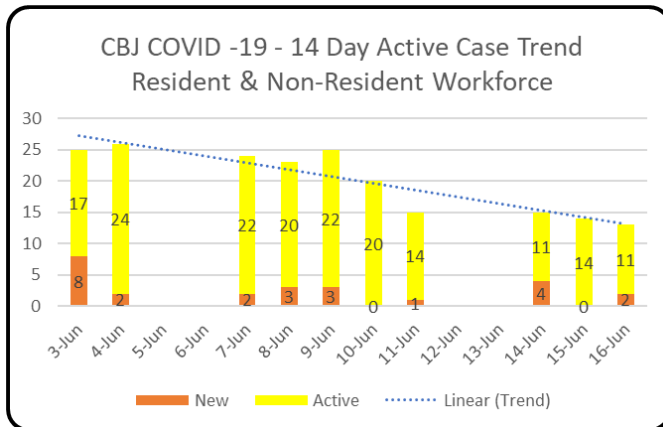
Note: CBJ EOC data may differ from the data reported on the State of Alaska dashboard.

Disease Transmission/Contact Tracing:

We are reporting 2 new resident cases and no new nonresident cases. Both cases are secondary infection and associated with the daycare cluster. The daycare cluster so far has resulted in 13 positive cases, with 9 cases recovered.

That State is reporting 26 new cases within the past 2 days bringing the statewide total to 70,770 cases. This is 53 additional cases since the last EOC report.

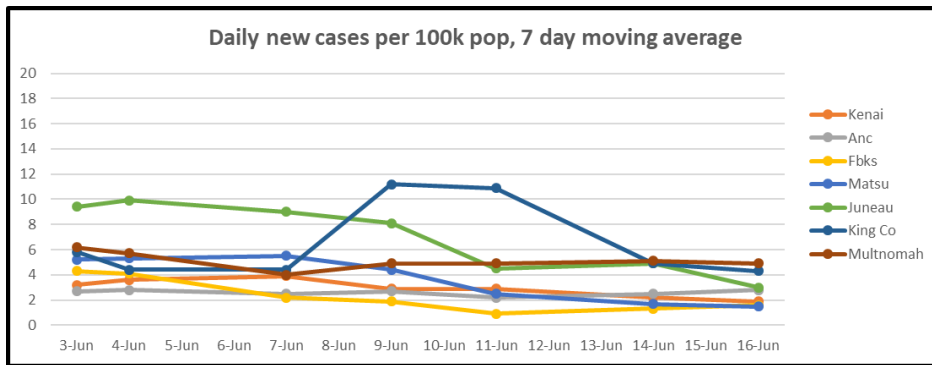
115 COVID tests were processed through BRH since the last EOC report, all with less than 24 hour turnaround



Total: **65.7%** of the of the total population of Juneau has received at least 1 dose of vaccine and **61.7%** have completed their vaccine series.

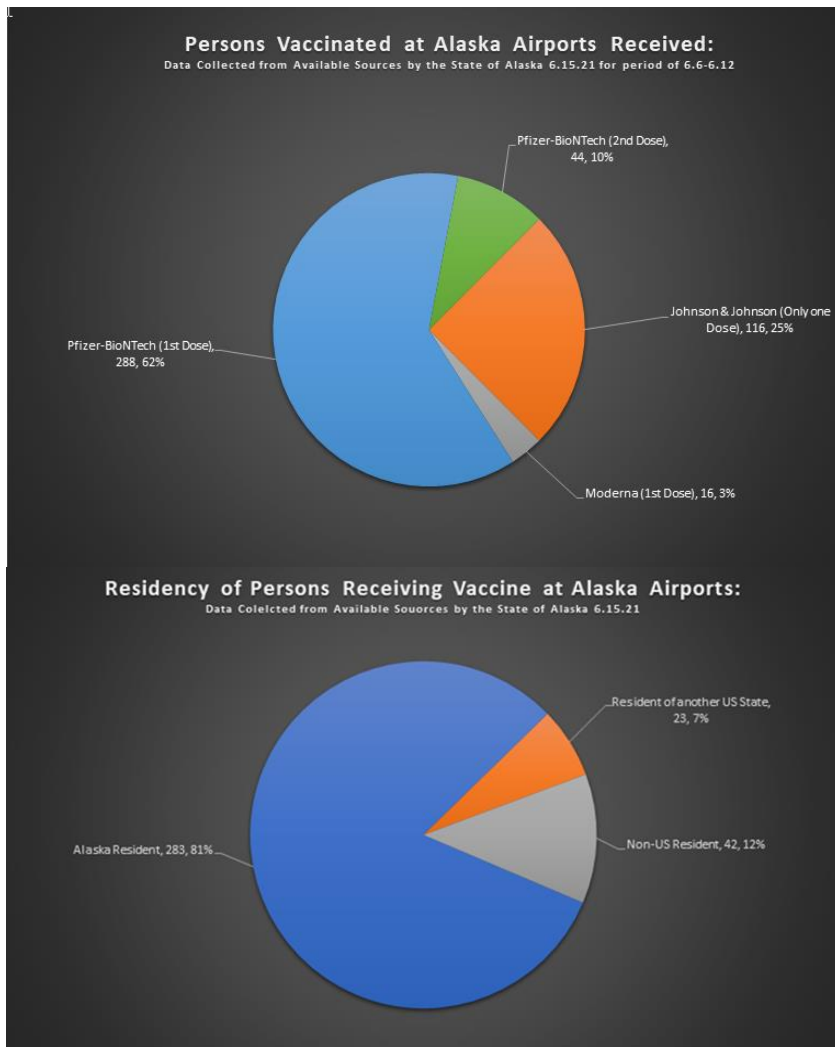
12+: **76.6%** of the age eligible Juneau population has received at least 1 dose of vaccine. **71.9%** have completed their vaccine series.

65+: **90%** of this age group has at least one dose of vaccine. **87%** have completed the vaccine series. (State updated dashboard)



This chart tracks the number of new cases in the past 7 days, controlled for population. King County (Seattle) and Multnomah County (Portland) are included for context and due to travel frequency. The source data for Alaska is from the SOA dashboard. Out of state data is from the Harvard Global Health Institute (<https://globalepidemics.org/key-metrics-for-covid-suppression/>) and generally lags a day behind most of our other reporting. Policy recommendations at varying levels (<1, <10, <25, 25+) can be found on their website

Airport Information:



* Airports reporting: ANC, CDV, FAI, GST, JNU, KTN, OME, PSG, SIT, WRG, YAK

Vaccine Summary**		
	6.6-6.12	Since 5.15.21
# ANC Airport	250	677
# FAI Airport	99	133
# JNU Airport	115	196
Total	464	1,006

Numbers represent estimates based on best available data collected by the State of Alaska

** Vaccine offered at ANC, FAI, and JNU airports