



City and Borough of Juneau  
 City & Borough Manager's Office  
 155 South Seward Street  
 Juneau, Alaska 99801  
 Telephone: 586-5240 | Facsimile: 586-5385

DATE: April 14, 2021  
 TO: CBJ Assembly  
 FROM: Mila Cosgrove, Incident Commander  
 RE: **Situational Update –Level 1 Minimal-** Operational Period 31 (03/25/21 – 04/22/21)

Overall Community Risk	Disease Situation	Hospital Capacity	Public Health Capacity
<b>Level 1 - Minimal</b>	Overall cases rates are increasing. Community spread is present. Vaccine is available.	The hospital case load is stable.	Contact tracing is stable.

The Complete CBJ COVID-19 Dashboard can be found [here](#) or by going to [Juneau.org/ COVID-19](http://Juneau.org/COVID-19)

**Situation Assessment:** Our 14 day and 7 day case rates are at the moderate alert level. The community continues to see COVID transmit via community spread, secondary infection, and travel. COVID vaccine distribution is on the rise which offers the community a level of protection. A variant of concern (UK/B1.1.7) has been identified in Juneau. Case rates are statewide are high but beginning to even out. We continue to caution the public to strictly adhere to all travel related rules and to continue strict adherence to masking and social distancing when outside your immediate home.

**Issues of Note:**

A variant of concern has been identified in Juneau. The test, which was collected on March 7, 2021, was sent for sequencing and identified in the test batch run that was conducted between April 4<sup>th</sup> – 10<sup>th</sup>. The variant, UK/B.1.17 was recently identified by the CDC as the most prevalent strain in the United States. The variant is more transmissible than the regular COVID strain (by approximately 50%) and is thought to result in slightly more severe COVID cases. The community should assume that the variant is in the community and strictly adhere to mitigation measures. The Pfizer, Moderna and J&J vaccines are all effective against this variant.

Planning for alternate POD sites continues as does communication and marketing around vaccines.

POD 9a will be on Friday April 16<sup>th</sup> from 1:00 pm to 7:00 pm at St. Brendan's Episcopal Church. Due to the temporary hold on J& J vaccine, this clinic will use Pfizer. The second dose clinic (9b) will be held on May 7<sup>th</sup>.

POD 10 A will be at the UAS Recreation Center and run from April 20 – 24 from 1:00 pm to 7:00 pm. This clinic will use Pfizer. The second dose clinic (10b) will be May 15 – 18.

POD (8) is scheduled for Saturday, April 17<sup>th</sup> from 10:00 am to 3:00 pm at Centennial Hall. Anyone age 16 and up is eligible to participate. The second dose clinic (8b) will be held on May 8<sup>th</sup>. Registration is currently open and there are 336 appointments available.

**Daily Numbers Report:** We are reporting 7 new cases today (Monday 1:00 pm – Wednesday 1:00).

COVID-19 In Juneau				
	Active	Recovered	Deceased	Cumulative
Resident	23	1,210	5	1,238
Nonresident	5	149	0	154
<b>Total</b>	<b>28</b>	<b>1,350</b>	<b>5</b>	<b>1,392</b>

Note: CBJ EOC data may differ from the data reported on the State of Alaska dashboard.

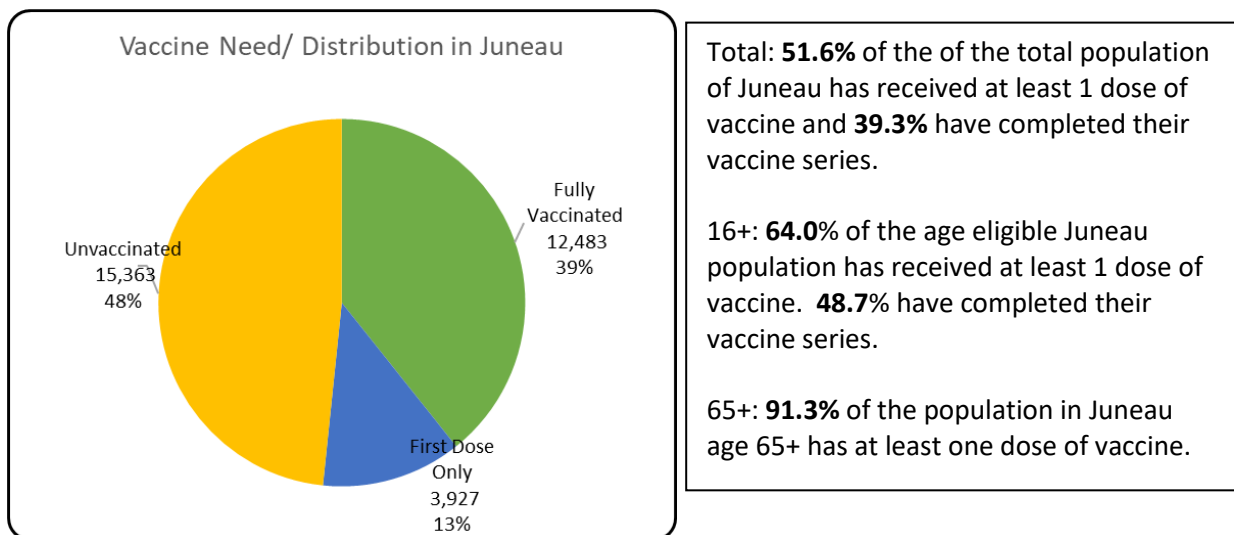
Disease Transmission/Contact Tracing:

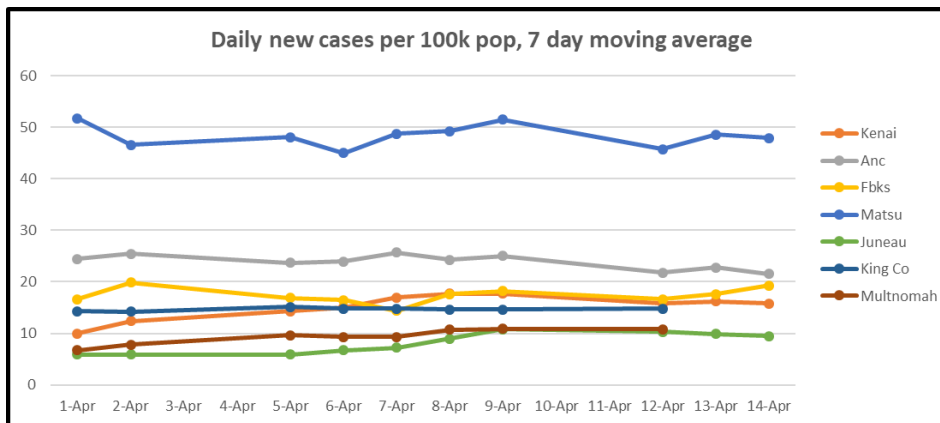
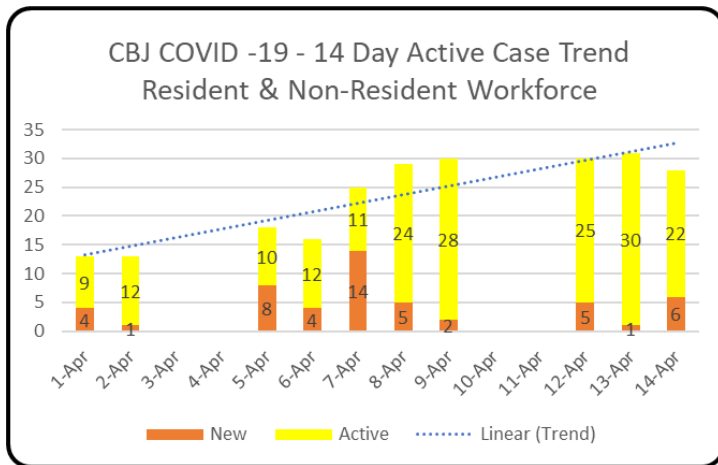
We are reporting 5 new resident cases and 2 new nonresident cases. 2 cases are community spread, 2 cases are secondary infection, 2 cases are travel, and 1 case remains under investigation. 2 of the secondary cases are associated with the daycare cluster which now has 10 positive cases with one case recovered. The nonresident cases are associated with the mining industry.

That State is reporting 201 new cases today bringing the statewide total to 65,536 cases. This is a total of 356 new cases since the last EOC report.

Testing: 172 COVID tests were processed at BRH between on Monday and Tuesday, all returning in less than 24 hours.

PLEASE NOTE: The State Dashboard did not load vaccine information correctly today. The numbers below were accurate as of Tuesday. The CBJ dashboard will be updated as soon as the state information is available.





This chart tracks the number of new cases in the past 7 days, controlled for population. King County (Seattle) and Multnomah County (Portland) are included for context and due to travel frequency. The source data for Alaska is from the SOA dashboard. Out of state data is from the Harvard Global Health Institute (<https://globalepidemics.org/key-metrics-for-covid-suppression/>) and generally lags a day behind most of our other reporting. Policy recommendations at varying levels (<1, <10, <25, 25+) can be found on their website