



City and Borough of Juneau
 City & Borough Manager's Office
 155 South Seward Street
 Juneau, Alaska 99801
 Telephone: 586-5240 | Facsimile: 586-5385

DATE: April 9, 2021
 TO: CBJ Assembly
 FROM: Mila Cosgrove, Incident Commander
 RE: **Situational Update –Level 1 Minimal-** Operational Period 31 (03/25/21 – 04/22/21)

Overall Community Risk	Disease Situation	Hospital Capacity	Public Health Capacity
Level 1 - Minimal	Overall cases rates are increasing. Community spread is present. Vaccine is available.	The hospital case load is stable.	Contact tracing is stable.

The Complete CBJ COVID-19 Dashboard can be found [here](#) or by going to [Juneau.org/ COVID-19](http://Juneau.org/COVID-19)

Situation Assessment: Our 14 day and 7 day case rates are at the moderate alert level. The community continues to see COVID transmit via community spread, secondary infection, and travel. COVID vaccine distribution is on the rise which offers the community some level of protection. The more aggressive variants of COVID-19 have been identified in Alaska. Case rates are climbing statewide. We continue to caution the public to strictly adhere to all travel related rules and to continue strict adherence to masking and social distancing when outside your immediate home.

Issues of Note:

There are 6 active cases connected to a small daycare. Anyone who has been deemed a close contact to these cases has been contacted by Public Health. Public Health is now tracking this as a cluster.

Cases are increasing statewide. One case of B117 has been identified in Southeast Alaska. The case is not from Juneau. Residents are cautioned to test upon return to the community even from intrastate travel.

The EOC is working on revised Community Risk Mitigation Measures to be presented at the Assembly Committee of the Whole meeting on April 12th.

To date, approximately 15,000 doses (1st and 2nd) have been administered through the Centennial Hall PODs. Smaller, more targeted PODs are beginning to be scheduled.

POD Information:

POD (8) is scheduled for Saturday, April 17th from 10:00 am to 3:00 pm at Centennial Hall. Anyone age 16 and up is eligible to participate. The second dose clinic (8b) will be held on May 8th. Registration is currently open and there are 400 appointments available.

POD 5b runs through Saturday, April 10. This is a second dose clinic.

POD 6A concluded Thursday evening. In all 1,160 first doses were administered. Walk-in traffic accounted for approximately 30 doses. POD 6B (Second dose clinic) is scheduled for April 26 – 29.

POD 7A for age eligible High School students was held today. Approximately 85 students received vaccinations. The second dose clinic for this group will be held on April 30.

Daily Numbers Report: We are reporting 7 new cases today (Wednesday 1:00 pm – Friday 1:00 pm).

COVID-19 In Juneau				
	Active	Recovered	Deceased	Cumulative
Resident	25	1,198	5	1,228
Nonresident	5	147	0	152
Total	30	1,345	5	1,380

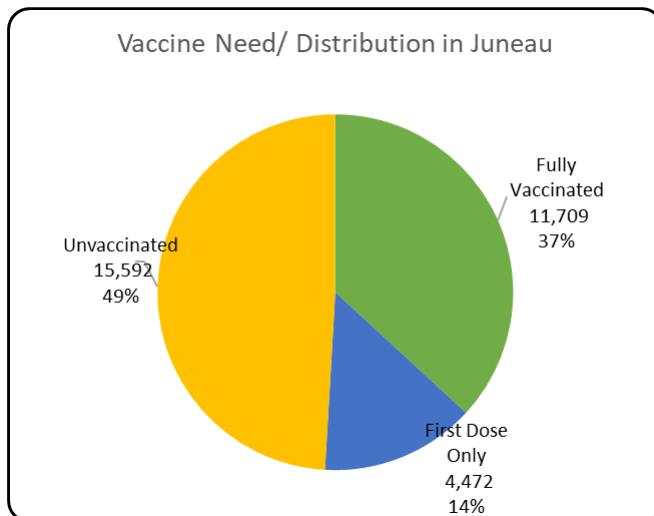
Note: CBJ EOC data may differ from the data reported on the State of Alaska dashboard.

Disease Transmission/Contact Tracing:

We are reporting 7 new resident cases and no new nonresident cases. 2 cases are community spread, 3 cases are secondary infection, 1 case is travel, and 1 case remains under investigation. The travel related case is for a community member who is out of state.

That State is reporting 249 new cases today bringing the statewide total to 64,782 cases. This is a total of 479 new cases since the last EOC report.

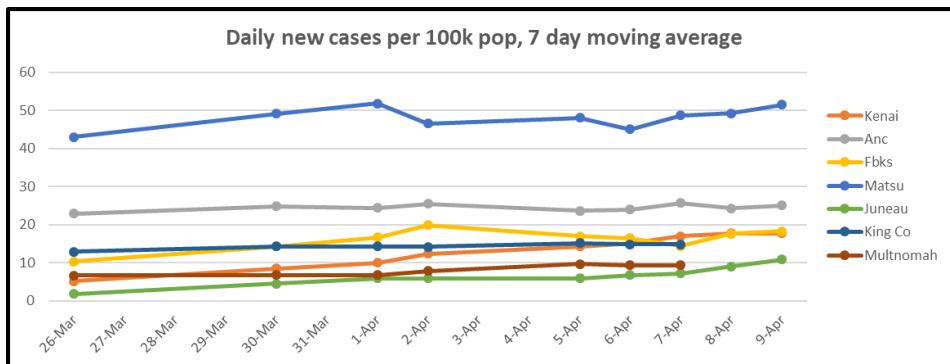
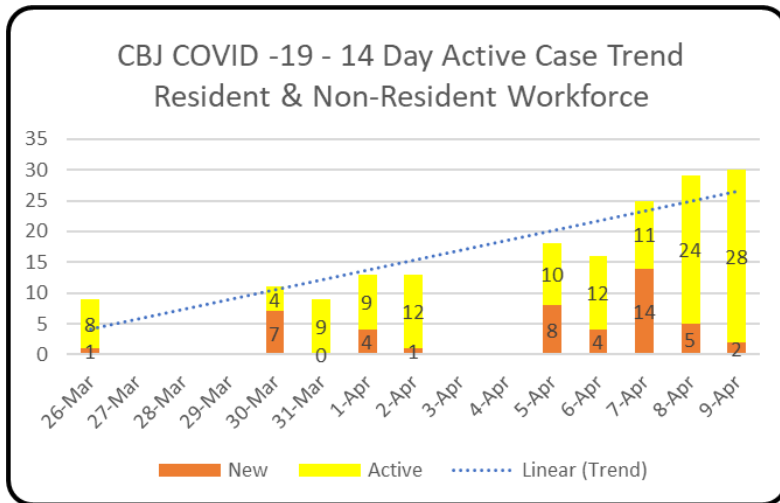
Testing: 104 COVID tests were processed at BRH, all returning in less than 24 hours.



50.9% of the of the total population of Juneau has received at least 1 dose of vaccine and 36.9% are fully vaccinated.

63.1% of the Juneau population age 16 and above have received at least 1 dose of vaccine and 45.6% of the age eligible population is fully vaccinated.

The State is reporting that 90.8% of the population in Juneau age 65+ has at least one dose of vaccine.



This chart tracks the number of new cases in the past 7 days, controlled for population. King County (Seattle) and Multnomah County (Portland) are included for context and due to travel frequency. The source data for Alaska is from the SOA dashboard. Out of state data is from the Harvard Global Health Institute (<https://globalepidemics.org/key-metrics-for-covid-suppression/>) and generally lags a day behind most of our other reporting. Policy recommendations at varying levels (<1, <10, <25, 25+) can be found on their website