

**ATTACHMENT #1**

JNU Terminal Reconstruction Progress Photos — February 8, 2021



Terminal reconstructed building viewed from Shell Simmons Drive.  
(Air & water barrier installed over Z-girts with rigid insulation.)



View from north vestibule area looking into regional air carrier seating space.  
(Stair tower to left — 2<sup>nd</sup> floor balcony to right.)

# ATTACHMENT #1



Stair tower with escalator installed.




Escalator installed adjacent main stairway.



1<sup>st</sup> floor elevator entrances.



Elevator machinery on 1<sup>st</sup> floor.  
(Protected with plastic wrap.)



2<sup>nd</sup> floor elevator entrances.



Escalator & ramp viewed from west seating area.




Pump room.

# ATTACHMENT #1



Regional air carrier seating area viewed from 2<sup>nd</sup> floor balcony.



Escalator and stair viewed from 2<sup>nd</sup> floor landing.  
(Escalator protected in plastic wrap.)

# ATTACHMENT #1



View toward airport admin suite & regional air carrier ticketing from stair tower balcony.




Penthouse electrical panels.



Air handler in penthouse.



Heat pumps along west wall in penthouse.




Exit stair from 2<sup>nd</sup> floor balcony to airfield.

# ATTACHMENT #1



View into airport admin reception office from balcony.



View from airport admin work room up hallway toward projects office.



West elevation with Gate 1 located adjacent metal framed wing wall.