



City and Borough of Juneau
 City & Borough Manager's Office
 155 South Seward Street
 Juneau, Alaska 99801
 Telephone: 586-5240 | Facsimile: 586-5385

DATE: December 28, 2020
 TO: CBJ Assembly
 FROM: Robert Barr, Planning Section Chief
 RE: **Situational Update –Level 3 High-** Operational Period 27 (12/3/2020 – 12/31/2020)

Overall Community Risk	Disease Situation	Hospital Capacity	Public Health Capacity	The Complete CBJ COVID-19 Dashboard can be found here or by going to Juneau.org/COVID-19
Level 3 - High	Community spread based cases continue to occur. The containment situation remains uncertain.	The hospital case load is stable.	Contact tracing efforts are constrained due to the nature and volume of cases.	

Situation Assessment: Our 14 day and 7 day case rates have dropped to the High alert level. The disease is moving across all disease acquisition types: secondary infection, travel and community. Travel related cases remain elevated. Residents must take appropriate cautions, including limiting social bubbles to immediate family members. The public should strictly adhere to all health orders related to travel.

Weekly Summary – 14 day lookback for positive tests collected December 7th – December 20th.

Over the last rolling 14 day period, 59 people tested positive for COVID-19 in the community.

Highlights:

There was no reported case activity was associated with a cluster. 2% of the cases were associated with a cluster.

20% of the cases were designated as community spread, 47.5% of the cases were designated as Secondary Infection, 17% of the cases were associated with Travel, and the remaining 15% of the cases remain under investigation.

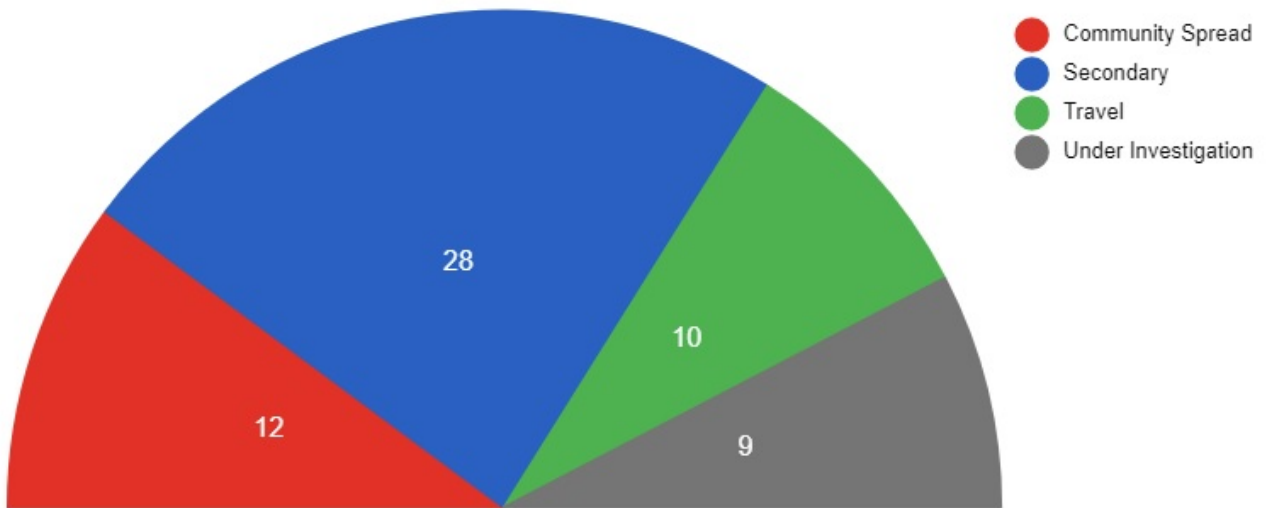
Contact tracing is improving with 90% of individuals being contacted within 24 hours of a positive test being returned.

Disease spread is across all age groups, most racial groupings, and is slightly more prevalent in males than females (58%/42%).

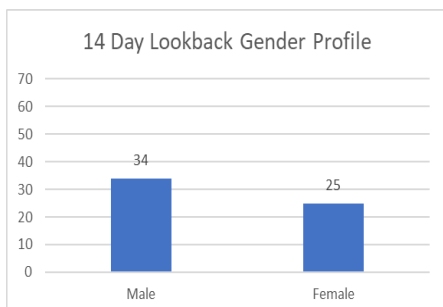
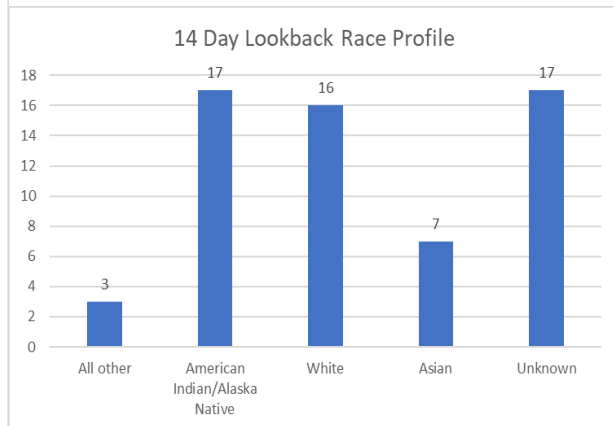
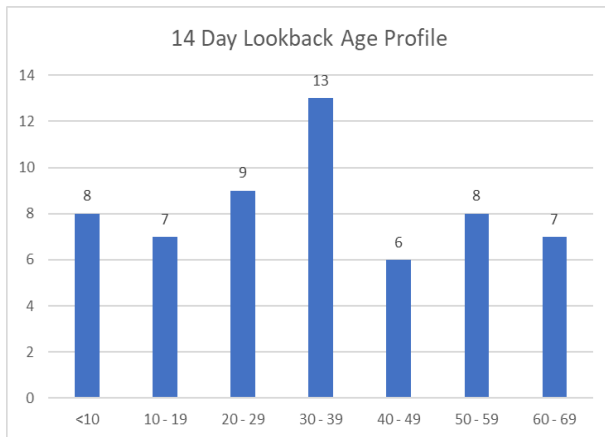
Disease Acquisition:

Of the 59 positive cases during the last 14 day period, 12 were identified as community spread, 28 were identified as secondary transmission, 10 were identified as travel related, and 9 remain under investigation.

Case Acquisition Type 14-day (Updated 12/28)



Demographics:



Issues of Note:

BRH staff training on the Roche machine is complete. Validation work is currently underway and should be complete by mid-January. Roche has also confirmed that they can provide reagent to test 940 per week (slightly less than previously reported – some reagent needs to be reserved for ongoing quality-control). We are working to determine when we may be able to get more than that.

Please see this [press release](#) for more detail on what is currently know about vaccine allocation.

Daily Numbers Report:

We are reporting 19 new cases today.

COVID-19 In Juneau				
	Active	Recovered	Deceased	Cumulative
Resident	49	891	5	945
Non Resident	3	117	0	120
Total	52	1008	5	1065

Note: CBJ EOC data may differ from the data reported on the State of Alaska dashboard due to lags in data entry on the state level.

Disease Transmission/Contact Tracing:

We are reporting 16 new resident and 3 new nonresident cases today. Of the resident cases, 6 are secondary transmission, 4 are community spread, 1 is travel related, and the remaining cases are under investigation. Two of the nonresident cases are mining related, the third is under investigation.

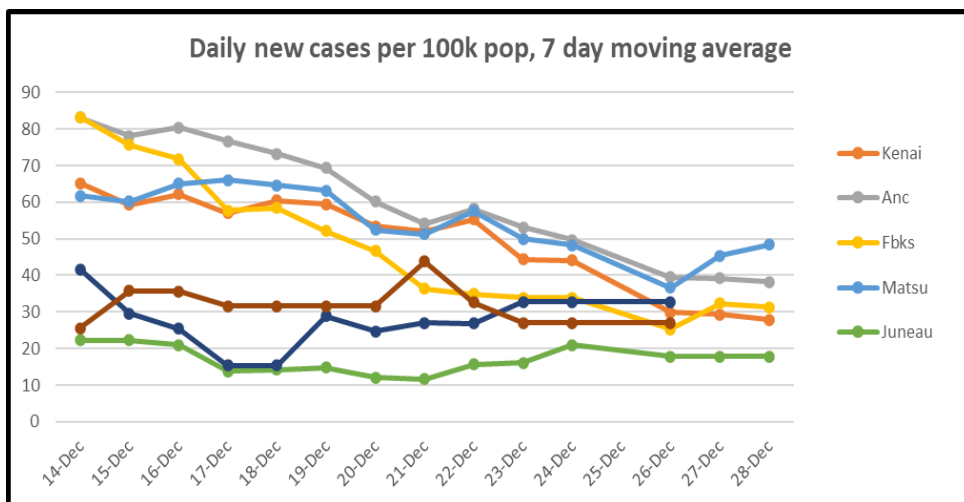
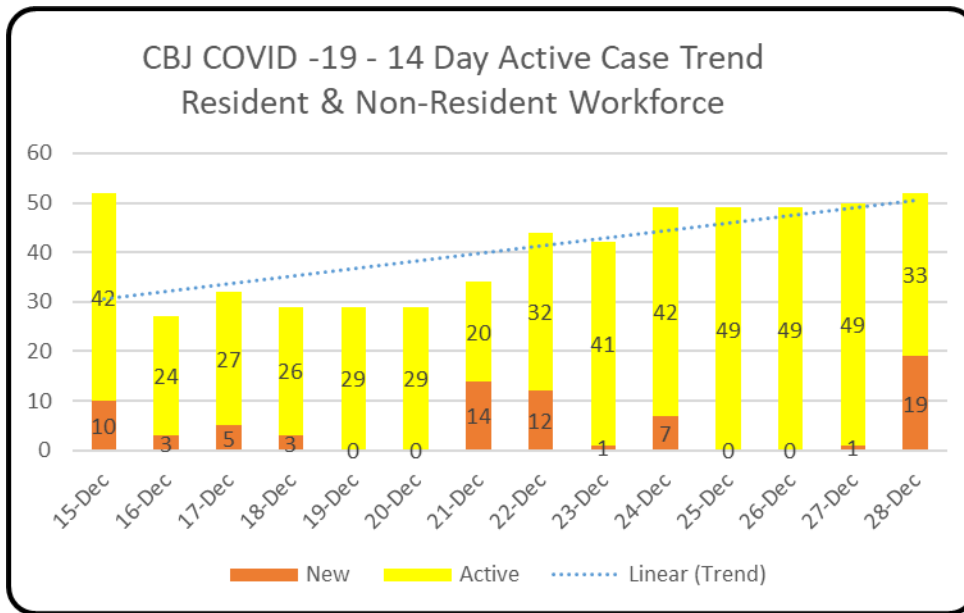
The State of Alaska is reporting 126 new cases today bringing the statewide cumulative case count to 45,909.

Testing:

12/27/20: 87 tests were returned from Fulgent Lab, 71 with a 3 day turnaround and 16 with a 4 day turnaround

12/26/20: 123 tests were returned from Fulgent Lab, 103 with a 3 day turnaround and 20 with a 4 day turnaround

12/25/20: 182 tests were returned from Fulgent Lab, 110 with a 3 day turnaround and 72 with a 4 day turnaround



This chart tracks the number of new cases in the past 7 days, controlled for population. King County (Seattle) and Multnomah County (Portland) are included for context and due to travel frequency. The source data for Alaska is from the SOA dashboard. Out of state data is from the Harvard Global Health Institute (<https://globalepidemics.org/key-metrics-for-covid-suppression/>) and generally lags a day behind most of our other reporting. Policy recommendations at varying levels (<1, <10, <25, 25+) can be found on their website