



City and Borough of Juneau
 City & Borough Manager's Office
 155 South Seward Street
 Juneau, Alaska 99801
 Telephone: 586-5240 | Facsimile: 586-5385

DATE: December 21, 2020
 TO: CBJ Assembly
 FROM: Mila Cosgrove, Incident Commander
 RE: **Situational Update –Level 3 High-** Operational Period 27 (12/3/2020 – 12/31/2020)

| Overall Community Risk | Disease Situation | Hospital Capacity | Public Health Capacity | The Complete CBJ COVID-19 Dashboard can be found here or by going to Juneau.org/COVID-19 |
|------------------------|--|-----------------------------------|--|---|
| Level 3 - High | Community spread based cases continue to occur. The containment situation remains uncertain. | The hospital case load is stable. | Contact tracing efforts are constrained due to the nature and volume of cases. | |

Situation Assessment: Our 14 day and 7 day case rates have dropped to the High alert level. The disease is moving across all disease acquisition types: secondary infection, travel and community. Travel related cases are climbing. Residents must take appropriate cautions, including limiting social bubbles to immediate family members. The public should strictly adhere to all health orders related to travel.

Weekly Summary – 14 day lookback for positive tests collected December 7th – December 20th.

Over the last rolling 14 day period, 58 people tested positive for COVID-19 in the community.

Highlights:

There was no reported case activity was associated with a cluster. The small church cluster reported on last week resolved with 14 total cases.

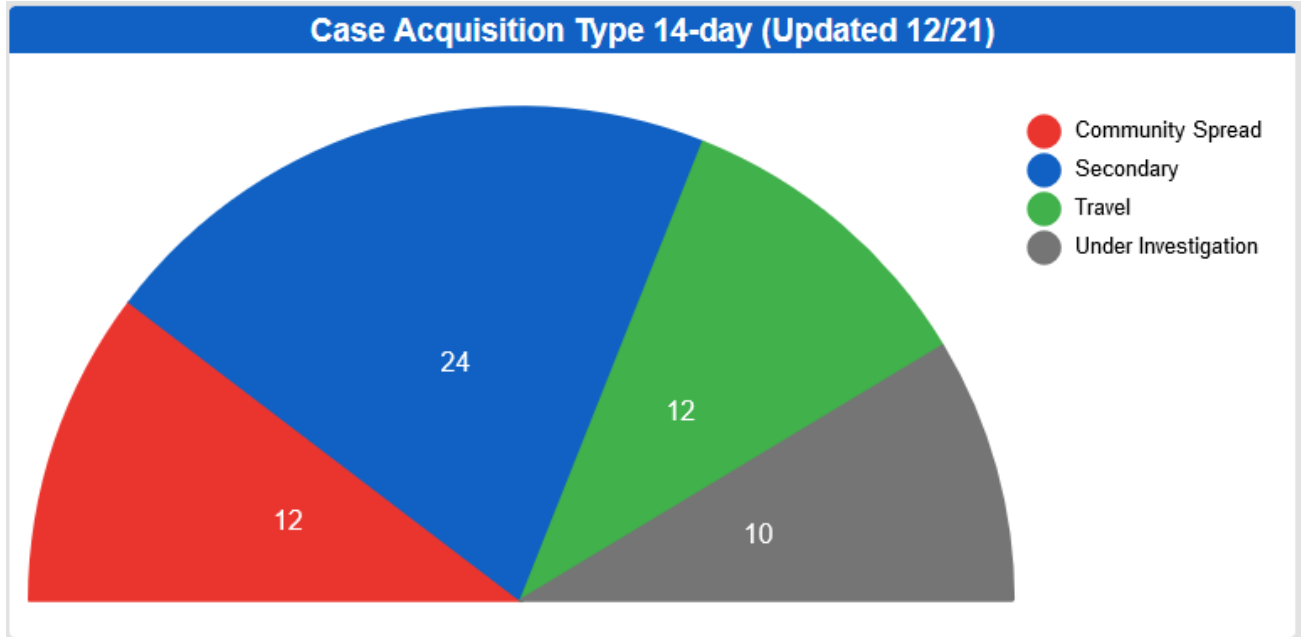
21% of the cases were designated as community spread, 41.5% of the cases were designated as Secondary Infection, 21% of the cases were associated with Travel, and the remaining 16.5% of the cases remain under investigation.

Contact tracing is improving with 90% of individuals being contacted within 24 hours of a positive test being returned.

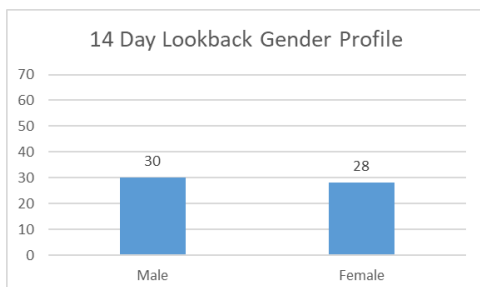
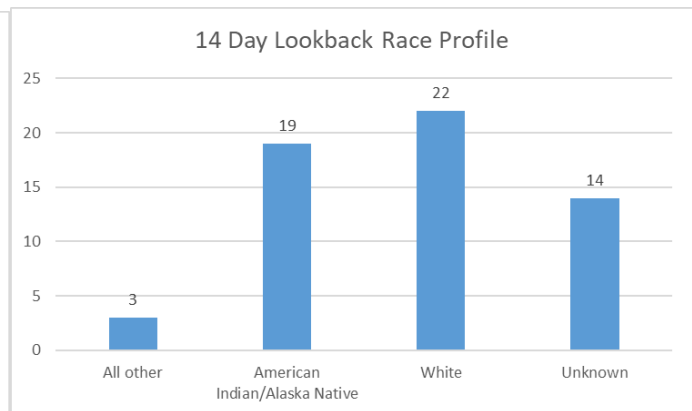
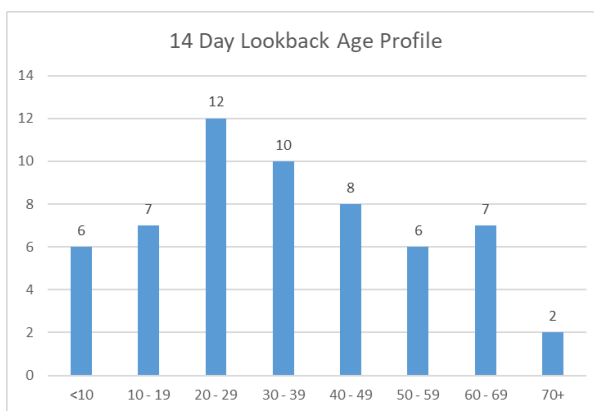
Disease spread is across all age groups, most racial groupings, and is slightly more prevalent in males than females (51%/49%).

Disease Acquisition:

Of the 58 positive cases during the last 14 day period, 12 were identified as community spread, 24 were identified as secondary transmission, 10 were identified as travel related, and 14 remain under investigation.



Demographics:



Issues of Note:

The Roche machine is installed and operational for training purposes. Staff training is underway followed by validation. We are still targeting mid to end of January for operation. Roche has also confirmed that they can provide reagent to test 960 per week. We are working to determine when we may be able to get more than that.

We are still waiting for confirmation on the next group of individuals to be vaccinated.

Daily Numbers Report:

We are reporting 14 new cases today.

| COVID-19 In Juneau | | | | |
|--------------------|-----------|------------|----------|-------------|
| | Active | Recovered | Deceased | Cumulative |
| Resident | 34 | 871 | 5 | 910 |
| Non Resident | 0 | 117 | 0 | 117 |
| Total | 34 | 988 | 5 | 1027 |

Note: CBJ EOC data may differ from the data reported on the State of Alaska dashboard due to lags in data entry on the state level.

Disease Transmission/Contact Tracing:

We are reporting 13 new resident and 1 new nonresident case today. 7 are secondary transmission, 2 are travel, 1 is community spread, and the remaining cases are under investigation. The nonresident case is a visitor.

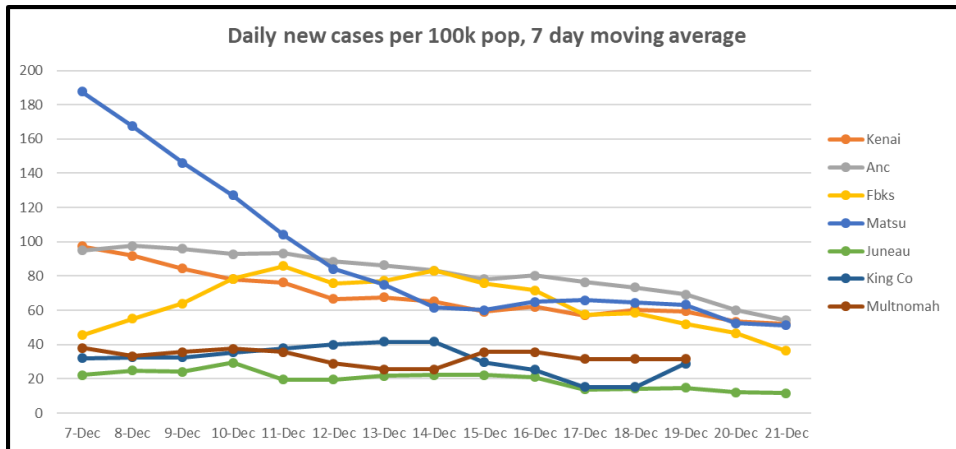
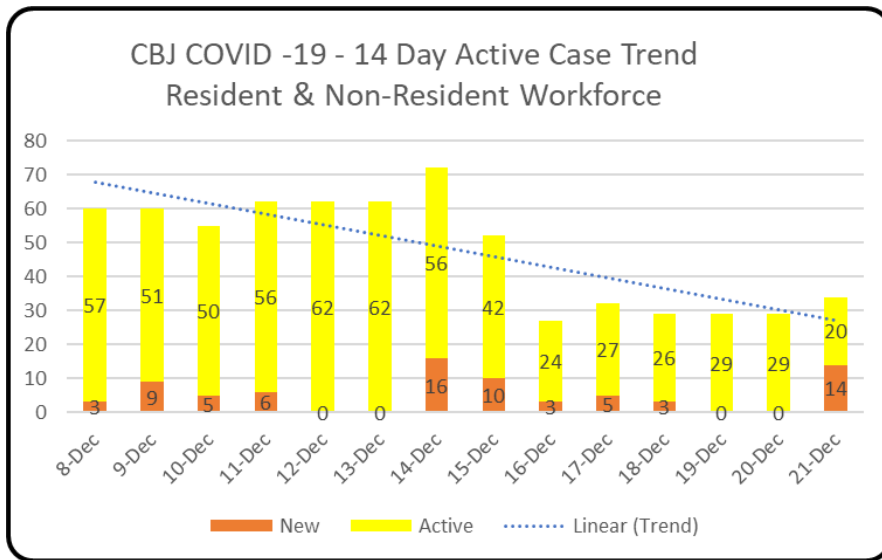
The State of Alaska is reporting 152 new cases today bringing the statewide cumulative case count to 44,023.

Testing:

12/18/20: 284 test results were received from the Fulgent Lab with collection dates between 12/15/2020 – 12/17/2020, returning results to individuals 1-3 days after collection.

12/19/20: No results were received.

12/20/20: 105 test results were received from the Fulgent Lab with collection dates between 12/17/2020 – 12/18/2020, returning results to individuals 2-3 days after collection



This chart tracks the number of new cases in the past 7 days, controlled for population. King County (Seattle) and Multnomah County (Portland) are included for context and due to travel frequency. The source data for Alaska is from the SOA dashboard. Out of state data is from the Harvard Global Health Institute (<https://globalepidemics.org/key-metrics-for-covid-suppression/>) and generally lags a day behind most of our other reporting. Policy recommendations at varying levels (<1, <10, <25, 25+) can be found on their website