



City and Borough of Juneau
 City & Borough Manager's Office
 155 South Seward Street
 Juneau, Alaska 99801
 Telephone: 586-5240 | Facsimile: 586-5385

DATE: November 30, 2020
 TO: CBJ Assembly
 FROM: Mila Cosgrove, Incident Commander
 RE: **Situational Update –Level 3 High-** Operational Period 26 (11/12/2020 – 12/3/2020)

Current EOC Assessment			
Overall Community Risk	Disease Situation	Hospital Capacity	Public Health Capacity
Level 3 - High	Community spread based cases continue to occur. The containment situation remains uncertain.	The hospital case load is stable.	Contact tracing efforts are constrained due to the nature and volume of cases.

The Complete CBJ COVID-19 Dashboard can be found [here](#) or by going to Juneau.org/COVID-19

Situation Assessment: Our 7 and 14 day case rate indicators remain in the very high alert level range. The disease is moving across all disease acquisition types: secondary infection, travel and community. Contact tracing is improving slightly, but remains constrained due to caseloads statewide and the nature of contacts required. Residents must take appropriate cautions, including limiting social bubbles to immediate family members.

Weekly Summary – 14 day lookback for positive tests collected November 16th – November 29th.

Over the last rolling 14 day period, 109 people tested positive for COVID-19 in the community.

Highlights:

2% of the cases were associated with ongoing clusters. The UAS cluster had 8 positive cases and is now considered closed. In addition, a cluster of households that resulted in 10 positive cases has also resolved. The remaining cases were due to travel, transmission among close friends and family, and community spread.

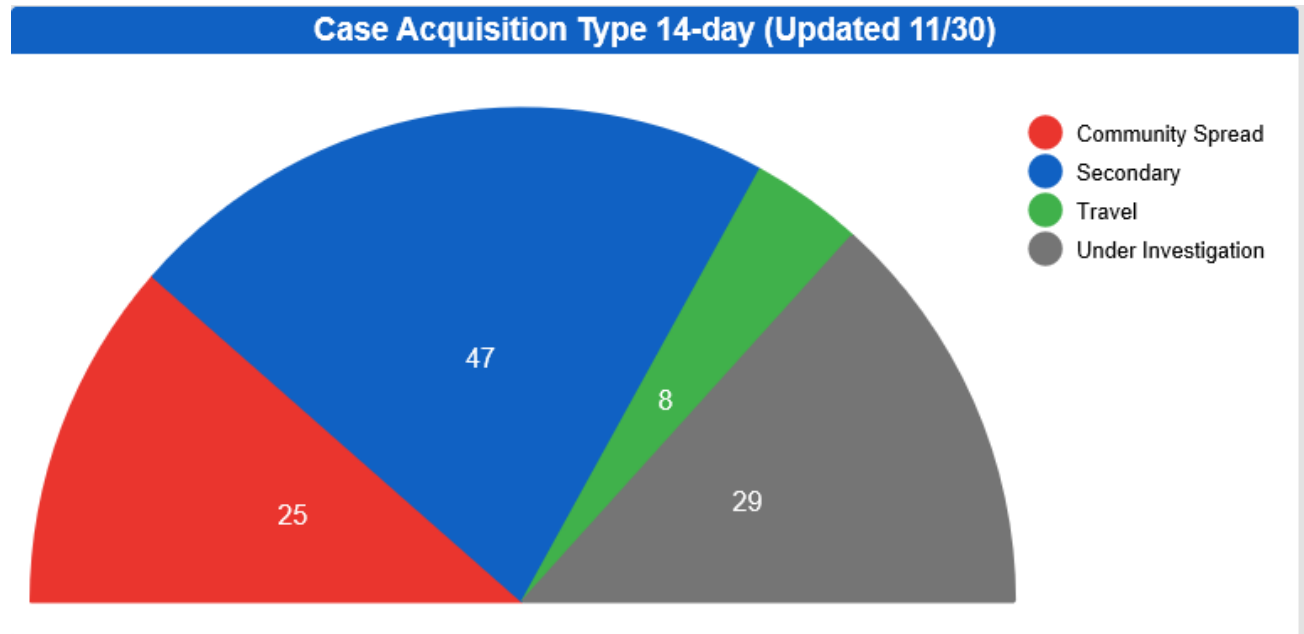
23% of the cases were designated as community spread, 43% of the cases were designated as Secondary Infection, 7% of the cases were associated with Travel, and the remaining 19.5% of the cases remain under investigation.

Contact tracing is improving with 90% of individuals being contacted within 24 hours of a positive test being returned. This is up from 75% during the last reporting period.

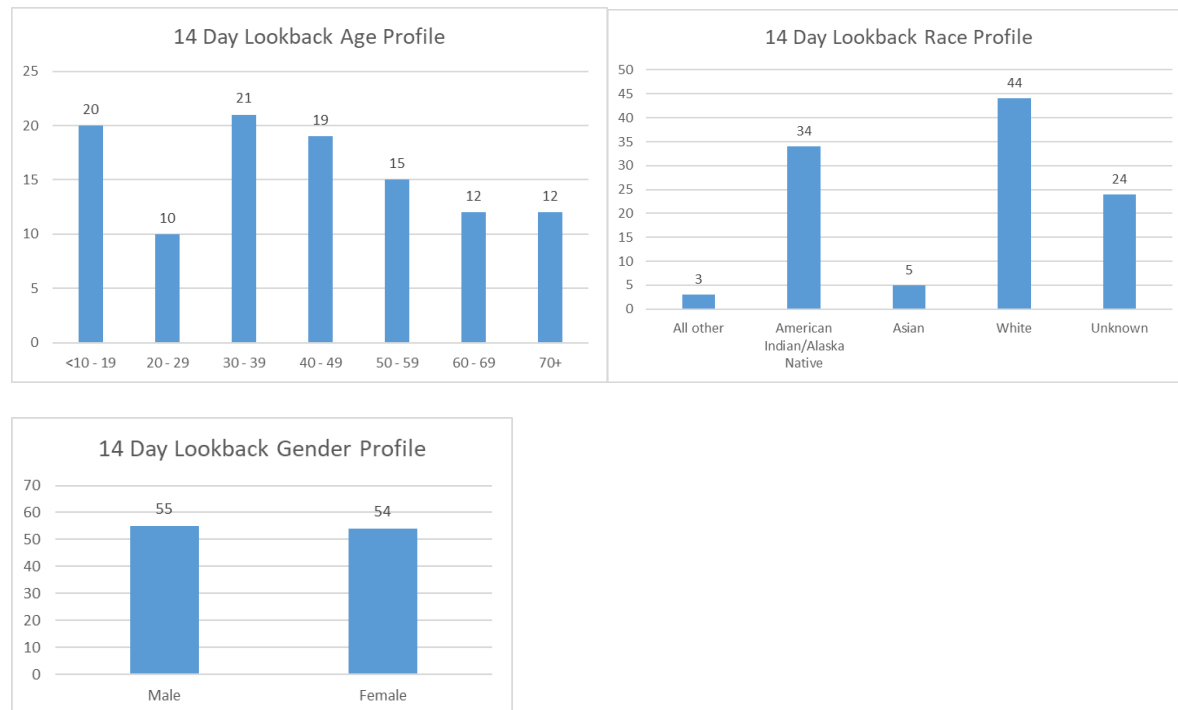
Disease spread is across all age groups, most racial groupings, and is evenly spread between males and females (50%/50%).

Disease Acquisition:

Of the 109 positive cases during the last 14 day period, 25 were identified as community spread, 47 were identified as secondary transmission, 8 were identified as travel related, and 29 remain under investigation.



Demographics:



Issues of Note:

The rolling 7 day average for cases in Anchorage is beginning to drop. Cases in the Kenai Peninsula Borough and Mat-Su Borough remain quite high. Overall positivity remains high statewide with 481 new cases reported today. The hospital system in Alaska continues to be overburdened, Seattle hospitals are tight for space as well. However, medevacs are still being accepted and BRH is working closely with those hospitals to track capacity.

We are still waiting on approximately 34 test results from the State Lab. Turnaround times for our tests sent to Fulgent are returning in most cases in 2 – 4 days.

Planning for vaccine distribution continues as does planning and preparation for the ROCHE testing machine at BRH.

Daily Numbers Report:

We are reporting 30 new resident cases today.

COVID-19 In Juneau				
	Active	Recovered	Deceased	Cumulative
Resident	54	732	5	791
Non Resident	2	110	0	112
Total	56	842	5	903

Note: CBJ EOC data may differ from the data reported on the State of Alaska dashboard due to lags in data entry on the state level.

Disease Transmission/Contact Tracing:

We are reporting 30 new resident cases today. 14 are secondary transmission, 4 are community spread, and the remaining 12 are under investigation.

The State of Alaska is reporting 481 new cases today bringing the statewide cumulative case count to 32,576.

Testing:

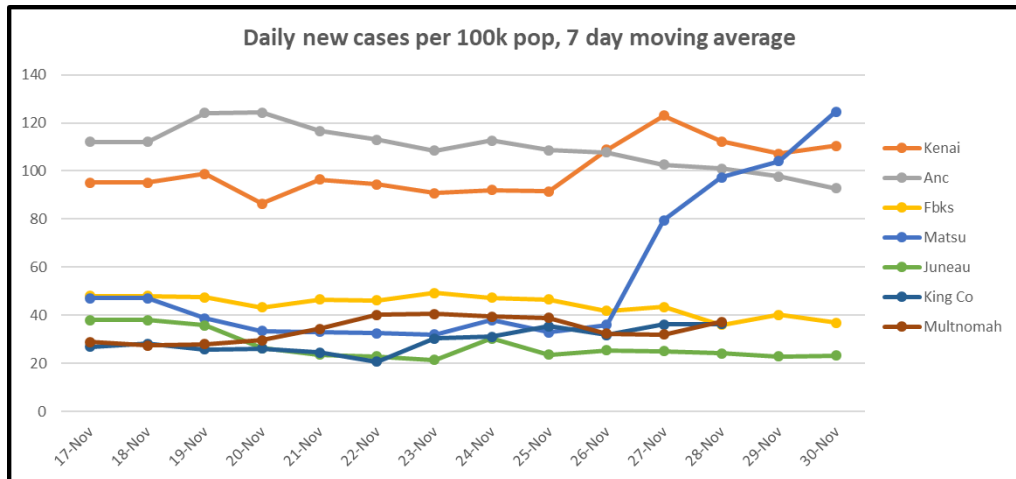
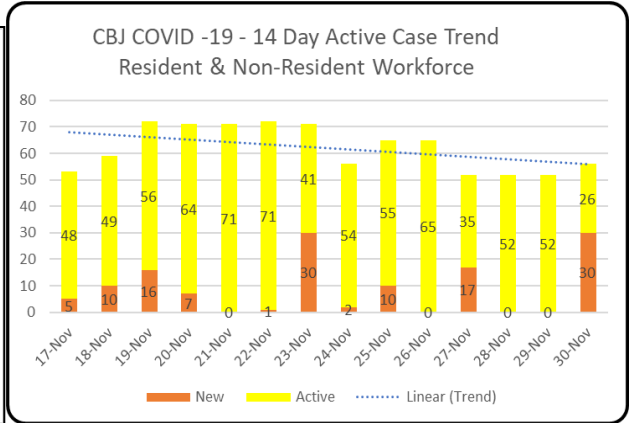
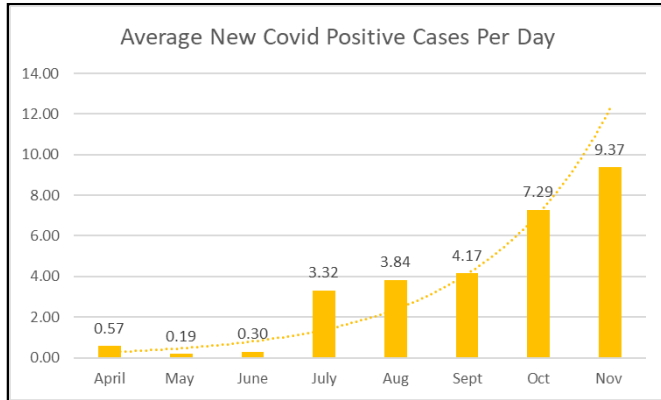
11/25: 218 test results were received from the Fulgent Lab with collection dates between 11/21/2020 - 11/23/2020, returning results to individuals 2-4 days after collection. No test results were received from the Alaska State Lab.

11/26: In total 241 test results were received with collection dates of 11/19/2020 – 11/24/2020, returning results to individuals 2-7 days after collection.

- 34 test results were received from the Alaska State Lab with collection dates between 11/19/2020 – 11/20/2020 returning results to individuals 6-7 days after collection.
- 207 test results were received from the Fulgent Lab with collection dates between 11/22/2020 – 11/24/2020, returning results to individuals 2-4 days after collection.

11/27: 179 test results were received from the Fulgent Lab with collection dates between 11/24/2020 - 11/25/2020, returning results to individuals 2-3 days after collection. No test results were received from the Alaska State Lab.

11/28: 53 test results were received from the Fulgent Lab with collection dates between 11/25/2020 - 11/26/2020, returning results to individuals 2-3 days after collection. No test results were received from the Alaska State Lab.



This chart tracks the number of new cases in the past 7 days, controlled for population. King County (Seattle) and Multnomah County (Portland) are included for context and due to travel frequency. The source data for Alaska is from the SOA dashboard. Out of state data is from the Harvard Global Health Institute (<https://globalepidemics.org/key-metrics-for-covid-suppression/>) and generally lags a day behind most of our other reporting. Policy recommendations at varying levels (<1, <10, <25, 25+) can be found on their website