



City and Borough of Juneau  
 City & Borough Manager's Office  
 155 South Seward Street  
 Juneau, Alaska 99801  
 Telephone: 586-5240 | Facsimile: 586-5385

DATE: October 5, 2020  
 TO: CBJ Assembly  
 FROM: Mila Cosgrove, Incident Commander  
 RE: **Situational Update –Level 2 Moderate** - Operational Period 23 (10/1/2020 – 10/15/2020)

Overall Community Risk	Disease Situation	Hospital Capacity	Public Health Capacity
<b>Level 2 Moderate</b>	Community spread based cases are occurring.	Hospital capacity is good and the general situation at the hospital is stable.	The testing environment is stabilizing. Local investigations are being conducted in a timely manner.

**The Complete CBJ COVID-19 Dashboard can be found [here](#) or by going to [Juneau.org/COVID-19](#)**

**Situation Assessment:** Our overall number of positive cases have dropped off compared to previous weeks. Our 14 day case rate indicator remains at the moderate level and our 7 day case rate indicator has reduced to the minimal level. The disease is transferring by community spread - people are urged to take appropriate cautions and in particular to refrain from indoor, unmasked activities with individuals outside of family/social bubbles. Further, travel related cases have increased. The community is encouraged to be COVID conscious while traveling and to follow strict social distancing upon return to the community until 2 negative test results are returned, or 14 days have passed, whichever is earlier.

**Weekly Summary – 14 day lookback for positive tests collected September 21st – October 4th.**

Over the last rolling 14 day period, 32 people tested positive for COVID-19 in the community.

Highlights:

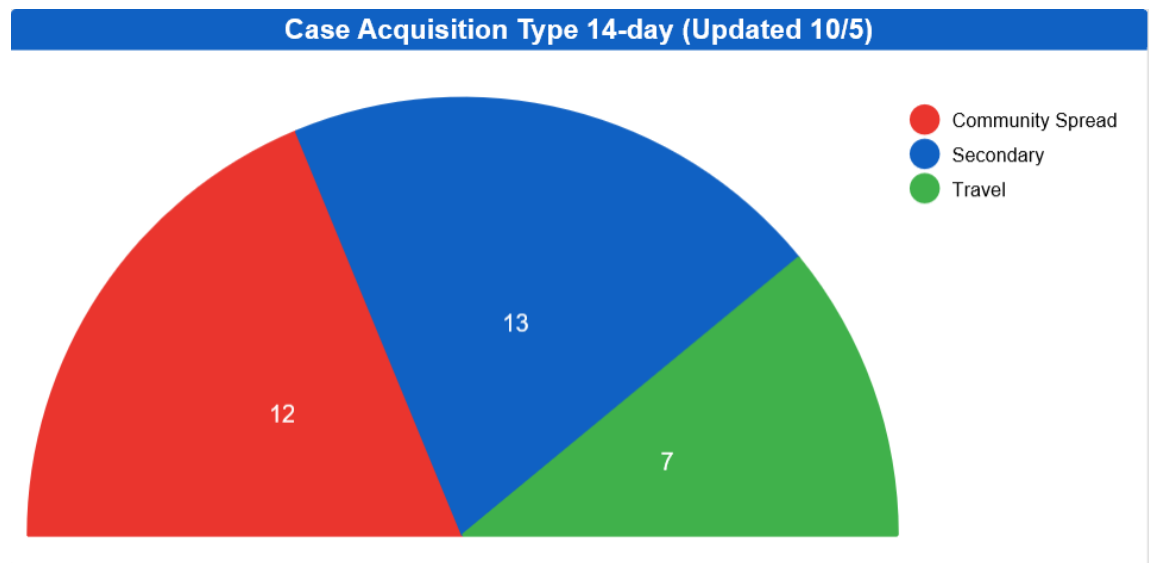
No new clusters were identified. There were no new cases associated with the large social gathering/bar cluster during this time period. As a result, the cluster is considered concluded.

37.5% of the cases were designated as community spread. 40.5% of the cases were designated as Secondary Infection, and 22% of the cases were associated with Travel.

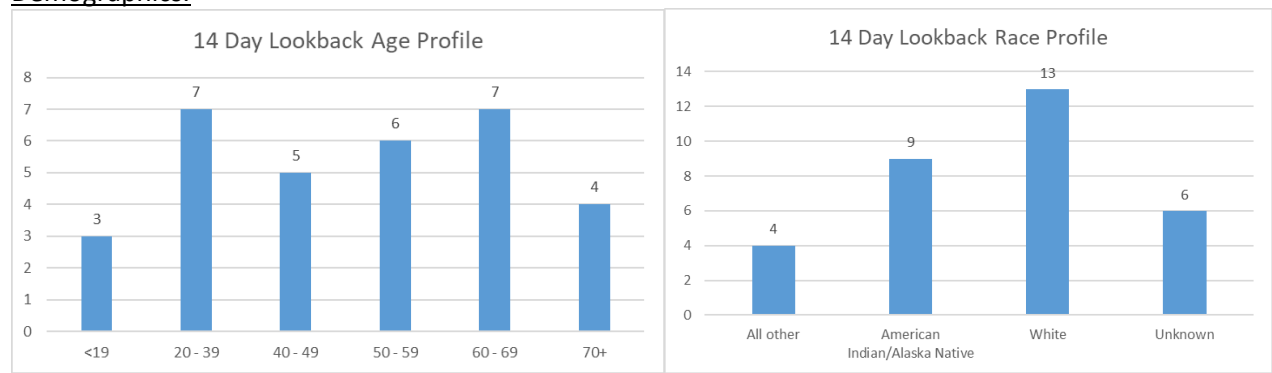
The average number of persons under investigation is 1.86. 100% of the cases were contacted within 24 hours of a positive test being returned.

Disease Acquisition:

Of the 32 positive cases during the last 14 day period, 13 were identified as secondary transmission, 12 were identified as community spread, and 7 were identified as travel related.



**Demographics:**



**Issues of Note:**

There is one positive case in the homeless population that is still under investigation as to source. The person has been placed in respite care and is appropriately isolating.

Overall case positivity in Fairbanks and Anchorage is quite high. Fairbanks is reporting a rolling 7 day average of 31.42 cases and Anchorage is back up to a seven day average of 24.55 cases. Due to the high number of cases, contact tracing is somewhat constrained in other communities. Local DPH resources are not constrained.

**Daily Numbers Report:**

We are reporting 5 new cases today.

COVID-19 In Juneau				
	Active	Recovered	Deceased	Cumulative
Resident	24	281	2	307
Non Resident	2	99	0	101
<b>Total</b>	<b>26</b>	<b>380</b>	<b>2</b>	<b>408</b>

Note: CBJ EOC data may differ from the data reported on the State of Alaska dashboard due to lags in data entry on the state level.

Disease Transmission/Contact Tracing:

There are 4 new resident and 1 new nonresident case reported for Juneau today. The cases are attributed as 2 secondary, 1 travel related, and 1 under investigation. The nonresident cases is associated with the mining industry.

The state dashboard is showing a lower number of resident cases and nonresident cases than what is reported on the CBJ dashboard. In addition, our recovered numbers continue to be larger than what is being reported by the state. This is due to the timing of reporting. CBJ numbers are more accurate.

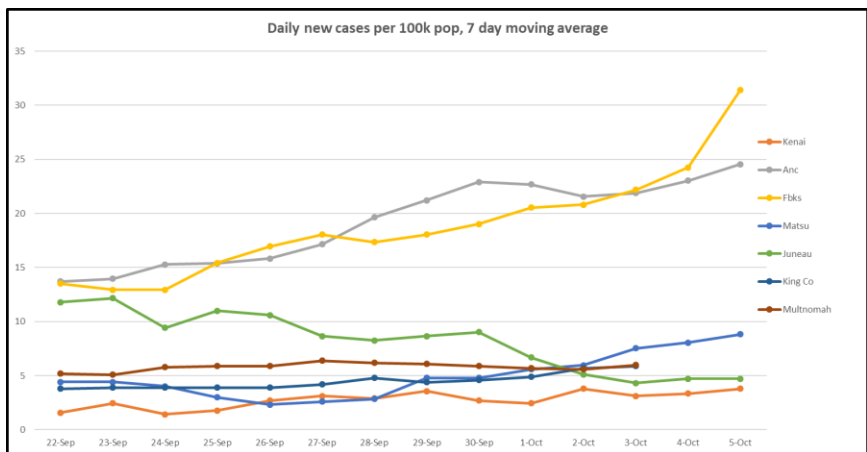
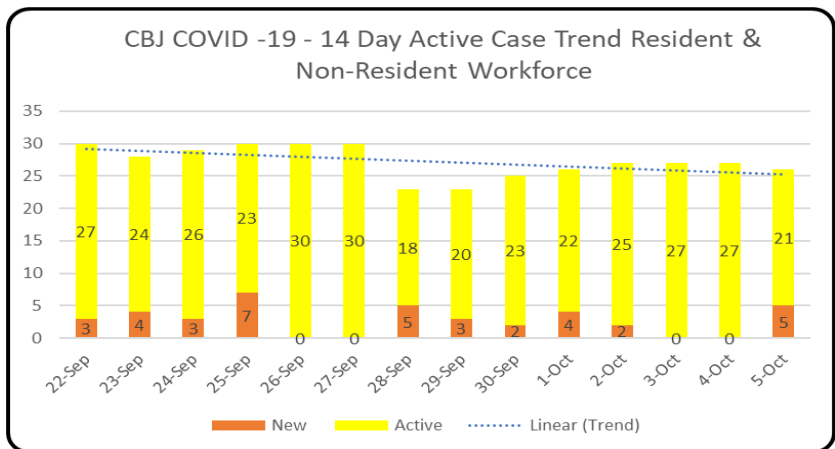
The State of Alaska is reporting 197 new cases today bringing the statewide cumulative case count to 9,587.

Testing:

10/02/20: 108 test results were received with collection dates between 9/28/2020 – 9/30/2020. This represents a 2 – 4 day turnaround time. The majority of tests were returned at 3 days.

10/03/20: 184 test results were received with collection dates between 9/27/2020 – 10/01/2020. This represents a 2 – 6 day turnaround time. 171 of tests were returned at 2- 3 days.

10/04/20: 24 test results were received with collection dates between 9/29/2020 – 10/01/2020. This represents a 3 - 5 day turnaround time. All but one test were returned at the 3 day mark.



This chart tracks the number of new cases in the past 7 days, controlled for population. King County (Seattle) and Multnomah County (Portland) are included for context and due to travel frequency. The source data for Alaska is from the SOA dashboard. Out of state data is from the Harvard Global Health Institute (<https://globalepidemics.org/key-metrics-for-covid-suppression/>) and generally lags a day behind most of our other reporting. Policy recommendations at varying levels (<1, <10, <25, 25+) can be found on their website