



City and Borough of Juneau  
City & Borough Manager's Office  
155 South Seward Street  
Juneau, Alaska 99801  
Telephone: 586-5240 | Facsimile: 586-5385

---

DATE: August 7, 2020  
TO: CBJ Assembly  
FROM: Mila Cosgrove, Incident Commander  
RE: City & Borough of Juneau COVID-19 Response – Emergency Operations Center Update

---

**Situational Update – Incident Level 2 - Operational Period 19 (8/6/2020 - 8/20/2020).**

Disease Transmission/Contact Tracing:

The state is reporting 53 new statewide resident cases and 14 new statewide non-resident cases. Within these numbers, 3 resident and 0 non-resident cases are attributed to Juneau.

The CBJ EOC numbers differ from the state dashboard due to a more timely reporting. Locally, we are reporting 5 resident and 0 nonresident cases. There are a total of 21 active cases in the community. The new cases are a combination of travel and secondary infection. There are some cases still under investigation, though we expect some community transmission in the mix.

The EOC is seeing minor data discrepancies on the State dashboard. We are attributing these to dashboard conversion. It is not information that substantively changes the picture of disease management or acquisition in our community.

UnCruise: There are 5 close contacts associated with the positive case from the UnCruise vessel. All guests have been taken to a hotel where they are quarantining. Meals will be delivered to guests and security has been engaged to assure compliance.

Testing:

Staff and collection supplies have had episodic interruptions, but test results continue to come in generally in the 3 – 6 day range. 314 test results were received yesterday which were collected between August 1<sup>st</sup> and August 4<sup>th</sup>, 2 – 5 days after collection. 172 tests were from August 3<sup>rd</sup>, 111 were from August 4<sup>th</sup>. The remaining 31 are spread over the remainder of the time period.

Hospital Response:

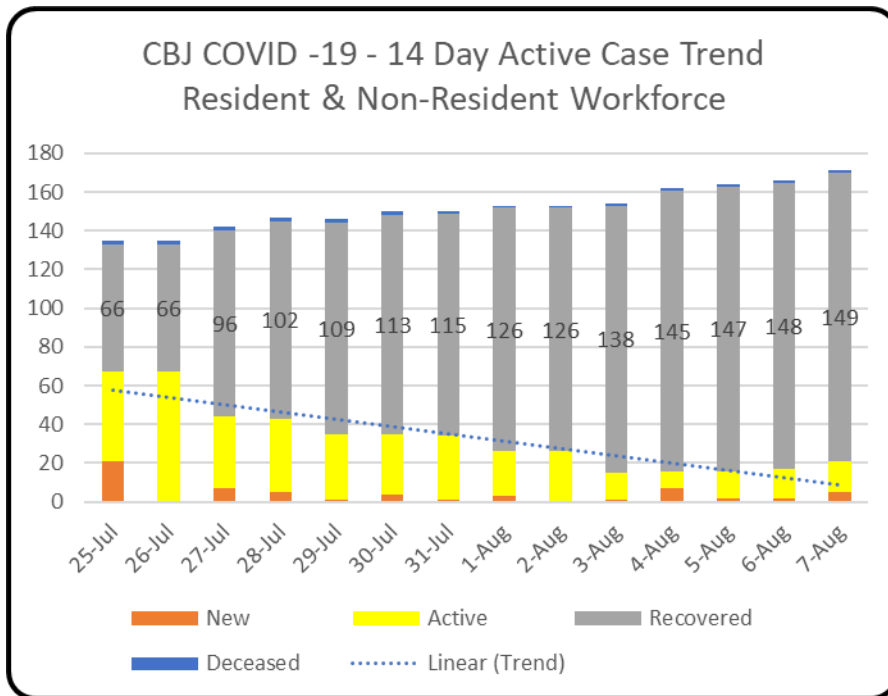
BRH reports adequate supply of PPE and no concerns related to workforce availability.

Issues of Note:

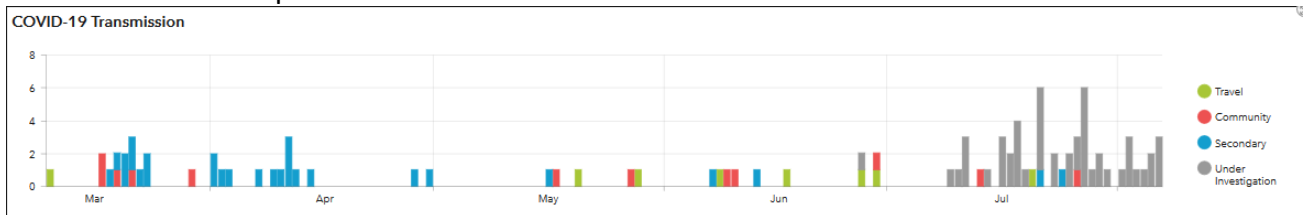
- The EOC continues to work on the risk matrix and community mitigation measures.
- Cloth face coverings were distributed in the community.
- We are working with the Airport Testing center to implement new operational procedures associated with the changes to HM10.

Numbers changed from yesterday are highlighted.

Category	Juneau		Statewide
Total Confirmed resident cases	101	(+5)	3,536 (+53)
Recovered/Active resident	85	15	1,062 (+18)
Total Confirmed nonresident cases	70	(-)	752 (+14)
Recovered/Active nonresident cases	64	6	
DPH PUIs	130		
Cumulative Tests & % of resident population tested	8,068 (+186)	25%	268,851 (+7,279)
Average # of resident tests per day over the last 14 days	108.79	Up	
Total positive tests over the last 14 days	55	Down	
Average test turnaround time for CBJ testing operations/range	3 days	2-5 days	
Hospitalized COVID + and PUI (current)	1	1	32 (-2)
Resident Fatalities	1		25 (-)

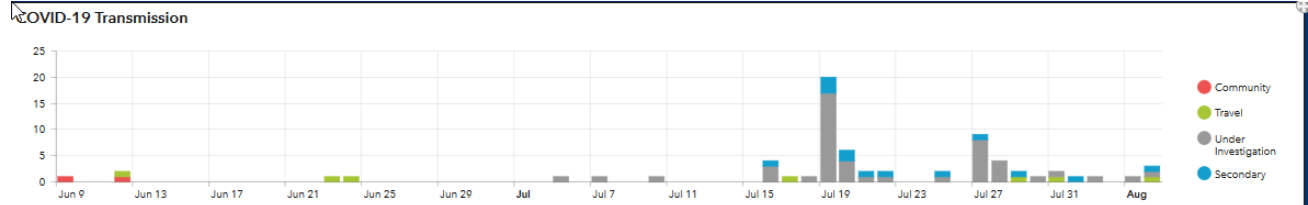


### Resident Disease Acquisition

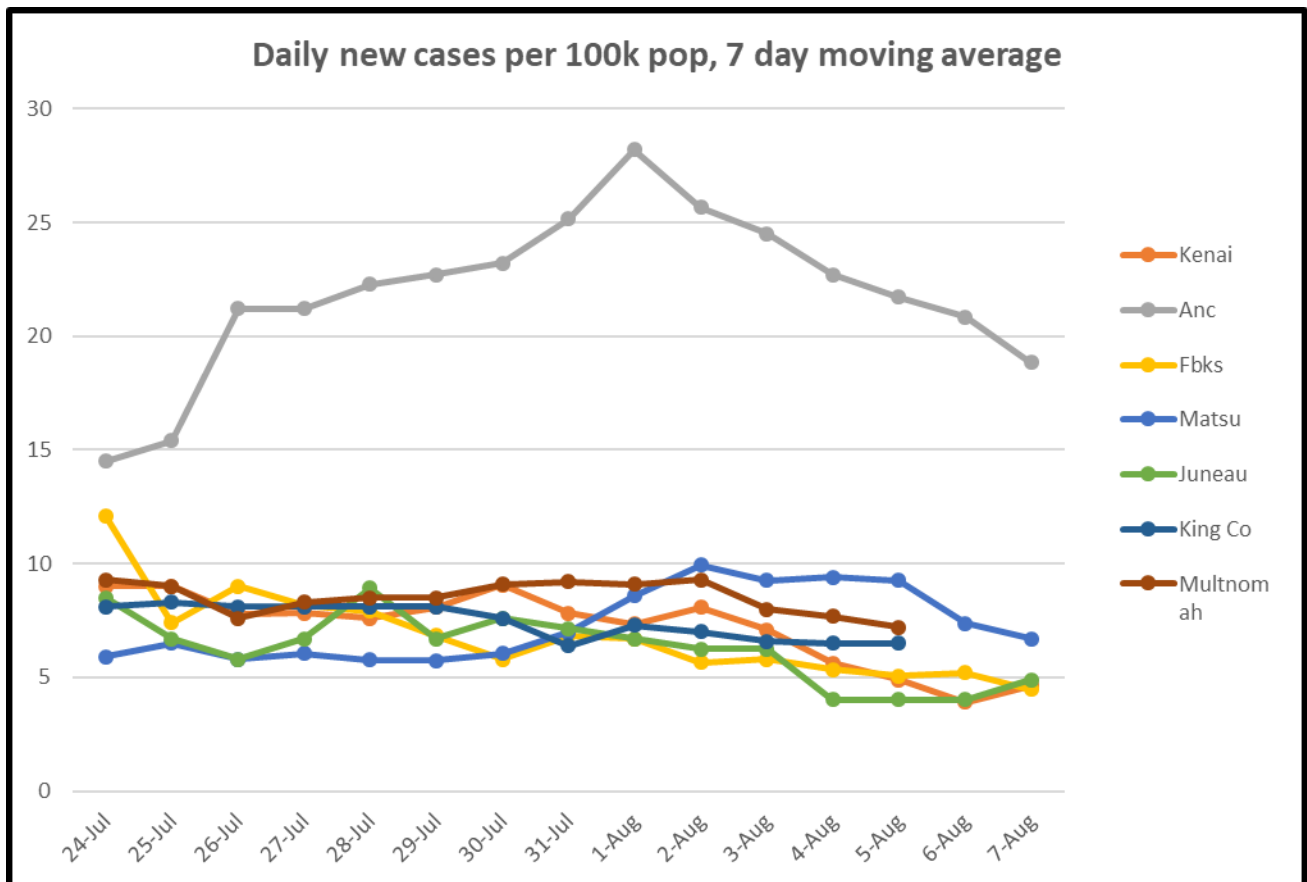


Positive cases are back dated by the Division of Public Health during their contact tracing phase to the day of onset of COVID-19 symptoms. CBJ & DHSS Dashboards can be found at: [www.Juneau.org/COVID-19](http://www.Juneau.org/COVID-19).

### Non Resident Disease Acquisition



Positive cases are back dated by the Division of Public Health during their contact tracing phase to the day of onset of COVID-19 symptoms. CBJ & DHSS Dashboards can be found at: [www.Juneau.org/COVID-19](http://www.Juneau.org/COVID-19).



This chart tracks the number of new cases in the past 7 days, controlled for population. Other than Alaskan boroughs, King County (Seattle) and Multnomah County (Portland) are included for context and due to travel frequency.

The source data for Alaska is from the SOA dashboard. Out of state data is from the Harvard Global Health Institute (<https://globalepidemics.org/key-metrics-for-covid-suppression/>) and is generally lags a day behind most of our other reporting. Policy recommendations at varying levels (<1, <10, <25, 25+) can be found on their website.

**Friday Focus: Finances**

<b>COVID-19 City Cost</b>		
<b>Type</b>		<b>Amount</b>
<b>CARES Eligible SALARIES</b>	<b>\$</b>	<b>7,472,396</b>
<b>Police &amp; Fire Personnel</b>	\$	6,332,768
<b>Substantially Dedicated Staff</b>	\$	817,461
<b>Emergency New Hires</b>	\$	121,959
<b>Medical/Family Leave (COVID)</b>	\$	200,208
<b>OTHER DIVERTED SALARIES</b>	\$	<b>1,154,248</b>
<b>CARES COMMODITIES &amp; SERVICES</b>	\$	<b>2,003,680</b>
<b>CARES ASSEMBLY GRANTS</b>	\$	<b>17,789,000</b>
<b>ASSEMBLY LOAN</b>	\$	<b>3,000,000</b>
<b>TOTAL CARES ELIGIBLE COVID-19 COST</b>	<b>\$</b>	<b>27,265,076</b>
<b>ALL COVID-19 COST</b>	<b>\$</b>	<b>31,419,325</b>