



City and Borough of Juneau  
 City & Borough Manager's Office  
 155 South Seward Street  
 Juneau, Alaska 99801  
 Telephone: 586-5240 | Facsimile: 586-5385

DATE: July 28, 2020  
 TO: CBJ Assembly  
 FROM: Mila Cosgrove, Incident Commander  
 RE: City & Borough of Juneau COVID-19 Response – Emergency Operations Center Update

**Situational Update – Incident Level 2 - Operational Period 18 (7/23/2020 – 8/6/2020).**

Disease Transmission/Contact Tracing:

The state is reporting 110 new statewide resident cases and 37 new statewide non-resident cases. Within these numbers, 6 resident and 3 non-resident cases are attributed to Juneau. The EOC numbers in the table below differ from those in the state dashboard due to conversations with DPH.

Contact tracing continues to be strained statewide. They are working on hiring and onboard new staff.

Testing:

Staff and collection supplies are unconstrained. The majority of the tests results returned during yesterday's operation period were from July 23<sup>rd</sup> (77 out of 82 processed).

Hospital Response:

BRH reports adequate supply of PPE and no concerns related to workforce availability.

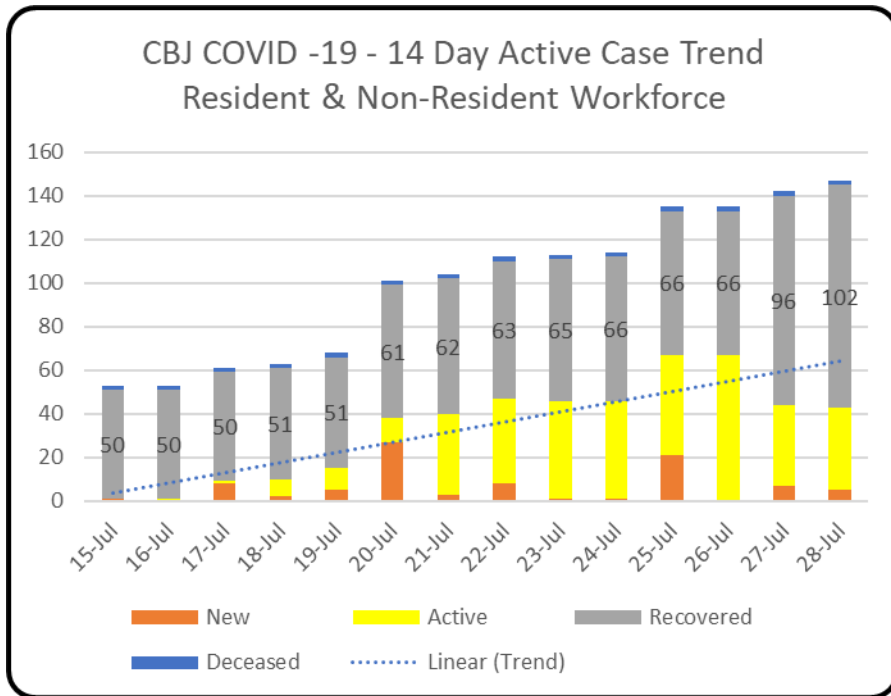
Issues of Note:

The EOC continues to monitor the AGS situation as well as test turnaround times. We are closely monitoring the increase of cases not associated with AGS and working with DPH to identify any trends that might exist. We are also coordinating with JSD as they work through their Smart Start 2020 plans.

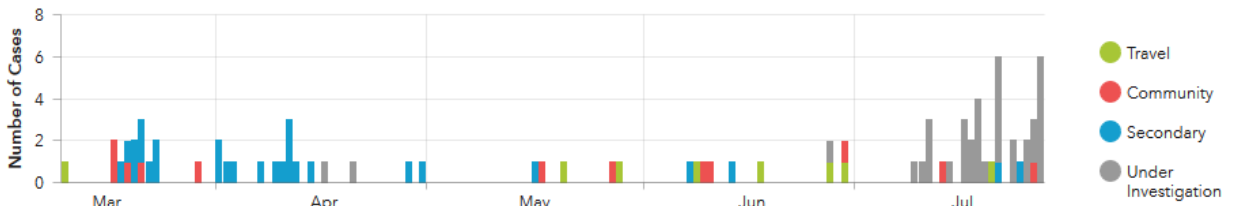
Numbers changed from yesterday are highlighted. DPH has not updated PUI number.

Category	Juneau		Statewide
Total Confirmed resident cases	84	(+2)	2,729 (+110)
Recovered/Active resident	69	13	836 (+19)
Total Confirmed nonresident cases	63	(+3)	621 (+37)
Recovered/Active nonresident cases	33	30	
DPH PUIs	49		
Cumulative Tests & % of resident population tested	6,874 (+207)	21%	213,875 (+6,611)
Average # of resident tests per day over the last 14 days	97.71	Up	
Total positive tests over the last 14 days	86	Up	
Average test turnaround time for CBJ testing operations/range	5 days	5 - 7 days	
Hospitalized COVID + and PUI (current)	1	1	36 (+1)

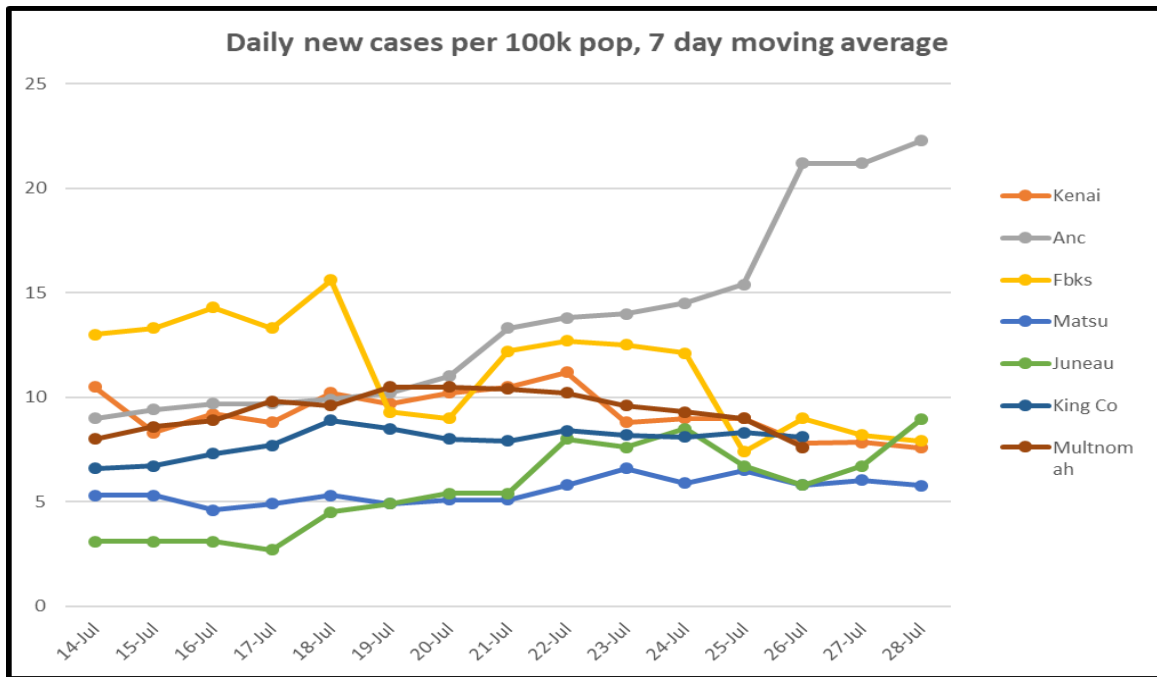
Ventilated Patients	0	
Resident Fatalities	2	22 (+1)



#### Acquisition of COVID-19



Positive cases are back dated by the Division of Public Health during their contact tracing phase to the day of onset of COVID-19 symptoms. This graph includes resident cases only. CBJ & DHSS Dashboards can be found at: [www.Juneau.org/COVID-19](http://www.Juneau.org/COVID-19).



This chart tracks the number of new cases in the past 7 days, controlled for population. Other than Alaskan boroughs, King County (Seattle) and Multnomah County (Portland) are included for context and due to travel frequency.

The source data is from the Harvard Global Health Institute (<https://globalepidemics.org/key-metrics-for-covid-suppression/>) and is generally lags a day behind most of our other reporting. Policy recommendations at varying levels (<1, <10, <25, 25+) can be found on their website.