



City and Borough of Juneau  
 City & Borough Manager's Office  
 155 South Seward Street  
 Juneau, Alaska 99801  
 Telephone: 586-5240 | Facsimile: 586-5385

DATE: July 19, 2020  
 TO: CBJ Assembly  
 FROM: Robert Barr, Planning Section Chief  
 RE: City & Borough of Juneau COVID-19 Response – Emergency Operations Center Update

**Situational Update – Incident Level 2 - Operational Period 17 (7/9/2020 – 7/23/2020).**

Disease Transmission/Contact Tracing:

There are 82 new statewide resident cases being reported today and 37 new statewide non-resident cases. Within these numbers, 4 residents and 1 non-resident are attributed to Juneau.

In addition, there are 26 new cases associated with the cluster of 9 reported earlier this week at Alaska Glacier Seafoods. All of these individuals are isolating. We are working closely with AGS and the Division of Public Health to provide assistance and support as needed. These new cases are not yet included in the data below as we work to identify which specific cases have been reported versus those yet to be reported by the state.

Contact tracing continues to be strained statewide. Our local division of public health staff are working actively to investigate these new cases.

Testing:

Staff and collection supplies are unconstrained. The Anchorage lab continues to operate at half capacity and we expect turnaround times to increase in the coming days. Currently, we are seeing – on average – 4 day turnarounds.

Hospital Response:

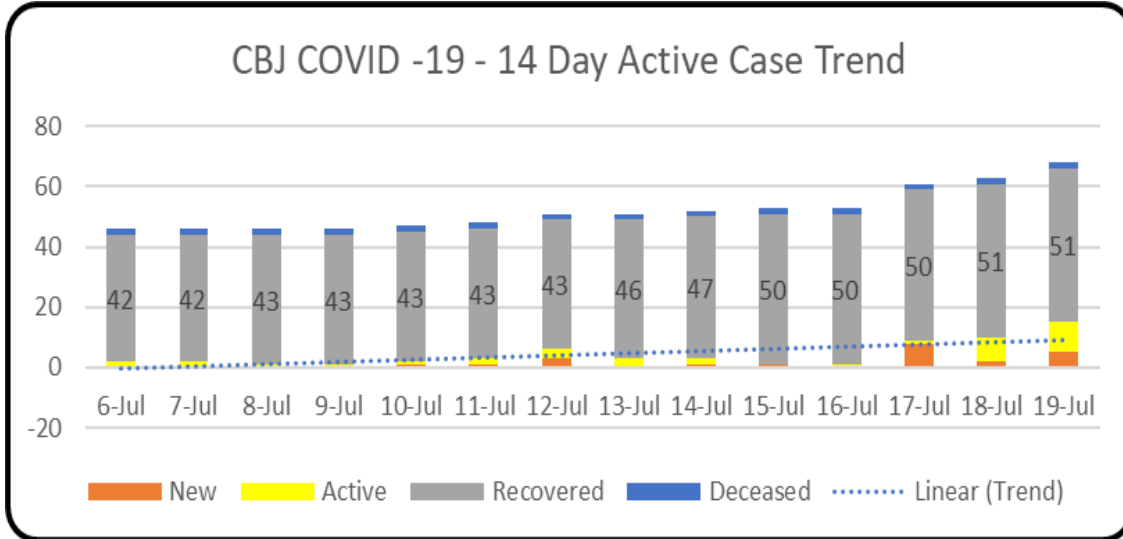
BRH reports adequate supply of PPE and no concerns related to workforce availability.

Issues of Note:

Numbers changed from yesterday are highlighted. The DPH PUI # is not updated over the weekend.

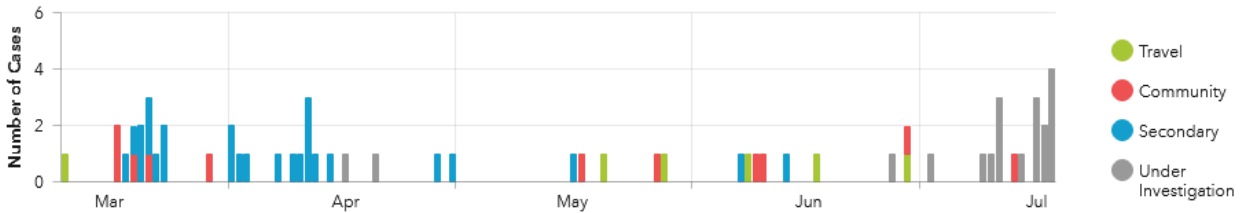
Category	Juneau		Statewide
Total Confirmed resident cases	62		1,874 (82+)
Recovered/Active resident	50	10	712 (4+)
Cumulative Tests & % of population tested	6,099	19%	173,010 (4,647+)
Average # of tests per day over the last 14 days	107.5	Up	
Positive tests over the last 14 days (# and % of positive)	22	1.46%	
DPH PUIs	38		
Nonresident (Total positive/recovered or no longer in Juneau)	12	7	403 (37+)

Hospitalized COVID + and PUI (current)	1		27 (1+)
Ventilated Patients	0		
Fatalities	2		18

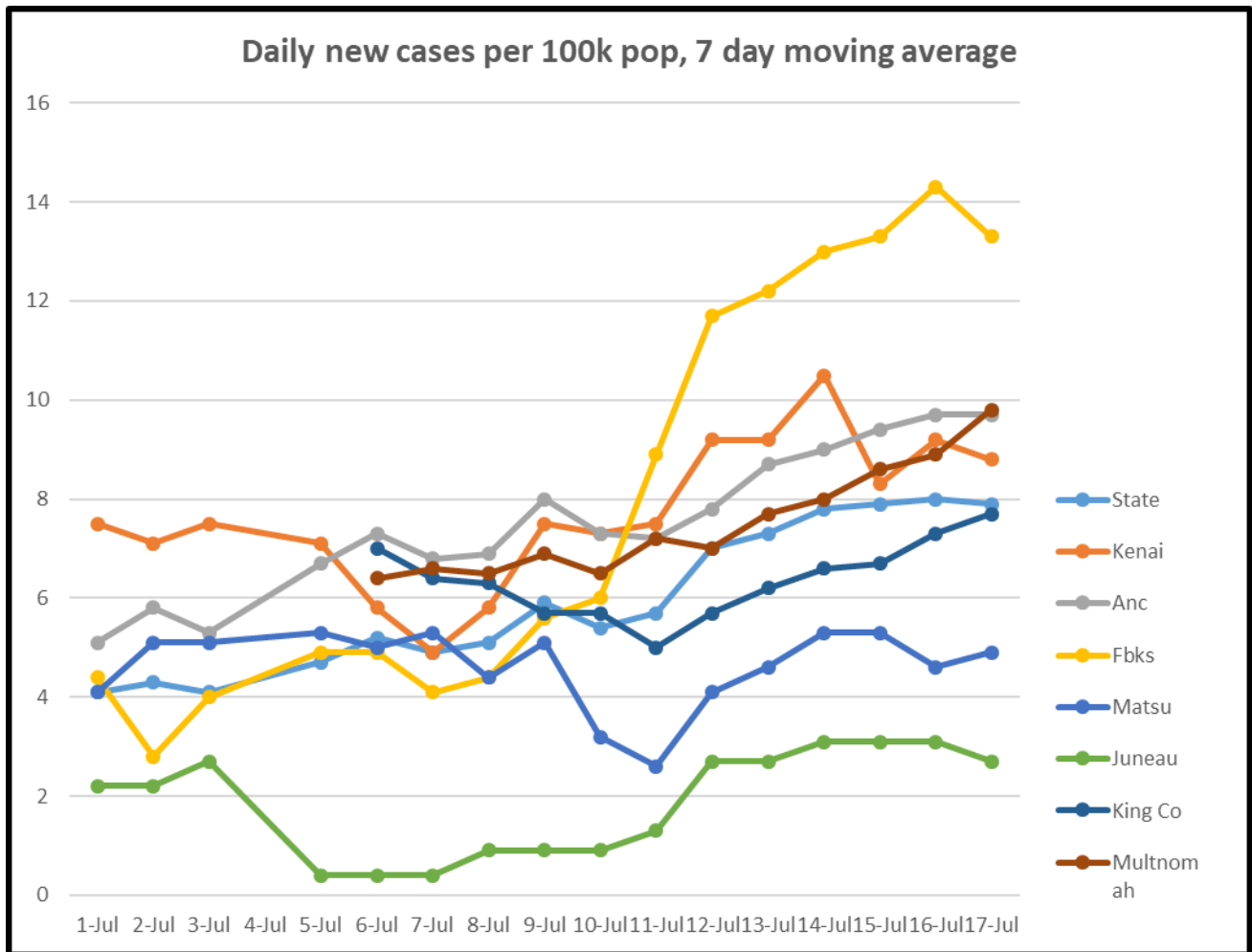


Note: Recent AGS cases not yet included

**Acquisition of COVID-19**



Positive cases are back dated by the Division of Public Health during their contact tracing phase to the day of onset of COVID-19 symptoms. This graph includes resident cases only. CBJ & DHSS Dashboards which can be found at: [www.Juneau.org/COVID-19](http://www.Juneau.org/COVID-19).



This chart tracks the number of new cases in the past 7 days, controlled for population. Other than Alaskan boroughs, King County (Seattle) and Multnomah County (Portland) are included for context and due to travel frequency.

The source data is from the Harvard Global Health Institute (<https://globalepidemics.org/key-metrics-for-covid-suppression/>) and is generally lags a day behind most of our other reporting. Policy recommendations at varying levels (<1, <10, <25, 25+) can be found on their website.