


ANALYTICAL REPORT

Job Number: 580-5372-1

Job Description: Old Douglas Harbor

For:
PND Engineers, Inc.
1506 West 36th Ave.
Anchorage, AK 99503

Attention: Ms. Jennifer Lundberg



Katie Downie
Project Manager II
kdownie@stl-inc.com
05/07/2007

Project Manager: Katie Downie

STL Seattle is a part of Severn Trent Laboratories, Inc.

This report is issued solely for the use of the person or company to whom it is addressed. Any use, copying or disclosure other than by the intended recipient is unauthorized. If you have received this report in error, please notify the sender immediately at 253-922-2310 and destroy this report immediately.

Case Narrative for job: 580-5372

Client: PND Engineers
Date: 05/07/2007

VOLATILE ORGANICS

Samples 580-5372-1 through 580-5372-4 were analyzed for volatile organics in accordance with EPA SW-846 Method 8260B. The samples were prepared and analyzed on 03/27/2007, which was within the method required holding times.

The recoveries of trifluorotoluene (field surrogate) was below the control limits for each of the field samples (580-5372-1 through 580-5373-4), although the recoveries in the QC samples were acceptable. The field samples had more weight than recommended (greater than 50.0 grams to the initial 25 ml of methanol). This can lead to problems in mixing the samples and could be the source of the low recoveries. Recoveries of the other surrogates were acceptable in the field samples.

No other difficulties were encountered during the volatile organics analyses.

All other quality control parameters were within the acceptance limits.

SEMIVOLATILE ORGANICS

Sample 580-5372-3 was analyzed for semivolatile organics in accordance with EPA SW-846 Method 8270C. The sample was prepared on 04/04/2007 and analyzed on 04/05/2007, which was within the method required holding time.

Sample 580-5372-3 required dilution prior to analysis.

Diethylphthalate, bis(2-ethylhexyl)phthalate and di-n-butylphthalate were detected in method blank MB 580-17263/1-AA at levels that were above the method detection limit but below the reporting limit. The values are estimates, and have been flagged "J". The associated sample results have been flagged "B".

Bis(2-ethylhexyl)phthalate had a recovery of 151% in the laboratory control sample, which failed the LCS recovery criteria of 64 - 144%. No corrective action was taken, as the recovery of this compound in the LCS duplicate was acceptable, as were the recoveries of the other analytes in both LCS and LCSD.

The recovery of 2-fluorobiphenyl failed the control limits for sample 580-5372-3. No corrective action was taken, as the recoveries of the other five surrogates were acceptable.

No other difficulties were encountered during the semivolatile organics analysis.

All other quality control parameters were within the acceptance limits.

ORGANOTINS

Sample 580-5372-3 was analyzed for organotins in accordance with the Krone method. The sample was prepared and analyzed on 04/06/2007, which was within the method required holding times.

No difficulties were encountered during the organotins analysis.

All quality control parameters were within the acceptance limits.

Case Narrative for job: 580-5372

Client: PND Engineers

Date: 05/07/2007

GASOLINE RANGE ORGANICS

Samples 580-5372-1 through 580-5372-4 were analyzed for gasoline range organics in accordance with State of Alaska Method AK101. The samples were prepared and analyzed on 03/27/2007, which was within the method required holding times.

Gasoline Range Organics (GRO)-C6-C10 was detected in method blank MB 580-17017/1-AA at a level that was above the method detection limit but below the reporting limit. The value is an estimate, and has been flagged "J". The associated sample results have been flagged "B".

The recoveries of trifluorotoluene (field surrogate) was below the control limits for each of the field samples (580-5372-1 through 580-5372-4), although the recoveries in the QC samples were acceptable. The field samples had more weight than recommended (greater than 50.0 grams to the initial 25 ml of methanol). This can lead to problems in mixing the samples and could be the source of the low recoveries. Recoveries of the other surrogates were acceptable in the field samples.

No other difficulties were encountered during the GRO analyses.

All other quality control parameters were within the acceptance limits.

DIESEL AND RESIDUAL RANGE ORGANICS

Sample 580-5372-3 was analyzed for diesel and residual range organics in accordance with State of Alaska Method AK102 and AK103. The sample was prepared and analyzed on 04/04/2007, which was within the method required holding times.

No difficulties were encountered during the DRO and RRO analysis.

All quality control parameters were within the acceptance limits.

CHLORINATED PESTICIDES

Sample 580-5372-3 was analyzed for chlorinated pesticides in accordance with EPA SW-846 Method 8081A. The sample was prepared and analyzed on 04/03/2007, which was within the method required holding times.

The recovery of the surrogate tetrachloro-m-xylene failed the control criteria for sample 580-5372-3. No corrective action was taken, as the recovery of the second surrogate was acceptable.

No other difficulties were encountered during the chlorinated pesticides analysis.

All other quality control parameters were within the acceptance limits.

POLYCHLORINATED BIPHENYLS (PCB'S)

Sample 580-5372-3 was analyzed for polychlorinated biphenyls (PCB's) in accordance with EPA SW-846 Method 8082. The sample was prepared on 04/03/2007 and analyzed on 04/04/2007, which was within the method required holding time.

No difficulties were encountered during the PCB analysis.

All quality control parameters were within the acceptance limits.

Case Narrative for job: 580-5372

Client: PND Engineers

Date: 05/07/2007

TOTAL METALS

Sample 580-5372-3 was analyzed for total metals in accordance with EPA SW-846 method 6010B. The sample was prepared on 04/05/2007 and analyzed on 04/06/2007, which was within the method required holding time.

Copper, lead and zinc were detected in method blank MB 580-17358/19-AA at levels that were above the method detection limit but below the reporting limit. The values are estimates, and have been flagged "J". The associated sample results have been flagged "B".

The concentration of copper in sample 580-5372-3 was more than four times the amount of the matrix spike added, and the normal control limits do not apply.

The relative percent difference between sample 580-5372-3 and its duplicate failed the control limits, indicating that the concentration of this element may not be uniform throughout the sample matrix.

No other difficulties were encountered during the total metals analysis.

All other quality control parameters were within the acceptance limits.

MERCURY

Sample 580-5372-3 was analyzed for mercury in accordance with EPA SW-846 Method 7471A. The sample was prepared and analyzed on 04/03/2007, which was within the method required holding times.

The concentration of mercury in sample 580-5372-3 was more than four times the amount of the matrix spike added, and the normal control limits do not apply.

No difficulties were encountered during the mercury analysis.

All quality control parameters were within the acceptance limits.

TOTAL VOLATILE SOLIDS

Samples 580-5372-1 through 580-5372-4 were analyzed for total volatile solids in accordance with EPA Method 160.4. The samples were analyzed on 03/26/2007, which was within the required method holding time. No difficulties were encountered during the TVS analyses. All quality control parameters were within the acceptance limits.

PERCENT SOLIDS

Samples 580-5372-1 through 580-5372-4 were analyzed for percent solids in accordance with EPA Method 160.3 Modified. The samples were analyzed on 03/30/2007, which was within the required method holding time. No difficulties were encountered during the percent solids analyses. All quality control parameters were within the acceptance limits.

METHOD SUMMARY

Client: PND Engineers, Inc.

Job Number: 580-5372-1

Description	Lab Location	Method	Preparation Method
Matrix: Solid			
Volatile Organic Compounds by GC/MS	STL SEA	SW846 8260B	
Closed System Purge & Trap/Field Methanol	STL SEA		SW846 5035
Semivolatile Compounds by Gas Chromatography/Mass Spectrometry (GC/MS)	STL SEA	SW846 8270C	
Ultrasonic Extraction (Low Level)	STL SEA		SW846 3550B
Organotins by GC/MS (PSEP) Protocol	STL SEA	Organotins	
Organotins by GC/MS (PSEP) Protocol, Prep	STL SEA		WRC Organotin
Porewater Centrifugation Prep	STL SEA		Porewater Prep
Gasoline Range Organics	STL SEA	ADEC AK101	
Closed System Purge & Trap/Field Methanol	STL SEA		SW846 5035
Organochlorine Pesticides by Gas Chromatography	STL SEA	SW846 8081A	
Ultrasonic Extraction (Low Level)	STL SEA		SW846 3550B
Polychlorinated Biphenyls (PCBs) by Gas Chromatography	STL SEA	SW846 8082	
Ultrasonic Extraction (Low Level)	STL SEA		SW846 3550B
Nonhalogenated Organics by FID (Diesel Range Organics & Residual Range Organics)	STL SEA	ADEC AK102 & 103	
Ultrasonic Extraction (Low Level)	STL SEA		SW846 3550B
Inductively Coupled Plasma - Atomic Emission Spectrometry	STL SEA	SW846 6010B	
Acid Digestion of Sediments, Sludges, and Soils	STL SEA		SW846 3050B
Mercury in Solid or Semisolid Waste (Manual Cold Vapor Technique)	STL SEA	SW846 7471A	
Mercury in Solid or Semi-Solid Waste (Manual	STL SEA		SW846 7471A
Residue, Volatile, Gravimetric, Ignition at 550°C (TVS)	STL SEA	MCAWW 160.4	
Percent Moisture	STL SEA	EPA PercentMoisture	

LAB REFERENCES:

STL SEA = STL Seattle

METHOD SUMMARY

Client: PND Engineers, Inc.

Job Number: 580-5372-1

METHOD REFERENCES:

EPA - US Environmental Protection Agency

MCAWW - "Methods For Chemical Analysis Of Water And Wastes", EPA-600/4-79-020, March 1983 And Subsequent Revisions.

SW846 - "Test Methods For Evaluating Solid Waste, Physical/Chemical Methods", Third Edition, November 1986 And Its Updates.

SAMPLE SUMMARY

Client: PND Engineers, Inc.

Job Number: 580-5372-1

Lab Sample ID	Client Sample ID	Client Matrix	Date/Time Sampled	Date/Time Received
580-5372-1	PND07-10	Solid	03/21/2007 1003	03/22/2007 1316
580-5372-2	PND07-9	Solid	03/21/2007 1037	03/22/2007 1316
580-5372-3	PND07-11	Solid	03/21/2007 1026	03/22/2007 1316
580-5372-4	PND07-8	Solid	03/21/2007 1109	03/22/2007 1316

Analytical Data

Client: PND Engineers, Inc.

Job Number: 580-5372-1

Client Sample ID: PND07-10

Lab Sample ID: 580-5372-1

Date Sampled: 03/21/2007 1003

Client Matrix: Solid

% Moisture: 21.5

Date Received: 03/22/2007 1316

8260B Volatile Organic Compounds by GC/MS

Method: 8260B

Analysis Batch: 580-17116

Instrument ID: SEA041

Preparation: 5035-Medium

Prep Batch: 580-17017

Lab File ID: ar0005951.D

Dilution: 1.0

Initial Weight/Volume: 79.62 g

Date Analyzed: 03/27/2007 1959

Final Weight/Volume: 1000 mL

Date Prepared: 03/27/2007 0743

Analyte	DryWt Corrected: Y	Result (ug/Kg)	Qualifier	MDL	RL
Benzene		ND		1.1	3.2
Toluene		ND		3.0	16
Ethylbenzene		ND		2.9	16
m-Xylene & p-Xylene		ND		6.0	16
o-Xylene		ND		2.9	16
Surrogate		%Rec		Acceptance Limits	
Fluorobenzene (Surr)		100		75 - 125	
Toluene-d8 (Surr)		104		75 - 125	
Ethylbenzene-d10		103		75 - 125	
4-Bromofluorobenzene (Surr)		108		75 - 125	
Trifluorotoluene (Surr)		53	X	75 - 125	

Analytical Data

Client: PND Engineers, Inc.

Job Number: 580-5372-1

Client Sample ID: PND07-9

Lab Sample ID: 580-5372-2

Date Sampled: 03/21/2007 1037

Client Matrix: Solid

% Moisture: 11.3

Date Received: 03/22/2007 1316

8260B Volatile Organic Compounds by GC/MS

Method: 8260B

Analysis Batch: 580-17116

Instrument ID: SEA041

Preparation: 5035-Medium

Prep Batch: 580-17017

Lab File ID: ar0005952.D

Dilution: 1.0

Initial Weight/Volume: 90.14 g

Date Analyzed: 03/27/2007 2021

Final Weight/Volume: 1000 mL

Date Prepared: 03/27/2007 0743

Analyte	DryWt Corrected: Y	Result (ug/Kg)	Qualifier	MDL	RL
Benzene		ND		0.88	2.5
Toluene		ND		2.3	13
Ethylbenzene		ND		2.3	13
m-Xylene & p-Xylene		ND		4.7	13
o-Xylene		ND		2.3	13
Surrogate		%Rec		Acceptance Limits	
Fluorobenzene (Surr)		101		75 - 125	
Toluene-d8 (Surr)		105		75 - 125	
Ethylbenzene-d10		104		75 - 125	
4-Bromofluorobenzene (Surr)		109		75 - 125	
Trifluorotoluene (Surr)		29	X	75 - 125	

Analytical Data

Client: PND Engineers, Inc.

Job Number: 580-5372-1

Client Sample ID: PND07-11

Lab Sample ID: 580-5372-3

Date Sampled: 03/21/2007 1026

Client Matrix: Solid

% Moisture: 40.1

Date Received: 03/22/2007 1316

8260B Volatile Organic Compounds by GC/MS

Method: 8260B

Analysis Batch: 580-17116

Instrument ID: SEA041

Preparation: 5035-Medium

Prep Batch: 580-17017

Lab File ID: ar0005953.D

Dilution: 1.0

Initial Weight/Volume: 57.47 g

Date Analyzed: 03/27/2007 2043

Final Weight/Volume: 1000 mL

Date Prepared: 03/27/2007 0743

Analyte	DryWt Corrected: Y	Result (ug/Kg)	Qualifier	MDL	RL
Benzene		ND		2.0	5.8
Toluene		ND		5.4	29
Ethylbenzene		ND		5.2	29
m-Xylene & p-Xylene		ND		11	29
o-Xylene		ND		5.2	29
Surrogate		%Rec		Acceptance Limits	
Fluorobenzene (Surr)		101		75 - 125	
Toluene-d8 (Surr)		101		75 - 125	
Ethylbenzene-d10		104		75 - 125	
4-Bromofluorobenzene (Surr)		109		75 - 125	
Trifluorotoluene (Surr)		29	X	75 - 125	

Analytical Data

Client: PND Engineers, Inc.

Job Number: 580-5372-1

Client Sample ID: PND07-8

Lab Sample ID: 580-5372-4

Date Sampled: 03/21/2007 1109

Client Matrix: Solid

% Moisture: 24.7

Date Received: 03/22/2007 1316

8260B Volatile Organic Compounds by GC/MS

Method: 8260B

Analysis Batch: 580-17116

Instrument ID: SEA041

Preparation: 5035-Medium

Prep Batch: 580-17017

Lab File ID: ar0005954.D

Dilution: 1.0

Initial Weight/Volume: 78.15 g

Date Analyzed: 03/27/2007 2106

Final Weight/Volume: 1000 mL

Date Prepared: 03/27/2007 0743

Analyte	DryWt Corrected: Y	Result (ug/Kg)	Qualifier	MDL	RL
Benzene		ND		1.2	3.4
Toluene		ND		3.1	17
Ethylbenzene		ND		3.1	17
m-Xylene & p-Xylene		ND		6.4	17
o-Xylene		ND		3.1	17
Surrogate		%Rec		Acceptance Limits	
Fluorobenzene (Surr)		102		75 - 125	
Toluene-d8 (Surr)		105		75 - 125	
Ethylbenzene-d10		105		75 - 125	
4-Bromofluorobenzene (Surr)		109		75 - 125	
Trifluorotoluene (Surr)		56	X	75 - 125	

Analytical Data

Client: PND Engineers, Inc.

Job Number: 580-5372-1

Client Sample ID: PND07-11

Lab Sample ID: 580-5372-3

Date Sampled: 03/21/2007 1026

Client Matrix: Solid

% Moisture: 40.1

Date Received: 03/22/2007 1316

8270C Semivolatile Compounds by Gas Chromatography/Mass Spectrometry (GC/MS)

Method: 8270C

Analysis Batch: 580-17369

Instrument ID: SEA040

Preparation: 3550B

Prep Batch: 580-17263

Lab File ID: ak008799.D

Dilution: 1.0

Initial Weight/Volume: 20.3340 g

Date Analyzed: 04/05/2007 0448

Final Weight/Volume: 2 mL

Date Prepared: 04/04/2007 0636

Injection Volume:

Analyte	DryWt Corrected: Y	Result (ug/Kg)	Qualifier	MDL	RL
1,2,4-Trichlorobenzene		ND		1.6	8.2
1,2-Dichlorobenzene		ND		2.8	8.2
1,3-Dichlorobenzene		ND		2.0	8.2
1,4-Dichlorobenzene		ND		1.2	8.2
2,4-Dimethylphenol		ND		3.1	16
2-Methylnaphthalene		25		0.51	3.3
2-Methylphenol		ND		4.6	16
3 & 4 Methylphenol		ND		8.7	33
Acenaphthene		28		0.94	3.3
Acenaphthylene		11		0.38	3.3
Anthracene		25		0.71	3.3
Benzo[a]anthracene		100		1.1	4.1
Benzo[a]pyrene		55		1.4	4.9
Benzo[g,h,i]perylene		28		1.2	4.1
Benzofluoranthene		200		1.6	6.6
Benzoic acid		ND		140	410
Benzyl alcohol		ND		4.9	16
Bis(2-ethylhexyl) phthalate		100	J * B	39	250
Butyl benzyl phthalate		ND		4.8	16
Chrysene		320		1.2	4.1
Dibenz(a,h)anthracene		5.8	J	2.0	6.6
Dibenzofuran		36		2.8	16
Diethyl phthalate		2.6	J B	1.2	16
Dimethyl phthalate		11	J	1.3	16
Di-n-butyl phthalate		12	J B	2.1	33
Di-n-octyl phthalate		ND		5.4	33
Fluorene		25		0.43	3.3
Hexachlorobenzene		ND		1.8	8.2
Hexachlorobutadiene		ND		2.1	8.2
Hexachloroethane		ND		3.4	16
Indeno[1,2,3-cd]pyrene		41		2.0	6.6
N-Nitrosodiphenylamine		ND		2.5	8.2
Pentachlorophenol		ND		5.1	16
Phenanthrene		350		0.66	3.3
Phenol		ND		4.4	16
Pyrene		680		0.44	3.3
Naphthalene		2.2	J	0.94	3.3
Surrogate		%Rec		Acceptance Limits	
2-Fluorobiphenyl		39	X	42 - 140	
2-Fluorophenol		80		36 - 145	
2,4,6-Tribromophenol		75		28 - 143	
Nitrobenzene-d5		70		38 - 141	
Phenol-d5		81		38 - 149	

Analytical Data

Client: PND Engineers, Inc.

Job Number: 580-5372-1

Client Sample ID: PND07-11

Lab Sample ID: 580-5372-3

Date Sampled: 03/21/2007 1026

Client Matrix: Solid

% Moisture: 40.1

Date Received: 03/22/2007 1316

8270C Semivolatile Compounds by Gas Chromatography/Mass Spectrometry (GC/MS)

Method: 8270C

Analysis Batch: 580-17369

Instrument ID: SEA040

Preparation: 3550B

Prep Batch: 580-17263

Lab File ID: ak008799.D

Dilution: 1.0

Initial Weight/Volume: 20.3340 g

Date Analyzed: 04/05/2007 0448

Final Weight/Volume: 2 mL

Date Prepared: 04/04/2007 0636

Injection Volume:

Surrogate	%Rec	Acceptance Limits
Terphenyl-d14	61	42 - 151

Analytical Data

Client: PND Engineers, Inc.

Job Number: 580-5372-1

Client Sample ID: PND07-11

Lab Sample ID: 580-5372-3

Date Sampled: 03/21/2007 1026

Client Matrix: Solid

% Moisture: 40.1

Date Received: 03/22/2007 1316

8270C Semivolatile Compounds by Gas Chromatography/Mass Spectrometry (GC/MS)

Method: 8270C

Analysis Batch: 580-17369

Instrument ID: SEA040

Preparation: 3550B

Prep Batch: 580-17263

Lab File ID: ak008798.D

Dilution: 10

Initial Weight/Volume: 20.3340 g

Date Analyzed: 04/05/2007 0420

Final Weight/Volume: 2 mL

Date Prepared: 04/04/2007 0636

Injection Volume:

Analyte	DryWt Corrected: Y	Result (ug/Kg)	Qualifier	MDL	RL
Fluoranthene		1100		5.1	33

Analytical Data

Client: PND Engineers, Inc.

Job Number: 580-5372-1

Client Sample ID: PND07-11

Lab Sample ID: 580-5372-3
Client Matrix: Solid

Date Sampled: 03/21/2007 1026
Date Received: 03/22/2007 1316

Organotins Organotins by GC/MS (PSEP) Protocol

Method:	Organotins	Analysis Batch: 580-17439	Instrument ID: SEA008
Preparation:	Organotin	Prep Batch: 580-17393	Lab File ID: L22788.D
Dilution:	1.0		Initial Weight/Volume: 230 mL
Date Analyzed:	04/06/2007 2307		Final Weight/Volume: 2 mL
Date Prepared:	04/06/2007 1503		Injection Volume:

Analyte	DryWt Corrected: N	Result (ug/L)	Qualifier	MDL	RL
Tributyltin		0.13		0.0015	0.0087
Surrogate		%Rec		Acceptance Limits	
Tripenyltin		95		46 - 173	

Analytical Data

Client: PND Engineers, Inc.

Job Number: 580-5372-1

Client Sample ID: PND07-10

Lab Sample ID: 580-5372-1

Date Sampled: 03/21/2007 1003

Client Matrix: Solid

% Moisture: 21.5

Date Received: 03/22/2007 1316

AK101 Gasoline Range Organics

Method: AK101

Analysis Batch: 580-17113

Instrument ID: SEA041

Preparation: 5035-Medium

Prep Batch: 580-17017

Lab File ID: gx0005951.D

Dilution: 1.0

Initial Weight/Volume: 79.62 g

Date Analyzed: 03/27/2007 1958

Final Weight/Volume: 1000 mL

Date Prepared: 03/27/2007 0743

Injection Volume:

Column ID: PRIMARY

Analyte	DryWt Corrected: Y	Result (mg/Kg)	Qualifier	MDL	RL
Gasoline Range Organics (GRO)-C6-C10		ND		0.30	1.6
Surrogate		%Rec		Acceptance Limits	
Trifluorotoluene (Surr)		48	X	60 - 120	
4-Bromofluorobenzene (Surr)		96		60 - 120	
Ethylbenzene-d10		102		60 - 120	
Fluorobenzene (Surr)		93		60 - 120	
Toluene-d8 (Surr)		107		60 - 120	

Analytical Data

Client: PND Engineers, Inc.

Job Number: 580-5372-1

Client Sample ID: PND07-9

Lab Sample ID: 580-5372-2

Date Sampled: 03/21/2007 1037

Client Matrix: Solid

% Moisture: 11.3

Date Received: 03/22/2007 1316

AK101 Gasoline Range Organics

Method: AK101

Analysis Batch: 580-17113

Instrument ID: SEA041

Preparation: 5035-Medium

Prep Batch: 580-17017

Lab File ID: gx0005952.D

Dilution: 1.0

Initial Weight/Volume: 90.14 g

Date Analyzed: 03/27/2007 2021

Final Weight/Volume: 1000 mL

Date Prepared: 03/27/2007 0743

Injection Volume:

Column ID: PRIMARY

Analyte	DryWt Corrected: Y	Result (mg/Kg)	Qualifier	MDL	RL
Gasoline Range Organics (GRO)-C6-C10		ND		0.24	1.3
Surrogate		%Rec		Acceptance Limits	
Trifluorotoluene (Surr)		26	X	60 - 120	
4-Bromofluorobenzene (Surr)		95		60 - 120	
Ethylbenzene-d10		101		60 - 120	
Fluorobenzene (Surr)		92		60 - 120	
Toluene-d8 (Surr)		106		60 - 120	

Analytical Data

Client: PND Engineers, Inc.

Job Number: 580-5372-1

Client Sample ID: PND07-11

Lab Sample ID: 580-5372-3

Date Sampled: 03/21/2007 1026

Client Matrix: Solid

% Moisture: 40.1

Date Received: 03/22/2007 1316

AK101 Gasoline Range Organics

Method: AK101

Analysis Batch: 580-17113

Instrument ID: SEA041

Preparation: 5035-Medium

Prep Batch: 580-17017

Lab File ID: gx0005953.D

Dilution: 1.0

Initial Weight/Volume: 57.47 g

Date Analyzed: 03/27/2007 2043

Final Weight/Volume: 1000 mL

Date Prepared: 03/27/2007 0743

Injection Volume:

Column ID: PRIMARY

Analyte	DryWt Corrected: Y	Result (mg/Kg)	Qualifier	MDL	RL
Gasoline Range Organics (GRO)-C6-C10		ND		0.55	2.9
Surrogate		%Rec		Acceptance Limits	
Trifluorotoluene (Surr)		26	X	60 - 120	
4-Bromofluorobenzene (Surr)		95		60 - 120	
Ethylbenzene-d10		101		60 - 120	
Fluorobenzene (Surr)		90		60 - 120	
Toluene-d8 (Surr)		100		60 - 120	

Analytical Data

Client: PND Engineers, Inc.

Job Number: 580-5372-1

Client Sample ID: PND07-8

Lab Sample ID: 580-5372-4

Date Sampled: 03/21/2007 1109

Client Matrix: Solid

% Moisture: 24.7

Date Received: 03/22/2007 1316

AK101 Gasoline Range Organics

Method: AK101

Analysis Batch: 580-17113

Instrument ID: SEA041

Preparation: 5035-Medium

Prep Batch: 580-17017

Lab File ID: gx0005954.D

Dilution: 1.0

Initial Weight/Volume: 78.15 g

Date Analyzed: 03/27/2007 2106

Final Weight/Volume: 1000 mL

Date Prepared: 03/27/2007 0743

Injection Volume:

Column ID: PRIMARY

Analyte	DryWt Corrected: Y	Result (mg/Kg)	Qualifier	MDL	RL
Gasoline Range Organics (GRO)-C6-C10		ND		0.32	1.7
Surrogate		%Rec		Acceptance Limits	
Trifluorotoluene (Surr)		49	X	60 - 120	
4-Bromofluorobenzene (Surr)		95		60 - 120	
Ethylbenzene-d10		101		60 - 120	
Fluorobenzene (Surr)		91		60 - 120	
Toluene-d8 (Surr)		103		60 - 120	

Analytical Data

Client: PND Engineers, Inc.

Job Number: 580-5372-1

Client Sample ID: PND07-11

Lab Sample ID: 580-5372-3

Date Sampled: 03/21/2007 1026

Client Matrix: Solid

% Moisture: 40.1

Date Received: 03/22/2007 1316

8081A Organochlorine Pesticides by Gas Chromatography

Method: 8081A

Analysis Batch: 580-17346

Instrument ID: SEA035

Preparation: 3550B

Prep Batch: 580-17226

Lab File ID: ECD23925.D

Dilution: 1.0

Initial Weight/Volume: 10.6762 g

Date Analyzed: 04/03/2007 2311

Final Weight/Volume: 10 mL

Date Prepared: 04/03/2007 0821

Injection Volume:

Column ID: PRIMARY

Analyte	DryWt Corrected: Y	Result (ug/Kg)	Qualifier	MDL	RL
Aldrin		0.23	J	0.17	1.6
gamma-BHC (Lindane)		0.31	J	0.18	1.6
4,4'-DDD		0.78	J	0.42	3.1
4,4'-DDE		ND		0.36	3.1
4,4'-DDT		0.80	J	0.41	3.1
Dieldrin		ND		0.35	3.1
Heptachlor		0.26	J	0.21	1.6
alpha-Chlordane		ND		0.19	1.6
Hexachlorobenzene		ND		0.28	1.6
Hexachlorobutadiene		ND		0.17	1.6
Surrogate		%Rec		Acceptance Limits	
Tetrachloro-m-xylene		39	X	49 - 123	
DCB Decachlorobiphenyl		49		40 - 158	

Analytical Data

Client: PND Engineers, Inc.

Job Number: 580-5372-1

Client Sample ID: PND07-11

Lab Sample ID: 580-5372-3

Date Sampled: 03/21/2007 1026

Client Matrix: Solid

% Moisture: 40.1

Date Received: 03/22/2007 1316

8082 Polychlorinated Biphenyls (PCBs) by Gas Chromatography

Method: 8082

Analysis Batch: 580-17286

Instrument ID: SEA034

Preparation: 3550B

Prep Batch: 580-17227

Lab File ID: PCB6996.D

Dilution: 1.0

Initial Weight/Volume: 10.5124 g

Date Analyzed: 04/04/2007 0743

Final Weight/Volume: 10 mL

Date Prepared: 04/03/2007 0827

Injection Volume:

Column ID: PRIMARY

Analyte	DryWt Corrected: Y	Result (ug/Kg)	Qualifier	MDL	RL
PCB-1016		ND		9.2	16
PCB-1221		ND		9.2	16
PCB-1232		ND		9.2	16
PCB-1242		ND		9.2	16
PCB-1248		ND		9.2	16
PCB-1254		ND		2.4	16
PCB-1260		15	J	2.4	16
Surrogate		%Rec			Acceptance Limits
Tetrachloro-m-xylene		85			45 - 155
DCB Decachlorobiphenyl		94			50 - 150

Analytical Data

Client: PND Engineers, Inc.

Job Number: 580-5372-1

Client Sample ID: PND07-11

Lab Sample ID: 580-5372-3

Date Sampled: 03/21/2007 1026

Client Matrix: Solid

% Moisture: 40.1

Date Received: 03/22/2007 1316

AK102 & 103 Nonhalogenated Organics by FID (Diesel Range Organics & Residual Range Organics)

Method: AK102 & 103

Analysis Batch: 580-17312

Instrument ID: SEA016

Preparation: 3550B

Prep Batch: 580-17271

Lab File ID: EP20985.D

Dilution: 1.0

Initial Weight/Volume: 10.6120 g

Date Analyzed: 04/04/2007 1327

Final Weight/Volume: 10 mL

Date Prepared: 04/04/2007 0800

Injection Volume:

Column ID: PRIMARY

Analyte	DryWt Corrected: Y	Result (mg/Kg)	Qualifier	MDL	RL
DRO (nC10-<nC25)		10	J	3.3	31
RRO (nC25-nC36)		43	J	9.6	79
Surrogate		%Rec		Acceptance Limits	
o-Terphenyl		94		60 - 120	
n-Triacontane-d62		99		60 - 120	

Analytical Data

Client: PND Engineers, Inc.

Job Number: 580-5372-1

Client Sample ID: PND07-11

Lab Sample ID: 580-5372-3

Date Sampled: 03/21/2007 1026

Client Matrix: Solid

% Moisture: 40.1

Date Received: 03/22/2007 1316

6010B Inductively Coupled Plasma - Atomic Emission Spectrometry

Method: 6010B

Analysis Batch: 580-17404

Instrument ID:

SEA027

Preparation: 3050B

Prep Batch: 580-17358

Lab File ID:

N/A

Dilution: 1.0

Initial Weight/Volume:

1.1093 g

Date Analyzed: 04/06/2007 1320

Final Weight/Volume:

50 mL

Date Prepared: 04/05/2007 1541

Analyte	DryWt Corrected: Y	Result (mg/Kg)	Qualifier	MDL	RL
Antimony		0.93	J	0.44	3.8
Arsenic		11		0.20	3.8
Cadmium		0.16	J	0.039	0.38
Copper		150	B	0.17	0.75
Lead		50	B	0.18	1.1
Nickel		29		0.13	0.75
Silver		ND		0.083	0.75
Zinc		150	B	0.26	2.3

7471A Mercury in Solid or Semisolid Waste (Manual Cold Vapor Technique)

Method: 7471A

Analysis Batch: 580-17324

Instrument ID:

SEA029

Preparation: 7471A

Prep Batch: 580-17255

Lab File ID:

N/A

Dilution: 1.0

Initial Weight/Volume:

0.5501 g

Date Analyzed: 04/03/2007 1617

Final Weight/Volume:

50 mL

Date Prepared: 04/03/2007 1350

Analyte	DryWt Corrected: Y	Result (mg/Kg)	Qualifier	MDL	RL
Mercury		1.3		0.014	0.030

Analytical Data

Client: PND Engineers, Inc.

Job Number: 580-5372-1

General Chemistry

Client Sample ID: PND07-10

Lab Sample ID: 580-5372-1

Date Sampled: 03/21/2007 1003

Client Matrix: Solid

Date Received: 03/22/2007 1316

Analyte	Result	Qual	Units	RL	RL	Dil	Method
Total Volatile Solids	1.1		%	0.010	0.010	1.0	160.4
	Anly Batch: 580-16985	Date Analyzed	03/26/2007	1117			
Percent Solids	79		%	0.10	0.10	1.0	PercentMoisture
	Anly Batch: 580-17144	Date Analyzed	03/30/2007	0942			

Client Sample ID: PND07-9

Lab Sample ID: 580-5372-2

Date Sampled: 03/21/2007 1037

Client Matrix: Solid

Date Received: 03/22/2007 1316

Analyte	Result	Qual	Units	RL	RL	Dil	Method
Total Volatile Solids	1.4		%	0.010	0.010	1.0	160.4
	Anly Batch: 580-16985	Date Analyzed	03/26/2007	1117			
Percent Solids	89		%	0.10	0.10	1.0	PercentMoisture
	Anly Batch: 580-17144	Date Analyzed	03/30/2007	0942			

Client Sample ID: PND07-11

Lab Sample ID: 580-5372-3

Date Sampled: 03/21/2007 1026

Client Matrix: Solid

Date Received: 03/22/2007 1316

Analyte	Result	Qual	Units	RL	RL	Dil	Method
Total Volatile Solids	5.8		%	0.010	0.010	1.0	160.4
	Anly Batch: 580-16985	Date Analyzed	03/26/2007	1117			
Percent Solids	60		%	0.10	0.10	1.0	PercentMoisture
	Anly Batch: 580-17144	Date Analyzed	03/30/2007	0942			

Analytical Data

Client: PND Engineers, Inc.

Job Number: 580-5372-1

General Chemistry

Client Sample ID: PND07-8

Lab Sample ID: 580-5372-4

Client Matrix: Solid

Date Sampled: 03/21/2007 1109

Date Received: 03/22/2007 1316

Analyte	Result	Qual	Units	RL	RL	Dil	Method
Total Volatile Solids	2.5		%	0.010	0.010	1.0	160.4
	Anly Batch: 580-16985	Date Analyzed	03/26/2007	1117			
Percent Solids	75		%	0.10	0.10	1.0	PercentMoisture
	Anly Batch: 580-17144	Date Analyzed	03/30/2007	0942			

Quality Control Results

Client: PND Engineers, Inc.

Job Number: 580-5372-1

QC Association Summary

Lab Sample ID	Client Sample ID	Report Basis	Client Matrix	Method	Prep Batch
GC/MS VOA					
Prep Batch: 580-17017					
LCS 580-17017/4-AA	Lab Control Spike	T	Solid	5035	
LCSD 580-17017/5-AA	Lab Control Spike Duplicate	T	Solid	5035	
MB 580-17017/1-AA	Method Blank	T	Solid	5035	
580-5372-1	PND07-10	T	Solid	5035	
580-5372-2	PND07-9	T	Solid	5035	
580-5372-3	PND07-11	T	Solid	5035	
580-5372-4	PND07-8	T	Solid	5035	
Analysis Batch:580-17116					
LCS 580-17017/4-AA	Lab Control Spike	T	Solid	8260B	580-17017
LCSD 580-17017/5-AA	Lab Control Spike Duplicate	T	Solid	8260B	580-17017
MB 580-17017/1-AA	Method Blank	T	Solid	8260B	580-17017
580-5372-1	PND07-10	T	Solid	8260B	580-17017
580-5372-2	PND07-9	T	Solid	8260B	580-17017
580-5372-3	PND07-11	T	Solid	8260B	580-17017
580-5372-4	PND07-8	T	Solid	8260B	580-17017

Report Basis

T = Total

Quality Control Results

Client: PND Engineers, Inc.

Job Number: 580-5372-1

QC Association Summary

Lab Sample ID	Client Sample ID	Report Basis	Client Matrix	Method	Prep Batch
GC/MS Semi VOA					
Prep Batch: 580-17263					
LCS 580-17263/2-AA	Lab Control Spike	T	Solid	3550B	
LCSD 580-17263/3-AA	Lab Control Spike Duplicate	T	Solid	3550B	
MB 580-17263/1-AA	Method Blank	T	Solid	3550B	
580-5372-3	PND07-11	T	Solid	3550B	
Analysis Batch:580-17369					
LCS 580-17263/2-AA	Lab Control Spike	T	Solid	8270C	580-17263
LCSD 580-17263/3-AA	Lab Control Spike Duplicate	T	Solid	8270C	580-17263
MB 580-17263/1-AA	Method Blank	T	Solid	8270C	580-17263
580-5372-3	PND07-11	T	Solid	8270C	580-17263
Prep Batch: 580-17393					
LCS 580-17392/2-AB	Lab Control Spike	T	Solid	Organotin	
LCSD 580-17392/3-AB	Lab Control Spike Duplicate	T	Solid	Organotin	
MB 580-17392/1-AB	Method Blank	T	Solid	Organotin	
580-5372-3	PND07-11	T	Solid	Organotin	
Analysis Batch:580-17439					
LCS 580-17392/2-AB	Lab Control Spike	T	Solid	Organotins	580-17393
LCSD 580-17392/3-AB	Lab Control Spike Duplicate	T	Solid	Organotins	580-17393
MB 580-17392/1-AB	Method Blank	T	Solid	Organotins	580-17393
580-5372-3	PND07-11	T	Solid	Organotins	580-17393

Report Basis

T = Total

Quality Control Results

Client: PND Engineers, Inc.

Job Number: 580-5372-1

QC Association Summary

Lab Sample ID	Client Sample ID	Report Basis	Client Matrix	Method	Prep Batch
GC VOA					
Prep Batch: 580-17017					
LCS 580-17017/2-AA	Lab Control Spike	T	Solid	5035	
LCSD 580-17017/3-AA	Lab Control Spike Duplicate	T	Solid	5035	
MB 580-17017/1-AA	Method Blank	T	Solid	5035	
580-5372-1	PND07-10	T	Solid	5035	
580-5372-2	PND07-9	T	Solid	5035	
580-5372-3	PND07-11	T	Solid	5035	
580-5372-4	PND07-8	T	Solid	5035	
Analysis Batch:580-17113					
LCS 580-17017/2-AA	Lab Control Spike	T	Solid	AK101	580-17017
LCSD 580-17017/3-AA	Lab Control Spike Duplicate	T	Solid	AK101	580-17017
MB 580-17017/1-AA	Method Blank	T	Solid	AK101	580-17017
580-5372-1	PND07-10	T	Solid	AK101	580-17017
580-5372-2	PND07-9	T	Solid	AK101	580-17017
580-5372-3	PND07-11	T	Solid	AK101	580-17017
580-5372-4	PND07-8	T	Solid	AK101	580-17017

Report Basis

T = Total

Quality Control Results

Client: PND Engineers, Inc.

Job Number: 580-5372-1

QC Association Summary

Lab Sample ID	Client Sample ID	Report Basis	Client Matrix	Method	Prep Batch
GC Semi VOA					
Prep Batch: 580-17226					
LCS 580-17226/2-AA	Lab Control Spike	T	Solid	3550B	
LCSD 580-17226/3-AA	Lab Control Spike Duplicate	T	Solid	3550B	
MB 580-17226/1-AA	Method Blank	T	Solid	3550B	
580-5372-3	PND07-11	T	Solid	3550B	
Prep Batch: 580-17227					
LCS 580-17227/2-AA	Lab Control Spike	T	Solid	3550B	
LCSD 580-17227/3-AA	Lab Control Spike Duplicate	T	Solid	3550B	
MB 580-17227/1-AA	Method Blank	T	Solid	3550B	
580-5372-3	PND07-11	T	Solid	3550B	
Prep Batch: 580-17271					
LCS 580-17271/2-AA	Lab Control Spike	T	Solid	3550B	
LCSD 580-17271/3-AA	Lab Control Spike Duplicate	T	Solid	3550B	
MB 580-17271/1-AA	Method Blank	T	Solid	3550B	
580-5372-3	PND07-11	T	Solid	3550B	
Analysis Batch:580-17286					
LCS 580-17227/2-AA	Lab Control Spike	T	Solid	8082	580-17227
LCSD 580-17227/3-AA	Lab Control Spike Duplicate	T	Solid	8082	580-17227
MB 580-17227/1-AA	Method Blank	T	Solid	8082	580-17227
580-5372-3	PND07-11	T	Solid	8082	580-17227
Analysis Batch:580-17312					
LCS 580-17271/2-AA	Lab Control Spike	T	Solid	AK102 & 103	580-17271
LCSD 580-17271/3-AA	Lab Control Spike Duplicate	T	Solid	AK102 & 103	580-17271
MB 580-17271/1-AA	Method Blank	T	Solid	AK102 & 103	580-17271
580-5372-3	PND07-11	T	Solid	AK102 & 103	580-17271
Analysis Batch:580-17346					
LCS 580-17226/2-AA	Lab Control Spike	T	Solid	8081A	580-17226
LCSD 580-17226/3-AA	Lab Control Spike Duplicate	T	Solid	8081A	580-17226
MB 580-17226/1-AA	Method Blank	T	Solid	8081A	580-17226
580-5372-3	PND07-11	T	Solid	8081A	580-17226

Report Basis

T = Total

STL Seattle

Quality Control Results

Client: PND Engineers, Inc.

Job Number: 580-5372-1

QC Association Summary

Lab Sample ID	Client Sample ID	Report Basis	Client Matrix	Method	Prep Batch
Metals					
Prep Batch: 580-17255					
LCS 580-17255/12-AA	Lab Control Spike	T	Solid	7471A	
LCSD 580-17255/13-AA	Lab Control Spike Duplicate	T	Solid	7471A	
LCSSRM 580-17255/14-AA	LCS-Standard Reference Material	T	Solid	7471A	
MB 580-17255/11-AA	Method Blank	T	Solid	7471A	
580-5372-3	PND07-11	T	Solid	7471A	
580-5372-3DU	Duplicate	T	Solid	7471A	
580-5372-3MS	Matrix Spike	T	Solid	7471A	
580-5372-3MSD	Matrix Spike Duplicate	T	Solid	7471A	
Analysis Batch:580-17324					
LCS 580-17255/12-AA	Lab Control Spike	T	Solid	7471A	580-17255
LCSD 580-17255/13-AA	Lab Control Spike Duplicate	T	Solid	7471A	580-17255
LCSSRM 580-17255/14-AA	LCS-Standard Reference Material	T	Solid	7471A	580-17255
MB 580-17255/11-AA	Method Blank	T	Solid	7471A	580-17255
580-5372-3	PND07-11	T	Solid	7471A	580-17255
580-5372-3DU	Duplicate	T	Solid	7471A	580-17255
580-5372-3MS	Matrix Spike	T	Solid	7471A	580-17255
580-5372-3MSD	Matrix Spike Duplicate	T	Solid	7471A	580-17255
Prep Batch: 580-17358					
LCS 580-17358/20-AA	Lab Control Spike	T	Solid	3050B	
LCSD 580-17358/21-AA	Lab Control Spike Duplicate	T	Solid	3050B	
LCSSRM 580-17358/22-AA	LCS-Standard Reference Material	T	Solid	3050B	
MB 580-17358/19-AA	Method Blank	T	Solid	3050B	
580-5372-3	PND07-11	T	Solid	3050B	
580-5372-3DU	Duplicate	T	Solid	3050B	
580-5372-3MS	Matrix Spike	T	Solid	3050B	
580-5372-3MSD	Matrix Spike Duplicate	T	Solid	3050B	
Analysis Batch:580-17404					
LCS 580-17358/20-AA	Lab Control Spike	T	Solid	6010B	580-17358
LCSD 580-17358/21-AA	Lab Control Spike Duplicate	T	Solid	6010B	580-17358
LCSSRM 580-17358/22-AA	LCS-Standard Reference Material	T	Solid	6010B	580-17358
MB 580-17358/19-AA	Method Blank	T	Solid	6010B	580-17358
580-5372-3	PND07-11	T	Solid	6010B	580-17358
580-5372-3DU	Duplicate	T	Solid	6010B	580-17358
580-5372-3MS	Matrix Spike	T	Solid	6010B	580-17358
580-5372-3MSD	Matrix Spike Duplicate	T	Solid	6010B	580-17358

Report Basis

T = Total

STL Seattle

Quality Control Results

Client: PND Engineers, Inc.

Job Number: 580-5372-1

QC Association Summary

Lab Sample ID	Client Sample ID	Report Basis	Client Matrix	Method	Prep Batch
General Chemistry					
Analysis Batch:580-16985					
MB 580-16985/1	Method Blank	T	Solid	160.4	
580-5372-1	PND07-10	T	Solid	160.4	
580-5372-2	PND07-9	T	Solid	160.4	
580-5372-3	PND07-11	T	Solid	160.4	
580-5372-4	PND07-8	T	Solid	160.4	
580-5372-4DU	Duplicate	T	Solid	160.4	
Analysis Batch:580-17144					
580-5372-1	PND07-10	T	Solid	PercentMoisture	
580-5372-2	PND07-9	T	Solid	PercentMoisture	
580-5372-3	PND07-11	T	Solid	PercentMoisture	
580-5372-4	PND07-8	T	Solid	PercentMoisture	

Report Basis

T = Total

Quality Control Results

Client: PND Engineers, Inc.

Job Number: 580-5372-1

Method Blank - Batch: 580-17017

Method: 8260B
Preparation: 5035

Lab Sample ID: MB 580-17017/1-AA
Client Matrix: Solid
Dilution: 1.0
Date Analyzed: 03/27/2007 1445
Date Prepared: 03/27/2007 0743

Analysis Batch: 580-17116
Prep Batch: 580-17017
Units: ug/Kg

Instrument ID: SEA041
Lab File ID: ar0005937.D
Initial Weight/Volume: 10 g
Final Weight/Volume: 400 mL

Analyte	Result	Qual	MDL	RL
Benzene	ND		2.8	8.0
Toluene	ND		7.4	40
Ethylbenzene	ND		7.2	40
m-Xylene & p-Xylene	ND		15	40
o-Xylene	ND		7.2	40

Surrogate	% Rec	Acceptance Limits
Fluorobenzene (Surr)	100	75 - 125
Toluene-d8 (Surr)	104	75 - 125
Ethylbenzene-d10	101	75 - 125
4-Bromofluorobenzene (Surr)	109	75 - 125
Trifluorotoluene (Surr)	119	75 - 125

Calculations are performed before rounding to avoid round-off errors in calculated results.

Quality Control Results

Client: PND Engineers, Inc.

Job Number: 580-5372-1

**Laboratory Control/
Laboratory Control Duplicate Recovery Report - Batch: 580-17017**

**Method: 8260B
Preparation: 5035**

LCS Lab Sample ID: LCS 580-17017/4-AA
Client Matrix: Solid
Dilution: 1.0
Date Analyzed: 03/27/2007 1338
Date Prepared: 03/27/2007 0743

Analysis Batch: 580-17116
Prep Batch: 580-17017
Units: ug/Kg

Instrument ID: SEA041
Lab File ID: ar0005934.D
Initial Weight/Volume: 10 g
Final Weight/Volume: 400 mL

LCSD Lab Sample ID: LCSD 580-17017/5-AA
Client Matrix: Solid
Dilution: 1.0
Date Analyzed: 03/27/2007 1400
Date Prepared: 03/27/2007 0743

Analysis Batch: 580-17116
Prep Batch: 580-17017
Units: ug/Kg

Instrument ID: SEA041
Lab File ID: ar0005935.D
Initial Weight/Volume: 10 g
Final Weight/Volume: 400 mL

Analyte	% Rec.		Limit	RPD	RPD Limit	LCS Qual	LCSD Qual
	LCS	LCSD					
Benzene	103	104	75 - 125	1	22		
Toluene	115	115	70 - 125	0	21		
Ethylbenzene	110	110	75 - 125	0	20		
m-Xylene & p-Xylene	118	118	80 - 125	0	20		
o-Xylene	113	113	75 - 125	0	20		
Surrogate	LCS % Rec		LCSD % Rec		Acceptance Limits		
Fluorobenzene (Surr)	100		100		75 - 125		
Toluene-d8 (Surr)	105		104		75 - 125		
Ethylbenzene-d10	103		102		75 - 125		
4-Bromofluorobenzene (Surr)	108		109		75 - 125		
Trifluorotoluene (Surr)	123		122		75 - 125		

Calculations are performed before rounding to avoid round-off errors in calculated results.

Quality Control Results

Client: PND Engineers, Inc.

Job Number: 580-5372-1

Laboratory Control/ Laboratory Duplicate Data Report - Batch: 580-17017

Method: 8260B
Preparation: 5035

LCS Lab Sample ID: LCS 580-17017/4-AA Units: ug/Kg
Client Matrix: Solid
Dilution: 1.0
Date Analyzed: 03/27/2007 1338
Date Prepared: 03/27/2007 0743

LCSD Lab Sample ID: LCSD
Client Matrix: Solid
Dilution: 1.0
Date Analyzed: 03/27/2007 1400
Date Prepared: 03/27/2007 0743

Analyte	LCS Spike Amount	LCSD Spike Amount	LCS Result/Qual	LCSD Result/Qual
Benzene	1000	1000	1030	1040
Toluene	1000	1000	1150	1150
Ethylbenzene	1000	1000	1100	1100
m-Xylene & p-Xylene	2000	2000	2370	2360
o-Xylene	1000	1000	1130	1130

Calculations are performed before rounding to avoid round-off errors in calculated results.

Quality Control Results

Client: PND Engineers, Inc.

Job Number: 580-5372-1

Method Blank - Batch: 580-17263

Method: 8270C
Preparation: 3550B

Lab Sample ID: MB 580-17263/1-AA
Client Matrix: Solid
Dilution: 1.0
Date Analyzed: 04/04/2007 2251
Date Prepared: 04/04/2007 0636

Analysis Batch: 580-17369
Prep Batch: 580-17263
Units: ug/Kg

Instrument ID: SEA040
Lab File ID: ak008786.D
Initial Weight/Volume: 20 g
Final Weight/Volume: 2 mL
Injection Volume:

Analyte	Result	Qual	MDL	RL
1,2,4-Trichlorobenzene	ND		0.99	5.0
1,2-Dichlorobenzene	ND		1.7	5.0
1,3-Dichlorobenzene	ND		1.2	5.0
1,4-Dichlorobenzene	ND		0.76	5.0
2,4-Dimethylphenol	ND		1.9	10
2-Methylnaphthalene	ND		0.31	2.0
2-Methylphenol	ND		2.8	10
3 & 4 Methylphenol	ND		5.3	20
Acenaphthene	ND		0.57	2.0
Acenaphthylene	ND		0.23	2.0
Anthracene	ND		0.43	2.0
Benzo[a]anthracene	ND		0.65	2.5
Benzo[a]pyrene	ND		0.85	3.0
Benzo[g,h,i]perylene	ND		0.73	2.5
Benzo[fluoranthene	ND		1.0	4.0
Benzoic acid	ND		83	250
Benzyl alcohol	ND		3.0	10
Bis(2-ethylhexyl) phthalate	31	J	24	150
Butyl benzyl phthalate	ND		2.9	10
Chrysene	ND		0.75	2.5
Dibenz(a,h)anthracene	ND		1.2	4.0
Dibenzofuran	ND		1.7	10
Diethyl phthalate	1.2	J	0.72	10
Dimethyl phthalate	ND		0.77	10
Di-n-butyl phthalate	3.2	J	1.3	20
Di-n-octyl phthalate	ND		3.3	20
Fluoranthene	ND		0.31	2.0
Fluorene	ND		0.26	2.0
Hexachlorobenzene	ND		1.1	5.0
Hexachlorobutadiene	ND		1.3	5.0
Hexachloroethane	ND		2.1	10
Indeno[1,2,3-cd]pyrene	ND		1.2	4.0
N-Nitrosodiphenylamine	ND		1.5	5.0
Pentachlorophenol	ND		3.1	10
Phenanthrene	ND		0.40	2.0
Phenol	ND		2.7	10
Pyrene	ND		0.27	2.0
Naphthalene	ND		0.57	2.0

Surrogate	% Rec	Acceptance Limits
2-Fluorobiphenyl	77	42 - 140

Calculations are performed before rounding to avoid round-off errors in calculated results.

Quality Control Results

Client: PND Engineers, Inc.

Job Number: 580-5372-1

Surrogate	% Rec	Acceptance Limits
2-Fluorophenol	70	36 - 145
2,4,6-Tribromophenol	46	28 - 143
Nitrobenzene-d5	58	38 - 141
Phenol-d5	70	38 - 149
Terphenyl-d14	76	42 - 151

Calculations are performed before rounding to avoid round-off errors in calculated results.

Quality Control Results

Client: PND Engineers, Inc.

Job Number: 580-5372-1

**Laboratory Control/
Laboratory Control Duplicate Recovery Report - Batch: 580-17263**

**Method: 8270C
Preparation: 3550B**

LCS Lab Sample ID: LCS 580-17263/2-AA
Client Matrix: Solid
Dilution: 1.0
Date Analyzed: 04/04/2007 2318
Date Prepared: 04/04/2007 0636

Analysis Batch: 580-17369
Prep Batch: 580-17263
Units: ug/Kg

Instrument ID: SEA040
Lab File ID: ak008787.D
Initial Weight/Volume: 20 g
Final Weight/Volume: 2 mL
Injection Volume:

LCSD Lab Sample ID: LCSD 580-17263/3-AA
Client Matrix: Solid
Dilution: 1.0
Date Analyzed: 04/04/2007 2346
Date Prepared: 04/04/2007 0636

Analysis Batch: 580-17369
Prep Batch: 580-17263
Units:ug/Kg

Instrument ID: SEA040
Lab File ID: ak008788.D
Initial Weight/Volume: 20 g
Final Weight/Volume: 2 mL
Injection Volume:

Analyte	% Rec.		Limit	RPD	RPD Limit	LCS Qual	LCSD Qual
	LCS	LCSD					
1,2,4-Trichlorobenzene	93	95	63 - 128	2	28		
1,2-Dichlorobenzene	92	94	68 - 118	2	60		
1,3-Dichlorobenzene	90	92	64 - 124	3	60		
1,4-Dichlorobenzene	92	95	62 - 132	3	32		
2,4-Dimethylphenol	91	91	58 - 133	0	60		
2-Methylnaphthalene	94	97	65 - 125	3	27		
2-Methylphenol	91	92	56 - 121	2	25		
3 & 4 Methylphenol	91	94	61 - 126	3	27		
Acenaphthene	100	101	65 - 130	2	27		
Acenaphthylene	90	91	69 - 129	1	28		
Anthracene	102	105	73 - 123	2	27		
Benzo[a]anthracene	97	99	64 - 124	2	27		
Benzo[a]pyrene	92	92	68 - 128	1	30		
Benzo[g,h,i]perylene	104	104	57 - 142	0	28		
Benzofluoranthene	92	91	57 - 137	1	31		
Benzoic acid	20	21	10 - 130	5	60		
Benzyl alcohol	87	89	42 - 147	2	60		
Bis(2-ethylhexyl) phthalate	151	106	64 - 144	35	60	J *	J
Butyl benzyl phthalate	83	72	65 - 140	14	60		
Chrysene	111	109	71 - 126	2	26		
Dibenz(a,h)anthracene	91	89	57 - 142	2	30		
Dibenzofuran	101	104	70 - 125	3	60		
Diethyl phthalate	99	95	64 - 129	4	26		
Dimethyl phthalate	105	102	65 - 125	2	60		
Di-n-butyl phthalate	95	86	69 - 124	10	60		
Di-n-octyl phthalate	87	83	58 - 148	5	31		
Fluoranthene	103	110	61 - 121	7	36		
Fluorene	104	107	68 - 128	3	31		
Hexachlorobenzene	108	100	61 - 136	8	60		
Hexachlorobutadiene	95	96	59 - 134	1	60		
Hexachloroethane	88	90	56 - 131	2	60		
Indeno[1,2,3-cd]pyrene	63	64	59 - 139	2	29		

Calculations are performed before rounding to avoid round-off errors in calculated results.

Quality Control Results

Client: PND Engineers, Inc.

Job Number: 580-5372-1

**Laboratory Control/
Laboratory Control Duplicate Recovery Report - Batch: 580-17263**

**Method: 8270C
Preparation: 3550B**

LCS Lab Sample ID: LCS 580-17263/2-AA
Client Matrix: Solid
Dilution: 1.0
Date Analyzed: 04/04/2007 2318
Date Prepared: 04/04/2007 0636

Analysis Batch: 580-17369
Prep Batch: 580-17263
Units: ug/Kg

Instrument ID: SEA040
Lab File ID: ak008787.D
Initial Weight/Volume: 20 g
Final Weight/Volume: 2 mL
Injection Volume:

LCSD Lab Sample ID: LCSD 580-17263/3-AA
Client Matrix: Solid
Dilution: 1.0
Date Analyzed: 04/04/2007 2346
Date Prepared: 04/04/2007 0636

Analysis Batch: 580-17369
Prep Batch: 580-17263
Units: ug/Kg

Instrument ID: SEA040
Lab File ID: ak008788.D
Initial Weight/Volume: 20 g
Final Weight/Volume: 2 mL
Injection Volume:

Analyte	% Rec.		Limit	RPD	RPD Limit	LCS Qual	LCSD Qual
	LCS	LCSD					
N-Nitrosodiphenylamine	101	96	88 - 153	5	60		
Pentachlorophenol	72	77	29 - 124	7	68		
Phenanthrene	106	107	65 - 125	1	28		
Phenol	95	98	66 - 126	4	26		
Pyrene	104	114	54 - 134	9	31		
Naphthalene	95	97	64 - 129	2	26		
Surrogate	LCS % Rec		LCSD % Rec		Acceptance Limits		
2-Fluorobiphenyl	67		69		42 - 140		
2-Fluorophenol	66		72		36 - 145		
2,4,6-Tribromophenol	79		80		28 - 143		
Nitrobenzene-d5	43		43		38 - 141		
Phenol-d5	72		77		38 - 149		
Terphenyl-d14	83		98		42 - 151		

Calculations are performed before rounding to avoid round-off errors in calculated results.

Quality Control Results

Client: PND Engineers, Inc.

Job Number: 580-5372-1

**Laboratory Control/
Laboratory Duplicate Data Report - Batch: 580-17263**

**Method: 8270C
Preparation: 3550B**

LCS Lab Sample ID: LCS 580-17263/2-AA Units: ug/Kg
Client Matrix: Solid
Dilution: 1.0
Date Analyzed: 04/04/2007 2318
Date Prepared: 04/04/2007 0636

LCSD Lab Sample ID: LCSD
Client Matrix: Solid
Dilution: 1.0
Date Analyzed: 04/04/2007 2346
Date Prepared: 04/04/2007 0636

Analyte	LCS Spike Amount	LCSD Spike Amount	LCS Result/Qual	LCSD Result/Qual
1,2,4-Trichlorobenzene	50.0	50.0	46.6	47.6
1,2-Dichlorobenzene	50.0	50.0	45.9	46.9
1,3-Dichlorobenzene	50.0	50.0	44.8	46.2
1,4-Dichlorobenzene	50.0	50.0	45.8	47.3
2,4-Dimethylphenol	50.0	50.0	45.6	45.7
2-Methylnaphthalene	50.0	50.0	47.2	48.6
2-Methylphenol	50.0	50.0	45.3	46.2
3 & 4 Methylphenol	50.0	50.0	45.6	47.0
Acenaphthene	50.0	50.0	49.9	50.7
Acenaphthylene	50.0	50.0	45.2	45.6
Anthracene	50.0	50.0	51.2	52.4
Benzo[a]anthracene	50.0	50.0	48.3	49.3
Benzo[a]pyrene	50.0	50.0	45.9	46.2
Benzo[g,h,i]perylene	50.0	50.0	51.9	52.2
Benzo[fluoranthene]	100	100	92.2	91.1
Benzoic acid	250	250	50.9	53.7
Benzyl alcohol	50.0	50.0	43.5	44.5
Bis(2-ethylhexyl) phthalate	50.0	50.0	75.5	53.0
Butyl benzyl phthalate	50.0	50.0	41.5	36.1
Chrysene	50.0	50.0	55.3	54.3
Dibenz(a,h)anthracene	50.0	50.0	45.3	44.3
Dibenzofuran	50.0	50.0	50.7	52.2
Diethyl phthalate	50.0	50.0	49.5	47.7
Dimethyl phthalate	50.0	50.0	52.4	51.2
Di-n-butyl phthalate	50.0	50.0	47.7	43.0
Di-n-octyl phthalate	50.0	50.0	43.7	41.6
Fluoranthene	50.0	50.0	51.5	55.0
Fluorene	50.0	50.0	51.8	53.3
Hexachlorobenzene	50.0	50.0	53.8	49.9
Hexachlorobutadiene	50.0	50.0	47.3	47.8
Hexachloroethane	50.0	50.0	44.1	44.9
Indeno[1,2,3-cd]pyrene	50.0	50.0	31.4	31.9
N-Nitrosodiphenylamine	50.0	50.0	50.5	48.0
Pentachlorophenol	50.0	50.0	35.9	38.4
Phenanthrene	50.0	50.0	53.1	53.5
Phenol	50.0	50.0	47.3	49.2
Pyrene	50.0	50.0	52.1	57.1
Naphthalene	50.0	50.0	47.6	48.4

Calculations are performed before rounding to avoid round-off errors in calculated results.

Quality Control Results

Client: PND Engineers, Inc.

Job Number: 580-5372-1

Method Blank - Batch: 580-17393

**Method: Organotins
Preparation: Organotin**

Lab Sample ID: MB 580-17392/1-AB
Client Matrix: Solid
Dilution: 1.0
Date Analyzed: 04/06/2007 2158
Date Prepared: 04/06/2007 1503

Analysis Batch: 580-17439
Prep Batch: 580-17393
Units: ug/L

Instrument ID: SEA008
Lab File ID: L22785.D
Initial Weight/Volume: 1000 mL
Final Weight/Volume: 2 mL
Injection Volume:

Analyte	Result	Qual	MDL	RL
Tributyltin	ND		0.00036	0.0020
Surrogate	% Rec		Acceptance Limits	
Tripentyltin	105		46 - 173	

**Laboratory Control/
Laboratory Control Duplicate Recovery Report - Batch: 580-17393**

**Method: Organotins
Preparation: Organotin**

LCS Lab Sample ID: LCS 580-17392/2-AB
Client Matrix: Solid
Dilution: 1.0
Date Analyzed: 04/06/2007 2221
Date Prepared: 04/06/2007 1503

Analysis Batch: 580-17439
Prep Batch: 580-17393
Units: ug/L

Instrument ID: SEA008
Lab File ID: L22786.D
Initial Weight/Volume: 1000 mL
Final Weight/Volume: 2 mL
Injection Volume:

LCSD Lab Sample ID: LCSD 580-17392/3-AB
Client Matrix: Solid
Dilution: 1.0
Date Analyzed: 04/06/2007 2244
Date Prepared: 04/06/2007 1503

Analysis Batch: 580-17439
Prep Batch: 580-17393
Units: ug/L

Instrument ID: SEA008
Lab File ID: L22787.D
Initial Weight/Volume: 1000 mL
Final Weight/Volume: 2 mL
Injection Volume:

Analyte	% Rec.		Limit	RPD	RPD Limit	LCS Qual	LCSD Qual
	LCS	LCSD					
Tributyltin	83	92	21 - 112	10	29		
Surrogate	LCS % Rec		LCSD % Rec		Acceptance Limits		
Tripentyltin	114	114			46 - 173		

Calculations are performed before rounding to avoid round-off errors in calculated results.

Quality Control Results

Client: PND Engineers, Inc.

Job Number: 580-5372-1

Laboratory Control/ Laboratory Duplicate Data Report - Batch: 580-17393

Method: Organotins
Preparation: Organotin

LCS Lab Sample ID: LCS 580-17392/2-AB Units: ug/L
Client Matrix: Solid
Dilution: 1.0
Date Analyzed: 04/06/2007 2221
Date Prepared: 04/06/2007 1503

LCSD Lab Sample ID: LCSD
Client Matrix: Solid
Dilution: 1.0
Date Analyzed: 04/06/2007 2244
Date Prepared: 04/06/2007 1503

Analyte	LCS Spike Amount	LCSD Spike Amount	LCS Result/Qual	LCSD Result/Qual
Tributyltin	0.178	0.178	0.148	0.164

Calculations are performed before rounding to avoid round-off errors in calculated results.

Quality Control Results

Client: PND Engineers, Inc.

Job Number: 580-5372-1

Method Blank - Batch: 580-17017

Method: AK101
Preparation: 5035

Lab Sample ID: MB 580-17017/1-AA
Client Matrix: Solid
Dilution: 1.0
Date Analyzed: 03/27/2007 1445
Date Prepared: 03/27/2007 0743

Analysis Batch: 580-17113
Prep Batch: 580-17017
Units: mg/Kg

Instrument ID: SEA041
Lab File ID: gx0005937.D
Initial Weight/Volume: 10 g
Final Weight/Volume: 400 mL
Injection Volume:
Column ID: PRIMARY

Analyte	Result	Qual	MDL	RL
Gasoline Range Organics (GRO)-C6-C10	0.82	J	0.76	4.0

Surrogate	% Rec	Acceptance Limits
Trifluorotoluene (Surr)	105	60 - 120
4-Bromofluorobenzene (Surr)	95	60 - 120
Ethylbenzene-d10	102	60 - 120
Fluorobenzene (Surr)	93	60 - 120
Toluene-d8 (Surr)	107	60 - 120

**Laboratory Control/
Laboratory Control Duplicate Recovery Report - Batch: 580-17017**

Method: AK101
Preparation: 5035

LCS Lab Sample ID: LCS 580-17017/2-AA
Client Matrix: Solid
Dilution: 1.0
Date Analyzed: 03/27/2007 1253
Date Prepared: 03/27/2007 0743

Analysis Batch: 580-17113
Prep Batch: 580-17017
Units: mg/Kg

Instrument ID: SEA041
Lab File ID: gx0005932.D
Initial Weight/Volume: 10 g
Final Weight/Volume: 400 mL
Injection Volume:
Column ID: PRIMARY

LCSD Lab Sample ID: LCSD 580-17017/3-AA
Client Matrix: Solid
Dilution: 1.0
Date Analyzed: 03/27/2007 1315
Date Prepared: 03/27/2007 0743

Analysis Batch: 580-17113
Prep Batch: 580-17017
Units: mg/Kg

Instrument ID: SEA041
Lab File ID: gx0005933.D
Initial Weight/Volume: 10 g
Final Weight/Volume: 400 mL
Injection Volume:
Column ID: PRIMARY

Analyte	<u>% Rec.</u>		Limit	RPD	RPD Limit	LCS Qual	LCSD Qual
	LCS	LCSD					
Gasoline Range Organics (GRO)-C6-C10	106	111	60 - 120	5	20	B	B

Surrogate	LCS % Rec	LCSD % Rec	Acceptance Limits
Trifluorotoluene (Surr)	107	114	60 - 120
4-Bromofluorobenzene (Surr)	102	97	60 - 120
Ethylbenzene-d10	101	103	60 - 120
Fluorobenzene (Surr)	101	102	60 - 120
Toluene-d8 (Surr)	97	102	60 - 120

Calculations are performed before rounding to avoid round-off errors in calculated results.

Quality Control Results

Client: PND Engineers, Inc.

Job Number: 580-5372-1

Laboratory Control/ Laboratory Duplicate Data Report - Batch: 580-17017

Method: AK101
Preparation: 5035

LCS Lab Sample ID: LCS 580-17017/2-AA Units: mg/Kg
Client Matrix: Solid
Dilution: 1.0
Date Analyzed: 03/27/2007 1253
Date Prepared: 03/27/2007 0743

LCSD Lab Sample ID: LCSD
Client Matrix: Solid
Dilution: 1.0
Date Analyzed: 03/27/2007 1315
Date Prepared: 03/27/2007 0743

Analyte	LCS Spike Amount	LCSD Spike Amount	LCS Result/Qual	LCSD Result/Qual
Gasoline Range Organics (GRO)-C6-C10	44.0	44.0	46.7 B	49.0 B

Calculations are performed before rounding to avoid round-off errors in calculated results.

Quality Control Results

Client: PND Engineers, Inc.

Job Number: 580-5372-1

Method Blank - Batch: 580-17226

Method: 8081A
Preparation: 3550B

Lab Sample ID: MB 580-17226/1-AA
Client Matrix: Solid
Dilution: 1.0
Date Analyzed: 04/03/2007 2035
Date Prepared: 04/03/2007 0821

Analysis Batch: 580-17346
Prep Batch: 580-17226
Units: ug/Kg

Instrument ID: SEA035
Lab File ID: ECD23917.D
Initial Weight/Volume: 10 g
Final Weight/Volume: 10 mL
Injection Volume:
Column ID: PRIMARY

Analyte	Result	Qual	MDL	RL
Aldrin	ND		0.11	1.0
gamma-BHC (Lindane)	ND		0.12	1.0
4,4'-DDD	ND		0.27	2.0
4,4'-DDE	ND		0.23	2.0
4,4'-DDT	ND		0.27	2.0
Dieldrin	ND		0.22	2.0
Heptachlor	ND		0.14	1.0
alpha-Chlordane	ND		0.12	1.0
Hexachlorobenzene	ND		0.18	1.0
Hexachlorobutadiene	ND		0.11	1.0

Surrogate	% Rec	Acceptance Limits
Tetrachloro-m-xylene	101	49 - 123
DCB Decachlorobiphenyl	102	40 - 158

Calculations are performed before rounding to avoid round-off errors in calculated results.

Quality Control Results

Client: PND Engineers, Inc.

Job Number: 580-5372-1

**Laboratory Control/
Laboratory Control Duplicate Recovery Report - Batch: 580-17226**

**Method: 8081A
Preparation: 3550B**

LCS Lab Sample ID: LCS 580-17226/2-AA
Client Matrix: Solid
Dilution: 1.0
Date Analyzed: 04/03/2007 2055
Date Prepared: 04/03/2007 0821

Analysis Batch: 580-17346
Prep Batch: 580-17226
Units: ug/Kg

Instrument ID: SEA035
Lab File ID: ECD23918.D
Initial Weight/Volume: 10 g
Final Weight/Volume: 10 mL
Injection Volume:
Column ID: PRIMARY

LCSD Lab Sample ID: LCSD 580-17226/3-AA
Client Matrix: Solid
Dilution: 1.0
Date Analyzed: 04/03/2007 2114
Date Prepared: 04/03/2007 0821

Analysis Batch: 580-17346
Prep Batch: 580-17226
Units: ug/Kg

Instrument ID: SEA035
Lab File ID: ECD23919.D
Initial Weight/Volume: 10 g
Final Weight/Volume: 10 mL
Injection Volume:
Column ID: PRIMARY

Analyte	% Rec.		Limit	RPD	RPD Limit	LCS Qual	LCSD Qual
	LCS	LCSD					
Aldrin	102	102	53 - 126	2	24		
gamma-BHC (Lindane)	99	99	50 - 127	0	29		
4,4'-DDD	96	101	44 - 141	10	41		
4,4'-DDE	102	105	47 - 140	9	40		
4,4'-DDT	104	109	34 - 159	4	47		
Dieldrin	101	103	53 - 134	0	32		
Heptachlor	101	102	50 - 130	4	31		
alpha-Chlordane	98	99	46 - 118	1	33		
Hexachlorobenzene	94	94	10 - 188	26	37		
Hexachlorobutadiene	85	85	37 - 119	2	39		
Surrogate	LCS % Rec		LCSD % Rec	Acceptance Limits			
Tetrachloro-m-xylene	98		96	49 - 123			
DCB Decachlorobiphenyl	94		98	40 - 158			

Calculations are performed before rounding to avoid round-off errors in calculated results.

Quality Control Results

Client: PND Engineers, Inc.

Job Number: 580-5372-1

Laboratory Control/ Laboratory Duplicate Data Report - Batch: 580-17226

Method: 8081A
Preparation: 3550B

LCS Lab Sample ID: LCS 580-17226/2-AA Units: ug/Kg
Client Matrix: Solid
Dilution: 1.0
Date Analyzed: 04/03/2007 2055
Date Prepared: 04/03/2007 0821

LCSD Lab Sample ID: LCSD
Client Matrix: Solid
Dilution: 1.0
Date Analyzed: 04/03/2007 2114
Date Prepared: 04/03/2007 0821

Analyte	LCS Spike Amount	LCSD Spike Amount	LCS Result/Qual	LCSD Result/Qual
Aldrin	20.0	20.0	20.4	20.3
gamma-BHC (Lindane)	20.0	20.0	19.7	19.7
4,4'-DDD	20.0	20.0	19.1	20.1
4,4'-DDE	20.0	20.0	20.4	20.9
4,4'-DDT	20.0	20.0	20.9	21.9
Dieldrin	20.0	20.0	20.2	20.7
Heptachlor	20.0	20.0	20.3	20.4
alpha-Chlordane	20.0	20.0	19.5	19.7
Hexachlorobenzene	20.0	20.0	18.7	18.7
Hexachlorobutadiene	20.0	20.0	17.0	17.0

Calculations are performed before rounding to avoid round-off errors in calculated results.

Quality Control Results

Client: PND Engineers, Inc.

Job Number: 580-5372-1

Method Blank - Batch: 580-17227

Method: 8082
Preparation: 3550B

Lab Sample ID: MB 580-17227/1-AA
Client Matrix: Solid
Dilution: 1.0
Date Analyzed: 04/03/2007 1143
Date Prepared: 04/03/2007 0827

Analysis Batch: 580-17286
Prep Batch: 580-17227
Units: ug/Kg

Instrument ID: SEA034
Lab File ID: PCB6959.D
Initial Weight/Volume: 10 g
Final Weight/Volume: 10 mL
Injection Volume:
Column ID: PRIMARY

Analyte	Result	Qual	MDL	RL
PCB-1016	ND		5.8	10
PCB-1221	ND		5.8	10
PCB-1232	ND		5.8	10
PCB-1242	ND		5.8	10
PCB-1248	ND		5.8	10
PCB-1254	ND		1.5	10
PCB-1260	ND		1.5	10

Surrogate	% Rec	Acceptance Limits
Tetrachloro-m-xylene	89	45 - 155
DCB Decachlorobiphenyl	98	50 - 150

Calculations are performed before rounding to avoid round-off errors in calculated results.

Quality Control Results

Client: PND Engineers, Inc.

Job Number: 580-5372-1

**Laboratory Control/
Laboratory Control Duplicate Recovery Report - Batch: 580-17227**

**Method: 8082
Preparation: 3550B**

LCS Lab Sample ID: LCS 580-17227/2-AA
Client Matrix: Solid
Dilution: 1.0
Date Analyzed: 04/03/2007 1207
Date Prepared: 04/03/2007 0827

Analysis Batch: 580-17286
Prep Batch: 580-17227
Units: ug/Kg

Instrument ID: SEA034
Lab File ID: PCB6960.D
Initial Weight/Volume: 10 g
Final Weight/Volume: 10 mL
Injection Volume:
Column ID: PRIMARY

LCSD Lab Sample ID: LCSD 580-17227/3-AA
Client Matrix: Solid
Dilution: 1.0
Date Analyzed: 04/03/2007 1230
Date Prepared: 04/03/2007 0827

Analysis Batch: 580-17286
Prep Batch: 580-17227
Units: ug/Kg

Instrument ID: SEA034
Lab File ID: PCB6961.D
Initial Weight/Volume: 10 g
Final Weight/Volume: 10 mL
Injection Volume:
Column ID: PRIMARY

Analyte	% Rec.		Limit	RPD	RPD Limit	LCS Qual	LCSD Qual
	LCS	LCSD					
PCB-1016	80	77	57 - 128	0	8		
PCB-1260	94	88	65 - 132	2	8		
Surrogate	LCS % Rec		LCSD % Rec		Acceptance Limits		
Tetrachloro-m-xylene	90		83		45 - 155		
DCB Decachlorobiphenyl	94		86		50 - 150		

**Laboratory Control/
Laboratory Duplicate Data Report - Batch: 580-17227**

**Method: 8082
Preparation: 3550B**

LCS Lab Sample ID: LCS 580-17227/2-AA
Client Matrix: Solid
Dilution: 1.0
Date Analyzed: 04/03/2007 1207
Date Prepared: 04/03/2007 0827

Units: ug/Kg

LCSD Lab Sample ID: LCSD
Client Matrix: Solid
Dilution: 1.0
Date Analyzed: 04/03/2007 1230
Date Prepared: 04/03/2007 0827

Analyte	LCS Spike Amount	LCSD Spike Amount	LCS Result/Qual	LCSD Result/Qual
PCB-1016	100	100	80.5	77.0
PCB-1260	100	100	94.3	87.8

Calculations are performed before rounding to avoid round-off errors in calculated results.

Quality Control Results

Client: PND Engineers, Inc.

Job Number: 580-5372-1

Method Blank - Batch: 580-17271

Method: AK102 & 103
Preparation: 3550B

Lab Sample ID: MB 580-17271/1-AA
Client Matrix: Solid
Dilution: 1.0
Date Analyzed: 04/04/2007 1212
Date Prepared: 04/04/2007 0800

Analysis Batch: 580-17312
Prep Batch: 580-17271
Units: mg/Kg

Instrument ID: SEA016
Lab File ID: EP20982.D
Initial Weight/Volume: 10 g
Final Weight/Volume: 10 mL
Injection Volume:

Analyte	Result	Qual	MDL	RL
DRO (nC10-<nC25)	ND		2.1	20
RRO (nC25-nC36)	ND		6.1	50

Surrogate	% Rec	Acceptance Limits
o-Terphenyl	64	60 - 120
n-Triacontane-d62	82	60 - 120

**Laboratory Control/
Laboratory Control Duplicate Recovery Report - Batch: 580-17271**

Method: AK102 & 103
Preparation: 3550B

LCS Lab Sample ID: LCS 580-17271/2-AA
Client Matrix: Solid
Dilution: 1.0
Date Analyzed: 04/04/2007 1234
Date Prepared: 04/04/2007 0800

Analysis Batch: 580-17312
Prep Batch: 580-17271
Units: mg/Kg

Instrument ID: SEA016
Lab File ID: EP20983.D
Initial Weight/Volume: 10 g
Final Weight/Volume: 10 mL
Injection Volume:

LCSD Lab Sample ID: LCSD 580-17271/3-AA
Client Matrix: Solid
Dilution: 1.0
Date Analyzed: 04/04/2007 1300
Date Prepared: 04/04/2007 0800

Analysis Batch: 580-17312
Prep Batch: 580-17271
Units: mg/Kg

Instrument ID: SEA016
Lab File ID: EP20984.D
Initial Weight/Volume: 10 g
Final Weight/Volume: 10 mL
Injection Volume:

Analyte	<u>% Rec.</u>		Limit	RPD	RPD Limit	LCS Qual	LCSD Qual
	LCS	LCSD					
DRO (nC10-<nC25)	98	93	75 - 125	5	20		
RRO (nC25-nC36)	111	110	60 - 120	0	20		
Surrogate	LCS % Rec		LCSD % Rec		Acceptance Limits		
o-Terphenyl	96		90		60 - 120		
n-Triacontane-d62	97		98		60 - 120		

Calculations are performed before rounding to avoid round-off errors in calculated results.

Quality Control Results

Client: PND Engineers, Inc.

Job Number: 580-5372-1

Laboratory Control/ Laboratory Duplicate Data Report - Batch: 580-17271

Method: AK102 & 103
Preparation: 3550B

LCS Lab Sample ID: LCS 580-17271/2-AA Units: mg/Kg
Client Matrix: Solid
Dilution: 1.0
Date Analyzed: 04/04/2007 1234
Date Prepared: 04/04/2007 0800

LCSD Lab Sample ID: LCSD
Client Matrix: Solid
Dilution: 1.0
Date Analyzed: 04/04/2007 1300
Date Prepared: 04/04/2007 0800

Analyte	LCS Spike Amount	LCSD Spike Amount	LCS Result/Qual	LCSD Result/Qual
DRO (nC10-<nC25)	500	500	490	465
RRO (nC25-nC36)	500	500	553	551

Calculations are performed before rounding to avoid round-off errors in calculated results.

Quality Control Results

Client: PND Engineers, Inc.

Job Number: 580-5372-1

Method Blank - Batch: 580-17358

Method: 6010B
Preparation: 3050B

Lab Sample ID: MB 580-17358/19-AA
Client Matrix: Solid
Dilution: 1.0
Date Analyzed: 04/06/2007 1312
Date Prepared: 04/05/2007 1541

Analysis Batch: 580-17404
Prep Batch: 580-17358
Units: mg/Kg

Instrument ID: SEA027
Lab File ID: N/A
Initial Weight/Volume: 1.0 g
Final Weight/Volume: 50 mL

Analyte	Result	Qual	MDL	RL
Antimony	ND		0.29	2.5
Arsenic	ND		0.13	2.5
Cadmium	ND		0.026	0.25
Copper	0.23	J	0.11	0.50
Lead	0.18	J	0.12	0.75
Nickel	ND		0.088	0.50
Silver	ND		0.055	0.50
Zinc	0.60	J	0.17	1.5

**Laboratory Control/
Laboratory Control Duplicate Recovery Report - Batch: 580-17358**

Method: 6010B
Preparation: 3050B

LCS Lab Sample ID: LCS 580-17358/20-AA
Client Matrix: Solid
Dilution: 1.0
Date Analyzed: 04/06/2007 1340
Date Prepared: 04/05/2007 1541

Analysis Batch: 580-17404
Prep Batch: 580-17358
Units: mg/Kg

Instrument ID: SEA027
Lab File ID: N/A
Initial Weight/Volume: 1.0 g
Final Weight/Volume: 50 mL

LCSD Lab Sample ID: LCSD
Client Matrix: Solid
Dilution: 1.0
Date Analyzed: 04/06/2007 1344
Date Prepared: 04/05/2007 1541

Analysis Batch: 580-17404
Prep Batch: 580-17358
Units: mg/Kg

Instrument ID: SEA027
Lab File ID: N/A
Initial Weight/Volume: 1.0 g
Final Weight/Volume: 50 mL

Analyte	% Rec.		Limit	RPD	RPD Limit	LCS Qual	LCSD Qual
	LCS	LCSD					
Antimony	98	100	80 - 120	2	35		
Arsenic	101	105	80 - 120	4	35		
Cadmium	102	105	80 - 120	3	35		
Copper	111	108	80 - 120	2	35		
Lead	104	107	80 - 120	3	35		
Nickel	108	109	80 - 120	1	35		
Silver	102	102	80 - 120	0	35		
Zinc	117	116	80 - 120	0	35		

Calculations are performed before rounding to avoid round-off errors in calculated results.

Quality Control Results

Client: PND Engineers, Inc.

Job Number: 580-5372-1

**Laboratory Control/
Laboratory Duplicate Data Report - Batch: 580-17358**

**Method: 6010B
Preparation: 3050B**

LCS Lab Sample ID: LCS
Client Matrix: Solid
Dilution: 1.0
Date Analyzed: 04/06/2007 1340
Date Prepared: 04/05/2007 1541

Units: mg/Kg

LCSD Lab Sample ID: LCSD
Client Matrix: Solid
Dilution: 1.0
Date Analyzed: 04/06/2007 1344
Date Prepared: 04/05/2007 1541

Analyte	LCS Spike Amount	LCSD Spike Amount	LCS Result/Qual	LCSD Result/Qual
Antimony	150	150	147	150
Arsenic	200	200	202	210
Cadmium	5.00	5.00	5.09	5.24
Copper	25.0	25.0	27.7	27.1
Lead	50.0	50.0	52.0	53.5
Nickel	50.0	50.0	53.9	54.7
Silver	30.0	30.0	30.5	30.5
Zinc	50.0	50.0	58.4	58.2

Calculations are performed before rounding to avoid round-off errors in calculated results.

Quality Control Results

Client: PND Engineers, Inc.

Job Number: 580-5372-1

**Matrix Spike/
Matrix Spike Duplicate Recovery Report - Batch: 580-17358**

**Method: 6010B
Preparation: 3050B**

MS Lab Sample ID: 580-5372-3
Client Matrix: Solid
Dilution: 1.0
Date Analyzed: 04/06/2007 1330
Date Prepared: 04/05/2007 1541

Analysis Batch: 580-17404
Prep Batch: 580-17358

Instrument ID: SEA027
Lab File ID: N/A
Initial Weight/Volume: 1.3545 g
Final Weight/Volume: 50 mL

MSD Lab Sample ID: 580-5372-3
Client Matrix: Solid
Dilution: 1.0
Date Analyzed: 04/06/2007 1333
Date Prepared: 04/05/2007 1541

Analysis Batch: 580-17404
Prep Batch: 580-17358

Instrument ID: SEA027
Lab File ID: N/A
Initial Weight/Volume: 1.1391 g
Final Weight/Volume: 50 mL

Analyte	% Rec.		Limit	RPD	RPD Limit	MS Qual	MSD Qual
	MS	MSD					
Antimony	90	95	75 - 125	22	35		
Arsenic	102	108	75 - 125	22	35		
Cadmium	94	99	75 - 125	22	35		
Copper	116	406	75 - 125	47	35	B 4	B F
Lead	93	105	75 - 125	17	35	B	B
Nickel	94	104	75 - 125	20	35		
Silver	103	106	75 - 125	21	35		
Zinc	109	134	75 - 125	13	35	B	B F

Calculations are performed before rounding to avoid round-off errors in calculated results.

Quality Control Results

Client: PND Engineers, Inc.

Job Number: 580-5372-1

**Matrix Spike/
Matrix Spike Duplicate Data Report - Batch: 580-17358**

**Method: 6010B
Preparation: 3050B**

MS Lab Sample ID: 580-5372-3
Client Matrix: Solid
Dilution: 1.0
Date Analyzed: 04/06/2007 1330
Date Prepared: 04/05/2007 1541

Units: mg/Kg

MSD Lab Sample ID: 580-5372-3
Client Matrix: Solid
Dilution: 1.0
Date Analyzed: 04/06/2007 1333
Date Prepared: 04/05/2007 1541

Analyte	Sample Result/Qual	MS Spike Amount	MSD Spike Amount	MS Result/Qual	MSD Result/Qual
Antimony	0.93 J	185	220	167	209
Arsenic	11	247	293	262	327
Cadmium	0.16 J	6.16	7.33	5.95	7.44
Copper	150	30.8	36.6	182 B 4	294 B F
Lead	50	61.6	73.3	108 B	127 B
Nickel	29	61.6	73.3	86.9	106
Silver	ND	37.0	44.0	38.0	46.7
Zinc	150	61.6	73.3	218 B	248 B F

Matrix Duplicate - Batch: 580-17358

**Method: 6010B
Preparation: 3050B**

Lab Sample ID: 580-5372-3
Client Matrix: Solid
Dilution: 1.0
Date Analyzed: 04/06/2007 1326
Date Prepared: 04/05/2007 1541

Analysis Batch: 580-17404
Prep Batch: 580-17358
Units: mg/Kg

Instrument ID: SEA027
Lab File ID: N/A
Initial Weight/Volume: 1.1918 g
Final Weight/Volume: 50 mL

Analyte	Sample Result/Qual	Result	RPD	Limit	Qual
Antimony	0.93 J	1.14	20	35	J
Arsenic	11	13.2	18	35	
Cadmium	0.16 J	0.228	33	35	J
Copper	150	860	142	35	B F
Lead	50	54.5	8	35	B
Nickel	29	31.0	6	35	
Silver	ND	0.0981	NC	35	J
Zinc	150	263	54	35	B F

Calculations are performed before rounding to avoid round-off errors in calculated results.

Quality Control Results

Client: PND Engineers, Inc.

Job Number: 580-5372-1

Method Blank - Batch: 580-17255

Method: 7471A
Preparation: 7471A

Lab Sample ID: MB 580-17255/11-AA
Client Matrix: Solid
Dilution: 1.0
Date Analyzed: 04/03/2007 1543
Date Prepared: 04/03/2007 1350

Analysis Batch: 580-17324
Prep Batch: 580-17255
Units: mg/Kg

Instrument ID: SEA029
Lab File ID: N/A
Initial Weight/Volume: 0.5 g
Final Weight/Volume: 50 mL

Analyte	Result	Qual	MDL	RL
Mercury	ND		0.0090	0.020

**Laboratory Control/
Laboratory Control Duplicate Recovery Report - Batch: 580-17255**

Method: 7471A
Preparation: 7471A

LCS Lab Sample ID: LCS 580-17255/12-AA
Client Matrix: Solid
Dilution: 1.0
Date Analyzed: 04/03/2007 1548
Date Prepared: 04/03/2007 1350

Analysis Batch: 580-17324
Prep Batch: 580-17255
Units: mg/Kg

Instrument ID: SEA029
Lab File ID: N/A
Initial Weight/Volume: 0.5 g
Final Weight/Volume: 50 mL

LCSD Lab Sample ID: LCSD
Client Matrix: Solid
Dilution: 1.0
Date Analyzed: 04/03/2007 1553
Date Prepared: 04/03/2007 1350

Analysis Batch: 580-17324
Prep Batch: 580-17255
Units: mg/Kg

Instrument ID: SEA029
Lab File ID: N/A
Initial Weight/Volume: 0.5 g
Final Weight/Volume: 50 mL

Analyte	<u>% Rec.</u>		Limit	RPD	RPD Limit	LCS Qual	LCSD Qual
	LCS	LCSD					
Mercury	102	101	75 - 125	0	25		

Calculations are performed before rounding to avoid round-off errors in calculated results.

Quality Control Results

Client: PND Engineers, Inc.

Job Number: 580-5372-1

**Laboratory Control/
Laboratory Duplicate Data Report - Batch: 580-17255**

**Method: 7471A
Preparation: 7471A**

LCS Lab Sample ID: LCS
Client Matrix: Solid
Dilution: 1.0
Date Analyzed: 04/03/2007 1548
Date Prepared: 04/03/2007 1350

Units: mg/Kg

LCSD Lab Sample ID: LCSD
Client Matrix: Solid
Dilution: 1.0
Date Analyzed: 04/03/2007 1553
Date Prepared: 04/03/2007 1350

Analyte	LCS Spike Amount	LCSD Spike Amount	LCS Result/Qual	LCSD Result/Qual
Mercury	0.200	0.200	0.203	0.202

**Matrix Spike/
Matrix Spike Duplicate Recovery Report - Batch: 580-17255**

**Method: 7471A
Preparation: 7471A**

MS Lab Sample ID: 580-5372-3
Client Matrix: Solid
Dilution: 1.0
Date Analyzed: 04/03/2007 1632
Date Prepared: 04/03/2007 1350

Analysis Batch: 580-17324
Prep Batch: 580-17255

Instrument ID: SEA029
Lab File ID: N/A
Initial Weight/Volume: 0.5861 g
Final Weight/Volume: 50 mL

MSD Lab Sample ID: 580-5372-3
Client Matrix: Solid
Dilution: 1.0
Date Analyzed: 04/03/2007 1637
Date Prepared: 04/03/2007 1350

Analysis Batch: 580-17324
Prep Batch: 580-17255

Instrument ID: SEA029
Lab File ID: N/A
Initial Weight/Volume: 0.5763 g
Final Weight/Volume: 50 mL

Analyte	<u>% Rec.</u>		Limit	RPD	RPD Limit	MS Qual	MSD Qual
	MS	MSD					
Mercury	83	-108	75 - 125	42	35	4	4

Calculations are performed before rounding to avoid round-off errors in calculated results.

Quality Control Results

Client: PND Engineers, Inc.

Job Number: 580-5372-1

Matrix Spike/ Matrix Spike Duplicate Data Report - Batch: 580-17255

Method: 7471A
Preparation: 7471A

MS Lab Sample ID: 580-5372-3
Client Matrix: Solid
Dilution: 1.0
Date Analyzed: 04/03/2007 1632
Date Prepared: 04/03/2007 1350

Units: mg/Kg

MSD Lab Sample ID: 580-5372-3
Client Matrix: Solid
Dilution: 1.0
Date Analyzed: 04/03/2007 1637
Date Prepared: 04/03/2007 1350

Analyte	Sample Result/Qual	MS Spike Amount	MSD Spike Amount	MS Result/Qual	MSD Result/Qual
Mercury	1.3	0.285	0.290	1.58 4	1.03 4

Matrix Duplicate - Batch: 580-17255

Method: 7471A
Preparation: 7471A

Lab Sample ID: 580-5372-3
Client Matrix: Solid
Dilution: 1.0
Date Analyzed: 04/03/2007 1627
Date Prepared: 04/03/2007 1350

Analysis Batch: 580-17324
Prep Batch: 580-17255
Units: mg/Kg

Instrument ID: SEA029
Lab File ID: N/A
Initial Weight/Volume: 0.5849 g
Final Weight/Volume: 50 mL

Analyte	Sample Result/Qual	Result	RPD	Limit	Qual
Mercury	1.3	1.24	8	35	

Calculations are performed before rounding to avoid round-off errors in calculated results.

Quality Control Results

Client: PND Engineers, Inc.

Job Number: 580-5372-1

Method Blank - Batch: 580-16985

Method: 160.4
Preparation: N/A

Lab Sample ID: MB 580-16985/1
Client Matrix: Solid
Dilution: 1.0
Date Analyzed: 03/26/2007 1117
Date Prepared: N/A

Analysis Batch: 580-16985
Prep Batch: N/A
Units: %

Instrument ID: No Equipment Assigned
Lab File ID: N/A
Initial Weight/Volume:
Final Weight/Volume:

Analyte	Result	Qual	RL	RL
Total Volatile Solids	ND		0.010	0.010

Matrix Duplicate - Batch: 580-16985

Method: 160.4
Preparation: N/A

Lab Sample ID: 580-5372-4
Client Matrix: Solid
Dilution: 1.0
Date Analyzed: 03/26/2007 1117
Date Prepared: N/A

Analysis Batch: 580-16985
Prep Batch: N/A
Units: %

Instrument ID: No Equipment Assigned
Lab File ID: N/A
Initial Weight/Volume:
Final Weight/Volume:

Analyte	Sample Result/Qual	Result	RPD	Limit	Qual
Total Volatile Solids	2.5	2.92	15	20	

Calculations are performed before rounding to avoid round-off errors in calculated results.

DATA REPORTING QUALIFIERS

Client: PND Engineers, Inc.

Job Number: 580-5372-1

Lab Section	Qualifier	Description
GC/MS VOA		
	X	Surrogate exceeds the control limits
GC/MS Semi VOA		
	B	Compound was found in the blank and sample.
	*	LCS or LCSD exceeds the control limits
	J	Result is less than the RL but greater than or equal to the MDL and the concentration is an approximate value.
	X	Surrogate exceeds the control limits
GC VOA		
	B	Compound was found in the blank and sample.
	J	Result is less than the RL but greater than or equal to the MDL and the concentration is an approximate value.
	X	Surrogate exceeds the control limits
GC Semi VOA		
	J	Result is less than the RL but greater than or equal to the MDL and the concentration is an approximate value.
	X	Surrogate exceeds the control limits

DATA REPORTING QUALIFIERS

Client: PND Engineers, Inc.

Job Number: 580-5372-1

Lab Section	Qualifier	Description
Metals		
	B	Compound was found in the blank and sample.
	F	Duplicate RPD exceeds the control limit
	F	MS or MSD exceeds the control limits
	4	MS, MSD: The analyte present in the original sample is 4 times greater than the matrix spike concentration; therefore, control limits are not applicable.
	J	Result is less than the RL but greater than or equal to the MDL and the concentration is an approximate value.
	F	RPD of the MS and MSD exceeds the control limits

STL Seattle
 5755 8th Street E.
 Tacoma, WA 98424
 Tel. 253-922-2310
 Fax 253-922-5047
 www.stl-inc.com

Chain of
 Custody Record

SEVERN
 TRENT

A.9.C

STL®

Client: **PND Engineers** Project Manager: **Jennifer Lyndberg** Date: **3/21/07** Chain of Custody Number: **22915**
 Address: **1506 W 36th Ave** Telephone Number (Area Code)/Fax Number: **907-561-1011 / 907-563-4220** Lab Number: **5372** Page: **1** of **2**
 City: **Anchorage AK 99503** Site Contact: **Katie** Lab Contact: **Katie** Analysis (Attach list if more space is needed)

Sample I.D. and Location/Description (Containers for each sample may be combined on one line)	Date	Time	Matrix						Containers & Preservatives				Special Instructions/ Conditions of Receipt					
			Aqueous	Sed.	Soil	Unpres.	H2SO4	HNO3	HCl	NaOH	ZnAc/NaOH	Meq						
1 PND07-10	3/21/07	1003	X								X	X	X	X				
2 PND07-10		1003	X								X	X	X	X				
3 PND07-10		1014	X								X	X	X	X				
4 PND07-9		1037	X								X	X	X	X				
5 PND07-9		1039	X								X	X	X	X				
6 PND07-9		1048	X								X	X	X	X				not tared Jar
7 PND07-9		1050	X								X	X	X	X				Rec'd BLEN
8 PND07-11		1026	X								X	X	X	X				
9 PND07-11		1030	X								X	X	X	X				
10 PND07-11		1035	X								X	X	X	X				
11 PND07-8		1109	X								X	X	X	X				
12 PND07-8		1111	X								X	X	X	X				

Possible Hazard Identification: Non-Hazard Flammable Skin Irritant Poison B Unknown Disposal By Lab Return To Client Archive For 6 Months (A fee may be assessed if samples are retained longer than 1 month)

QC Requirements (Specify):

1. Relinquished By: [Signature] Date: 3/21/07 Time: 1316
 2. Relinquished By: _____ Date: _____ Time: _____
 3. Relinquished By: _____ Date: _____ Time: _____

Comments: *** RUSH TVS. Hold Rest for direction * * Run GLO/BTEX Wkta**

DISTRIBUTION: WHITE - Stays with the Samples; CANARY - Returned to Client with Report; PINK - Field Copy

STL Seattle
5755 8th Street E.
Tacoma, WA 98424
Tel. 253-922-2310
Fax 253-922-5047
www.stl-inc.com



Chain of Custody Record

4.9°C

Client PND Engineers	Project Manager Sennifer Lundberg	Date 3/21/07	Chain of Custody Number 22916
Address 1506 W 36th Ave	Telephone Number (Area Code)/Fax Number 907-561-0011 / 907-563-4220	Lab Number 5372	Page 2 of 2
City Anchorage AK 99503	Site Contact Entire	Analysis (Attach list if more space is needed)	
Project Name and Location (State) Old Deakles Harbor (AK)	Carrier/Waybill Number	Special Instructions/ Conditions of Receipt	

Sample I.D. and Location/Description (Containers for each sample may be combined on one line)	Date	Time	Matrix					Containers & Preservatives																																	
			Air	Aqueous	Sed.	Soil	Unpres.	H2SO4	HNO3	HCl	NaOH	ZnAc/NaOH																													
PND07-8	3/21/07	1114			X												X	DRY W/	X	STAT Methods	X	Nercury	X	As/Red																	

Cooler <input type="checkbox"/> Yes <input type="checkbox"/> No Cooler Temp. _____ Turn Around Time Required (business days) <input type="checkbox"/> 24 Hours <input type="checkbox"/> 48 Hours <input type="checkbox"/> 5 Days <input type="checkbox"/> 10 Days <input type="checkbox"/> 15 Days <input checked="" type="checkbox"/> Other Hold for 10 days	Possible Hazard Identification <input type="checkbox"/> Non-Hazard <input type="checkbox"/> Flammable <input type="checkbox"/> Skin Irritant <input type="checkbox"/> Poison B <input checked="" type="checkbox"/> Unknown	Sample Disposal <input type="checkbox"/> Disposal By Lab <input checked="" type="checkbox"/> Archive For 6 Months <input type="checkbox"/> Return To Client	QC Requirements (Specify) 1. Received By Date 3/21/07 Time 1316 2. Received By _____ 3. Received By _____
---	---	--	---

Comments

LOGIN SAMPLE RECEIPT CHECK LIST

Client: PND Engineers, Inc.

Job Number: 580-5372-1

Login Number: 5372

Question	T/F/NA	Comment
Radioactivity either was not measured or, if measured, is at or below background	NA	
The cooler's custody seal, if present, is intact.	NA	
The cooler or samples do not appear to have been compromised or tampered with.	NA	
Samples were received on ice.	NA	
Cooler Temperature is acceptable.	NA	
Cooler Temperature is recorded.	NA	
COC is present.	NA	
COC is filled out in ink and legible.	NA	
COC is filled out with all pertinent information.	NA	
There are no discrepancies between the sample IDs on the containers and the COC.	NA	
Samples are received within Holding Time.	NA	
Sample containers have legible labels.	NA	
Containers are not broken or leaking.	NA	
Sample collection date/times are provided.	NA	
Appropriate sample containers are used.	NA	
Sample bottles are completely filled.	NA	
There is sufficient vol. for all requested analyses, incl. any requested MS/MSDs	NA	
VOA sample vials do not have headspace or bubble is <6mm (1/4") in diameter.	NA	
If necessary, staff have been informed of any short hold time or quick TAT needs	NA	
Multiphasic samples are not present.	NA	
Samples do not require splitting or compositing.	NA	

DATA DELIVERABLES PACKAGE

VOLATILE AROMATIC HYDROCARBONS DATA PACKAGE

SAMPLE DATA

Data Path : E:\1\data\03272007\
 Data File : ar0005951.D
 Acq On : 27 Mar 2007 7:59 pm
 Operator : frz
 Sample : 580-5372-E-1-A
 Misc : BT=Sea041032707a
 ALS Vial : 24 Sample Multiplier: 1

Quant Time: Mar 29 10:07:12 2007
 Quant Method : E:\1\methods\RBCA_03162007.M
 Quant Title : SEA041: RBCA plus by 8260B 01-26-2007
 QLast Update : Fri Mar 16 15:09:56 2007
 Response via : Initial Calibration

Internal Standards	R.T.	QIon	Response	Conc	Units	Dev(Min)
1) 1,4-Difluorobenzene (I)	6.068	114	1720025	100.00	ug/L	0.00

System Monitoring Compounds

2) Fluorobenzene (Surr)	5.928	96	1966971	100.45	ug/L	0.00
3) Trifluorotoluene (Surr)	6.669	146	485378	53.14	ug/L	0.00
Spiked Amount	100.000	Range	82 - 120	Recovery	=	53.14%#
4) Toluene-d8 (Surr)	7.593	98	2023783	104.08	ug/L	0.01
Spiked Amount	100.000			Recovery	=	104.08%
5) Ethylbenzene-d10 (Surr)	8.922	98	2502026	102.82	ug/L	-0.01
Spiked Amount	100.000			Recovery	=	102.82%
6) 4-Bromofluorobenzene (...)	9.986	174	617587	107.54	ug/L	0.00
Spiked Amount	100.000	Range	84 - 135	Recovery	=	107.54%


Target Compounds

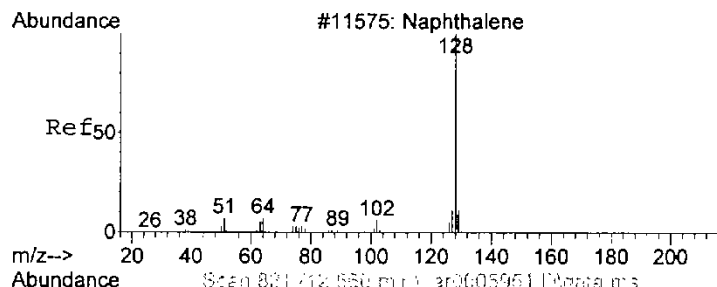
	R.T.	QIon	Response	Conc	Units	Qvalue
21) Naphthalene	12.560	128	819	0.24	ug/L #	73

(#) = qualifier out of range (m) = manual integration (+) = signals summed

Data Path : E:\1\data\03272007\
Data File : ar0005951.D
Acq On : 27 Mar 2007 7:59 pm
Operator : frz
Sample : 580-5372-E-1-A
Misc : BT=Sea041032707a
ALS Vial : 24 Sample Multiplier: 1

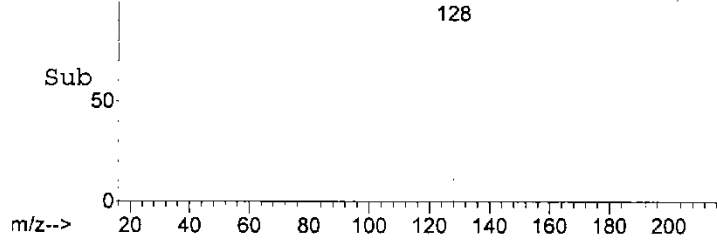
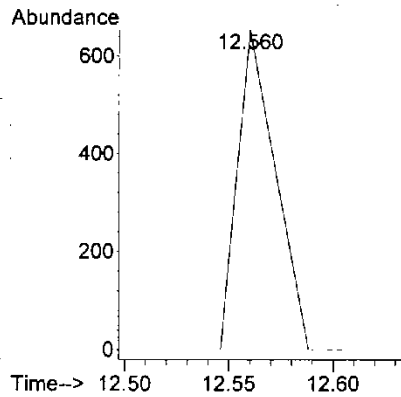
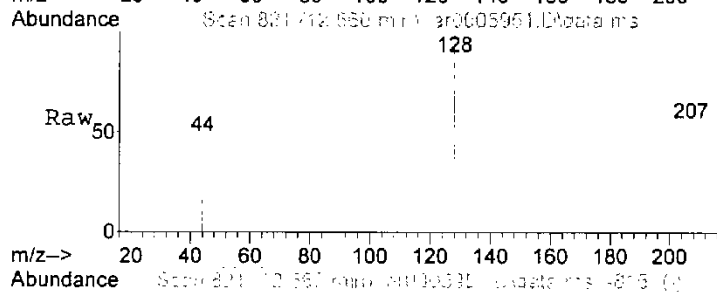
Quant Time: Mar 29 10:07:12 2007
Quant Method : E:\1\methods\RBCA_03162007.M
Quant Title : SEA041: RBCA plus by 8260B 01-26-2007
QLast Update : Fri Mar 16 15:09:56 2007
Response via : Initial Calibration





#21
 Naphthalene
 Concen: 0.24 ug/L
 RT: 12.560 min Scan# 821
 Delta R.T. -0.014 min
 Lab File: ar0005951.D
 Acq: 27 Mar 2007 7:59 pm

Tgt Ion	Ratio	Lower	Upper
128	100		
127	0.0	9.8	14.6#
102	0.0	5.9	8.9#



Data File Name ar0005951.D
Data File Path E:\1\data\03272007\
Operator frz
Date Acquired 3/27/2007 19:59
Acq. Method File GBTEX.M
Sample Name 580-5372-E-1-A
Instrument Name Instrument #1

Name	Target Response	25ug/L I-Cal Std.	%R relative to 5.0 ug/L I-Cal	PASS/FAIL
1,4-Difluorobenzene (I)	1720025	1462074	118	pass

Data Path : E:\1\data\03272007\
 Data File : ar0005952.D
 Acq On : 27 Mar 2007 8:21 pm
 Operator : frz
 Sample : 580-5372-D-2-A
 Misc : BT=Sea041032707a
 ALS Vial : 25 Sample Multiplier: 1


Quant Time: Mar 29 10:07:20 2007
 Quant Method : E:\1\methods\RBCA_03162007.M
 Quant Title : SEA041: RBCA plus by 8260B 01-26-2007
 QLast Update : Fri Mar 16 15:09:56 2007
 Response via : Initial Calibration

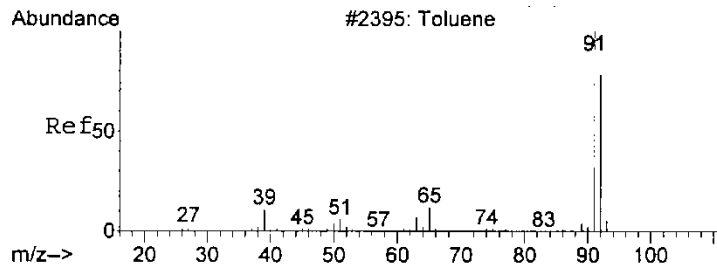
Internal Standards	R.T.	QIon	Response	Conc	Units	Dev(Min)
1) 1,4-Difluorobenzene (I)	6.054	114	1705241	100.00	ug/L	-0.01
System Monitoring Compounds						
2) Fluorobenzene (Surr)	5.928	96	1952981	100.60	ug/L	0.00
3) Trifluorotoluene (Surr)	6.670	146	260619	28.78	ug/L	0.00
Spiked Amount	100.000	Range 82 - 120	Recovery	=	28.78%#	
4) Toluene-d8 (Surr)	7.579	98	2020361	104.81	ug/L	0.00
Spiked Amount	100.000		Recovery	=	104.81%	
5) Ethylbenzene-d10 (Surr)	8.922	98	2499642	103.62	ug/L	-0.01
Spiked Amount	100.000		Recovery	=	103.62%	
6) 4-Bromofluorobenzene (...)	9.986	174	618910	108.71	ug/L	0.00
Spiked Amount	100.000	Range 84 - 135	Recovery	=	108.71%	
Target Compounds						
12) Toluene	7.649	92	2327	0.18	ug/L #	30
21) Naphthalene	12.560	128	766	0.23	ug/L #	73

(#) = qualifier out of range (m) = manual integration (+) = signals summed

Data Path : E:\1\data\03272007\
Data File : ar0005952.D
Acq On : 27 Mar 2007 8:21 pm
Operator : frz
Sample : 580-5372-D-2-A
Misc : BT=Sea041032707a
ALS Vial : 25 Sample Multiplier: 1

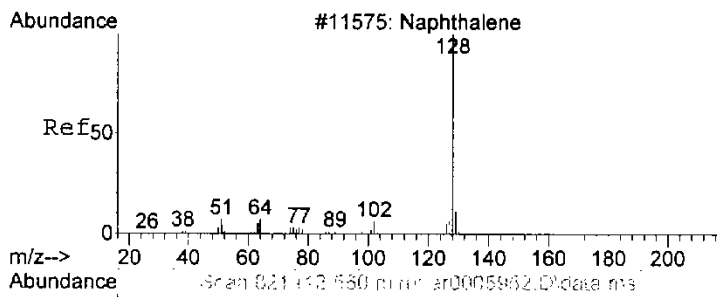
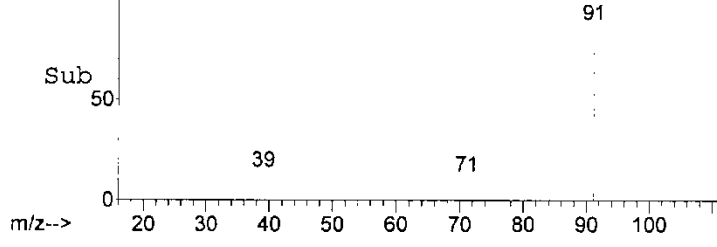
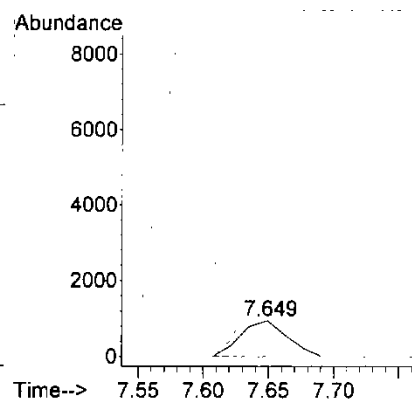
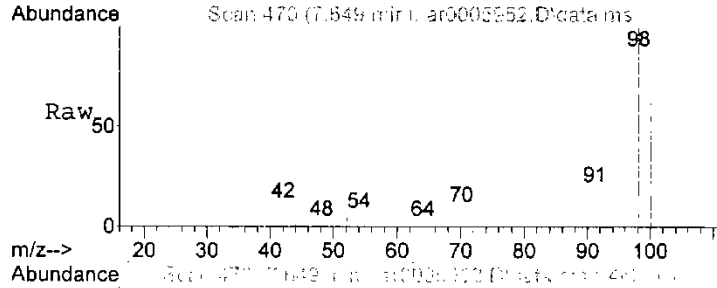
Quant Time: Mar 29 10:07:20 2007
Quant Method : E:\1\methods\RBCA_03162007.M
Quant Title : SEA041: RBCA plus by 8260B 01-26-2007
QLast Update : Fri Mar 16 15:09:56 2007
Response via : Initial Calibration





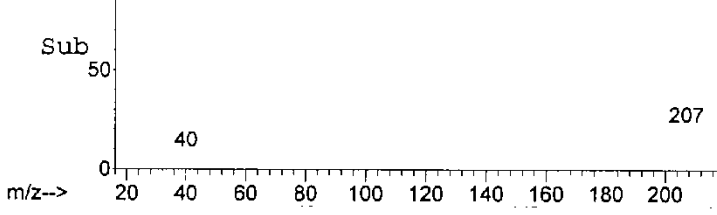
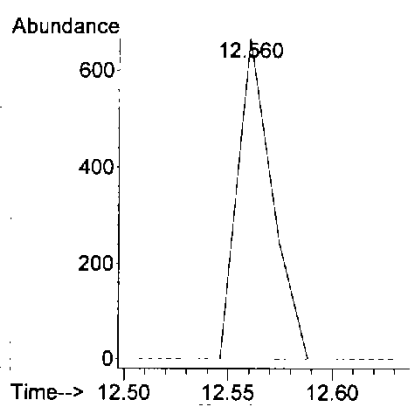
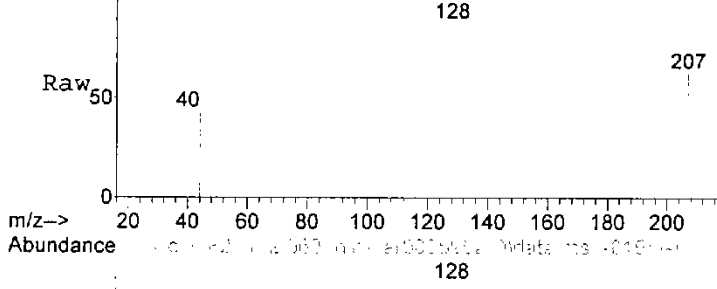
#12
 Toluene
 Concen: 0.18 ug/L
 RT: 7.649 min Scan# 470
 Delta R.T. 0.000 min
 Lab File: ar0005952.D
 Acq: 27 Mar 2007 8:21 pm

Tgt Ion	Resp	Lower	Upper
92	2327		
91	175.6	136.1	196.1
62	687.3	0.0	35.3#



#21
 Naphthalene
 Concen: 0.23 ug/L
 RT: 12.560 min Scan# 821
 Delta R.T. -0.014 min
 Lab File: ar0005952.D
 Acq: 27 Mar 2007 8:21 pm

Tgt Ion	Resp	Lower	Upper
128	766		
127	0.0	9.8	14.6#
102	0.0	5.9	8.9#



Data File Name ar0005952.D
Data File Path E:\1\data\03272007\
Operator frz
Date Acquired 3/27/2007 20:21
Acq. Method File GBTEX.M
Sample Name 580-5372-D-2-A
Instrument Name Instrument #1

Name	Target Response	25ug/L I-Cal Std.	%R relative to 5.0 ug/L I-Cal	PASS/FAIL
1,4-Difluorobenzene (I)	1705241	1462074	117	pass

Data Path : E:\1\data\03272007\
Data File : ar0005953.D
Acq On : 27 Mar 2007 8:43 pm
Operator : frz
Sample : 580-5372-D-3-A
Misc : BT=Sea041032707a
ALS Vial : 26 Sample Multiplier: 1

Quant Time: Mar 29 10:07:28 2007
Quant Method : E:\1\methods\RBCA_03162007.M
Quant Title : SEA041: RBCA plus by 8260B 01-26-2007
QLast Update : Fri Mar 16 15:09:56 2007
Response via : Initial Calibration

Internal Standards	R.T.	QIon	Response	Conc	Units	Dev(Min)
1) 1,4-Difluorobenzene (I)	6.054	114	1622951	100.00	ug/L	-0.01

System Monitoring Compounds

2) Fluorobenzene (Surr)	5.914	96	1862483	100.80	ug/L	-0.01
3) Trifluorotoluene (Surr)	6.670	146	252072	29.25	ug/L	0.00
Spiked Amount	100.000	Range 82 - 120	Recovery	=	29.25%#	
4) Toluene-d8 (Surr)	7.579	98	1856875	101.21	ug/L	0.00
Spiked Amount	100.000		Recovery	=	101.21%	
5) Ethylbenzene-d10 (Surr)	8.922	98	2386343	103.93	ug/L	-0.01
Spiked Amount	100.000		Recovery	=	103.93%	
6) 4-Bromofluorobenzene (...)	9.986	174	589463	108.79	ug/L	0.00
Spiked Amount	100.000	Range 84 - 135	Recovery	=	108.79%	


Target Compounds

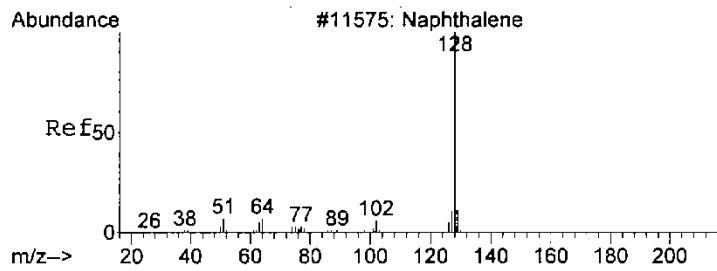
	R.T.	QIon	Response	Conc	Units	Qvalue
21) Naphthalene	12.560	128	178	0.20	ug/L #	73

(#) = qualifier out of range (m) = manual integration (+) = signals summed

Data Path : E:\1\data\03272007\
Data File : ar0005953.D
Acq On : 27 Mar 2007 8:43 pm
Operator : frz
Sample : 580-5372-D-3-A
Misc : BT=Sea041032707a
ALS Vial : 26 Sample Multiplier: 1

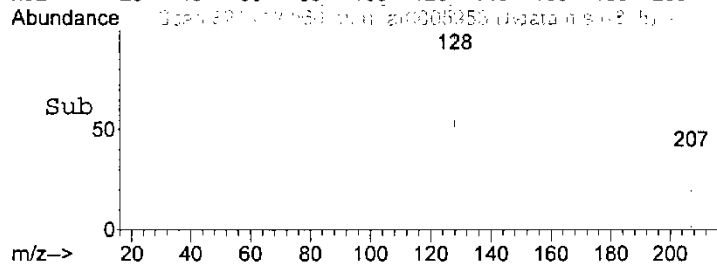
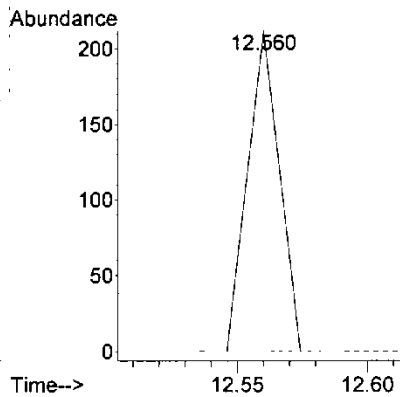
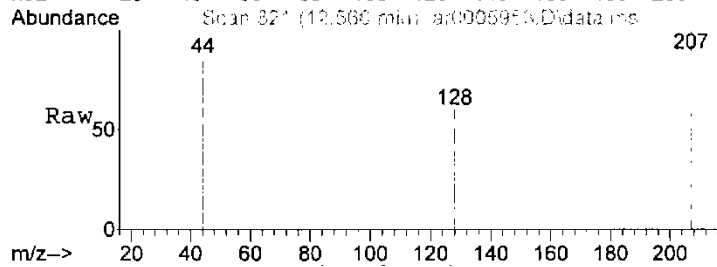
Quant Time: Mar 29 10:07:28 2007
Quant Method : E:\1\methods\RBCA_03162007.M
Quant Title : SEA041: RBCA plus by 8260B 01-26-2007
QLast Update : Fri Mar 16 15:09:56 2007
Response via : Initial Calibration





#21
 Naphthalene
 Concen: 0.20 ug/L
 RT: 12.560 min Scan# 821
 Delta R.T. -0.014 min
 Lab File: ar0005953.D
 Acq: 27 Mar 2007 8:43 pm

Tgt Ion	Ratio	Lower	Upper
128	100		
127	0.0	9.8	14.6#
102	0.0	5.9	8.9#



Data File Name ar0005953.D
Data File Path E:\1\data\03272007\
Operator frz
Date Acquired 3/27/2007 20:43
Acq. Method File GBTEX.M
Sample Name 580-5372-D-3-A
Instrument Name Instrument #1

Name	Target Response	25ug/L I-Cal Std.	%R relative to 5.0 ug/L I-Cal	PASS/FAIL
1,4-Difluorobenzene (I)	1622951	1462074	111	pass

Data Path : E:\1\data\03272007\
 Data File : ar0005954.D
 Acq On : 27 Mar 2007 9:06 pm
 Operator : frz
 Sample : 580-5372-D-4-A
 Misc : BT=Sea041032707a
 ALS Vial : 27 Sample Multiplier: 1

Quant Time: Mar 29 10:07:37 2007
 Quant Method : E:\1\methods\RBCA_03162007.M
 Quant Title : SEA041: RBCA plus by 8260B 01-26-2007
 QLast Update : Fri Mar 16 15:09:56 2007
 Response via : Initial Calibration

Internal Standards	R.T.	QIon	Response	Conc	Units	Dev(Min)
1) 1,4-Difluorobenzene (I)	6.054	114	1548567	100.00	ug/L	-0.01

System Monitoring Compounds

2) Fluorobenzene (Surr)	5.928	96	1794126	101.77	ug/L	0.00
3) Trifluorotoluene (Surr)	6.670	146	457270	55.60	ug/L	0.00
Spiked Amount 100.000	Range	82 - 120	Recovery	=	55.60%#	
4) Toluene-d8 (Surr)	7.579	98	1831775	104.64	ug/L	0.00
Spiked Amount 100.000			Recovery	=	104.64%	
5) Ethylbenzene-d10 (Surr)	8.922	98	2300454	105.01	ug/L	-0.01
Spiked Amount 100.000			Recovery	=	105.01%	
6) 4-Bromofluorobenzene (...)	9.986	174	562530	108.80	ug/L	0.00
Spiked Amount 100.000	Range	84 - 135	Recovery	=	108.80%	


Target Compounds

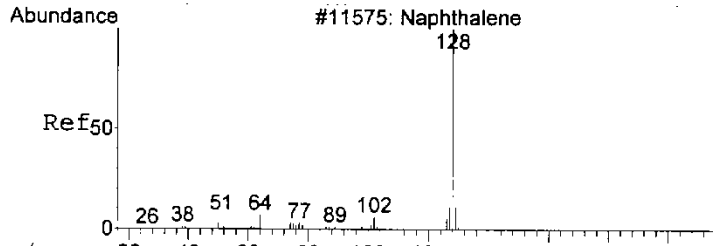
21) Naphthalene	12.560	128	536	0.22	ug/L	Qvalue # 73
-----------------	--------	-----	-----	------	------	-------------

(#) = qualifier out of range (m) = manual integration (+) = signals summed

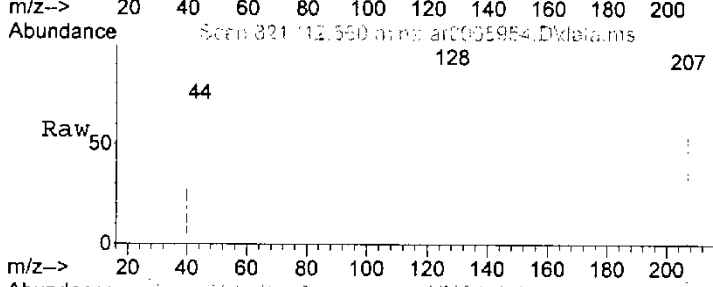
Data Path : E:\1\data\03272007\
Data File : ar0005954.D
Acq On : 27 Mar 2007 9:06 pm
Operator : frz
Sample : 580-5372-D-4-A
Misc : BT=Sea041032707a
ALS Vial : 27 Sample Multiplier: 1

Quant Time: Mar 29 10:07:37 2007
Quant Method : E:\1\methods\RBCA_03162007.M
Quant Title : SEA041: RBCA plus by 8260B 01-26-2007
QLast Update : Fri Mar 16 15:09:56 2007
Response via : Initial Calibration

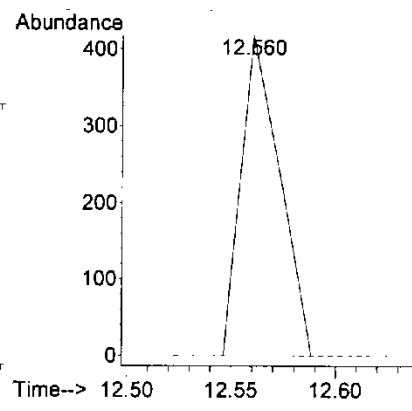
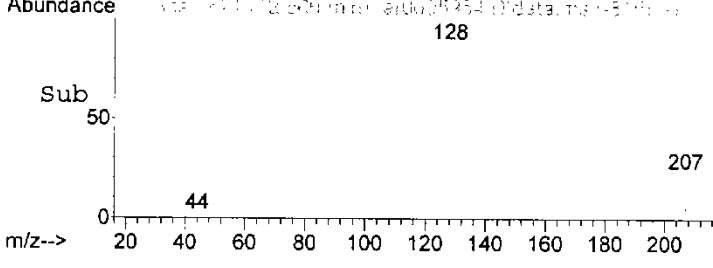




#21
 Naphthalene
 Concen: 0.22 ug/L
 RT: 12.560 min Scan# 821
 Delta R.T. -0.014 min
 Lab File: ar0005954.D
 Acq: 27 Mar 2007 9:06 pm



Tgt Ion	Ratio	Resp	Lower	Upper
128	100	536		
127	0.0		9.8	14.6#
102	0.0		5.9	8.9#



Data File Name ar0005954.D
Data File Path E:\1\data\03272007\
Operator frz
Date Acquired 3/27/2007 21:06
Acq. Method File GBTEX.M
Sample Name 580-5372-D-4-A
Instrument Name Instrument #1

Name	Target Response	25ug/L I-Cal Std.	%R relative to 5.0 ug/L I-Cal	PASS/FAIL
1,4-Difluorobenzene (I)	1548567	1462074	106	pass

INITIAL CALIBRATION

Sequence Log

Directory : q:\2\data\03162007

#	Filename	Sample Name	Date/Time
1	gx0005707.d	rinse/tune	03/16/07 10:13
2	gx0005708.d	rinse/tune	03/16/07 10:36
3	gx0005709.d	btex ical 0.2	03/16/07 10:58
4	gx0005710.d	btex ical 0.5	03/16/07 11:21
5	gx0005711.d	btex ical 1	03/16/07 11:43
6	gx0005712.d	btex ical 5	03/16/07 12:06
7	gx0005713.d	btex ical 10	03/16/07 12:28
8	gx0005714.d	btex ical 25	03/16/07 12:50
9	gx0005715.d	btex ical 50	03/16/07 13:13
10	gx0005716.d	btex ical 75	03/16/07 13:35
11	gx0005717.d	btex ical 100	03/16/07 13:58
12	gx0005718.d	btex ical 200	03/16/07 14:20
13	gx0005719.d	rinse	03/16/07 14:43
14	gx0005720.d	rinse/tune	03/16/07 15:05
15	gx0005721.d	btex icv 25	03/16/07 15:27
16	gx0005722.d	rt std	03/16/07 15:50
17	gx0005723.d	rinse/tune	03/16/07 16:12
18	gx0005724.d	rinse/tune	03/16/07 16:35
19	gx0005725.d	gro ical 50	03/16/07 16:57
20	gx0005726.d	gro ical 100	03/16/07 17:20
21	gx0005727.d	gro ical 250	03/16/07 17:42
22	gx0005728.d	gro ical 500	03/16/07 18:04
23	gx0005729.d	gro ical 1000	03/16/07 18:27
24	gx0005730.d	gro ical 5000	03/16/07 18:49
25	gx0005731.d	gro ical 10000	03/16/07 19:11
26	gx0005732.d	gro ical 15000	03/16/07 19:34
27	gx0005733.d	gro ical 25000	03/16/07 19:56
28	gx0005734.d	rinse/tune	03/16/07 20:19
29	gx0005735.d	gro icv 1100	03/16/07 20:41
30	gx0005736.d	rinse/tune	03/16/07 21:03

①
3/22/2007

Method Path : E:\1\methods\
Method File : RBCA_03162007.M
Title : SEA041: RBCA plus by 8260B 01-26-2007
Last Update : Fri Mar 16 15:09:56 2007
Response Via : Initial Calibration

Calibration Files

.2 =AR0005709.D .5 =AR0005710.D 1.0 =AR0005711.D 5.0 =AR0005712.D 10 =AR0005713.D 25 =AR0005714.D
50 =AR0005715.D 75 =AR0005716.D 100 =AR0005717.D 200 =AR0005718.D

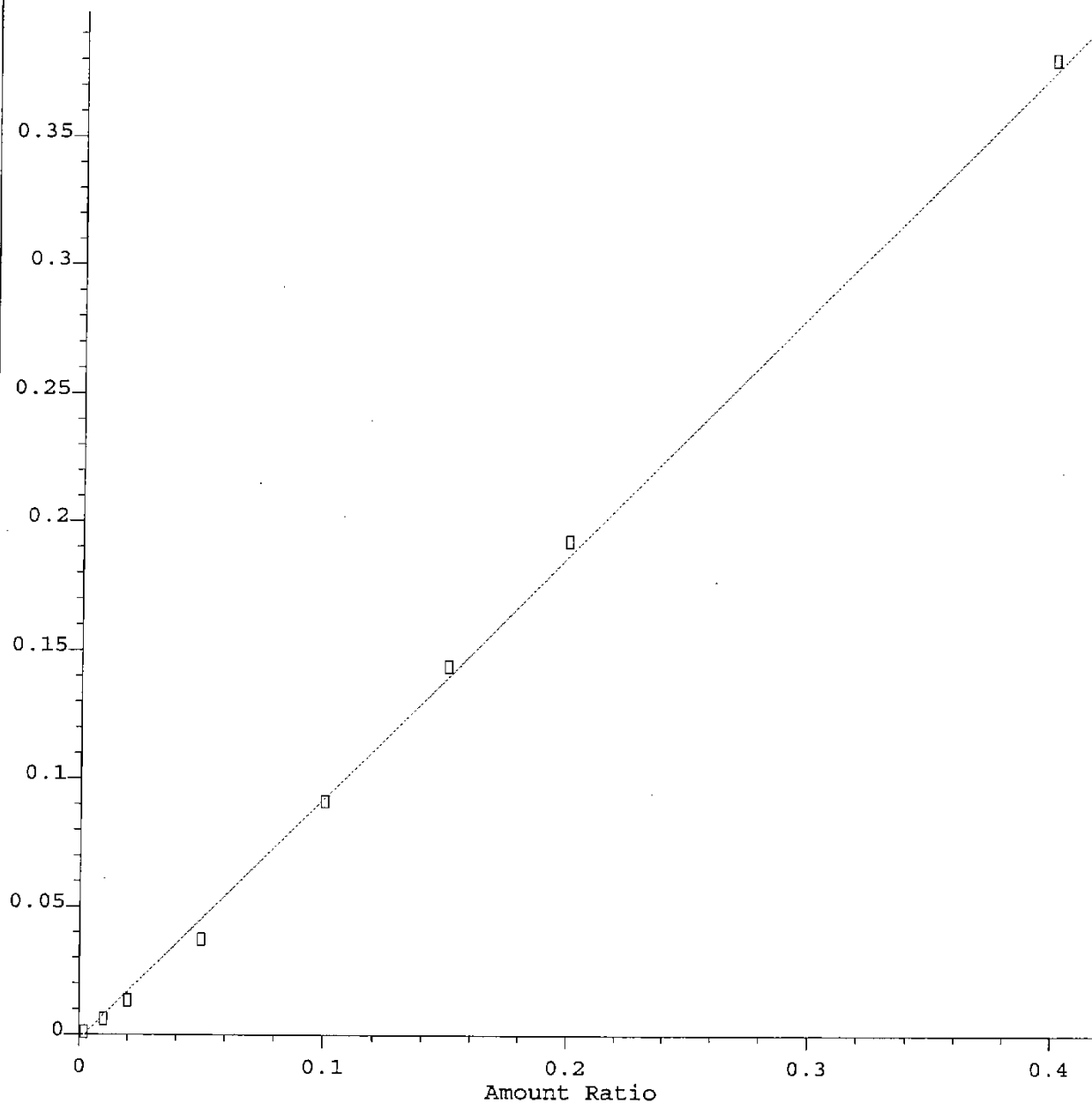
Compound	.2	.5	1.0	5.0	10	25	50	75	100	200	AVG	%RSD
1) I 1,4-Difluorobenzen...												
2) S Fluorobenzene ...	1.183	1.118	1.127	1.114	1.140	1.141	1.139	1.146	1.138	1.138	1.138	1.87
3) S Trifluorotoluene...	0.539	0.503	0.513	0.511	0.521	0.541	0.558	0.563	0.531	0.531	0.531	4.25
4) S Toluene-d8 (Surr)	1.147	1.082	1.101	1.090	1.135	1.142	1.166	1.180	1.130	1.130	1.130	3.16
5) S Ethylbenzene-d...	1.396	1.344	1.399	1.381	1.429	1.443	1.463	1.462	1.415	1.415	1.415	2.96
6) S 4-Bromofluorob...	0.303	0.295	0.316	0.323	0.337	0.355	0.363	0.380	0.334	0.334	0.334	9.01
7) mt MTBE	0.790	0.899	0.881	0.813	0.813	0.806	0.722	0.551	0.784	0.784	0.784	13.87
8) T Hexane	0.088	0.124	0.133	0.136	0.140	0.143	0.146	0.139	0.133	0.133	0.133	13.31
9) Cyclohexane	0.302	0.343	0.369	0.351	0.357	0.371	0.381	0.390	0.328	0.355	0.355	7.76
10) mt Benzene	1.053	1.189	1.144	1.068	1.095	1.118	1.152	1.154	1.140	1.096	1.121	3.80
11) mt 1,2-Dichloroet...	0.349	0.420	0.410	0.287	0.202	0.111					0.296	41.15
12) mt Toluene	0.574	0.734	0.745	0.725	0.732	0.758	0.794	0.810	0.808	0.775	0.745	9.10
13) 1,2-Dibromoethane	0.217	0.222	0.236	0.252	0.259	0.275	0.284	0.284	0.287	0.257	0.257	10.66
14) mt Ethylbenzene	1.137	1.371	1.436	1.405	1.432	1.477	1.522	1.543	1.537	1.502	1.436	8.36
15) mt m&p-Xylene	0.357	0.494	0.492	0.507	0.524	0.549	0.592	0.612	0.611	0.579	0.532	14.49
16) mt o-Xylene	0.812	0.961	0.979	1.040	1.082	1.131	1.196	1.218	1.212	1.183	1.081	12.37
17) mt Isopropylbenzene	0.926	0.982	1.086	1.144	1.193	1.290	1.310	1.304	1.314	1.172	1.172	12.64
18) mt n-propylbenzene	0.969	1.339	1.327	1.393	1.446	1.508	1.609	1.645	1.640	1.590	1.447	14.29
19) 1,3,5-Trimethy...	0.834	0.830	0.955	0.989	1.036	1.123	1.133	1.147	1.148	1.021	1.021	12.57
20) 1,2,4-Trimethy...	0.794	0.822	0.931	0.996	1.042	1.150	1.159	1.169	1.171	1.026	1.026	14.62
21) mt Naphthalene	0.528	0.611	0.666	0.745	0.912	0.959	0.961	0.950	0.961	0.791	0.791	22.22

1,2-DCE not valid
qualitative use
only
Jing
4/17/07

(#) = Out of Range

Naphthalene

Response Ratio



Resp Ratio = $9.43e-001 * Amt - 1.75e-003$
Coef of Det (r^2) = 0.996 Curve Fit: wlr(1/a)

Method Name: E:\1\methods\RBCA_03162007.M
Calibration Table Last Updated: Fri Mar 16 15:09:56 2007

Data Path : E:\1\data\03162007\
 Data File : AR0005709.D
 Acq On : 16 Mar 2007 11:58 am
 Operator : frz
 Sample : btex ical 0.2
 Misc : 1369-56-01
 ALS Vial : 3 Sample Multiplier: 1

Quant Time: Apr 02 10:53:10 2007
 Quant Method : E:\1\methods\RBCA_03162007.M
 Quant Title : SEA041: RBCA plus by 8260B 01-26-2007
 QLast Update : Fri Mar 16 15:09:56 2007
 Response via : Initial Calibration

Internal Standards	R.T.	QIon	Response	Conc	Units	Dev(Min)
1) 1,4-Difluorobenzene (I)	6.054	114	1579774	100.00	ug/L	-0.01

System Monitoring Compounds

2) Fluorobenzene (Surr)	5.928	96	3704	0.21	ug/L	0.00
3) Trifluorotoluene (Surr)	6.669	146	1393	0.17	ug/L	0.00
Spiked Amount 100.000	Range	82 - 120	Recovery	=	0.17%#	
4) Toluene-d8 (Surr)	7.579	98	3694	0.21	ug/L	0.00
Spiked Amount 100.000			Recovery	=	0.21%	
5) Ethylbenzene-d10 (Surr)	8.922	98	5647	0.25	ug/L	-0.01
Spiked Amount 100.000			Recovery	=	0.25%	
6) 4-Bromofluorobenzene (...)	9.986	174	2333	0.44	ug/L	0.00
Spiked Amount 100.000	Range	84 - 135	Recovery	=	0.44%#	


Target Compounds

						Qvalue
7) MTBE	3.465	73	2495	0.20	ug/L #	100
9) Cyclohexane	5.228	56	955	0.17	ug/L #	66
10) Benzene	5.606	78	3328	0.19	ug/L #	70
11) 1,2-Dichloroethane	5.648	62	1102	0.24	ug/L #	41
12) Toluene	7.649	92	1815	0.15	ug/L #	90
13) 1,2-Dibromoethane	8.502	107	310	0.08	ug/L #	47
14) Ethylbenzene	9.006	91	3593	0.16	ug/L #	76
15) m&p-Xylene	9.104	106	2253	0.27	ug/L	75
16) o-Xylene	9.496	91	2565	0.15	ug/L #	82
17) Isopropylbenzene	9.818	105	2533	0.14	ug/L #	84
18) n-propylbenzene	10.181	91	3061	0.13	ug/L #	88
19) 1,3,5-Trimethylbenzene	10.321	105	1862	0.12	ug/L #	94
20) 1,2,4-Trimethylbenzene	10.629	105	1960	0.12	ug/L #	85
21) Naphthalene	12.560	128	217	0.20	ug/L #	73

(#) = qualifier out of range (m) = manual integration (+) = signals summed

Data Path : E:\1\data\03162007\
Data File : AR0005709.D
Acq On : 16 Mar 2007 11:58 am
Operator : frz
Sample : btex ical 0.2
Misc : 1369-56-01
ALS Vial : 3 Sample Multiplier: 1

Quant Time: Apr 02 10:53:10 2007
Quant Method : E:\1\methods\RBCA_03162007.M
Quant Title : SEA041: RBCA plus by 8260B 01-26-2007
QLast Update : Fri Mar 16 15:09:56 2007
Response via : Initial Calibration



Data Path : E:\1\data\03162007\
 Data File : AR0005710.D
 Acq On : 16 Mar 2007 12:21 pm
 Operator : frz
 Sample : btex ical 0.5
 Misc : 1369-56-02
 ALS Vial : 4 Sample Multiplier: 1

Quant Time: Apr 02 10:53:16 2007
 Quant Method : E:\1\methods\RBCA_03162007.M
 Quant Title : SEA041: RBCA plus by 8260B 01-26-2007
 QLast Update : Fri Mar 16 15:09:56 2007
 Response via : Initial Calibration

Internal Standards	R.T.	QIon	Response	Conc	Units	Dev(Min)
1) 1,4-Difluorobenzene (I)	6.054	114	1467878	100.00	ug/L	-0.01

System Monitoring Compounds

2) Fluorobenzene (Surr)	5.928	96	173628	10.39	ug/L	0.00
3) Trifluorotoluene (Surr)	6.656	146	79118	10.15	ug/L	-0.01
Spiked Amount 100.000	Range 82 - 120		Recovery =	10.15%	#	
4) Toluene-d8 (Surr)	7.579	98	168419	10.15	ug/L	0.00
Spiked Amount 100.000			Recovery =	10.15%		
5) Ethylbenzene-d10 (Surr)	8.922	98	204939	9.87	ug/L	-0.01
Spiked Amount 100.000			Recovery =	9.87%		
6) 4-Bromofluorobenzene (...)	9.986	174	44449	9.07	ug/L	0.00
Spiked Amount 100.000	Range 84 - 135		Recovery =	9.07%	#	

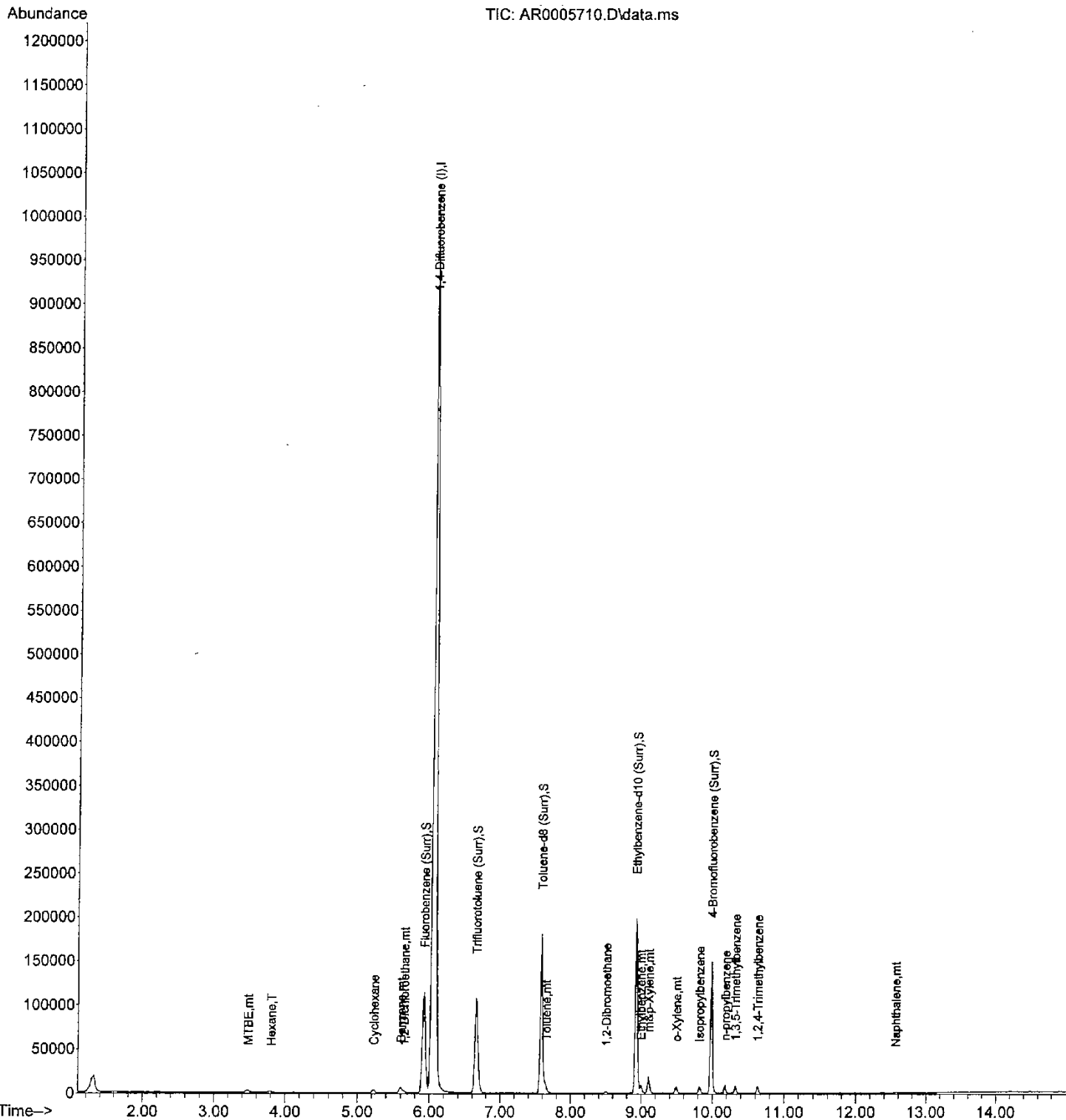
Target Compounds

						Qvalue
7) MTBE	3.479	73	6598	0.57	ug/L #	100
8) Hexane	3.801	56	646	0.34	ug/L #	57
9) Cyclohexane	5.228	56	2515	0.48	ug/L	97
10) Benzene	5.606	78	8727	0.53	ug/L #	95
11) 1,2-Dichloroethane	5.648	62	3084	0.71	ug/L #	81
12) Toluene	7.649	92	5387	0.49	ug/L	92
13) 1,2-Dibromoethane	8.502	107	1589	0.42	ug/L #	92
14) Ethylbenzene	8.992	91	10061	0.48	ug/L #	92
15) m&p-Xylene	9.104	106	7249	0.93	ug/L	93
16) o-Xylene	9.496	91	7052	0.44	ug/L	93
17) Isopropylbenzene	9.818	105	6799	0.40	ug/L #	94
18) n-propylbenzene	10.181	91	9831	0.46	ug/L #	92
19) 1,3,5-Trimethylbenzene	10.321	105	6119	0.41	ug/L #	89
20) 1,2,4-Trimethylbenzene	10.629	105	5829	0.39	ug/L	93
21) Naphthalene	12.560	128	769	0.24	ug/L #	73

(#) = qualifier out of range (m) = manual integration (+) = signals summed

Data Path : E:\1\data\03162007\
Data File : AR0005710.D
Acq On : 16 Mar 2007 12:21 pm
Operator : frz
Sample : btex ical 0.5
Misc : 1369-56-02
ALS Vial : 4 Sample Multiplier: 1

Quant Time: Apr 02 10:53:16 2007
Quant Method : E:\1\methods\RBCA_03162007.M
Quant Title : SEA041: RBCA plus by 8260B 01-26-2007
QLast Update : Fri Mar 16 15:09:56 2007
Response via : Initial Calibration



Data Path : E:\1\data\03162007\
 Data File : AR0005711.D
 Acq On : 16 Mar 2007 12:43 pm
 Operator : frz
 Sample : btex ical 1
 Misc : 1369-56-03
 ALS Vial : 5 Sample Multiplier: 1

Quant Time: Apr 02 10:53:22 2007
 Quant Method : E:\1\methods\RBCA_03162007.M
 Quant Title : SEA041: RBCA plus by 8260B 01-26-2007
 QLast Update : Fri Mar 16 15:09:56 2007
 Response via : Initial Calibration

Internal Standards	R.T.	QIon	Response	Conc	Units	Dev(Min)
1) 1,4-Difluorobenzene (I)	6.054	114	1433407	100.00	ug/L	-0.01


System Monitoring Compounds						
2) Fluorobenzene (Surr)	5.928	96	641277	39.30	ug/L	0.00
3) Trifluorotoluene (Surr)	6.655	146	288133	37.85	ug/L	-0.01
Spiked Amount	100.000	Range	82 - 120	Recovery	=	37.85%#
4) Toluene-d8 (Surr)	7.579	98	620521	38.30	ug/L	0.00
Spiked Amount	100.000			Recovery	=	38.30%
5) Ethylbenzene-d10 (Surr)	8.922	98	770741	38.01	ug/L	-0.01
Spiked Amount	100.000			Recovery	=	38.01%
6) 4-Bromofluorobenzene (...)	9.985	174	168940	35.30	ug/L	0.00
Spiked Amount	100.000	Range	84 - 135	Recovery	=	35.30%#

Target Compounds						Qvalue
7) MTBE	3.479	73	12630	1.12	ug/L #	100
8) Hexane	3.787	56	1772	0.94	ug/L #	85
9) Cyclohexane	5.228	56	5291	1.04	ug/L	97
10) Benzene	5.606	78	16392	1.02	ug/L	98
11) 1,2-Dichloroethane	5.648	62	5884	1.38	ug/L #	75
12) Toluene	7.649	92	10685	1.00	ug/L #	99
13) 1,2-Dibromoethane	8.502	107	3185	0.86	ug/L #	94
14) Ethylbenzene	8.992	91	20586	1.00	ug/L #	92
15) m&p-Xylene	9.104	106	14112	1.85	ug/L	92
16) o-Xylene	9.496	91	14034	0.91	ug/L	94
17) Isopropylbenzene	9.818	105	14083	0.84	ug/L #	92
18) n-propylbenzene	10.181	91	19016	0.92	ug/L	94
19) 1,3,5-Trimethylbenzene	10.321	105	11894	0.81	ug/L #	93
20) 1,2,4-Trimethylbenzene	10.629	105	11786	0.80	ug/L #	93
21) Naphthalene	12.560	128	1513	0.30	ug/L #	73

(#) = qualifier out of range (m) = manual integration (+) = signals summed

Data Path : E:\1\data\03162007\
Data File : AR0005711.D
Acq On : 16 Mar 2007 12:43 pm
Operator : frz
Sample : btex ical 1
Misc : 1369-56-03
ALS Vial : 5 Sample Multiplier: 1

Quant Time: Apr 02 10:53:22 2007
Quant Method : E:\1\methods\RBCA_03162007.M
Quant Title : SEA041: RBCA plus by 8260B 01-26-2007
QLast Update : Fri Mar 16 15:09:56 2007
Response via : Initial Calibration



Data Path : E:\1\data\03162007\
 Data File : AR0005712.D
 Acq On : 16 Mar 2007 1:06 pm
 Operator : frz
 Sample : btex ical 5
 Misc : 1369-56-04
 ALS Vial : 6 Sample Multiplier: 1

Quant Time: Apr 02 10:53:28 2007
 Quant Method : E:\1\methods\RBCA_03162007.M
 Quant Title : SEA041: RBCA plus by 8260B 01-26-2007
 QLast Update : Fri Mar 16 15:09:56 2007
 Response via : Initial Calibration

Internal Standards	R.T.	QIon	Response	Conc	Units	Dev(Min)
1) 1,4-Difluorobenzene (I)	6.054	114	1462774	100.00	ug/L	-0.01

System Monitoring Compounds

2) Fluorobenzene (Surr)	5.928	96	989185	59.40	ug/L	0.00
3) Trifluorotoluene (Surr)	6.656	146	450365	57.97	ug/L	-0.01
Spiked Amount 100.000	Range	82 - 120	Recovery	=	57.97%#	
4) Toluene-d8 (Surr)	7.579	98	966724	58.46	ug/L	0.00
Spiked Amount 100.000			Recovery	=	58.46%	
5) Ethylbenzene-d10 (Surr)	8.922	98	1228291	59.36	ug/L	-0.01
Spiked Amount 100.000			Recovery	=	59.36%	
6) 4-Bromofluorobenzene (...)	9.986	174	277284	56.78	ug/L	0.00
Spiked Amount 100.000	Range	84 - 135	Recovery	=	56.78%#	

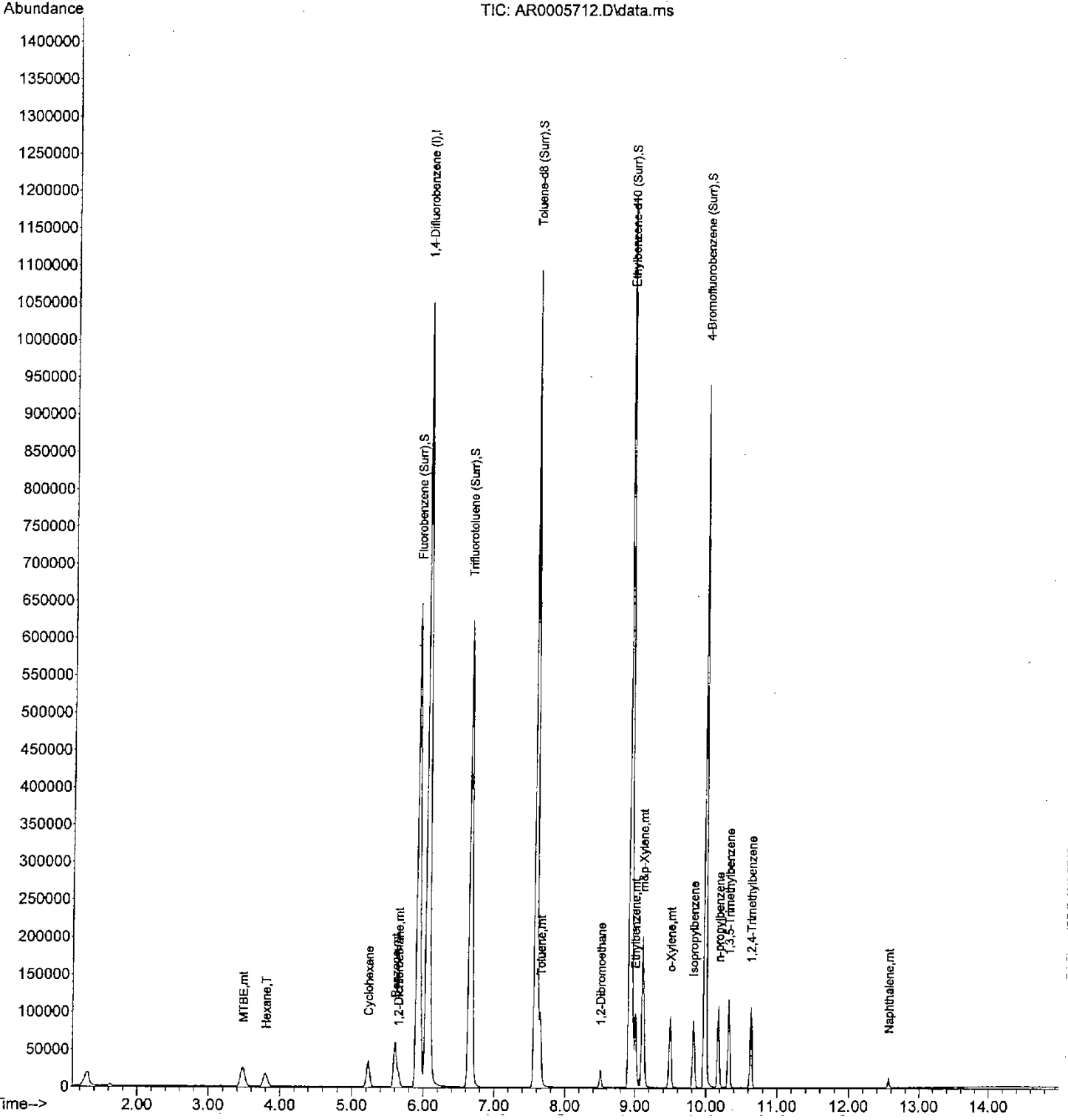
Target Compounds

						Qvalue
7) MTBE	3.479	73	59432	5.18	ug/L #	100
8) Hexane	3.801	56	9763	5.08	ug/L	98
9) Cyclohexane	5.228	56	25679	4.95	ug/L	96
10) Benzene	5.606	78	78088	4.76	ug/L	97
11) 1,2-Dichloroethane	5.648	62	20957	4.83	ug/L #	99
12) Toluene	7.649	92	53012	4.86	ug/L	98
13) 1,2-Dibromoethane	8.503	107	17263	4.58	ug/L #	97
14) Ethylbenzene	8.992	91	102744	4.89	ug/L	96
15) m&p-Xylene	9.104	106	74192	9.54	ug/L	95
16) o-Xylene	9.496	91	76060	4.81	ug/L	95
17) Isopropylbenzene	9.818	105	79423	4.63	ug/L #	93
18) n-propylbenzene	10.182	91	101869	4.81	ug/L	95
19) 1,3,5-Trimethylbenzene	10.321	105	69867	4.68	ug/L #	92
20) 1,2,4-Trimethylbenzene	10.629	105	68101	4.54	ug/L	94
21) Naphthalene	12.560	128	8935	0.83	ug/L	98

(#) = qualifier out of range (m) = manual integration (+) = signals summed

Data Path : E:\1\data\03162007\
 Data File : AR0005712.D
 Acq On : 16 Mar 2007 1:06 pm
 Operator : frz
 Sample : btex ical 5
 Misc : 1369-56-04
 ALS Vial : 6 Sample Multiplier: 1

Quant Time: Apr 02 10:53:28 2007
 Quant Method : E:\1\methods\RBCA_03162007.M
 Quant Title : SEA041: RBCA plus by 8260B 01-26-2007
 QLast Update : Fri Mar 16 15:09:56 2007
 Response via : Initial Calibration



Data Path : E:\1\data\03162007\
 Data File : AR0005713.D
 Acq On : 16 Mar 2007 1:28 pm
 Operator : frz
 Sample : btex ical 10
 Misc : 1369-56-05
 ALS Vial : 7 Sample Multiplier: 1

Quant Time: Apr 02 10:53:34 2007
 Quant Method : E:\1\methods\RBCA_03162007.M
 Quant Title : SEA041: RBCA plus by 8260B 01-26-2007
 QLast Update : Fri Mar 16 15:09:56 2007
 Response via : Initial Calibration

Internal Standards	R.T.	QIon	Response	Conc	Units	Dev(Min)
1) 1,4-Difluorobenzene (I)	6.054	114	1526535	100.00	ug/L	-0.01

System Monitoring Compounds

2) Fluorobenzene (Surr)	5.928	96	1360320	78.27	ug/L	0.00
3) Trifluorotoluene (Surr)	6.656	146	623442	76.90	ug/L	-0.01
Spiked Amount 100.000	Range	82 - 120	Recovery	=	76.90%#	
4) Toluene-d8 (Surr)	7.579	98	1331052	77.13	ug/L	0.00
Spiked Amount 100.000			Recovery	=	77.13%	
5) Ethylbenzene-d10 (Surr)	8.922	98	1686072	78.07	ug/L	-0.01
Spiked Amount 100.000			Recovery	=	78.07%	
6) 4-Bromofluorobenzene (...)	9.986	174	394652	77.43	ug/L	0.00
Spiked Amount 100.000	Range	84 - 135	Recovery	=	77.43%#	

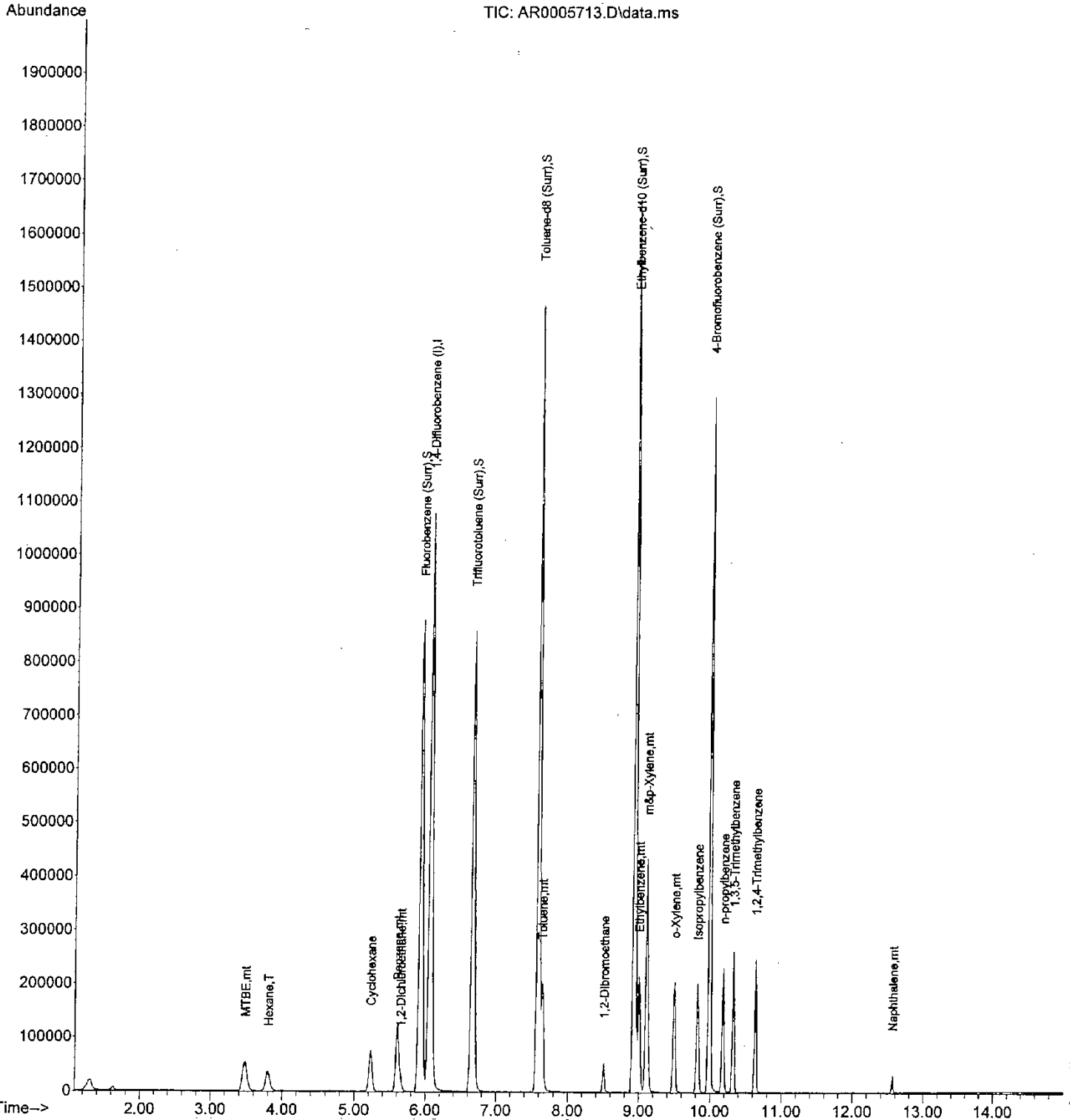
Target Compounds

						Qvalue
7) MTBE	3.479	73	124044	10.36	ug/L #	100
8) Hexane	3.801	56	20739	10.34	ug/L	99
9) Cyclohexane	5.228	56	54435	10.05	ug/L	96
10) Benzene	5.606	78	167144	9.77	ug/L	98
11) 1,2-Dichloroethane	5.648	62	30783	6.80	ug/L #	95
12) Toluene	7.635	92	111725	9.82	ug/L	98
13) 1,2-Dibromoethane	8.502	107	38515	9.80	ug/L #	99
14) Ethylbenzene	8.992	91	218580	9.97	ug/L	96
15) m&p-Xylene	9.104	106	160057	19.71	ug/L	96
16) o-Xylene	9.496	91	165108	10.00	ug/L	97
17) Isopropylbenzene	9.818	105	174615	9.76	ug/L #	94
18) n-propylbenzene	10.181	91	220744	10.00	ug/L	96
19) 1,3,5-Trimethylbenzene	10.321	105	150954	9.68	ug/L #	94
20) 1,2,4-Trimethylbenzene	10.629	105	152009	9.70	ug/L	94
21) Naphthalene	12.560	128	20344	1.60	ug/L #	97

(#) = qualifier out of range (m) = manual integration (+) = signals summed

Data Path : E:\1\data\03162007\
Data File : AR0005713.D
Acq On : 16 Mar 2007 1:28 pm
Operator : frz
Sample : btex ical 10
Misc : 1369-56-05
ALS Vial : 7 Sample Multiplier: 1

Quant Time: Apr 02 10:53:34 2007
Quant Method : E:\1\methods\RBCA_03162007.M
Quant Title : SEA041: RBCA plus by 8260B 01-26-2007
QLast Update : Fri Mar 16 15:09:56 2007
Response via : Initial Calibration



Data Path : E:\1\data\03162007\
 Data File : AR0005714.D
 Acq On : 16 Mar 2007 1:50 pm
 Operator : frz
 Sample : btex ical 25
 Misc : 1369-56-06
 ALS Vial : 8 Sample Multiplier: 1

Quant Time: Apr 02 10:53:40 2007
 Quant Method : E:\1\methods\RBCA_03162007.M
 Quant Title : SEA041: RBCA plus by 8260B 01-26-2007
 QLast Update : Fri Mar 16 15:09:56 2007
 Response via : Initial Calibration

Internal Standards	R.T.	QIon	Response	Conc	Units	Dev(Min)
1) 1,4-Difluorobenzene (I)	6.054	114	1462074	100.00	ug/L	-0.01

System Monitoring Compounds

2) Fluorobenzene (Surr)	5.928	96	1666754	100.13	ug/L	0.00
3) Trifluorotoluene (Surr)	6.655	146	762248	98.17	ug/L	-0.01
Spiked Amount	100.000	Range	82 - 120	Recovery	=	98.17%
4) Toluene-d8 (Surr)	7.579	98	1658772	100.36	ug/L	0.00
Spiked Amount	100.000			Recovery	=	100.36%
5) Ethylbenzene-d10 (Surr)	8.922	98	2089357	101.01	ug/L	-0.01
Spiked Amount	100.000			Recovery	=	101.01%
6) 4-Bromofluorobenzene (...)	9.986	174	492249	100.84	ug/L	0.00
Spiked Amount	100.000	Range	84 - 135	Recovery	=	100.84%

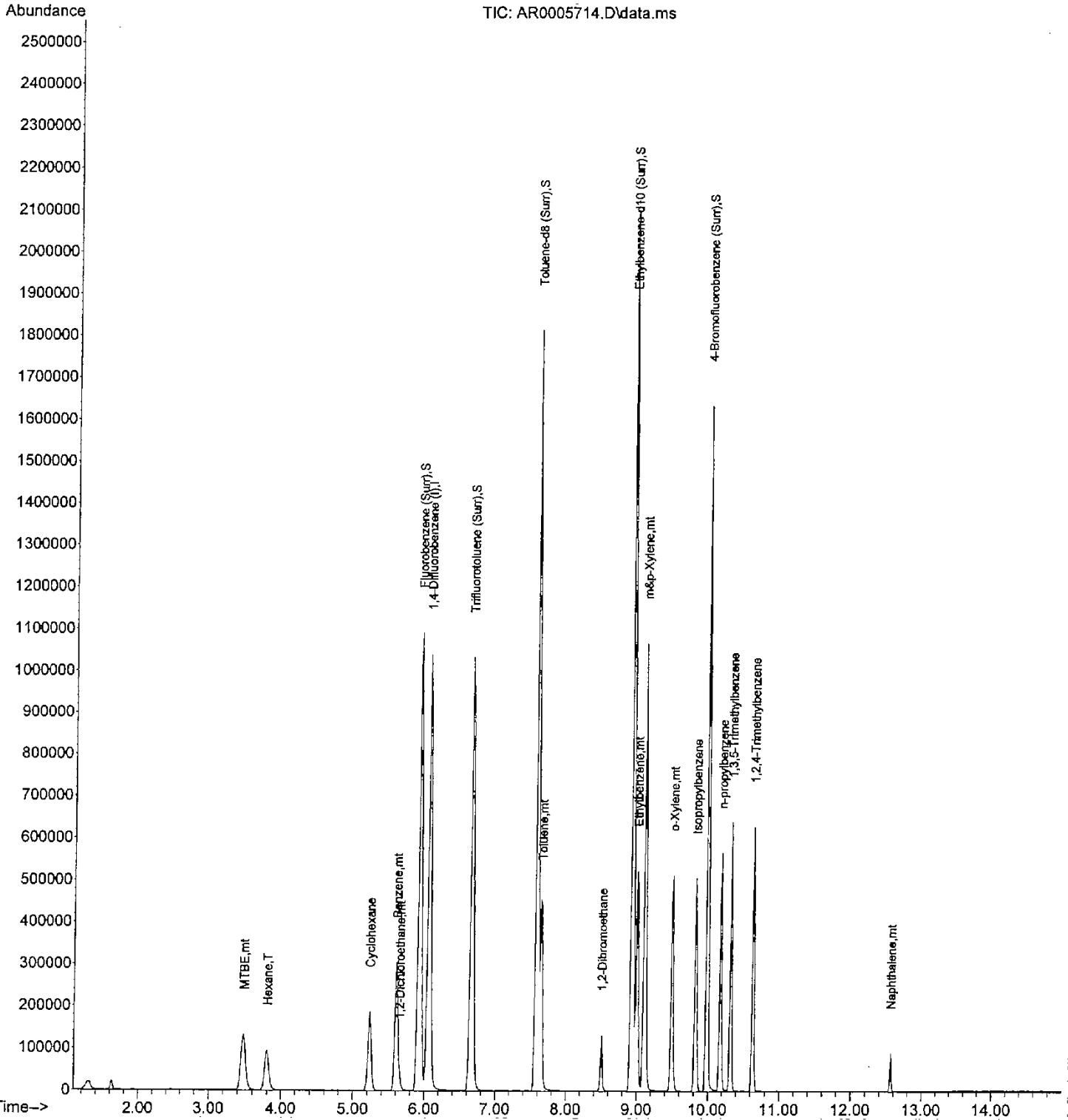
Target Compounds

						Qvalue
7) MTBE	3.479	73	294547	25.69	ug/L #	100
8) Hexane	3.801	56	51267	26.70	ug/L	98
9) Cyclohexane	5.228	56	135785	26.19	ug/L	97
10) Benzene	5.606	78	408744	24.94	ug/L	98
11) 1,2-Dichloroethane	5.648	62	40673	9.38	ug/L #	80
12) Toluene	7.649	92	276965	25.41	ug/L	100
13) 1,2-Dibromoethane	8.502	107	94753	25.17	ug/L #	97
14) Ethylbenzene	8.992	91	539698	25.70	ug/L	96
15) m&p-Xylene	9.104	106	401582	51.64	ug/L	97
16) o-Xylene	9.496	91	413417	26.15	ug/L	97
17) Isopropylbenzene	9.818	105	435997	25.44	ug/L #	94
18) n-propylbenzene	10.181	91	551286	26.07	ug/L	96
19) 1,3,5-Trimethylbenzene	10.321	105	378525	25.35	ug/L #	94
20) 1,2,4-Trimethylbenzene	10.629	105	380787	25.38	ug/L	96
21) Naphthalene	12.560	128	54436	4.13	ug/L #	98

(#) = qualifier out of range (m) = manual integration (+) = signals summed

Data Path : E:\1\data\03162007\
Data File : AR0005714.D
Acq On : 16 Mar 2007 1:50 pm
Operator : frz
Sample : btex ical 25
Misc : 1369-56-06
ALS Vial : 8 Sample Multiplier: 1

Quant Time: Apr 02 10:53:40 2007
Quant Method : E:\1\methods\RBCA_03162007.M
Quant Title : SEA041: RBCA plus by 8260B 01-26-2007
QLast Update : Fri Mar 16 15:09:56 2007
Response via : Initial Calibration



Data Path : E:\1\data\03162007\
 Data File : AR0005715.D
 Acq On : 16 Mar 2007 2:13 pm
 Operator : frz
 Sample : btex ical 50
 Misc : 1369-56-07
 ALS Vial : 9 Sample Multiplier: 1

Quant Time: Apr 02 10:53:47 2007
 Quant Method : E:\1\methods\RBCA_03162007.M
 Quant Title : SEA041: RBCA plus by 8260B 01-26-2007
 QLast Update : Fri Mar 16 15:09:56 2007
 Response via : Initial Calibration

Internal Standards	R.T.	QIon	Response	Conc	Units	Dev(Min)
1) 1,4-Difluorobenzene (I)	6.054	114	1493832	100.00	ug/L	-0.01

System Monitoring Compounds

2) Fluorobenzene (Surr)	5.928	96	2044678	120.23	ug/L	0.00
3) Trifluorotoluene (Surr)	6.656	146	969587	122.22	ug/L	-0.01
Spiked Amount	100.000	Range	82 - 120	Recovery	=	122.22%#
4) Toluene-d8 (Surr)	7.579	98	2047225	121.23	ug/L	0.00
Spiked Amount	100.000			Recovery	=	121.23%
5) Ethylbenzene-d10 (Surr)	8.922	98	2586043	122.37	ug/L	-0.01
Spiked Amount	100.000			Recovery	=	122.37%
6) 4-Bromofluorobenzene (...)	9.986	174	636911	127.70	ug/L	0.00
Spiked Amount	100.000	Range	84 - 135	Recovery	=	127.70%

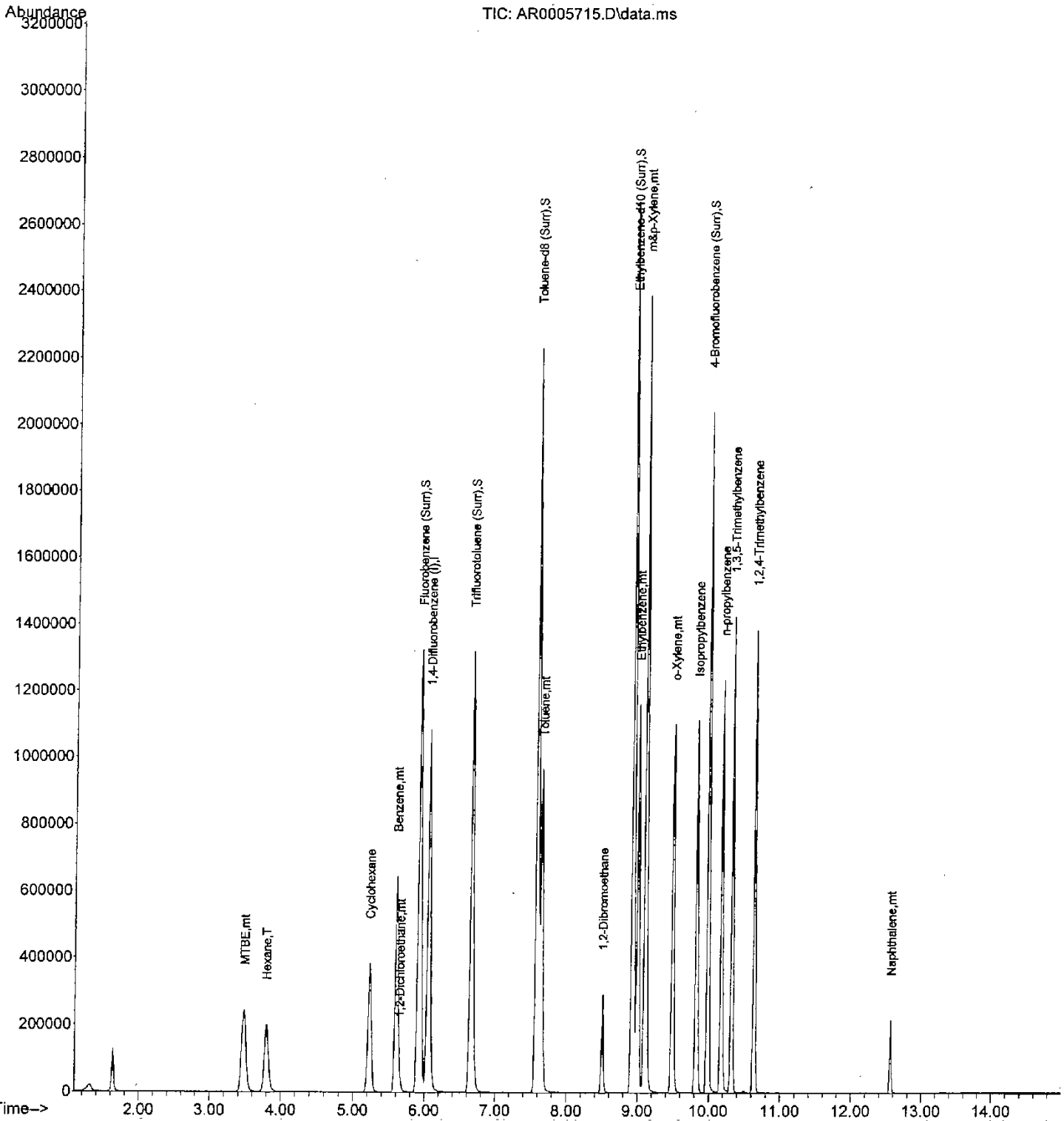
Target Compounds

						Qvalue
7) MTBE	3.479	73	539155	46.02	ug/L #	100
8) Hexane	3.787	56	106927	54.50	ug/L	99
9) Cyclohexane	5.228	56	284471	53.70	ug/L	97
10) Benzene	5.606	78	860168	51.37	ug/L	99
11) 1,2-Dichloroethane	5.648	62	40541	9.15	ug/L #	42
12) Toluene	7.649	92	593304	53.28	ug/L	99
13) 1,2-Dibromoethane	8.503	107	205736	53.50	ug/L #	98
14) Ethylbenzene	8.992	91	1137169	53.00	ug/L	97
15) m&p-Xylene	9.104	106	884889	111.37	ug/L	99
16) o-Xylene	9.496	91	893330	55.30	ug/L	98
17) Isopropylbenzene	9.818	105	963833	55.04	ug/L #	95
18) n-propylbenzene	10.182	91	1201901	55.62	ug/L	97
19) 1,3,5-Trimethylbenzene	10.321	105	838513	54.95	ug/L	96
20) 1,2,4-Trimethylbenzene	10.629	105	858804	56.03	ug/L	96
21) Naphthalene	12.560	128	136272	9.86	ug/L #	98

(#) = qualifier out of range (m) = manual integration (+) = signals summed

Data Path : E:\1\data\03162007\
Data File : AR0005715.D
Acq On : 16 Mar 2007 2:13 pm
Operator : frz
Sample : btex ical 50
Misc : 1369-56-07
ALS Vial : 9 Sample Multiplier: 1

Quant Time: Apr 02 10:53:47 2007
Quant Method : E:\1\methods\RBCA_03162007.M
Quant Title : SEA041: RBCA plus by 8260B 01-26-2007
QLast Update : Fri Mar 16 15:09:56 2007
Response via : Initial Calibration



Data Path : E:\1\data\03162007\
 Data File : AR0005716.D
 Acq On : 16 Mar 2007 2:35 pm
 Operator : frz
 Sample : btex ical 75
 Misc : 1369-56-08
 ALS Vial : 10 Sample Multiplier: 1

Quant Time: Apr 02 10:53:53 2007
 Quant Method : E:\1\methods\RBCA_03162007.M
 Quant Title : SEA041: RBCA plus by 8260B 01-26-2007
 QLast Update : Fri Mar 16 15:09:56 2007
 Response via : Initial Calibration

Internal Standards	R.T.	QIon	Response	Conc	Units	Dev(Min)
1) 1,4-Difluorobenzene (I)	6.054	114	1479291	100.00	ug/L	-0.01

System Monitoring Compounds

2) Fluorobenzene (Surr)	5.928	96	2526656	150.03	ug/L	0.00
3) Trifluorotoluene (Surr)	6.656	146	1239097	157.72	ug/L	-0.01
Spiked Amount 100.000	Range	82 - 120	Recovery	=	157.72%#	
4) Toluene-d8 (Surr)	7.579	98	2587736	154.75	ug/L	0.00
Spiked Amount 100.000			Recovery	=	154.75%	
5) Ethylbenzene-d10 (Surr)	8.922	98	3246920	155.15	ug/L	-0.01
Spiked Amount 100.000			Recovery	=	155.15%	
6) 4-Bromofluorobenzene (...)	9.986	174	805201	163.03	ug/L	0.00
Spiked Amount 100.000	Range	84 - 135	Recovery	=	163.03%#	


Target Compounds

						Qvalue
7) MTBE	3.479	73	611492	52.71	ug/L #	100
8) Hexane	3.787	56	161780	83.28	ug/L	99
9) Cyclohexane	5.228	56	432650	82.47	ug/L	97
10) Benzene	5.606	78	1280658	77.24	ug/L	99
11) 1,2-Dichloroethane	5.648	62	34966	7.97	ug/L #	1
12) Toluene	7.649	92	898809	81.50	ug/L	100
13) 1,2-Dibromoethane	8.503	107	315319	82.80	ug/L #	98
14) Ethylbenzene	8.992	91	1712279	80.59	ug/L	97
15) m&p-Xylene	9.104	106	1358854	172.70	ug/L	99
16) o-Xylene	9.496	91	1350972	84.46	ug/L	98
17) Isopropylbenzene	9.818	105	1453549	83.83	ug/L #	96
18) n-propylbenzene	10.182	91	1825038	85.29	ug/L	97
19) 1,3,5-Trimethylbenzene	10.321	105	1256700	83.17	ug/L	96
20) 1,2,4-Trimethylbenzene	10.629	105	1286337	84.75	ug/L	97
21) Naphthalene	12.560	128	212779	15.44	ug/L #	98

(#) = qualifier out of range (m) = manual integration (+) = signals summed

Data Path : E:\1\data\03162007\
Data File : AR0005716.D
Acq On : 16 Mar 2007 2:35 pm
Operator : frz
Sample : btex ical 75
Misc : 1369-56-08
ALS Vial : 10 Sample Multiplier: 1

Quant Time: Apr 02 10:53:53 2007
Quant Method : E:\1\methods\RBCA_03162007.M
Quant Title : SEA041: RBCA plus by 8260B 01-26-2007
QLast Update : Fri Mar 16 15:09:56 2007
Response via : Initial Calibration



Data Path : E:\1\data\03162007\
 Data File : AR0005717.D
 Acq On : 16 Mar 2007 2:58 pm
 Operator : frz
 Sample : btex ical 100
 Misc : 1369-56-09
 ALS Vial : 11 Sample Multiplier: 1

Quant Time: Apr 02 10:54:00 2007
 Quant Method : E:\1\methods\RBCA_03162007.M
 Quant Title : SEA041: RBCA plus by 8260B 01-26-2007
 QLast Update : Fri Mar 16 15:09:56 2007
 Response via : Initial Calibration

Internal Standards	R.T.	QIon	Response	Conc	Units	Dev(Min)
1) 1,4-Difluorobenzene (I)	6.054	114	1528749	100.00	ug/L	-0.01

System Monitoring Compounds

2) Fluorobenzene (Surr)	5.928	96	3504506	201.36	ug/L	0.00
3) Trifluorotoluene (Surr)	6.669	146	1720617	211.93	ug/L	0.00
Spiked Amount	100.000	Range 82 - 120	Recovery	=	211.93%#	
4) Toluene-d8 (Surr)	7.579	98	3606665	208.70	ug/L	0.00
Spiked Amount	100.000		Recovery	=	208.70%	
5) Ethylbenzene-d10 (Surr)	8.922	98	4470610	206.71	ug/L	-0.01
Spiked Amount	100.000		Recovery	=	206.71%	
6) 4-Bromofluorobenzene (...)	9.986	174	1160564	227.38	ug/L	0.00
Spiked Amount	100.000	Range 84 - 135	Recovery	=	227.38%#	


Target Compounds

						Qvalue
7) MTBE	3.479	73	574990	47.96	ug/L #	100
8) Hexane	3.801	56	211762	105.48	ug/L	98
9) Cyclohexane	5.228	56	501148	92.43	ug/L	97
10) Benzene	5.606	78	1742807	101.71	ug/L	100
11) 1,2-Dichloroethane	5.648	62	35954	7.93	ug/L #	1
12) Toluene	7.649	92	1234605	108.33	ug/L	100
13) 1,2-Dibromoethane	8.502	107	434722	110.46	ug/L #	97
14) Ethylbenzene	8.992	91	2349326	107.00	ug/L	98
15) m&p-Xylene	9.104	106	1868988	229.86	ug/L	97
16) o-Xylene	9.496	91	1852536	112.07	ug/L	99
17) Isopropylbenzene	9.818	105	1992733	111.20	ug/L #	96
18) n-propylbenzene	10.181	91	2506446	113.34	ug/L	98
19) 1,3,5-Trimethylbenzene	10.321	105	1753339	112.28	ug/L	96
20) 1,2,4-Trimethylbenzene	10.629	105	1787750	113.97	ug/L	98
21) Naphthalene	12.560	128	293890	20.57	ug/L #	98

(#) = qualifier out of range (m) = manual integration (+) = signals summed

Data Path : E:\1\data\03162007\
Data File : AR0005717.D
Acq On : 16 Mar 2007 2:58 pm
Operator : frz
Sample : btex ical 100
Misc : 1369-56-09
ALS Vial : 11 Sample Multiplier: 1

Quant Time: Apr 02 10:54:00 2007
Quant Method : E:\1\methods\RBCA_03162007.M
Quant Title : SEA041: RBCA plus by 8260B 01-26-2007
QLast Update : Fri Mar 16 15:09:56 2007
Response via : Initial Calibration



Data Path : E:\1\data\03162007\
 Data File : AR0005718.D
 Acq On : 16 Mar 2007 3:20 pm
 Operator : frz
 Sample : btex ical 200
 Misc : 1369-56-10
 ALS Vial : 12 Sample Multiplier: 1

Quant Time: Apr 02 10:54:06 2007
 Quant Method : E:\1\methods\RBCA_03162007.M
 Quant Title : SEA041: RBCA plus by 8260B 01-26-2007
 QLast Update : Fri Mar 16 15:09:56 2007
 Response via : Initial Calibration

Internal Standards	R.T.	QIon	Response	Conc	Units	Dev(Min)
1) 1,4-Difluorobenzene (I)	6.054	114	1658908	100.00	ug/L	-0.01

System Monitoring Compounds

2) Fluorobenzene (Surr)	5.928	96	6478	0.34	ug/L	0.00
3) Trifluorotoluene (Surr)	6.669	146	4248	0.48	ug/L	0.00
Spiked Amount 100.000	Range	82 - 120	Recovery	=	0.48%#	
4) Toluene-d8 (Surr)	7.579	98	5622	0.30	ug/L	0.00
Spiked Amount 100.000			Recovery	=	0.30%	
5) Ethylbenzene-d10 (Surr)	8.922	98	10505	0.45	ug/L	-0.01
Spiked Amount 100.000			Recovery	=	0.45%	
6) 4-Bromofluorobenzene (...)	9.985	174	3970	0.72	ug/L	0.00
Spiked Amount 100.000	Range	84 - 135	Recovery	=	0.72%#	


Target Compounds

						Qvalue
7) MTBE	3.479	73	941729	72.39	ug/L	# 100
8) Hexane	3.801	56	441937	202.86	ug/L	98
9) Cyclohexane	5.242	56	473649	80.51	ug/L	96
10) Benzene	5.606	78	3636100	195.55	ug/L	99
11) 1,2-Dichloroethane	5.648	62	64077	13.03	ug/L	# 1
12) Toluene	7.649	92	2569669	207.79	ug/L	99
13) 1,2-Dibromoethane	8.502	107	951224	222.73	ug/L	97
14) Ethylbenzene	9.006	91	4984663	209.21	ug/L	100
15) m&p-Xylene	9.104	106	3844425	435.71	ug/L	95
16) o-Xylene	9.496	91	3925751	218.85	ug/L	99
17) Isopropylbenzene	9.818	105	4360381	224.23	ug/L	98
18) n-propylbenzene	10.181	91	5274402	219.80	ug/L	99
19) 1,3,5-Trimethylbenzene	10.321	105	3807515	224.70	ug/L	99
20) 1,2,4-Trimethylbenzene	10.629	105	3885106	228.24	ug/L	100
21) Naphthalene	12.560	128	630077	40.47	ug/L	98

(#) = qualifier out of range (m) = manual integration (+) = signals summed

Data Path : E:\1\data\03162007\
 Data File : AR0005718.D
 Acq On : 16 Mar 2007 3:20 pm
 Operator : frz
 Sample : btx ical 200
 Misc : 1369-56-10
 ALS Vial : 12 Sample Multiplier: 1

Quant Time: Apr 02 10:54:06 2007
 Quant Method : E:\1\methods\RBCA_03162007.M
 Quant Title : SEA041: RBCA plus by 8260B 01-26-2007
 QLast Update : Fri Mar 16 15:09:56 2007
 Response via : Initial Calibration



Data Path : E:\1\data\03162007\
 Data File : AR0005721.D
 Acq On : 16 Mar 2007 4:27 pm
 Operator : frz
 Sample : btex icv 25
 Misc : 1369-56-11
 ALS Vial : 15 Sample Multiplier: 1

Quant Time: Apr 02 10:54:14 2007
 Quant Method : E:\1\methods\RBCA_03162007.M
 Quant Title : SEA041: RBCA plus by 8260B 01-26-2007
 QLast Update : Fri Mar 16 15:09:56 2007
 Response via : Initial Calibration

Internal Standards	R.T.	QIon	Response	Conc	Units	Dev(Min)
1) 1,4-Difluorobenzene (I)	6.054	114	1495112	100.00	ug/L	-0.01

System Monitoring Compounds

2) Fluorobenzene (Surr)	5.928	96	1691995	99.40	ug/L	0.00
3) Trifluorotoluene (Surr)	6.656	146	763434	96.15	ug/L	-0.01
Spiked Amount	100.000	Range	82 - 120	Recovery	=	96.15%
4) Toluene-d8 (Surr)	7.579	98	1675825	99.15	ug/L	0.00
Spiked Amount	100.000			Recovery	=	99.15%
5) Ethylbenzene-d10 (Surr)	8.922	98	2112159	99.86	ug/L	-0.01
Spiked Amount	100.000			Recovery	=	99.86%
6) 4-Bromofluorobenzene (...)	9.986	174	497768	99.72	ug/L	0.00
Spiked Amount	100.000	Range	84 - 135	Recovery	=	99.72%

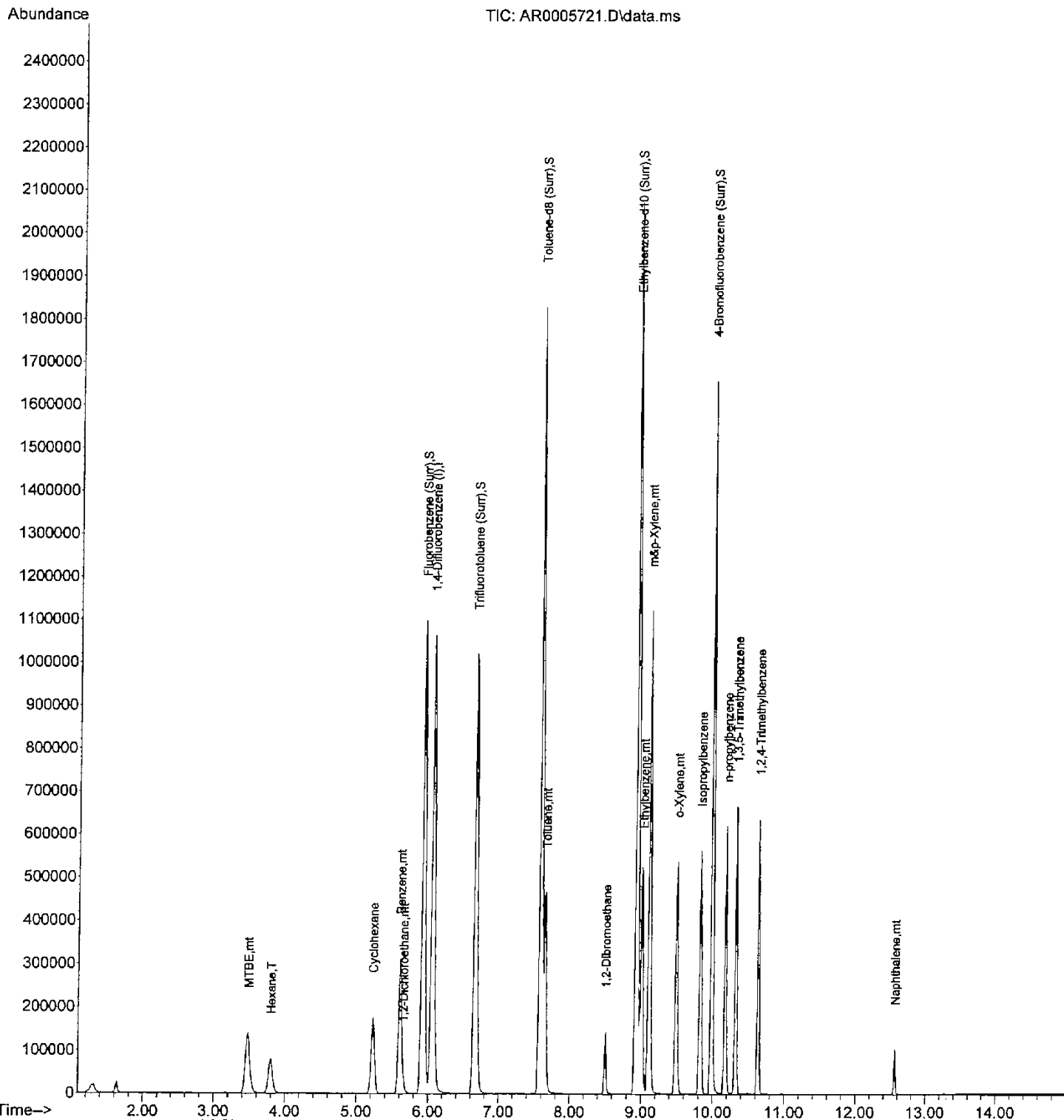
Target Compounds

						Qvalue
7) MTBE	3.479	73	310992	26.52	ug/L #	100
8) Hexane	3.801	56	42956	21.88	ug/L	98
9) Cyclohexane	5.228	56	128669	24.27	ug/L	97
10) Benzene	5.606	78	418074	24.95	ug/L	99
11) 1,2-Dichloroethane	5.648	62	39111	8.82	ug/L #	75
12) Toluene	7.649	92	283675	25.45	ug/L	98
13) 1,2-Dibromoethane	8.502	107	102264	26.57	ug/L #	97
14) Ethylbenzene	9.006	91	553266	25.77	ug/L	97
15) m&p-Xylene	9.104	106	414796	52.16	ug/L	98
16) o-Xylene	9.496	91	426929	26.41	ug/L	97
17) Isopropylbenzene	9.818	105	480939	27.44	ug/L #	95
18) n-propylbenzene	10.181	91	579936	26.81	ug/L	96
19) 1,3,5-Trimethylbenzene	10.321	105	392872	25.73	ug/L	94
20) 1,2,4-Trimethylbenzene	10.629	105	392857	25.61	ug/L	96
21) Naphthalene	12.560	128	64027	4.73	ug/L #	98

(#) = qualifier out of range (m) = manual integration (+) = signals summed

Data Path : E:\1\data\03162007\
Data File : AR0005721.D
Acq On : 16 Mar 2007 4:27 pm
Operator : frz
Sample : btex icv 25
Misc : 1369-56-11
ALS Vial : 15 Sample Multiplier: 1

Quant Time: Apr 02 10:54:14 2007
Quant Method : E:\1\methods\RBCA_03162007.M
Quant Title : SEA041: RBCA plus by 8260B 01-26-2007
QLast Update : Fri Mar 16 15:09:56 2007
Response via : Initial Calibration



Data Path : E:\1\data\03162007\
 Data File : AR0005721.D
 Acq On : 16 Mar 2007 4:27 pm
 Operator : frz
 Sample : btex icv 25
 Misc : 1369-56-11
 ALS Vial : 15 Sample Multiplier: 1

Quant Time: Apr 02 10:54:14 2007
 Quant Method : E:\1\methods\RBCA_03162007.M
 Quant Title : SEA041: RBCA plus by 8260B 01-26-2007
 QLast Update : Fri Mar 16 15:09:56 2007
 Response via : Initial Calibration

Min. RRF : 0.000 Min. Rel. Area : 50% Max. R.T. Dev 0.50min
 Max. RRF Dev : 20% Max. Rel. Area : 150%

Compound		Amount	Calc.	%Dev	Area	% Dev(min)
1 I	1,4-Difluorobenzene (I)	100.000	100.000	0.0	102	-0.01
2 S	Fluorobenzene (Surr)	100.000	99.404	0.6	102	0.00
3 S	Trifluorotoluene (Surr)	100.000	96.149	3.9	100	-0.01
4 S	Toluene-d8 (Surr)	100.000	99.155	0.8	101	0.00
5 S	Ethylbenzene-d10 (Surr)	100.000	99.859	0.1	101	-0.01
6 S	4-Bromofluorobenzene (Surr)	100.000	99.717	0.3	101	0.00
7 mt	MTBE	25.000	26.524	-6.1	106	-0.01
8 T	Hexane	25.000	21.878	12.5	84	0.00
9	Cyclohexane	25.000	24.266	2.9	95	-0.01
10 mt	Benzene	25.000	24.947	0.2	102	0.00
11 mt	1,2-Dichloroethane	25.000	8.823	64.7#	96	-0.01
12 mt	Toluene	25.000	25.451	-1.8	102	0.00
13	1,2-Dibromoethane	25.000	26.569	-6.3	108	0.00
14 mt	Ethylbenzene	25.000	25.765	-3.1	103	0.00
15 mt	m&p-Xylene	50.000	52.161	-4.3	103	0.00
16 mt	o-Xylene	25.000	26.408	-5.6	103	0.00
17	Isopropylbenzene	25.000	27.442	-9.8	110	-0.01
18	n-propylbenzene	25.000	26.815	-7.3	105	0.00
19	1,3,5-Trimethylbenzene	25.000	25.725	-2.9	104	-0.01
20	1,2,4-Trimethylbenzene	25.000	25.608	-2.4	103	-0.01
21 mt	Naphthalene	5.000	4.727	5.5	118	-0.01

(#) = Out of Range

SPCC's out = 0 CCC's out = 0

CONTINUING CALIBRATION

Sequence Log

Directory : q:\1\data\03272007

①
3/29/2007

#	Filename	Sample Name	Date/Time
1	ar0005928.d	rinse/tune	03/27/07 11:23
2	ar0005929.d	rt std	03/27/07 11:45
3	ar0005930.d	1100 gro ccal	03/27/07 12:08
4	ar0005931.d	25 ug/L Aromatics	03/27/07 12:30
5	ar0005932.d	LCS 580-17017/2-AA	03/27/07 12:53
6	ar0005933.d	LCSD 580-17017/3-AA	03/27/07 13:15
7	ar0005934.d	LCS 580-17017/4-AA	03/27/07 13:38
8	ar0005935.d	LCSD 580-17017/5-AA	03/27/07 14:00
9	ar0005936.d	IB EP lot:6311120	03/27/07 14:22
10	ar0005937.d	MB 580-17017/1-AA	03/27/07 14:45
11	ar0005938.d	580-5385-D-1-A	03/27/07 15:07
12	ar0005939.d	580-5385-D-2-A	03/27/07 15:30
13	ar0005940.d	580-5385-D-3-A	03/27/07 15:52
14	ar0005941.d	580-5385-D-4-A	03/27/07 16:14
15	ar0005942.d	580-5385-D-5-A	03/27/07 16:37
16	ar0005943.d	580-5385-D-6-A	03/27/07 16:59
17	ar0005944.d	580-5385-D-7-A	03/27/07 17:22
18	ar0005945.d	580-5385-D-8-A	03/27/07 17:44
19	ar0005946.d	580-5385-D-9-A	03/27/07 18:07
20	ar0005947.d	580-5385-D-10-A	03/27/07 18:29
21	ar0005948.d	rinse/tune	03/27/07 18:51
22	ar0005949.d	1100 gro ccal	03/27/07 19:14
23	ar0005950.d	rinse/tune	03/27/07 19:36
24	ar0005951.d	580-5372-E-1-A	03/27/07 19:59
25	ar0005952.d	580-5372-D-2-A	03/27/07 20:21
26	ar0005953.d	580-5372-D-3-A	03/27/07 20:43
27	ar0005954.d	580-5372-D-4-A	03/27/07 21:06
28	ar0005955.d	580-5320-A-1-A	03/27/07 21:28
29	ar0005956.d	580-5320-A-7-A	03/27/07 21:50
30	ar0005957.d	580-5395-A-2-I	03/27/07 22:13
31	ar0005958.d	580-5395-A-2-K DU	03/27/07 22:35
32	ar0005959.d	580-5395-A-2-L MS	03/27/07 22:58
33	ar0005960.d	580-5395-A-2-M MS	03/27/07 23:20
34	ar0005961.d	rinse/tune	03/27/07 23:42
35	ar0005962.d	rt std	03/28/07 00:05
36	ar0005963.d	1100 gro ccal	03/28/07 00:27
37	ar0005964.d	25 ug/L Aromatics	03/28/07 00:49
38	ar0005965.d	lcs	03/28/07 01:12
39	ar0005966.d	lcsd	03/28/07 01:34
40	ar0005967.d	lcs	03/28/07 01:56
41	ar0005968.d	lcsd	03/28/07 02:19
42	ar0005969.d	IB EP lot:6311120	03/28/07 02:41
43	ar0005970.d	mb	03/28/07 03:03
44	ar0005971.d	580-5380-B-2	03/28/07 03:26
45	ar0005972.d	580-5380-D-3	03/28/07 03:48
46	ar0005973.d	580-5380-C-4	03/28/07 04:11
47	ar0005974.d	580-5380-B-8	03/28/07 04:33
48	ar0005975.d	580-5380-D-9	03/28/07 04:55
49	ar0005976.d	580-5380-C-17	03/28/07 05:17

Sequence Log

Directory : q:\1\data\03272007

#	Filename	Sample Name	Date/Time
50	ar0005977.d	580-5380-B-1 1:5	03/28/07 05:40
51	ar0005978.d	580-5380-C-5	03/28/07 06:02
52	ar0005979.d	580-5380-C-6 1:5	03/28/07 06:25
53	ar0005980.d	580-5380-D-7 1:10	03/28/07 06:47
54	ar0005981.d	rinse/tune	03/28/07 07:10
55	ar0005982.d	1100 gro ccal	03/28/07 07:32
56	ar0005983.d	rinse/tune	03/28/07 07:54
57	ar0005984.d	580-5380-D-10	03/28/07 08:17
58	ar0005985.d	580-5380-B-11 1:5	03/28/07 08:39
59	ar0005986.d	580-5380-B-12	03/28/07 09:02
60	ar0005987.d	580-5380-C-13 1:5	03/28/07 09:24
61	ar0005988.d	580-5380-B-14 1:10	03/28/07 09:46
62	ar0005989.d	580-5380-B-15 1:2	03/28/07 10:09
63	ar0005990.d	580-5380-B-16 1:5	03/28/07 10:31
64	ar0005991.d	580-5338-E-3 1:10	03/28/07 10:54
65	ar0005992.d	580-5338-C-2 1:5	03/28/07 11:16
66	ar0005993.d	580-5338-C-1	03/28/07 11:39
67	ar0005994.d	rinse/tune	03/28/07 12:01
68	ar0005995.d	1100 gro ccal	03/28/07 12:23
69	ar0005996.d	rinse/tune	03/28/07 12:46

3/28/2007

Data Path : E:\1\data\03272007\
 Data File : ar0005931.D
 Acq On : 27 Mar 2007 12:30 pm
 Operator : frz
 Sample : 25 ug/L Aromatics
 Misc : 1369-58-03
 ALS Vial : 4 Sample Multiplier: 1

Quant Time: Mar 29 08:33:56 2007
 Quant Method : E:\1\methods\RBCA_03162007.M
 Quant Title : SEA041: RBCA plus by 8260B 01-26-2007
 QLast Update : Fri Mar 16 15:09:56 2007
 Response via : Initial Calibration

Internal Standards	R.T.	QIon	Response	Conc	Units	Dev(Min)
1) 1,4-Difluorobenzene (I)	6.068	114	1872209	100.00	ug/L	0.00

System Monitoring Compounds

2) Fluorobenzene (Surr)	5.928	96	2135632	100.20	ug/L	0.00
3) Trifluorotoluene (Surr)	6.670	146	1046446	105.25	ug/L	0.00
Spiked Amount 100.000	Range 82 - 120		Recovery =	105.25%		
4) Toluene-d8 (Surr)	7.593	98	2221345	104.96	ug/L	0.02
Spiked Amount 100.000			Recovery =	104.96%		
5) Ethylbenzene-d10 (Surr)	8.922	98	2710925	102.35	ug/L	-0.01
Spiked Amount 100.000			Recovery =	102.35%		
6) 4-Bromofluorobenzene (...)	9.986	174	683425	109.33	ug/L	0.00
Spiked Amount 100.000	Range 84 - 135		Recovery =	109.33%		

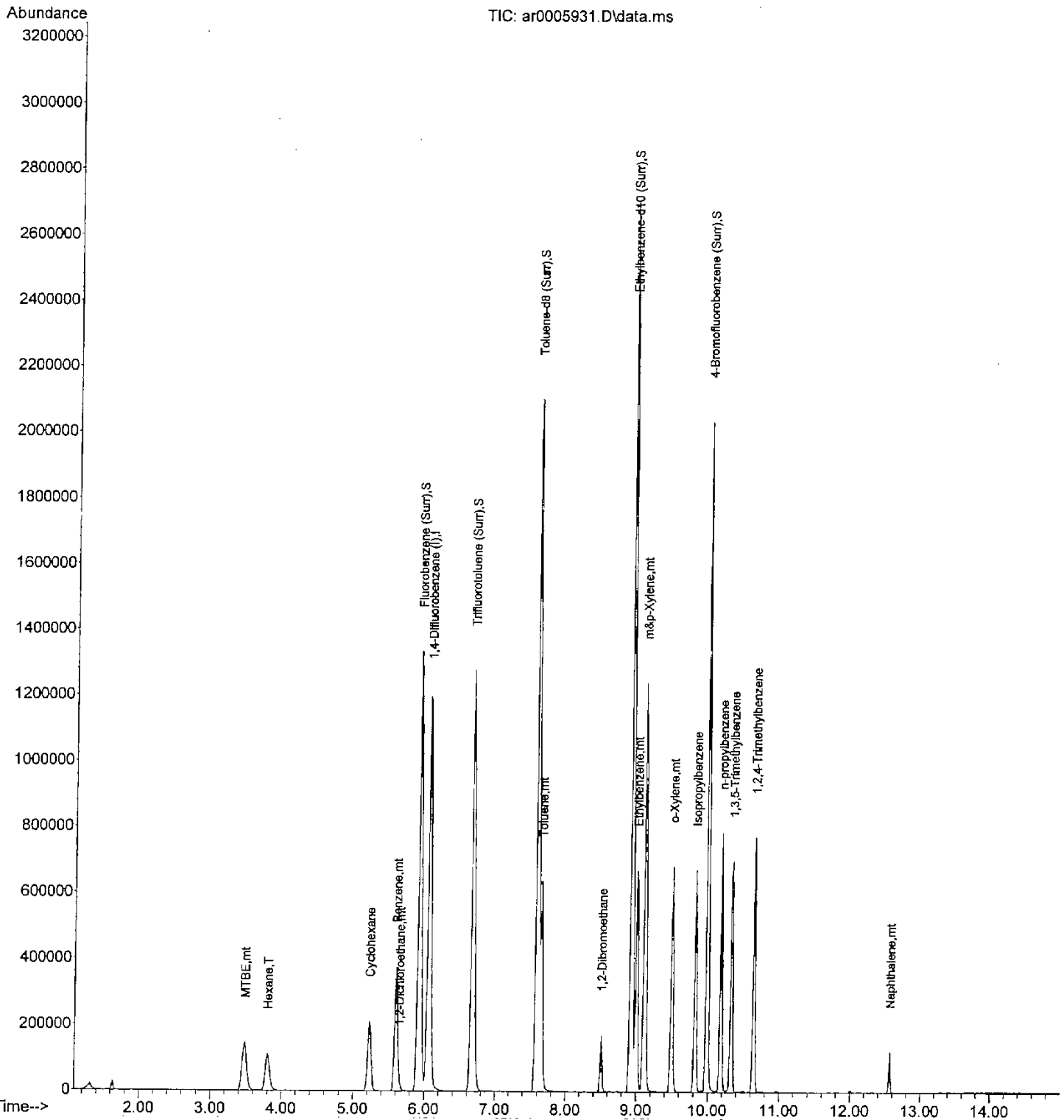
Target Compounds

						Qvalue
7) MTBE	3.479	73	341725	23.27	ug/L #	100
8) Hexane	3.801	56	62051	25.24	ug/L	96
9) Cyclohexane	5.228	56	162231	24.43	ug/L	94
10) Benzene	5.606	78	520702	24.81	ug/L	98
11) 1,2-Dichloroethane	5.648	62	18608	3.35	ug/L #	30
12) Toluene	7.649	92	376895	27.00	ug/L	100
13) 1,2-Dibromoethane	8.503	107	125288	25.99	ug/L	99
14) Ethylbenzene	8.992	91	683785	25.43	ug/L	98
15) m&p-Xylene	9.104	106	546484	54.88	ug/L	97
16) o-Xylene	9.496	91	540716	26.71	ug/L	99
17) Isopropylbenzene	9.818	105	578028	26.34	ug/L	98
18) n-propylbenzene	10.182	91	729673	26.94	ug/L	99
19) 1,3,5-Trimethylbenzene	10.335	105	518422	27.11	ug/L	98
20) 1,2,4-Trimethylbenzene	10.643	105	521105	27.13	ug/L	99
21) Naphthalene	12.560	128	86272	5.07	ug/L	99

(#) = qualifier out of range (m) = manual integration (+) = signals summed

Data Path : E:\1\data\03272007\
Data File : ar0005931.D
Acq On : 27 Mar 2007 12:30 pm
Operator : frz
Sample : 25 ug/L Aromatics
Misc : 1369-58-03
ALS Vial : 4 Sample Multiplier: 1

Quant Time: Mar 29 08:33:56 2007
Quant Method : E:\1\methods\RBCA_03162007.M
Quant Title : SEA041: RBCA plus by 8260B 01-26-2007
QLast Update : Fri Mar 16 15:09:56 2007
Response via : Initial Calibration



Data Path : E:\1\data\03272007\
 Data File : ar0005931.D
 Acq On : 27 Mar 2007 12:30 pm
 Operator : frz
 Sample : 25 ug/L Aromatics
 Misc : 1369-58-03
 ALS Vial : 4 Sample Multiplier: 1

Quant Time: Mar 29 08:33:56 2007
 Quant Method : E:\1\methods\RBCA_03162007.M
 Quant Title : SEA041: RBCA plus by 8260B 01-26-2007
 QLast Update : Fri Mar 16 15:09:56 2007
 Response via : Initial Calibration

Min. RRF : 0.000 Min. Rel. Area : 50% Max. R.T. Dev 0.50min
 Max. RRF Dev : 20% Max. Rel. Area : 150%

Compound		Amount	Calc.	%Dev	Area	% Dev(min)
1 I	1,4-Difluorobenzene (I)	100.000	100.000	0.0	128	0.00
2 S	Fluorobenzene (Surr)	100.000	100.196	-0.2	128	0.00
3 S	Trifluorotoluene (Surr)	100.000	105.247	-5.2	137	0.00
4 S	Toluene-d8 (Surr)	100.000	104.959	-5.0	134	0.02
5 S	Ethylbenzene-d10 (Surr)	100.000	102.352	-2.4	130	-0.01
6 S	4-Bromofluorobenzene (Surr)	100.000	109.334	-9.3	139	0.00
7 mt	MTBE	25.000	23.275	6.9	116	-0.01
8 T	Hexane	25.000	25.237	-0.9	121	0.00
9	Cyclohexane	25.000	24.433	2.3	119	-0.01
10 mt	Benzene	25.000	24.813	0.7	127	0.00
11 mt	1,2-Dichloroethane	25.000	3.352	86.6#	46	-0.01
12 mt	Toluene	25.000	27.004	-8.0	136	0.00
13	1,2-Dibromoethane	25.000	25.994	-4.0	132	0.00
14 mt	Ethylbenzene	25.000	25.430	-1.7	127	-0.01
15 mt	m&p-Xylene	50.000	54.879	-9.8	136	0.00
16 mt	o-Xylene	25.000	26.710	-6.8	131	0.00
17	Isopropylbenzene	25.000	26.339	-5.4	133	-0.01
18	n-propylbenzene	25.000	26.943	-7.8	132	0.00
19	1,3,5-Trimethylbenzene	25.000	27.109	-8.4	137	0.00
20	1,2,4-Trimethylbenzene	25.000	27.126	-8.5	137	0.00
21 mt	Naphthalene	5.000	5.072	-1.4	158	-0.01

(#) = Out of Range

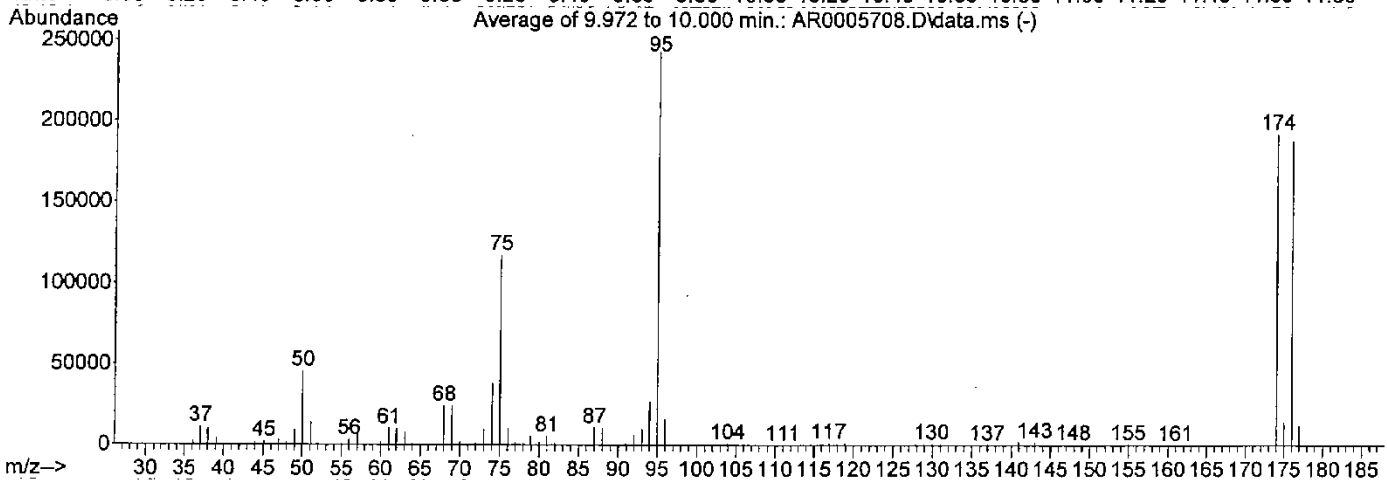
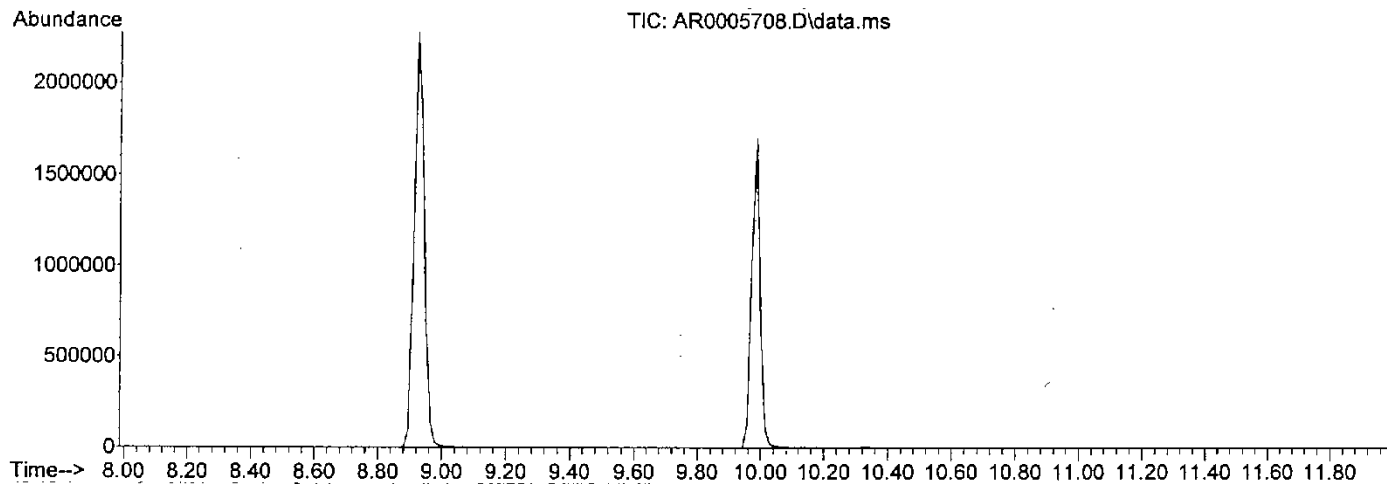
SPCC's out = 0 CCC's out = 0

BFB TUNING

Data Path : E:\1\data\03162007\
 Data File : AR0005708.D
 Acq On : 16 Mar 2007 11:36 am
 Operator : frz
 Sample : rinse/tune
 Misc : water
 ALS Vial : 2 Sample Multiplier: 1

Integration File: rteint.p

Method : E:\1\methods\RBCA_03162007.M
 Title : SEA041: RBCA plus by 8260B 01-26-2007
 Last Update : Fri Mar 16 15:09:56 2007



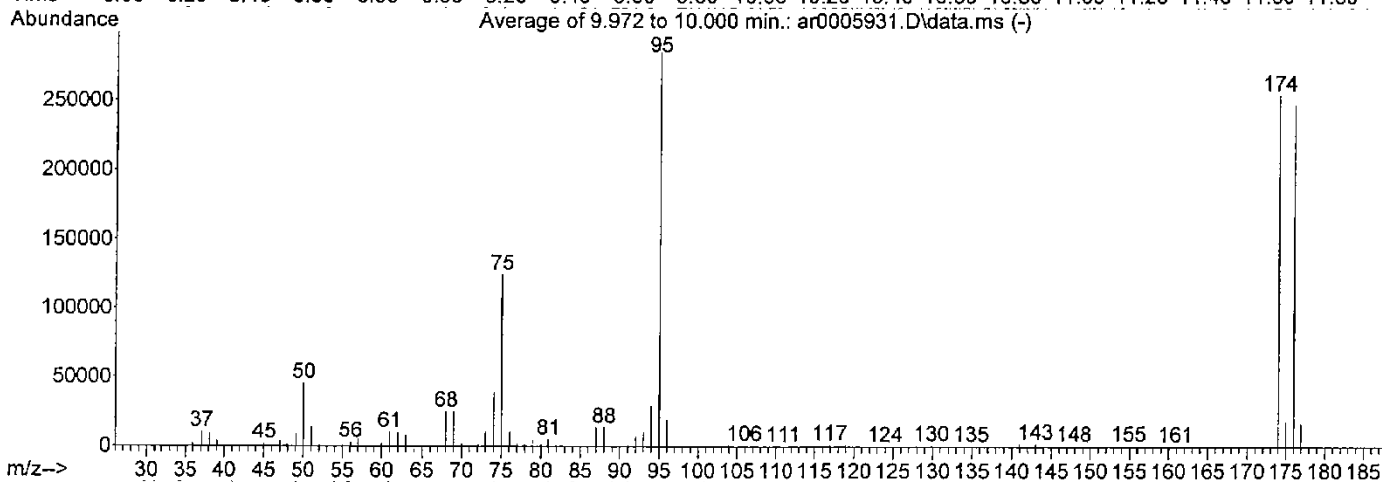
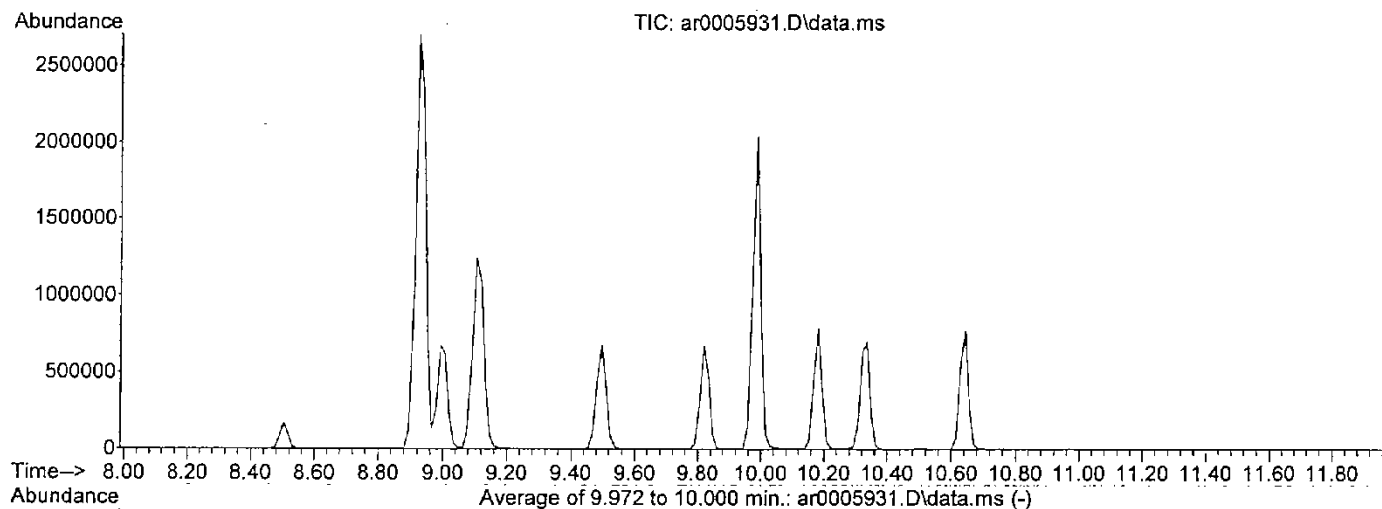
AutoFind: Scans 636, 637, 638; Background Corrected with Scan 631

Target Mass	Rel. to Mass	Lower Limit%	Upper Limit%	Rel. Abn%	Raw Abn	Result Pass/Fail
50	95	15	40	18.8	45672	PASS
75	95	30	60	48.2	117168	PASS
95	95	100	100	100.0	242928	PASS
96	95	5	9	6.6	16106	PASS
173	174	0.00	2	0.0	0	PASS
174	95	50	100	79.0	192021	PASS
175	174	5	9	7.3	13991	PASS
176	174	95	101	97.6	187336	PASS
177	176	5	9	6.5	12198	PASS

Data Path : E:\1\data\03272007\
 Data File : ar0005931.D
 Acq On : 27 Mar 2007 12:30 pm
 Operator : frz
 Sample : 25 ug/L Aromatics
 Misc : 1369-58-03
 ALS Vial : 4 Sample Multiplier: 1

Integration File: rteint.p

Method : E:\1\methods\RBCA_03162007.M
 Title : SEA041: RBCA plus by 8260B 01-26-2007
 Last Update : Fri Mar 16 15:09:56 2007



AutoFind: Scans 636, 637, 638; Background Corrected with Scan 631

Target Mass	Rel. to Mass	Lower Limit%	Upper Limit%	Rel. Abn%	Raw Abn	Result Pass/Fail
50	95	15	40	15.8	45080	PASS
75	95	30	60	43.7	124618	PASS
95	95	100	100	100.0	284949	PASS
96	95	5	9	6.7	19014	PASS
173	174	0.00	2	0.0	0	PASS
174	95	50	100	89.2	254122	PASS
175	174	5	9	7.2	18177	PASS
176	174	95	101	97.2	247125	PASS
177	176	5	9	6.5	16113	PASS

METHOD BLANK

Data Path : E:\1\data\03272007\
 Data File : ar0005937.D
 Acq On : 27 Mar 2007 2:45 pm
 Operator : frz
 Sample : MB 580-17017/1-AA
 Misc : gro/8260 BT=Sea041032707a
 ALS Vial : 10 Sample Multiplier: 1

Quant Time: Mar 29 10:06:46 2007
 Quant Method : E:\1\methods\RBCA_03162007.M
 Quant Title : SEA041: RBCA plus by 8260B 01-26-2007
 QLast Update : Fri Mar 16 15:09:56 2007
 Response via : Initial Calibration

Internal Standards	R.T.	QIon	Response	Conc	Units	Dev(Min)
1) 1,4-Difluorobenzene (I)	6.054	114	1853356	100.00	ug/L	-0.01


System Monitoring Compounds						
2) Fluorobenzene (Surr)	5.928	96	2117698	100.37	ug/L	0.00
3) Trifluorotoluene (Surr)	6.670	146	1169992	118.87	ug/L	0.00
Spiked Amount	100.000	Range	82 - 120	Recovery	=	118.87%
4) Toluene-d8 (Surr)	7.593	98	2172170	103.68	ug/L	0.01
Spiked Amount	100.000			Recovery	=	103.68%
5) Ethylbenzene-d10 (Surr)	8.922	98	2659616	101.44	ug/L	-0.01
Spiked Amount	100.000			Recovery	=	101.44%
6) 4-Bromofluorobenzene (...)	9.986	174	672741	108.72	ug/L	0.00
Spiked Amount	100.000	Range	84 - 135	Recovery	=	108.72%

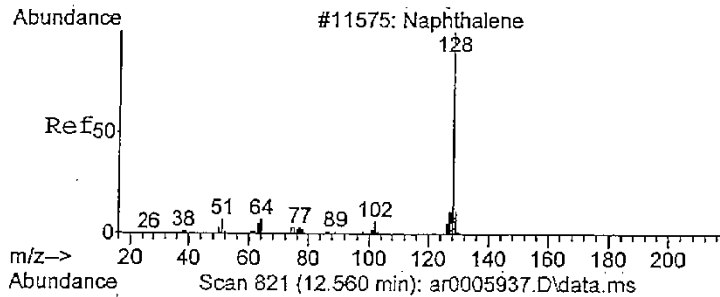
Target Compounds	R.T.	QIon	Response	Conc	Units	Qvalue
21) Naphthalene	12.560	128	259	0.20	ug/L #	73

(#) = qualifier out of range (m) = manual integration (+) = signals summed

Data Path : E:\1\data\03272007\
Data File : ar0005937.D
Acq On : 27 Mar 2007 2:45 pm
Operator : frz
Sample : MB 580-17017/1-AA
Misc : gro/8260 BT=Sea041032707a
ALS Vial : 10 Sample Multiplier: 1

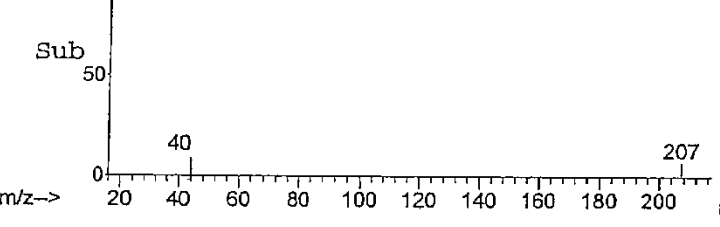
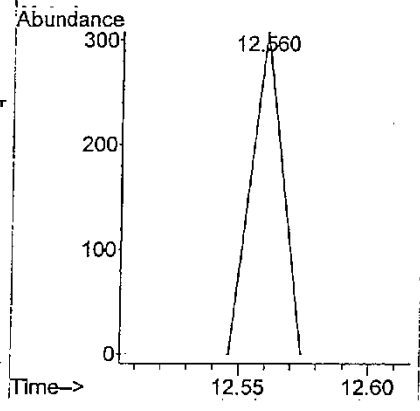

Quant Time: Mar 29 10:06:46 2007
Quant Method : E:\1\methods\RBCA_03162007.M
Quant Title : SEA041: RBCA plus by 8260B 01-26-2007
QLast Update : Fri Mar 16 15:09:56 2007
Response via : Initial Calibration





#21
 Naphthalene
 Concen: 0.20 ug/L
 RT: 12.560 min Scan# 821
 Delta R.T. -0.014 min
 Lab File: ar0005937.D
 Acq: 27 Mar 2007 2:45 pm

Tgt Ion	Ratio	Lower	Upper
128	100		
127	0.0	9.8	14.6#
102	0.0	5.9	8.9#



BLANK SPIKE

Data Path : E:\1\data\03272007\
 Data File : ar0005934.D
 Acq On : 27 Mar 2007 1:38 pm
 Operator : frz
 Sample : LCS 580-17017/4-AA
 Misc : 8260 BT=Sea041032707a
 ALS Vial : 7 Sample Multiplier: 1

Quant Time: Mar 29 10:06:09 2007
 Quant Method : E:\1\methods\RBCA_03162007.M
 Quant Title : SEA041: RBCA plus by 8260B 01-26-2007
 QLast Update : Fri Mar 16 15:09:56 2007
 Response via : Initial Calibration

Internal Standards	R.T.	QIon	Response	Conc	Units	Dev(Min)
1) 1,4-Difluorobenzene (I)	6.054	114	1857382	100.00	ug/L	-0.01

System Monitoring Compounds

2) Fluorobenzene (Surr)	5.928	96	2112855	99.92	ug/L	0.00
3) Trifluorotoluene (Surr)	6.669	146	1209486	122.62	ug/L	0.00
Spiked Amount	100.000	Range 82 - 120	Recovery	=	122.62%#	
4) Toluene-d8 (Surr)	7.579	98	2207490	105.14	ug/L	0.00
Spiked Amount	100.000		Recovery	=	105.14%	
5) Ethylbenzene-d10 (Surr)	8.922	98	2721611	103.58	ug/L	-0.01
Spiked Amount	100.000		Recovery	=	103.58%	
6) 4-Bromofluorobenzene (...)	9.985	174	671778	108.33	ug/L	0.00
Spiked Amount	100.000	Range 84 - 135	Recovery	=	108.33%	


Target Compounds

						Qvalue
7) MTBE	3.479	73	348621	23.93	ug/L #	100
8) Hexane	3.801	56	63307	25.95	ug/L	99
9) Cyclohexane	5.228	56	169802	25.78	ug/L	95
10) Benzene	5.606	78	534984	25.70	ug/L	98
11) 1,2-Dichloroethane	5.648	62	20955	3.81	ug/L #	36
12) Toluene	7.649	92	397819	28.73	ug/L	99
13) 1,2-Dibromoethane	8.502	107	127656	26.70	ug/L	99
14) Ethylbenzene	8.992	91	734047	27.52	ug/L	98
15) m&p-Xylene	9.104	106	584378	59.15	ug/L	96
16) o-Xylene	9.496	91	567891	28.28	ug/L	99
17) Isopropylbenzene	9.817	105	664372	30.51	ug/L	98
18) n-propylbenzene	10.181	91	805951	30.00	ug/L	99
19) 1,3,5-Trimethylbenzene	10.321	105	556537	29.33	ug/L	98
20) 1,2,4-Trimethylbenzene	10.643	105	552114	28.97	ug/L	99
21) Naphthalene	12.560	128	90157	5.33	ug/L	99

(#) = qualifier out of range (m) = manual integration (+) = signals summed

Data Path : E:\1\data\03272007\
Data File : ar0005934.D
Acq On : 27 Mar 2007 1:38 pm
Operator : frz
Sample : LCS 580-17017/4-AA
Misc : 8260 BT=Sea041032707a
ALS Vial : 7 Sample Multiplier: 1

Quant Time: Mar 29 10:06:09 2007
Quant Method : E:\1\methods\RBCA_03162007.M
Quant Title : SEA041: RBCA plus by 8260B 01-26-2007
QLast Update : Fri Mar 16 15:09:56 2007
Response via : Initial Calibration



Data File Name ar0005934.D
Data File Path E:\1\data\03272007\
Operator frz
Date Acquired 3/27/2007 13:38
Acq. Method File GBTEX.M
Sample Name LCS 580-17017/4-AA
Instrument Name Instrument #1

Name	Target Response	25ug/L I-Cal Std.	%R relative to 5.0 ug/L I-Cal	PASS/FAIL
1,4-Difluorobenzene (I)	1857382	1462074	127	pass

Data Path : E:\1\data\03272007\
 Data File : ar0005935.D
 Acq On : 27 Mar 2007 2:00 pm
 Operator : frz
 Sample : LCSO 580-17017/5-AA
 Misc : 8260 BT=Sea041032707a
 ALS Vial : 8 Sample Multiplier: 1

Quant Time: Mar 29 10:06:27 2007
 Quant Method : E:\1\methods\RBCA_03162007.M
 Quant Title : SEA041: RBCA plus by 8260B 01-26-2007
 QLast Update : Fri Mar 16 15:09:56 2007
 Response via : Initial Calibration

Internal Standards	R.T.	QIon	Response	Conc	Units	Dev(Min)
1) 1,4-Difluorobenzene (I)	6.054	114	1866578	100.00	ug/L	-0.01


System Monitoring Compounds						
2) Fluorobenzene (Surr)	5.928	96	2124180	99.96	ug/L	0.00
3) Trifluorotoluene (Surr)	6.669	146	1214034	122.47	ug/L	0.00
Spiked Amount	100.000	Range	82 - 120	Recovery	=	122.47%#
4) Toluene-d8 (Surr)	7.593	98	2187026	103.65	ug/L	0.01
Spiked Amount	100.000			Recovery	=	103.65%
5) Ethylbenzene-d10 (Surr)	8.922	98	2707013	102.51	ug/L	-0.01
Spiked Amount	100.000			Recovery	=	102.51%
6) 4-Bromofluorobenzene (...)	9.986	174	676476	108.55	ug/L	0.00
Spiked Amount	100.000	Range	84 - 135	Recovery	=	108.55%

Target Compounds						Qvalue
7) MTBE	3.479	73	364820	24.92	ug/L #	100
8) Hexane	3.801	56	63053	25.72	ug/L	98
9) Cyclohexane	5.228	56	172119	26.00	ug/L	94
10) Benzene	5.606	78	542331	25.92	ug/L	98
11) 1,2-Dichloroethane	5.648	62	20459	3.70	ug/L #	33
12) Toluene	7.649	92	399496	28.71	ug/L	99
13) 1,2-Dibromoethane	8.502	107	129068	26.86	ug/L	97
14) Ethylbenzene	8.992	91	734484	27.40	ug/L	98
15) m&p-Xylene	9.104	106	584536	58.88	ug/L	97
16) o-Xylene	9.496	91	568974	28.19	ug/L	99
17) Isopropylbenzene	9.818	105	668342	30.55	ug/L	98
18) n-propylbenzene	10.181	91	814697	30.17	ug/L	99
19) 1,3,5-Trimethylbenzene	10.335	105	551031	28.90	ug/L	98
20) 1,2,4-Trimethylbenzene	10.643	105	554212	28.94	ug/L	99
21) Naphthalene	12.560	128	90115	5.31	ug/L	98

(#) = qualifier out of range (m) = manual integration (+) = signals summed

Data Path : E:\1\data\03272007\
Data File : ar0005935.D
Acq On : 27 Mar 2007 2:00 pm
Operator : frz
Sample : LCSD 580-17017/5-AA
Misc : 8260 BT=Sea041032707a
ALS Vial : 8 Sample Multiplier: 1

Quant Time: Mar 29 10:06:27 2007
Quant Method : E:\1\methods\RBCA_03162007.M
Quant Title : SEA041: RBCA plus by 8260B 01-26-2007
QLast Update : Fri Mar 16 15:09:56 2007
Response via : Initial Calibration



Data File Name ar0005935.D
Data File Path E:\1\data\03272007\
Operator frz
Date Acquired 3/27/2007 14:00
Acq. Method File GBTEX.M
Sample Name LCSD 580-17017/5-AA
Instrument Name Instrument #1

Name	Target Response	25ug/L I-Cal Std.	%R relative to 5.0 ug/L I-Cal	PASS/FAIL
1,4-Difluorobenzene (I)	1866578	1462074	128	pass

LABORATORY WORKSHEETS

Solid SW-846-3500 Analysis Sheet

(To Accompany Samples to Instruments)

Batch Number: 580-17116

Method Code: 580-8260B-580

Batch Open: 3/27/2007 1:38:00PM

Batch End:

Volatile Organic Compounds by GC/MS

Input Sample Lab ID (Analytical Method)	SDG	Initial Amount	Final Amount	Due Date	Analytical TAT	Div Rank	Comments	Output Sample Lab ID
1 LCS~580-17017/4-AA N/A	N/A	5 mL	5 mL	N/A	N/A	N/A		
2 LCSD~580-17017/5-AA N/A	N/A	5 mL	5 mL	N/A	N/A	N/A		
3 MB~580-17017/1-AA N/A	N/A	5 mL	5 mL	N/A	N/A	N/A		
4 580-5385-D-1-A (8260B)	N/A	5 mL	5 mL	3/30/07	5_Days	4		
5 580-5385-D-2-A (8260B)	N/A	5 mL	5 mL	3/30/07	5_Days	4		
6 580-5385-D-3-A (8260B)	N/A	5 mL	5 mL	3/30/07	5_Days	4		
7 580-5385-D-4-A (8260B)	N/A	5 mL	5 mL	3/30/07	5_Days	4		
8 580-5385-D-5-A (8260B)	N/A	5 mL	5 mL	3/30/07	5_Days	4		
9 580-5385-D-6-A (8260B)	N/A	5 mL	5 mL	3/30/07	5_Days	4		
10 580-5385-D-7-A (8260B)	N/A	5 mL	5 mL	3/30/07	5_Days	4		
11 580-5385-D-8-A (8260B)	N/A	5 mL	5 mL	3/30/07	5_Days	4		
12 580-5385-D-9-A (8260B)	N/A	5 mL	5 mL	3/30/07	5_Days	4		
13 580-5385-D-10-A (8260B)	N/A	5 mL	5 mL	3/30/07	5_Days	4		
14 580-5372-E-1-A (8260B)	N/A	5 mL	5 mL	3/29/07	5_Days	4		
15 580-5372-D-2-A (8260B)	N/A	5 mL	5 mL	3/29/07	5_Days	4		

Solid SW-846-3500 Analysis Sheet

(To Accompany Samples to Instruments)

Batch Number: 580-17116 Batch Open: 3/27/2007 1:38:00PM
 Method Code: 580-8260B-580 Batch End:

16	580-5372-D-3-A (8260B)	N/A	5 mL	5 mL	3/29/07	5_Days	4
17	580-5372-D-4-A (8260B)	N/A	5 mL	5 mL	3/29/07	5_Days	4
18	580-5320-A-1-A (8260B)	N/A	5 mL	5 mL	3/27/07	6_Days - E	2
19	580-5320-A-7-A (8260B)	N/A	5 mL	5 mL	3/27/07	6_Days - E	2
20	580-5395-A-2-I (8260B)	N/A	5 mL	5 mL	4/4/07	8_Days - R	2
21	580-5395-A-2-K-DU (8260B)	N/A	5 mL	5 mL	4/4/07	8_Days - R	2

Page 132 of 814

Batch Notes

Batch Comment

Comments

Login Comments for Job 5372: PND07-9 4oz soil jar rcvd broken...
 PHD07-9 Methanol preserved sample in non pretared jar...
 Login Comments for Job 5395: Verified pH<2 in preserved bottles

Solid SW-846-3500 Analysis Sheet

(To Accompany Samples to Instruments)

Batch Number: 580-17116
 Method Code: 580-8260B-580

Batch Open: 3/27/2007 1:38:00PM
 Batch End:

Reagent Additions Worksheet

Lab ID	Reagent Code	Amount Added	Final Amount	By	Witness
LCS 580-17017/4-AA	GBIS&SUR_00007	1 uL	5 mL		
LCSD 580-17017/5-AA	GBIS&SUR_00007	1 uL	5 mL		
MB 580-17017/1-AA	GBIS&SUR_00007	1 uL	5 mL		
580-5385-D-1-A	GBIS&SUR_00007	1 uL	5 mL		
580-5385-D-2-A	GBIS&SUR_00007	1 uL	5 mL		
580-5385-D-3-A	GBIS&SUR_00007	1 uL	5 mL		
580-5385-D-4-A	GBIS&SUR_00007	1 uL	5 mL		
580-5385-D-5-A	GBIS&SUR_00007	1 uL	5 mL		
580-5385-D-6-A	GBIS&SUR_00007	1 uL	5 mL		
580-5385-D-7-A	GBIS&SUR_00007	1 uL	5 mL		
580-5385-D-8-A	GBIS&SUR_00007	1 uL	5 mL		
580-5385-D-9-A	GBIS&SUR_00007	1 uL	5 mL		
580-5385-D-10-A	GBIS&SUR_00007	1 uL	5 mL		
580-5372-E-1-A	GBIS&SUR_00007	1 uL	5 mL		
580-5372-D-2-A	GBIS&SUR_00007	1 uL	5 mL		
580-5372-D-3-A	GBIS&SUR_00007	1 uL	5 mL		
580-5372-D-4-A	GBIS&SUR_00007	1 uL	5 mL		
580-5320-A-1-A	GBIS&SUR_00007	1 uL	5 mL		

Solid SW-846-3500 Analysis Sheet

(To Accompany Samples to Instruments)

Batch Number: 580-17116

Method Code: 580-8260B-580

Batch Open: 3/27/2007 1:38:00PM

Batch End:

580-5320-A-7-A	GBIS&SUR_00007	1 uL	5 mL
580-5395-A-2-I	GBIS&SUR_00007	1 uL	5 mL
580-5395-A-2-K DU	GBIS&SUR_00007	1 uL	5 mL

Reagent	Other Reagents:	Amount/Units	Lot#:

SEMIVOLATILE DATA PACKAGE

SAMPLE DATA

Data File : G:\DATA\040407_a\ak008799.D
 Sample : 580-5372-A-3-C
 Misc : BTSS40040407A
 Acq On : 5 Apr 2007 4:48
 InstName : sea040

Vial: 29

Operator: CLZ

DataAcq Meth:8270.M

Quant Method : G:\Methods\8270_040407.M
 Quant Title : USEPA Method 8270 Calibration
 QLast Update : Thu Apr 05 15:27:53 2007
 Response via : Initial Calibration
 Quant Results File: 8270_040407.RES

Internal Standards	R.T.	QIon	Response	Conc	Units	Dev(Min)
1) 1,4-Dichlorobenzene-d4...	5.965	152	189199	1000.00	ug/L	0.00
21) Naphthalene - d8 (I)	7.077	136	728081	1000.00	ug/L	0.00
37) Acenaphthene - d10 (I)	8.559	162	385763	1000.00	ug/L	0.00
61) Phenanthrene - d10 (I)	9.944	188	651086	1000.00	ug/L	0.00
78) Chrysene - d12 (I)	12.891	240	476558	1000.00	ug/l	0.00
84) Perylene - d12 (I)	14.779	264	363747	1000.00	ug/L	0.00

System Monitoring Compounds

4) 2 - Fluorophenol (S)	4.692	112	98304	407.19	ug/L	0.00
7) Phenol - d5 (S)	5.633	99	119989	413.12	ug/L	-0.01
22) Nitrobenzene - d5 (S)	6.457	82	80618	354.10	ug/L	0.00
42) 2 - Fluorobiphenyl (S)	7.987	172	112782	195.41	ug/L	0.00
64) 2,4,6 - Tribromophenol...	9.265	330	33657	376.77	ug/L	0.00
77) p - Terphenyl - d14 (S)	11.682	244	126877	304.79	ug/L	-0.01

Target Compounds

						Qvalue
8) Phenol	5.649	94	4303	8.58	ug/L	83
11) Decane	5.826	57	34303	132.86	ug/L	92
14) Benzyl alcohol	6.098	79	4036	27.43	ug/L	88
18) 3-&4-Methylphenol	6.328	108	8560	48.22	ug/L	87
31) Naphthalene	7.093	128	11083	13.39	ug/L	93
35) 2-Methylnaphthalene	7.682	141	63784	153.35	ug/L	93
36) 1-Methylnaphthalene	7.762	141	43521	97.94	ug/l	92
44) Biphenyl	8.072	154	31539	48.96	ug/L	94
46) Dimethylphthalate	8.323	163	35037	68.39	ug/L	93
47) Acenaphthylene	8.436	152	52065	67.55	ug/L	100
50) Acenaphthene	8.586	153	85440	168.15	ug/L	95
53) Dibenzofuran	8.735	168	147542	218.83	ug/L	96
57) Diethylphthalate	8.933	149	12286	15.93	ug/L	93
58) Fluorene	9.046	166	78148	154.89	ug/L	98
69) Phenanthrene	9.966	178	1581623	2121.65	ug/L	90
70) Anthracene	10.019	178	101132	151.98	ug/L	100
71) Octadecane	9.837	57	60993	219.55	ug/L	85
72) Carbazole	10.185	167	54023	107.05	ug/L	83
73) Di-n-butylphthalate	10.565	149	67701	72.81	ug/L	98
74) Fluoranthene	11.233	202	4711802	7217.32	ug/L	96
75) Pyrene	11.490	202	2867839	4138.42	ug/L	98
80) Benzo(a)anthracene	12.881	228	333585	632.69	ug/L	97
82) Chrysene	12.918	228	1018735	1918.86	ug/L	98
83) bis(2-Ethylhexyl)phtha...	12.971	149	253872	638.88	ug/L	97
86) Benzo(b)fluoranthene	14.212	252	472783	996.15	ug/l	99
87) Benzo(k)fluoranthene	14.244	252	164629m	334.76	ug/l	
88) Benzofluoranthenes	14.233	252	666261	1209.10	ug/L	89
89) Benzo(a)pyrene	14.688	252	126052	334.49	ug/L	100
90) Indeno(1,2,3-cd)pyrene	16.393	276	60820	247.57	ug/L	90
91) Dibenz(a,h)anthracene	16.423	278	9657	35.48	ug/L	78
92) Benzo(g,h,i)perylene	16.779	276	60012	168.44	ug/L	94

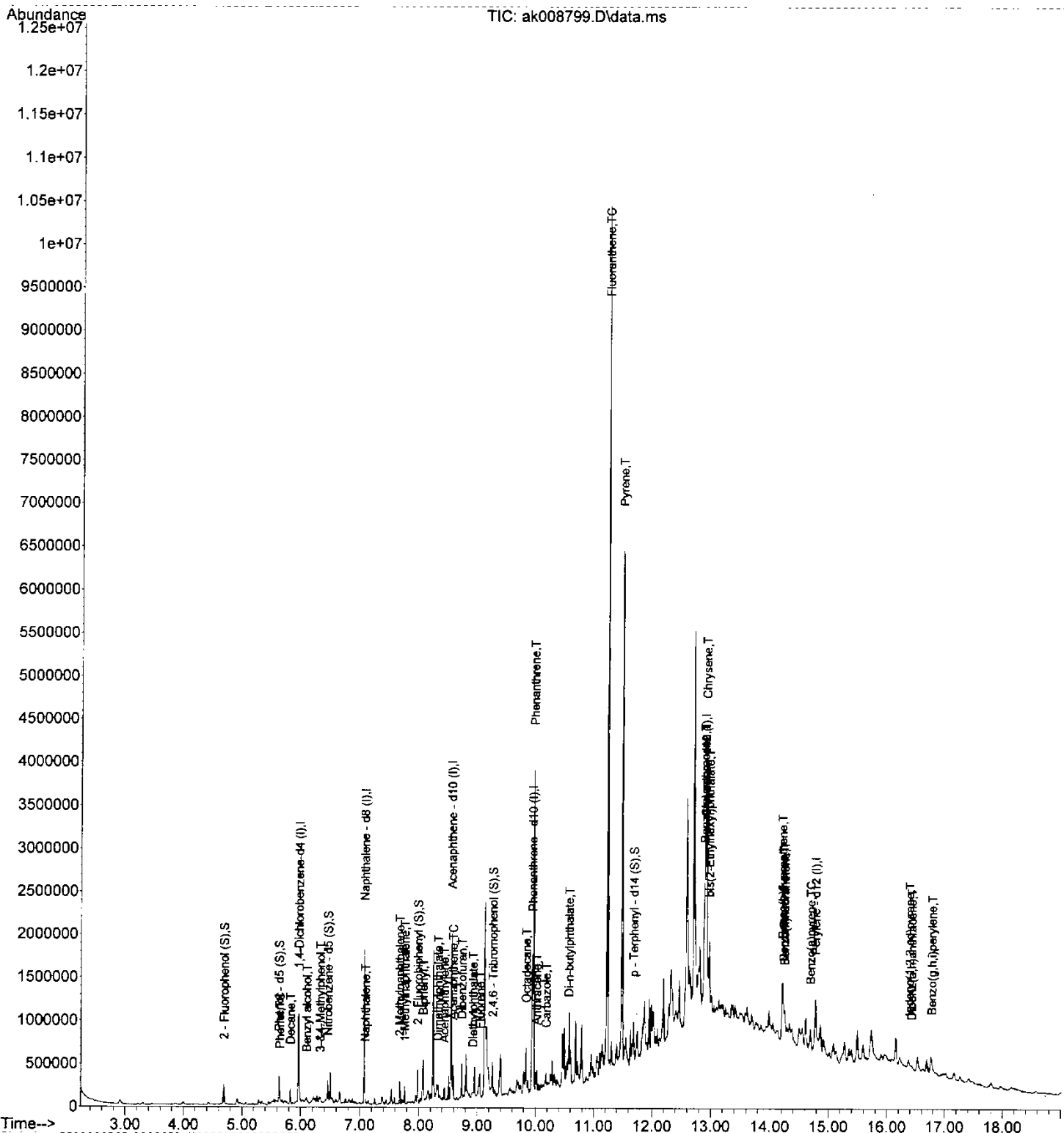
(#) = qualifier out of range (m) = manual integration (+) = signals summed

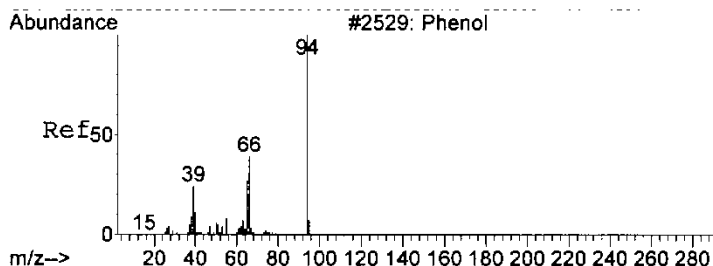
Data File : G:\DATA\040407_a\ak008799.D
 Sample : 580-5372-A-3-C
 Misc : BTSS40040407A
 Acq On : 5 Apr 2007 4:48
 InstName : sea040

Vial: 29

Operator: CLZ

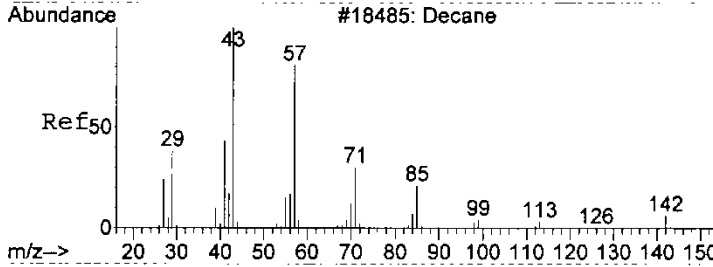
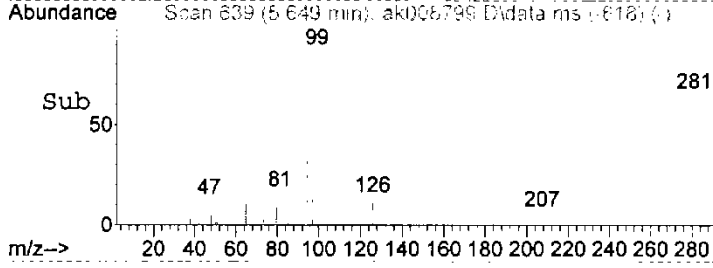
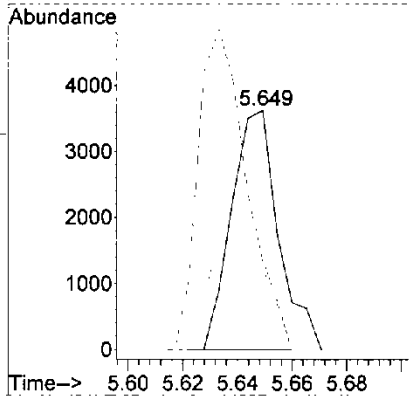
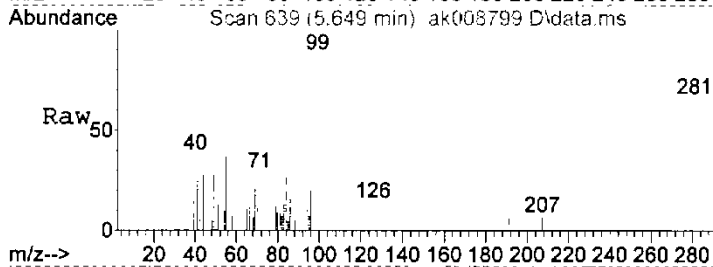
DataAcq Meth:8270.M
 Quant Method : G:\Methods\8270_040407.M
 Quant Title : USEPA Method 8270 Calibration
 QLast Update : Thu Apr 05 15:27:53 2007
 Response via : Initial Calibration
 Quant Results File: 8270_040407.RES





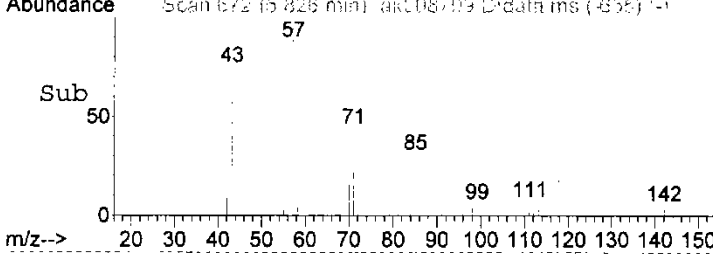
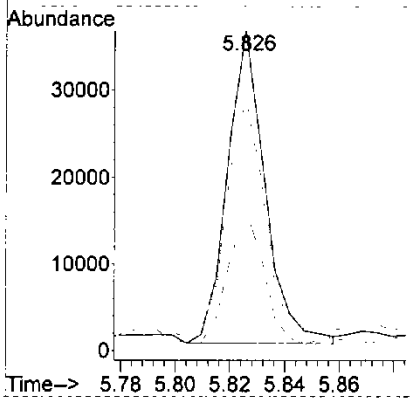
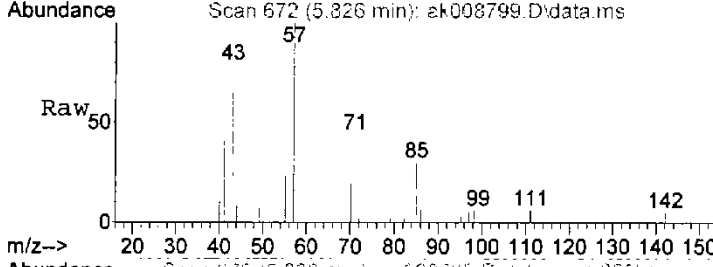
#8
 Phenol
 Concen: 8.58 ug/L
 RT: 5.649 min Scan# 639
 Delta R.T. 0.014 min
 Lab File: ak008799.D
 Acq: 5 Apr 2007 4:48

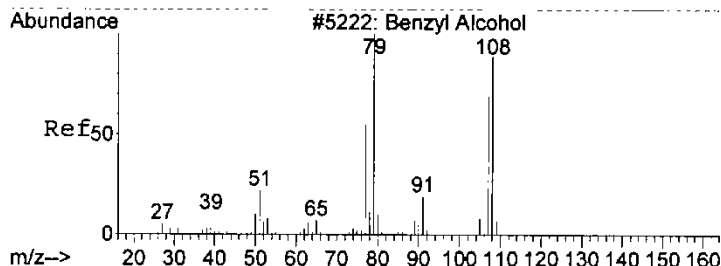
Tgt Ion	Resp	Lower	Upper
94	4303		
66	21.7	0.0	59.8
65	33.5	0.0	54.2



#11
 Decane
 Concen: 132.86 ug/L
 RT: 5.826 min Scan# 672
 Delta R.T. -0.007 min
 Lab File: ak008799.D
 Acq: 5 Apr 2007 4:48

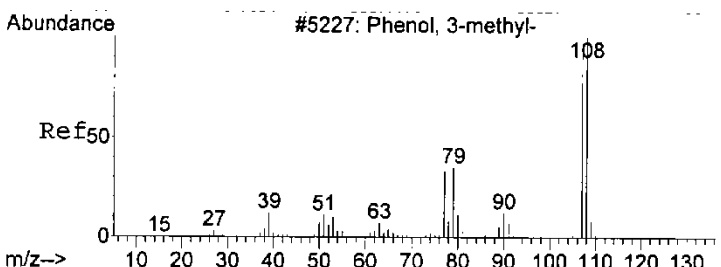
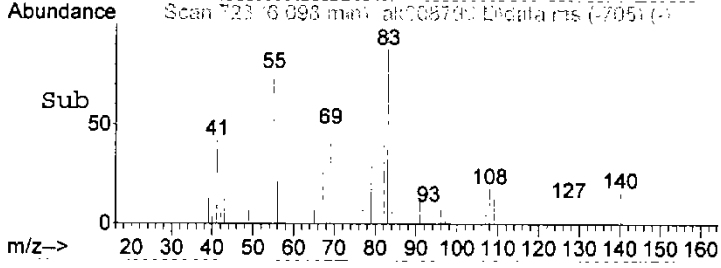
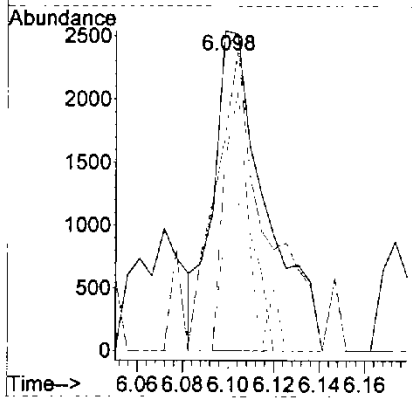
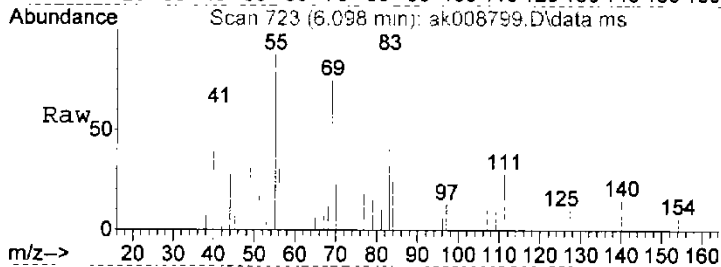
Tgt Ion	Resp	Lower	Upper
57	34303		
71	42.3	10.8	70.8
43	75.9	55.6	115.6





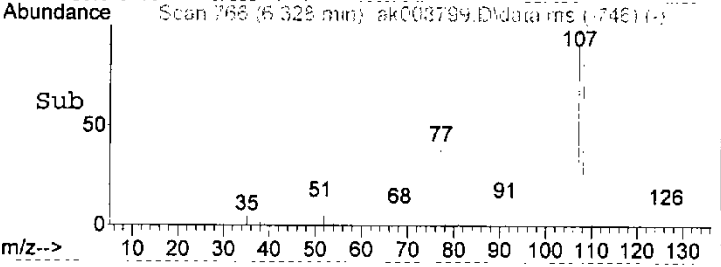
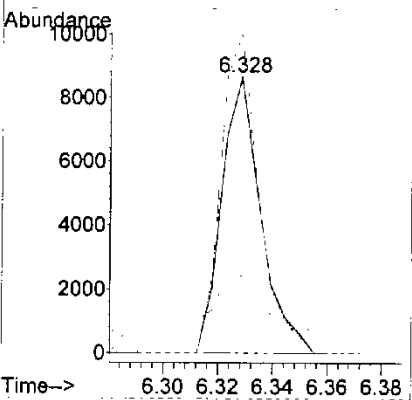
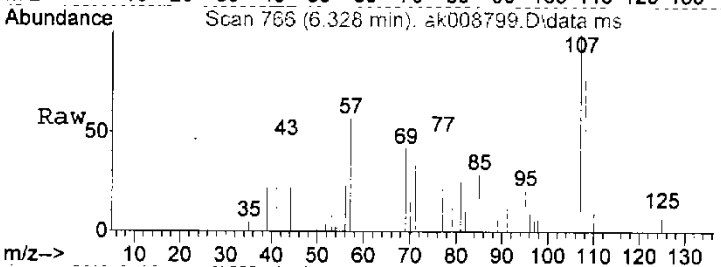
#14
Benzyl alcohol
Concen: 27.43 ug/L
RT: 6.098 min Scan# 723
Delta R.T. -0.004 min
Lab File: ak008799.D
Acq: 5 Apr 2007 4:48

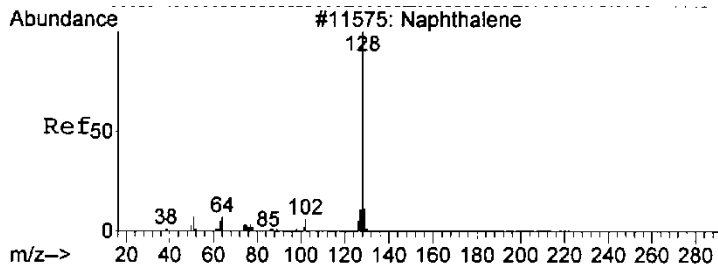
Tgt Ion	Resp	Lower	Upper
79	100		
108	68.6	51.5	111.5
107	44.0	27.7	87.7
77	63.4	35.1	95.1



#18
3-&4-Methylphenol
Concen: 48.22 ug/L
RT: 6.328 min Scan# 766
Delta R.T. 0.007 min
Lab File: ak008799.D
Acq: 5 Apr 2007 4:48


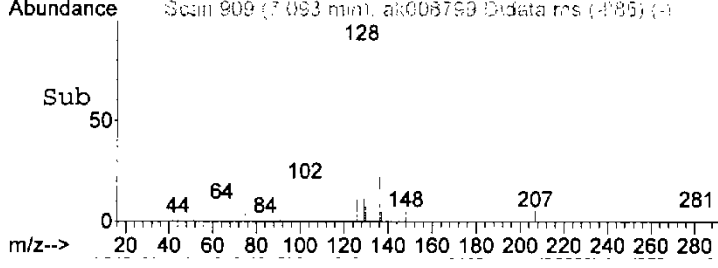
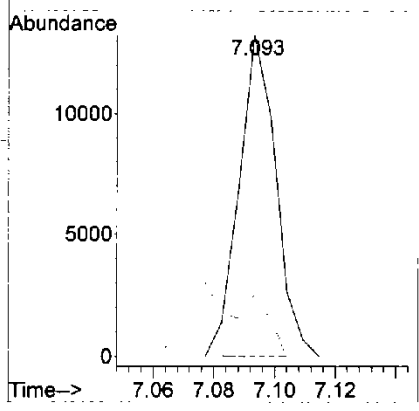
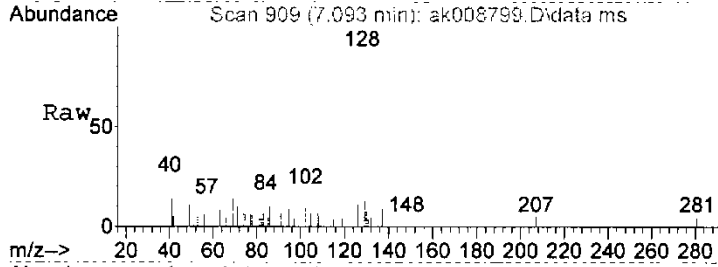
Tgt Ion	Resp	Lower	Upper
108	100		
107	116.0	74.6	134.6
79	17.1	0.0	56.3





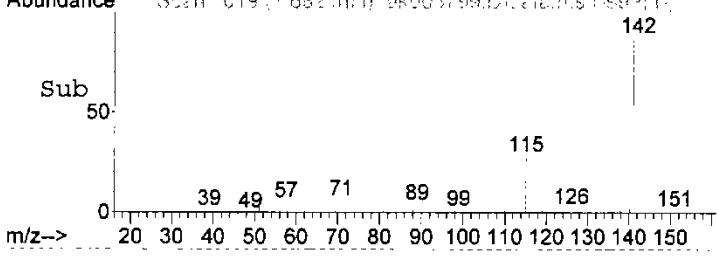
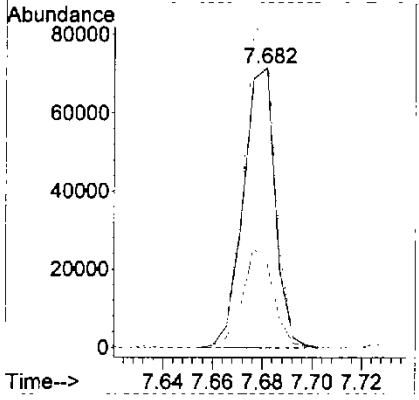
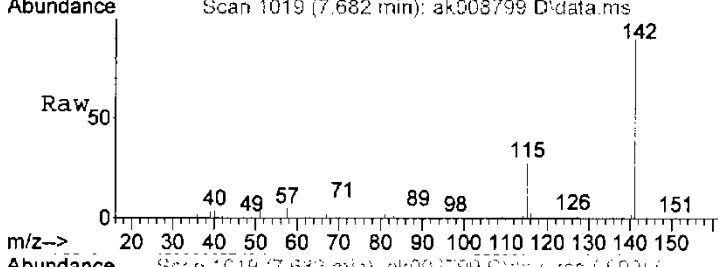
#31
 Naphthalene
 Concen: 13.39 ug/L
 RT: 7.093 min Scan# 909
 Delta R.T. -0.002 min
 Lab File: ak008799.D
 Acq: 5 Apr 2007 4:48

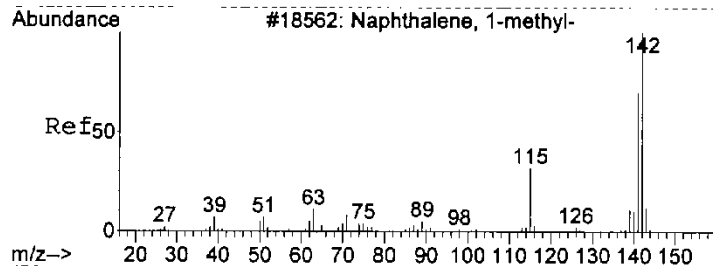
Tgt Ion	Resp	Lower	Upper
128	11083		
102	12.3	0.0	38.5
129	12.8	0.0	41.0



#35
 2-Methylnaphthalene
 Concen: 153.35 ug/L
 RT: 7.682 min Scan# 1019
 Delta R.T. 0.006 min
 Lab File: ak008799.D
 Acq: 5 Apr 2007 4:48


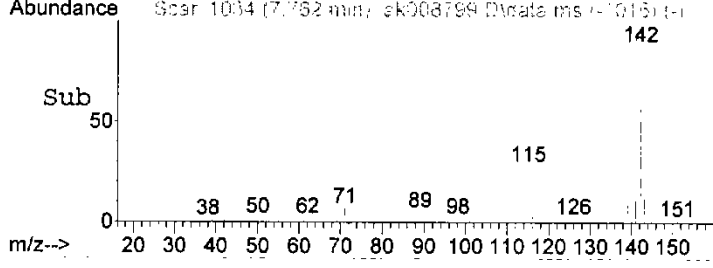
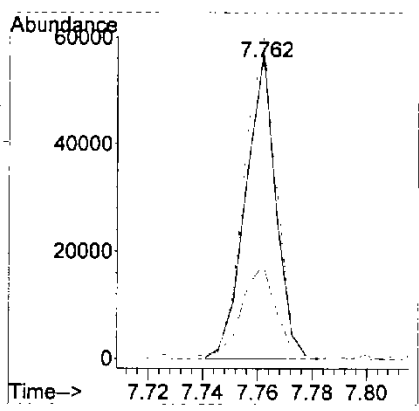
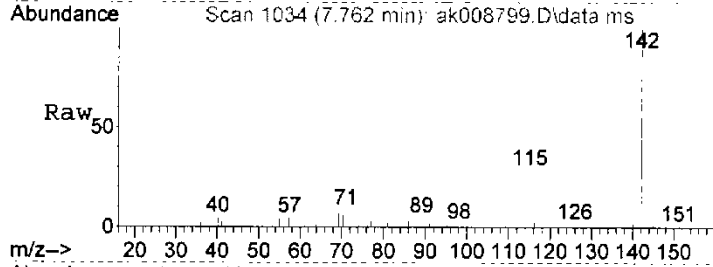
Tgt Ion	Resp	Lower	Upper
141	63784		
141	100		
115	31.1	4.6	64.6
142	111.1	88.6	148.6





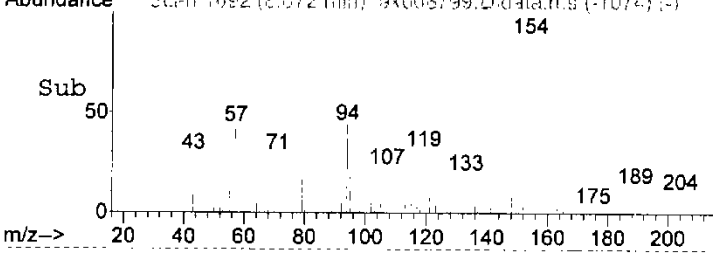
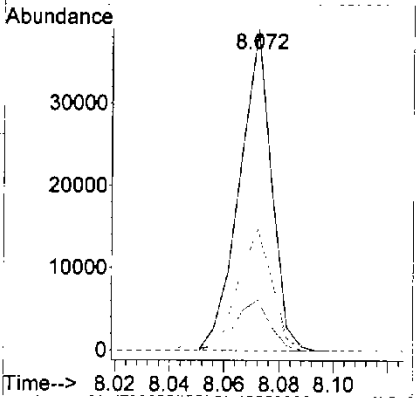
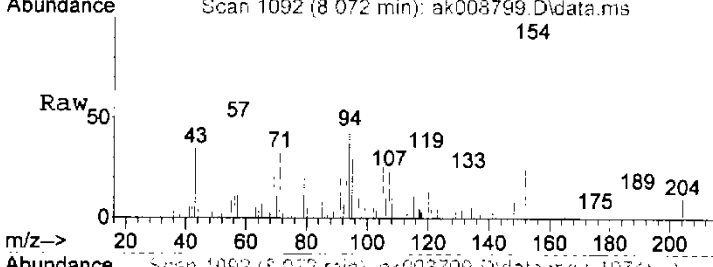
#36
 1-Methylnaphthalene
 Concen: 97.94 ug/l
 RT: 7.762 min Scan# 1034
 Delta R.T. 0.000 min
 Lab File: ak008799.D
 Acq: 5 Apr 2007 4:48

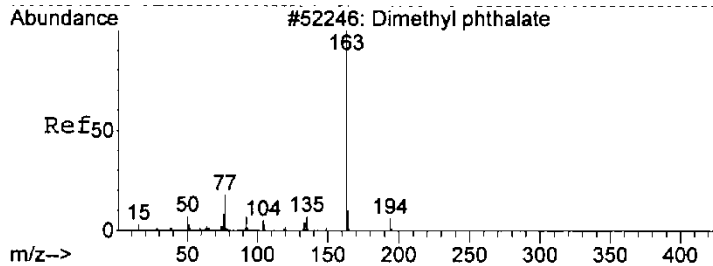
Tgt Ion	Resp	Lower	Upper
141	43521		
141	100		
115	29.5	6.0	66.0
142	105.1	82.7	142.7



#44
 Biphenyl
 Concen: 48.96 ug/L
 RT: 8.072 min Scan# 1092
 Delta R.T. -0.001 min
 Lab File: ak008799.D
 Acq: 5 Apr 2007 4:48


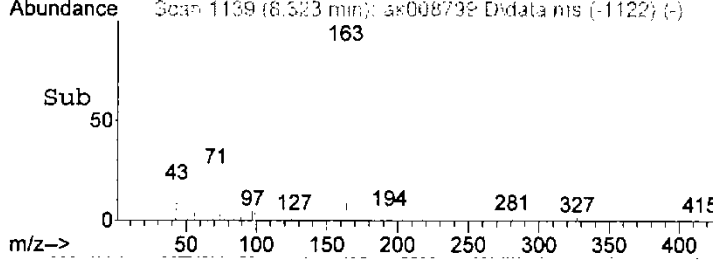
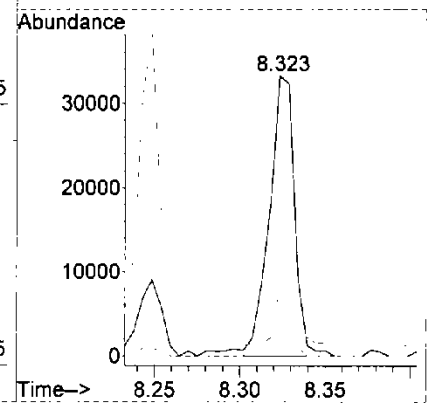
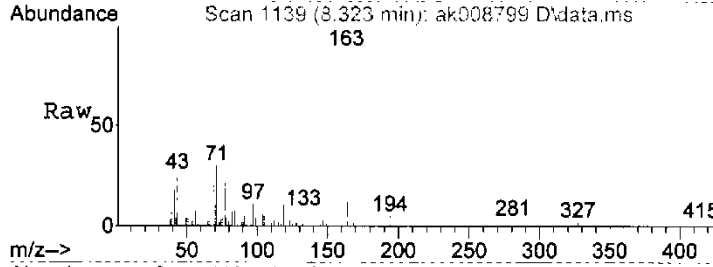
Tgt Ion	Resp	Lower	Upper
154	31539		
154	100		
153	37.7	8.7	68.7
152	21.8	0.0	57.3
76	15.8	0.0	43.3





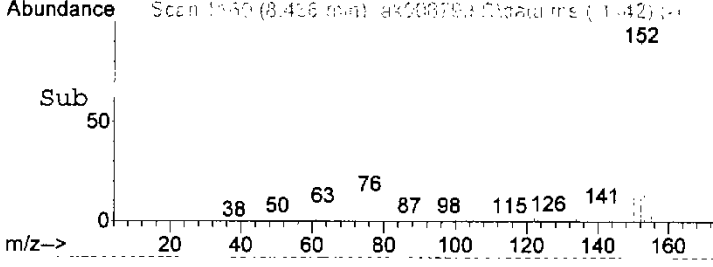
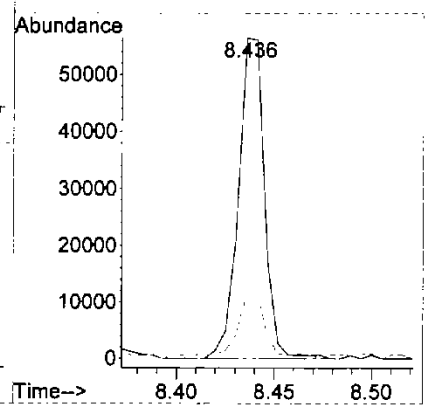
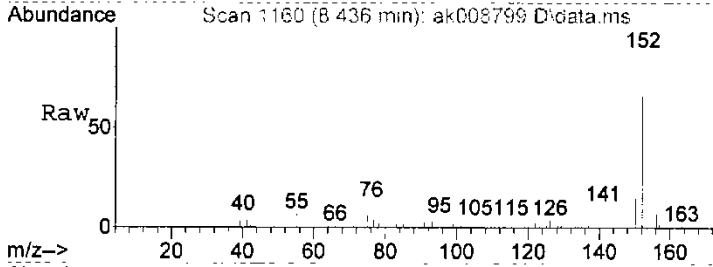
#46
 Dimethylphthalate
 Concen: 68.39 ug/L
 RT: 8.323 min Scan# 1139
 Delta R.T. -0.007 min
 Lab File: ak008799.D
 Acq: 5 Apr 2007 4:48

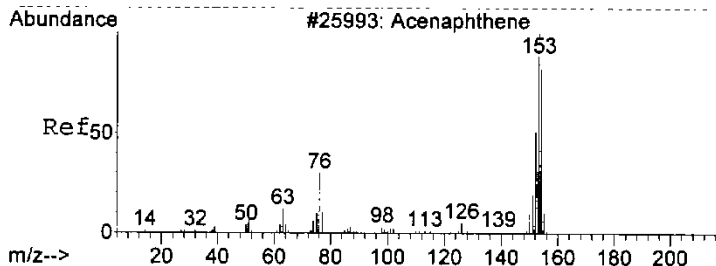
Tgt Ion	Resp	Lower	Upper
163	100		
164	11.9	0.0	40.1
77	14.8	0.0	48.6



#47
 Acenaphthylene
 Concen: 67.55 ug/L
 RT: 8.436 min Scan# 1160
 Delta R.T. -0.004 min
 Lab File: ak008799.D
 Acq: 5 Apr 2007 4:48

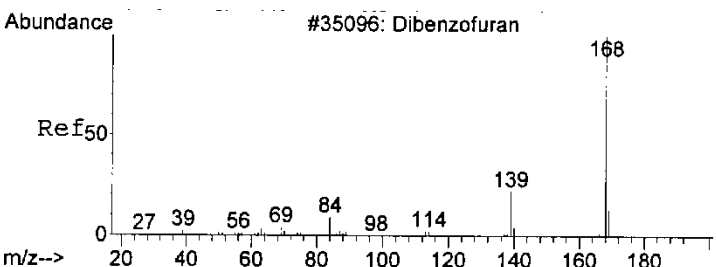
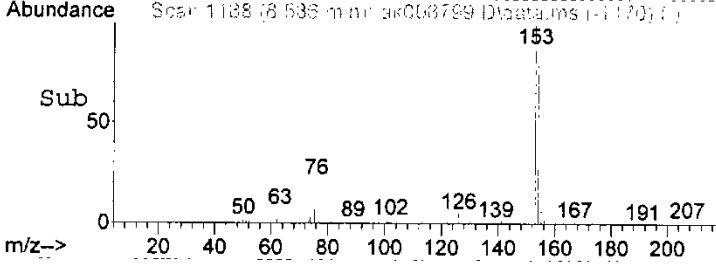
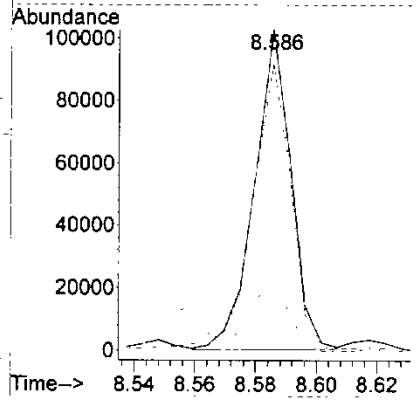
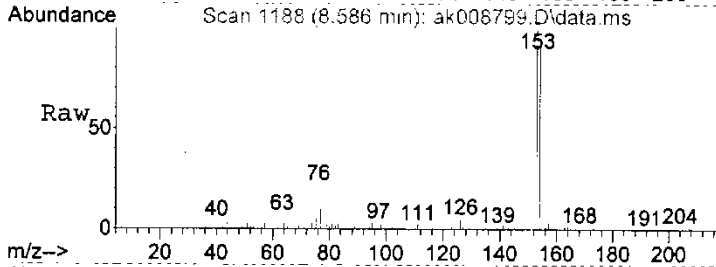
Tgt Ion	Resp	Lower	Upper
152	100		
151	18.8	0.0	48.7





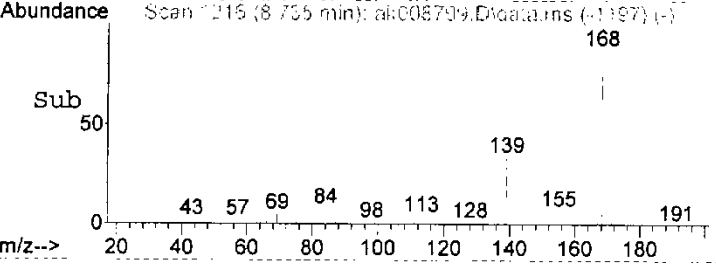
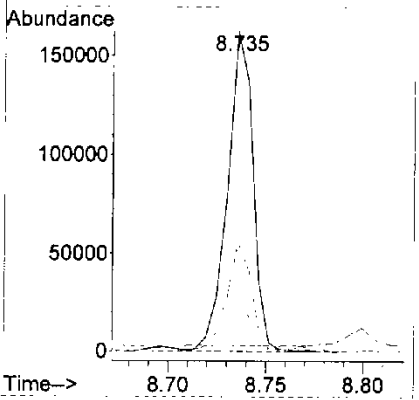
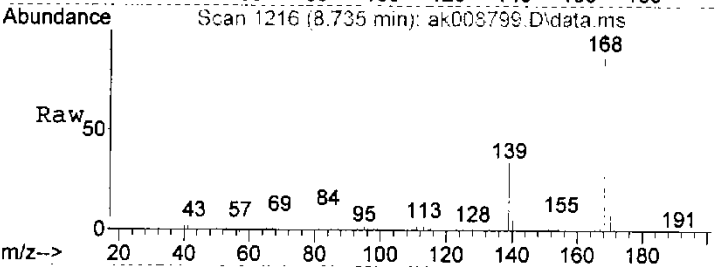
#50
 Acenaphthene
 Concen: 168.15 ug/L
 RT: 8.586 min Scan# 1188
 Delta R.T. -0.002 min
 Lab File: ak008799.D
 Acq: 5 Apr 2007 4:48

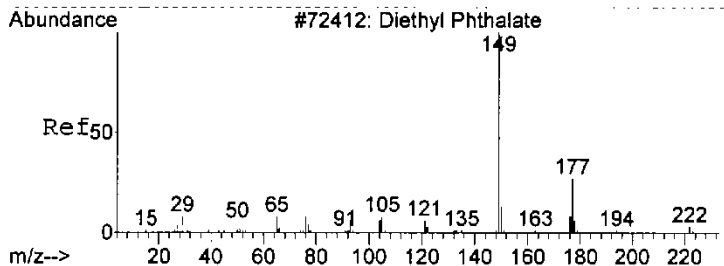
Tgt Ion	Resp	Lower	Upper
153	100		
154	89.0	61.8	121.8
76	15.8	0.0	51.1



#53
 Dibenzofuran
 Concen: 218.83 ug/L
 RT: 8.735 min Scan# 1216
 Delta R.T. 0.000 min
 Lab File: ak008799.D
 Acq: 5 Apr 2007 4:48

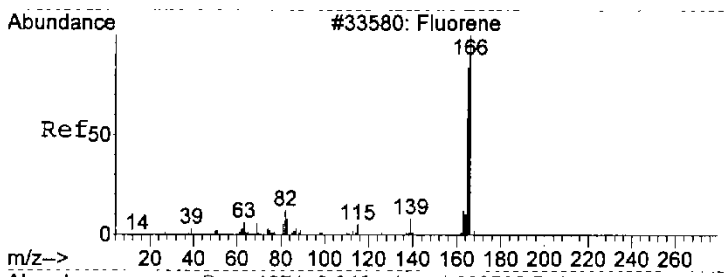
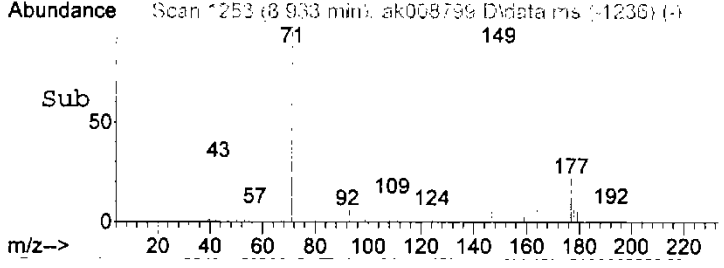
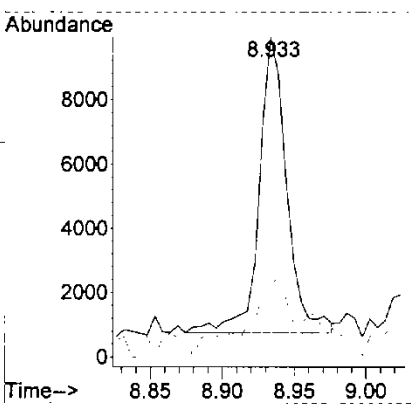
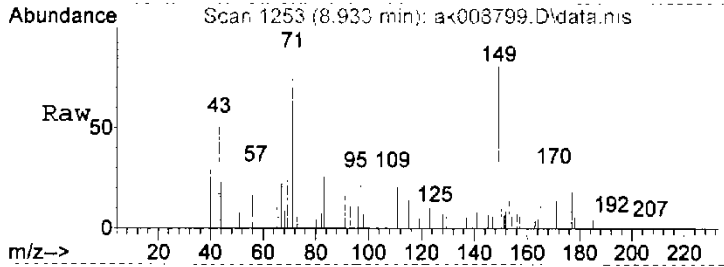
Tgt Ion	Resp	Lower	Upper
168	100		
139	34.1	7.1	67.1
169	14.5	0.0	43.3
83	0.0	0.0	30.1





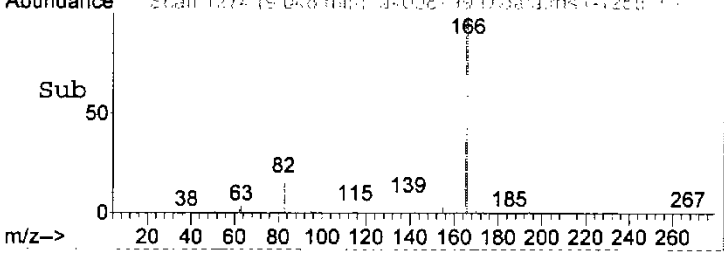
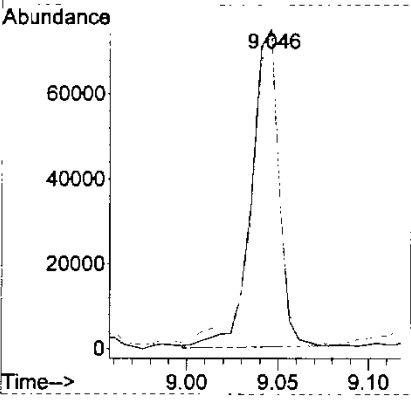
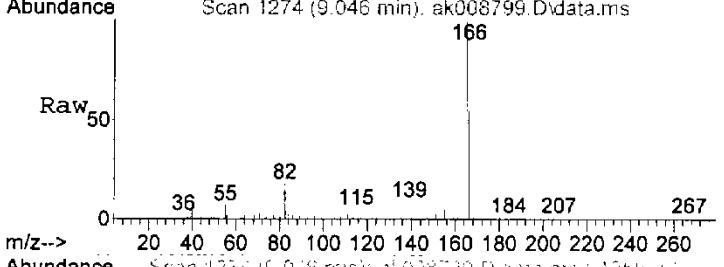
#57
 Diethylphthalate
 Concen: 15.93 ug/L
 RT: 8.933 min Scan# 1253
 Delta R.T. -0.010 min
 Lab File: ak008799.D
 Acq: 5 Apr 2007 4:48

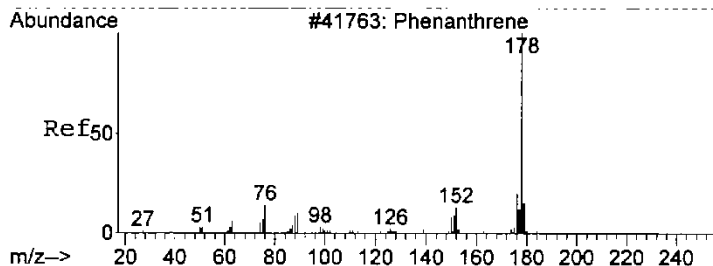
Tgt Ion:	149	Resp:	12286
Ion Ratio	Lower	Upper	
149	100		
177	16.1	0.0	49.3



#58
 Fluorene
 Concen: 154.89 ug/L
 RT: 9.046 min Scan# 1274
 Delta R.T. 0.004 min
 Lab File: ak008799.D
 Acq: 5 Apr 2007 4:48

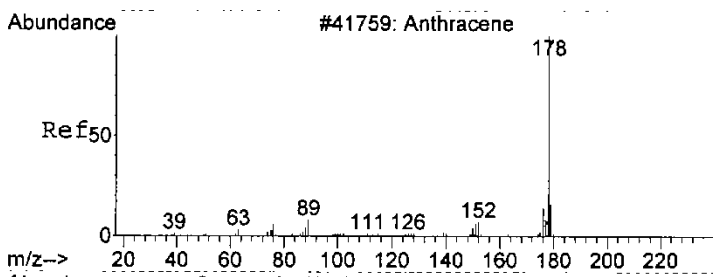
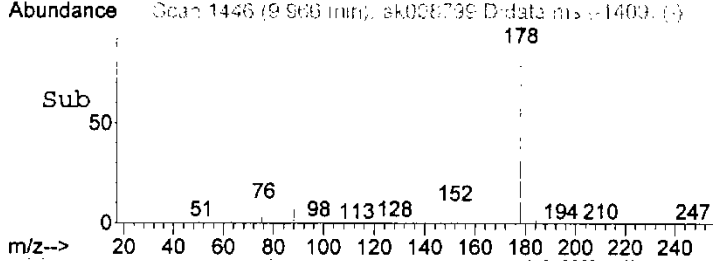
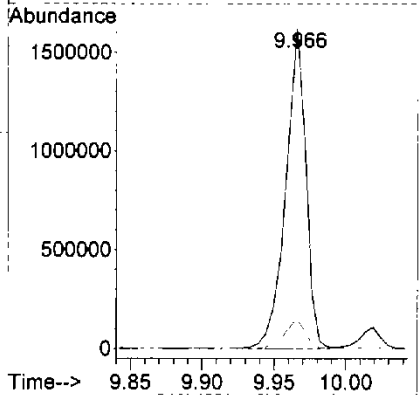
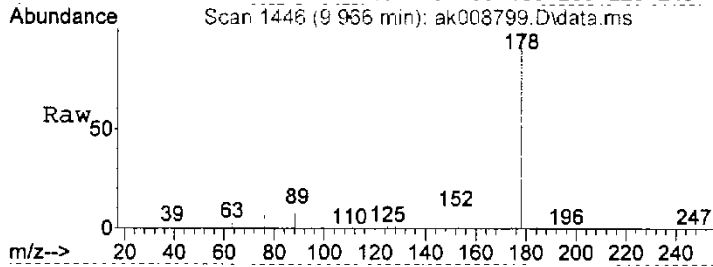
Tgt Ion:	166	Resp:	78148
Ion Ratio	Lower	Upper	
166	100		
165	98.0	65.6	125.6





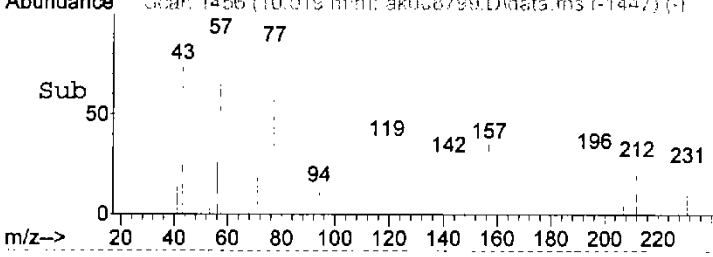
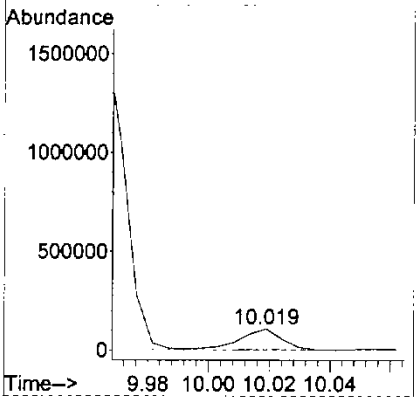
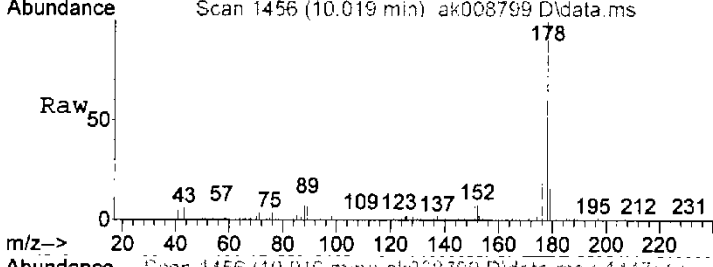
#59
 Phenanthrene
 Concen: 2121.65 ug/L
 RT: 9.966 min Scan# 1446
 Delta R.T. 0.000 min
 Lab File: ak008799.D
 Acq: 5 Apr 2007 4:48

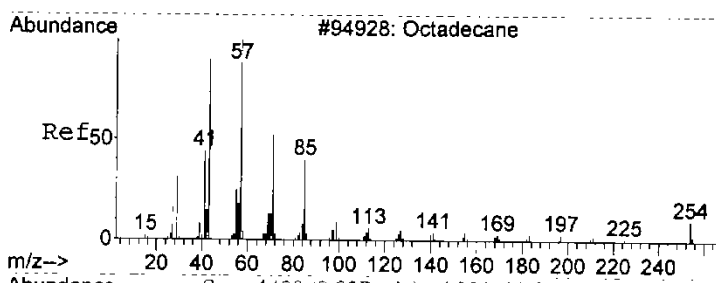
Tgt Ion	Resp	Lower	Upper
178	100		
152	9.2	0.0	43.2



#70
 Anthracene
 Concen: 151.98 ug/L
 RT: 10.019 min Scan# 1456
 Delta R.T. 0.000 min
 Lab File: ak008799.D
 Acq: 5 Apr 2007 4:48

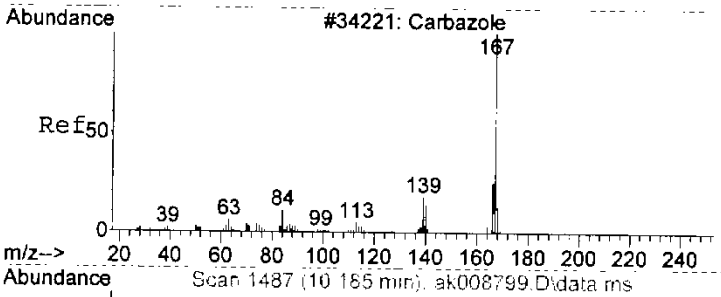
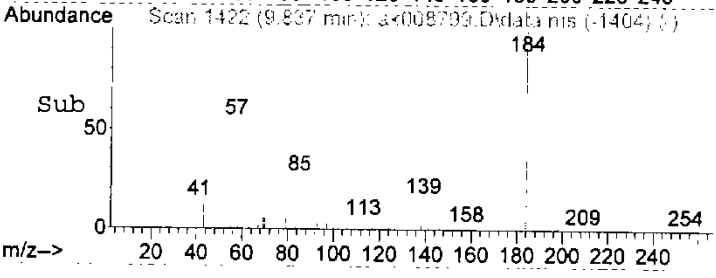
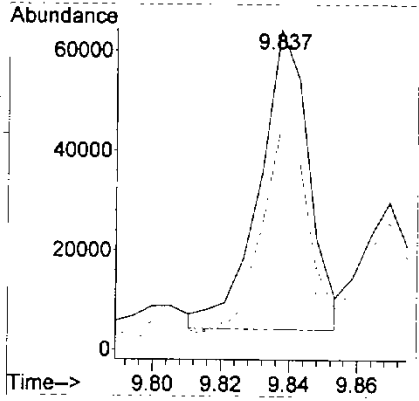
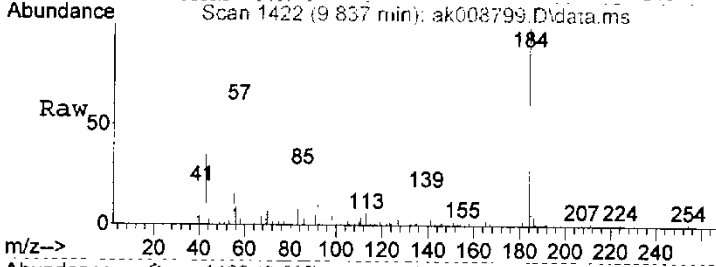
Tgt Ion	Resp	Lower	Upper
178	100		
152	7.0	0.0	36.8





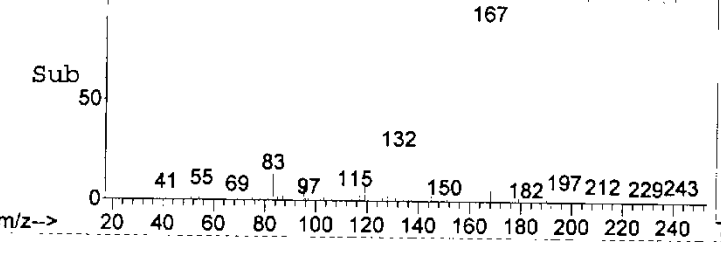
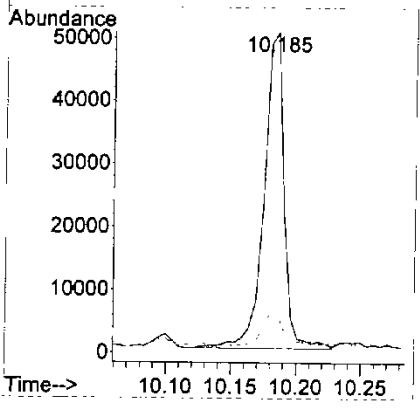
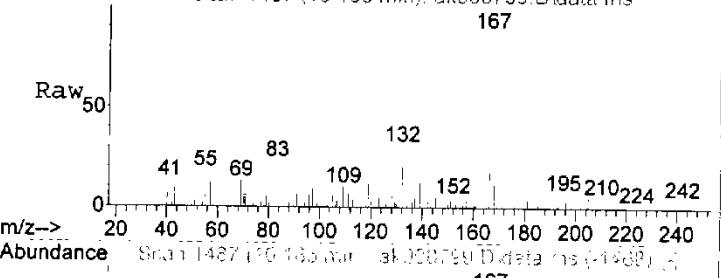
#71
 Octadecane
 Concen: 219.55 ug/L
 RT: 9.837 min Scan# 1422
 Delta R.T. -0.005 min
 Lab File: ak008799.D
 Acq: 5 Apr 2007 4:48

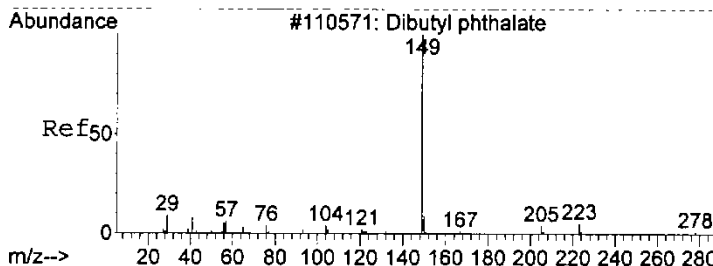
Tgt Ion	Resp	Lower	Upper
57	100		
71	70.1	28.0	88.0
85	47.1	9.7	69.7



#72
 Carbazole
 Concen: 107.05 ug/L
 RT: 10.185 min Scan# 1487
 Delta R.T. 0.005 min
 Lab File: ak008799.D
 Acq: 5 Apr 2007 4:48

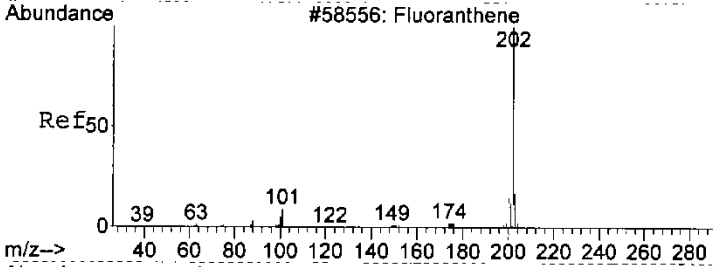
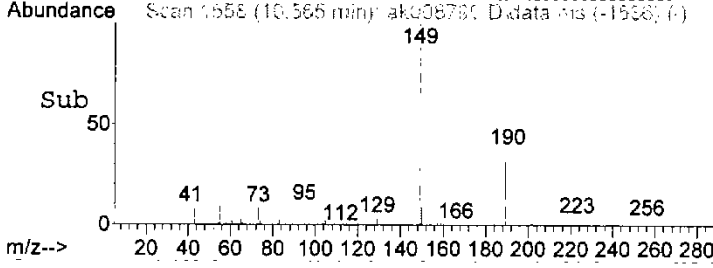
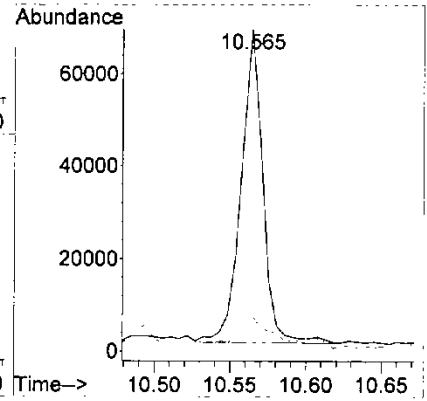
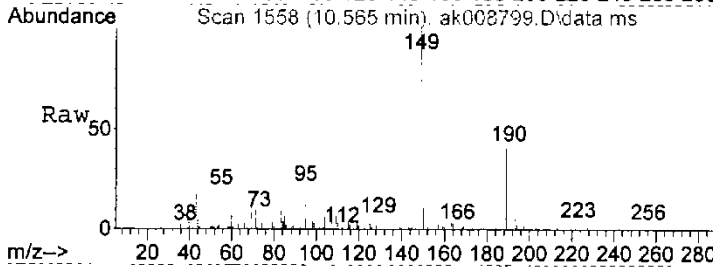
Tgt Ion	Resp	Lower	Upper
167	100		
139	9.9	0.0	47.5





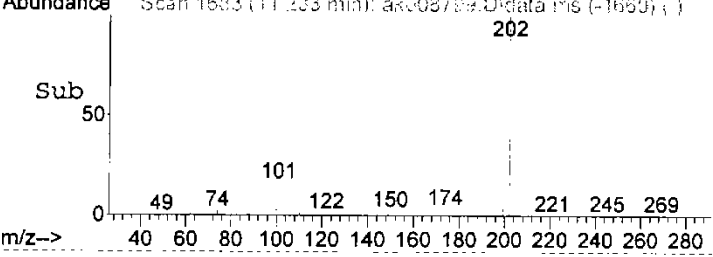
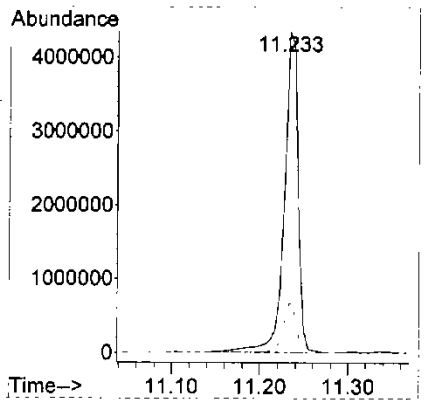

#73
 Di-n-butylphthalate
 Concen: 72.81 ug/L
 RT: 10.565 min Scan# 1558
 Delta R.T. -0.010 min
 Lab File: ak008799.D
 Acq: 5 Apr 2007 4:48


Tgt Ion	Resp	Lower	Upper
149	100		
150	9.8	0.0	39.0



#74
 Fluoranthene
 Concen: 7217.32 ug/L
 RT: 11.233 min Scan# 1683
 Delta R.T. -0.005 min
 Lab File: ak008799.D
 Acq: 5 Apr 2007 4:48

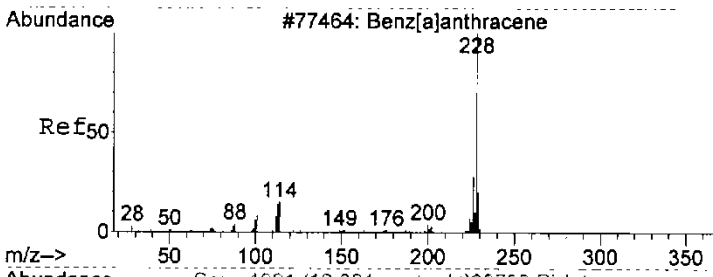
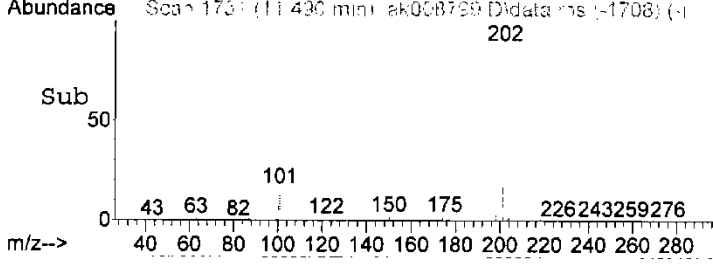
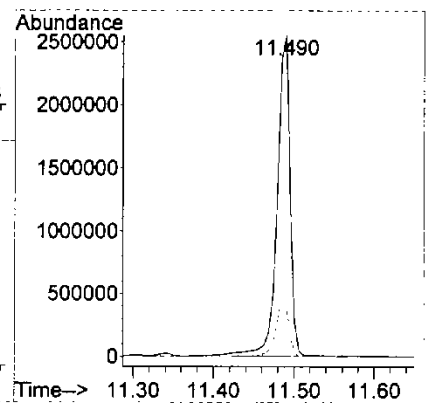
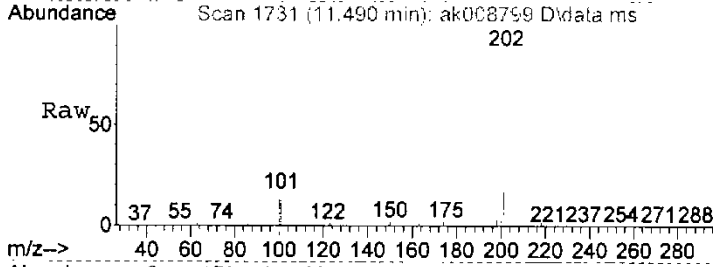
Tgt Ion	Resp	Lower	Upper
202	100		
101	15.9	0.0	44.4





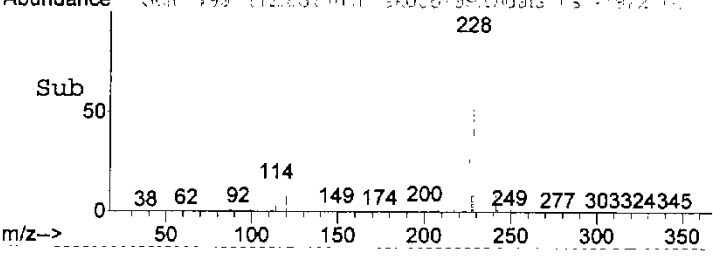
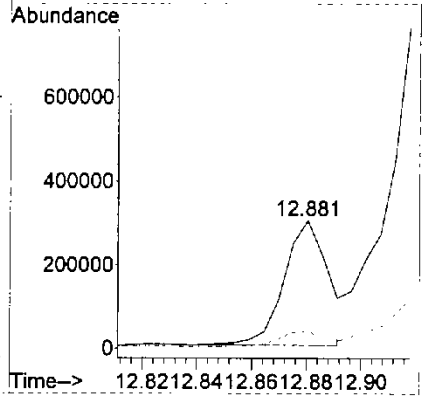
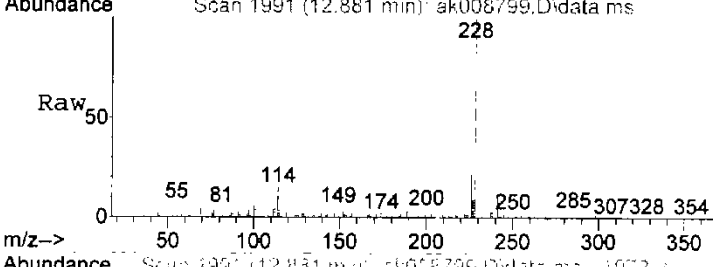
#75
 Pyrene
 Concen: 4138.42 ug/L
 RT: 11.490 min Scan# 1731
 Delta R.T. -0.005 min
 Lab File: ak008799.D
 Acq: 5 Apr 2007 4:48

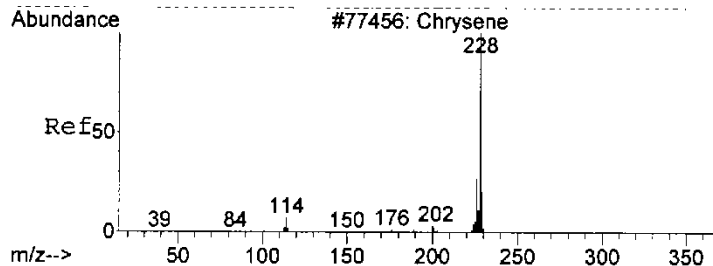
Tgt Ion	Resp	Lower	Upper
202	100		
101	16.1	0.0	46.9



#80
 Benzo(a)anthracene
 Concen: 632.69 ug/L
 RT: 12.881 min Scan# 1991
 Delta R.T. -0.000 min
 Lab File: ak008799.D
 Acq: 5 Apr 2007 4:48

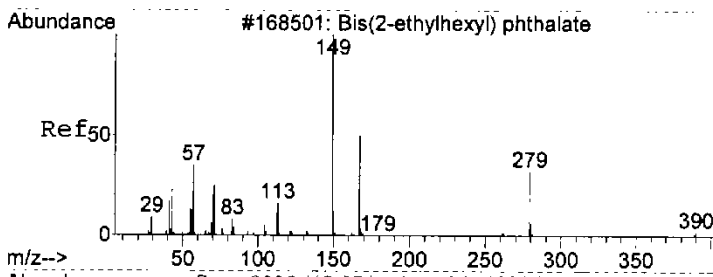
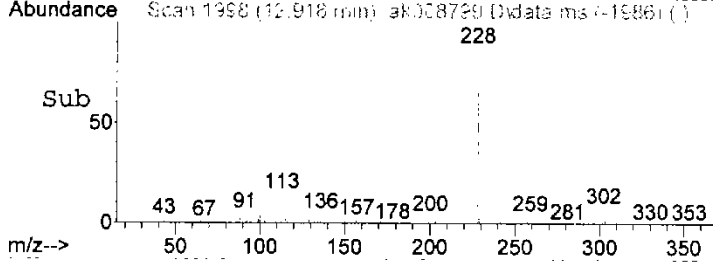
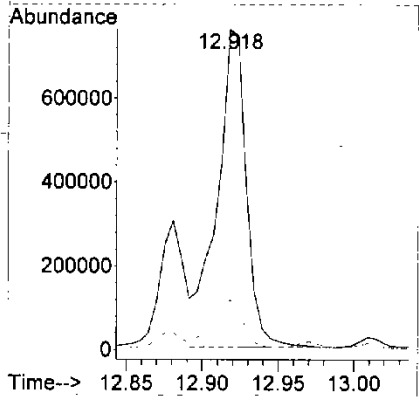
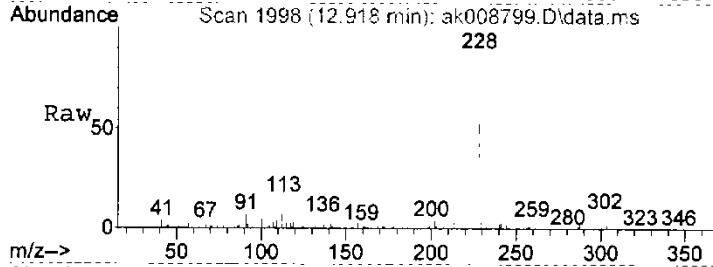
Tgt Ion	Resp	Lower	Upper
228	100		
113	12.8	0.0	41.7





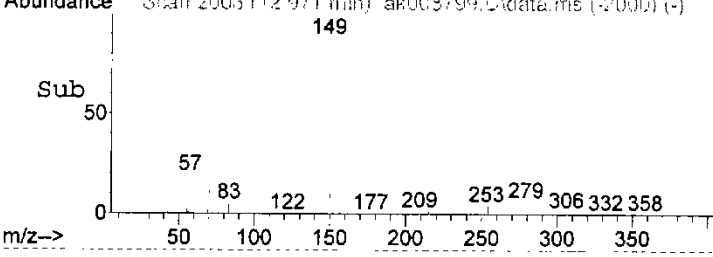
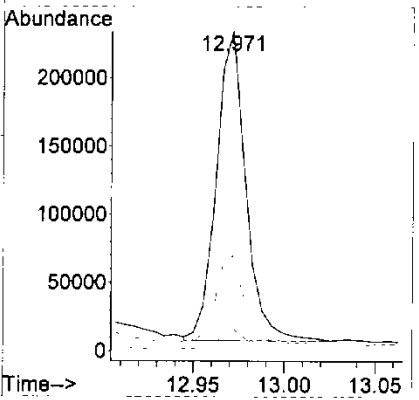
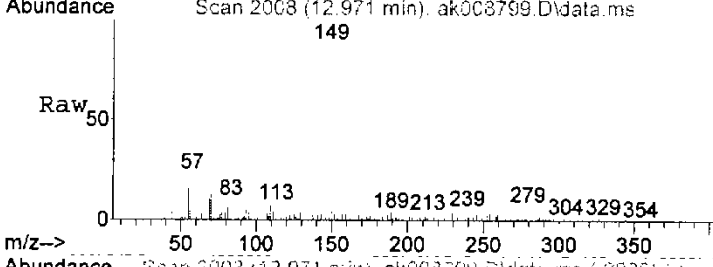
#82
Chrysene
Concen: 1918.86 ug/L
RT: 12.918 min Scan# 1998
Delta R.T. -0.000 min
Lab File: ak008799.D
Acq: 5 Apr 2007 4:48

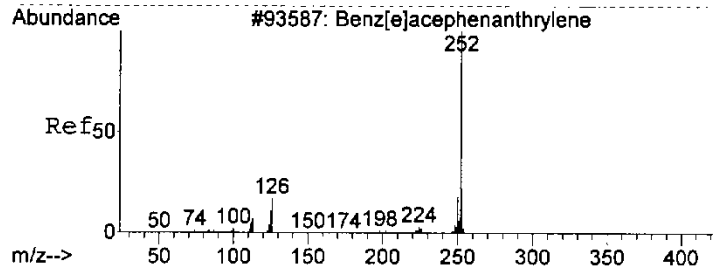
Tgt Ion	Resp	Lower	Upper
228	1018735	100	
113	15.4	0.0	44.5



#83
bis(2-Ethylhexyl)phthalate
Concen: 638.88 ug/L
RT: 12.971 min Scan# 2008
Delta R.T. -0.059 min
Lab File: ak008799.D
Acq: 5 Apr 2007 4:48

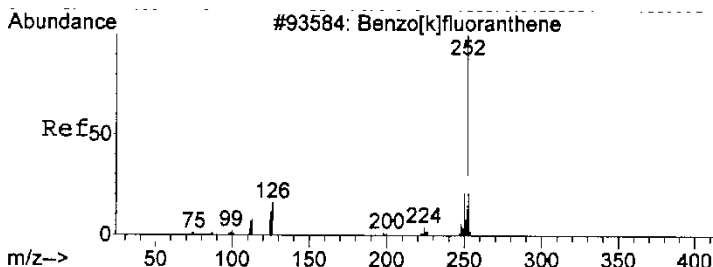
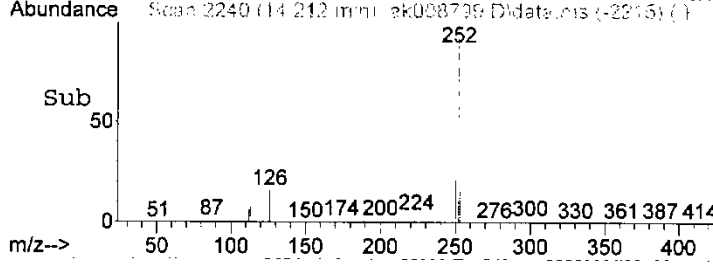
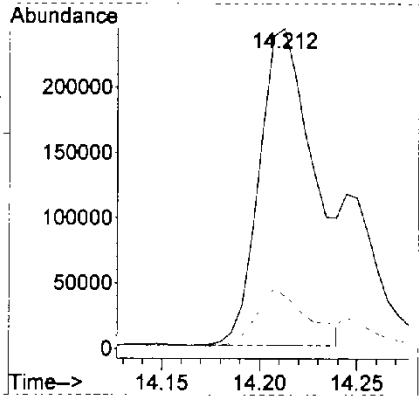
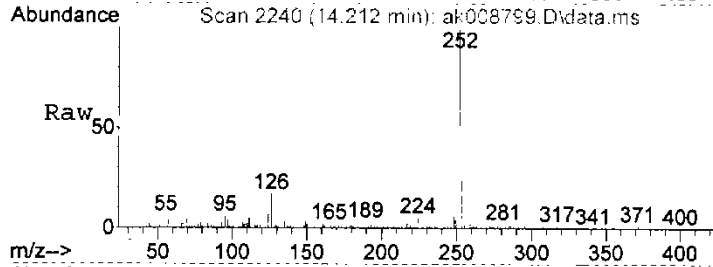
Tgt Ion	Resp	Lower	Upper
149	253872	100	
167	28.4	0.4	60.4
279	6.6	0.0	35.8





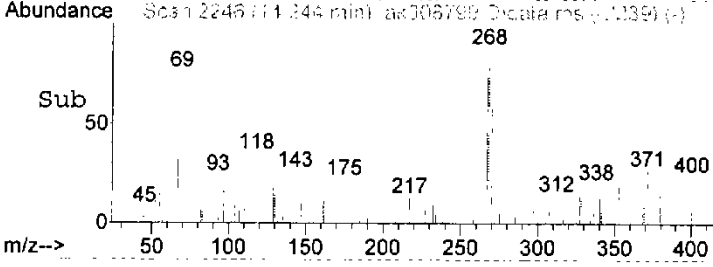
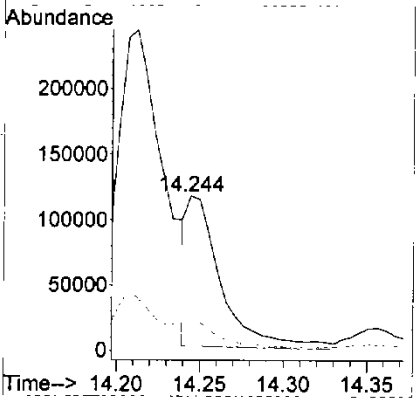
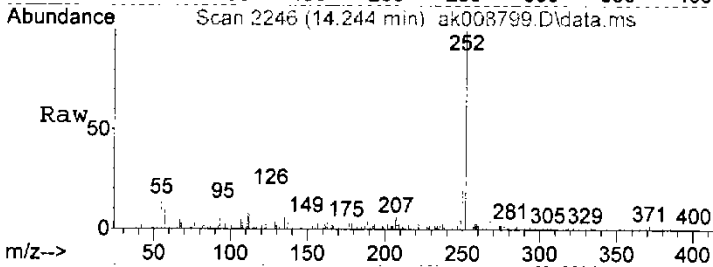
#86
 Benzo(b)fluoranthene
 Concen: 996.15 ug/l
 RT: 14.212 min Scan# 2240
 Delta R.T. 0.004 min
 Lab File: ak008799.D
 Acq: 5 Apr 2007 4:48

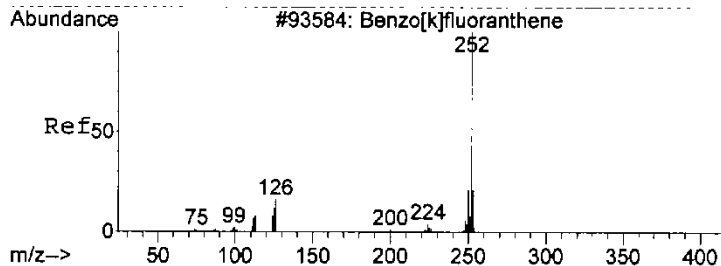
Tgt Ion	Resp	Lower	Upper
252	472783		
126	17.2	0.0	46.6



#87
 Benzo(k)fluoranthene
 Concen: 334.76 ug/l m
 RT: 14.244 min Scan# 2246
 Delta R.T. -0.001 min
 Lab File: ak008799.D
 Acq: 5 Apr 2007 4:48

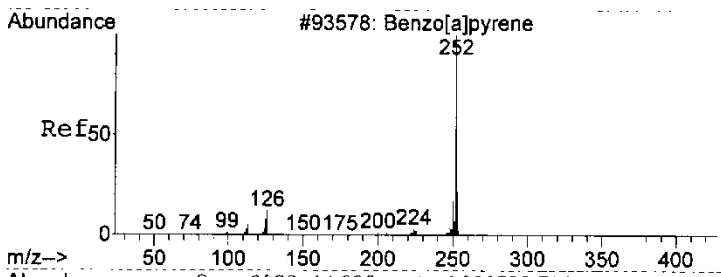
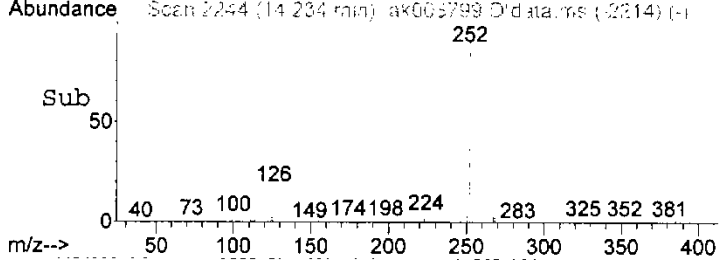
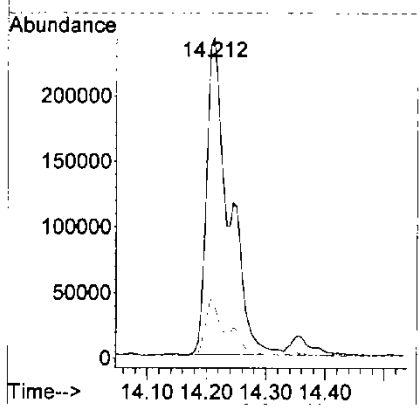
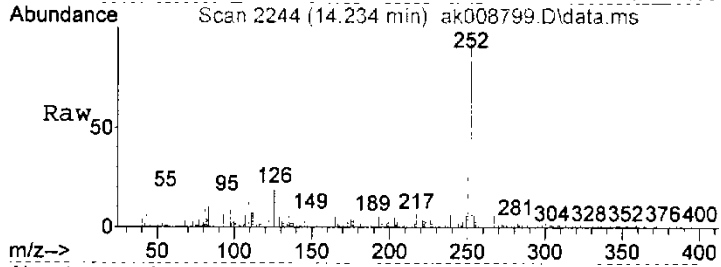
Tgt Ion	Resp	Lower	Upper
252	164629		
126	0.0	0.0	49.1





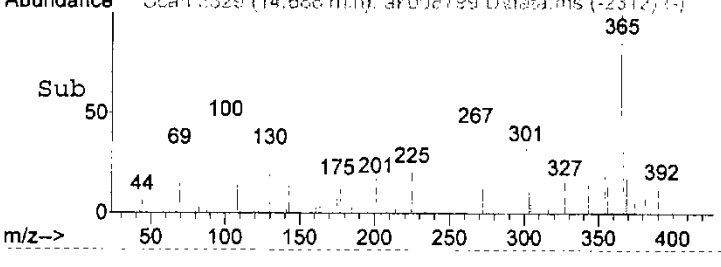
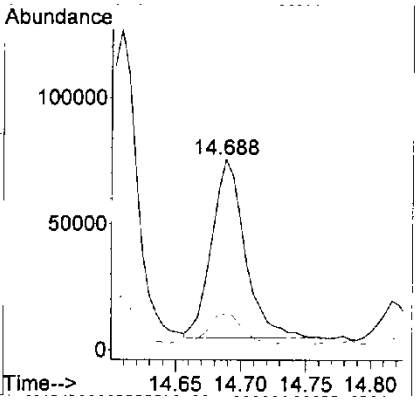
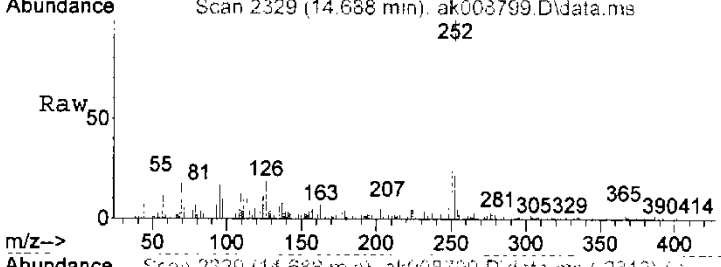
#88
 Benzofluoranthenes
 Concen: 1209.10 ug/L
 RT: 14.233 min Scan# 2244
 Delta R.T. -0.048 min
 Lab File: ak008799.D
 Acq: 5 Apr 2007 4:48

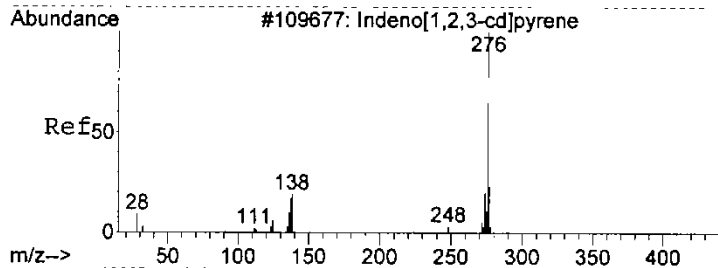
Tgt Ion	Resp	Lower	Upper
252	100		
126	18.3	0.0	44.0



#89
 Benzo(a)pyrene
 Concen: 334.49 ug/L
 RT: 14.688 min Scan# 2329
 Delta R.T. -0.008 min
 Lab File: ak008799.D
 Acq: 5 Apr 2007 4:48

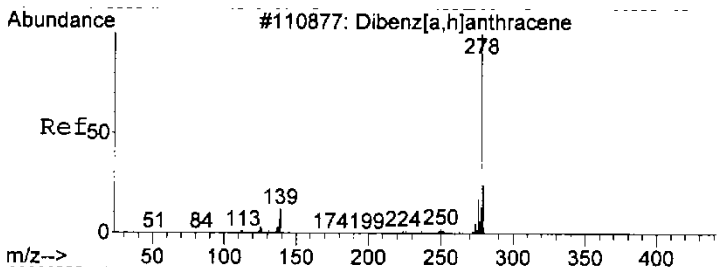
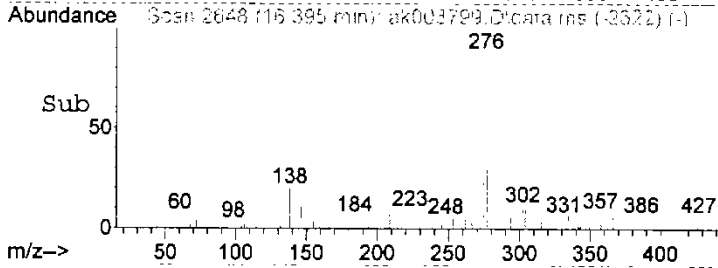
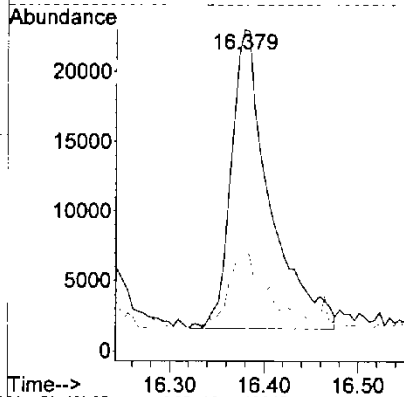
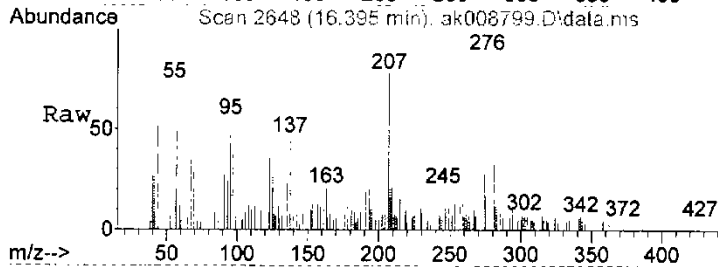
Tgt Ion	Resp	Lower	Upper
252	100		
126	16.7	0.0	46.5





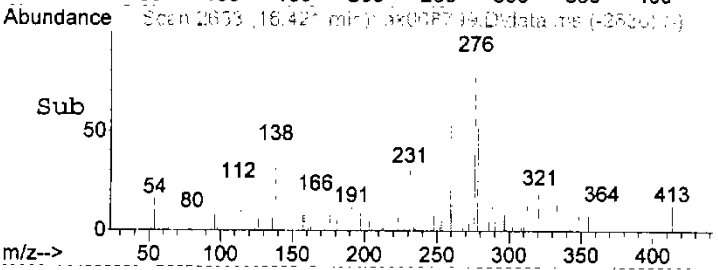
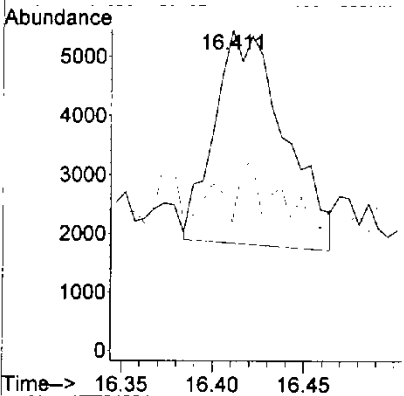
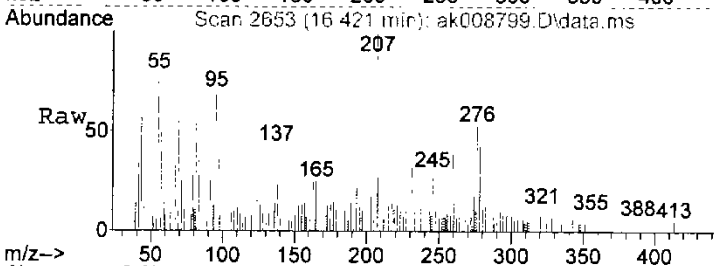
#90
 Indeno(1,2,3-cd)pyrene
 Concen: 247.57 ug/L
 RT: 16.393 min Scan# 2648
 Delta R.T. -0.003 min
 Lab File: ak008799.D
 Acq: 5 Apr 2007 4:48

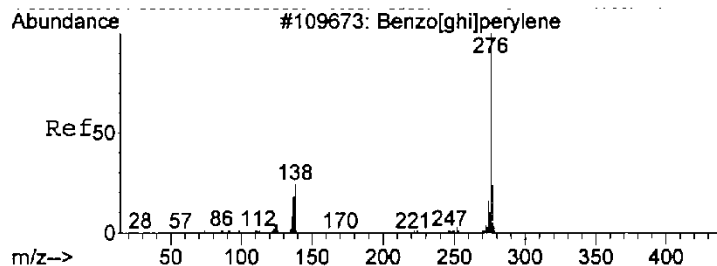
Tgt Ion	Resp	Lower	Upper
276	100		
138	22.6	0.0	57.8



#91
 Dibenz(a,h)anthracene
 Concen: 35.48 ug/L
 RT: 16.423 min Scan# 2653
 Delta R.T. -0.013 min
 Lab File: ak008799.D
 Acq: 5 Apr 2007 4:48

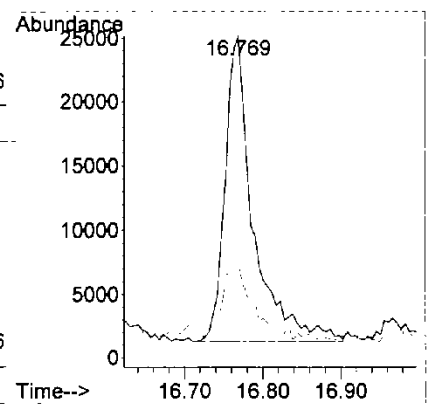
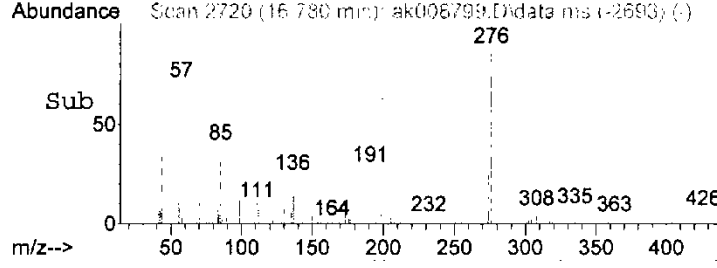
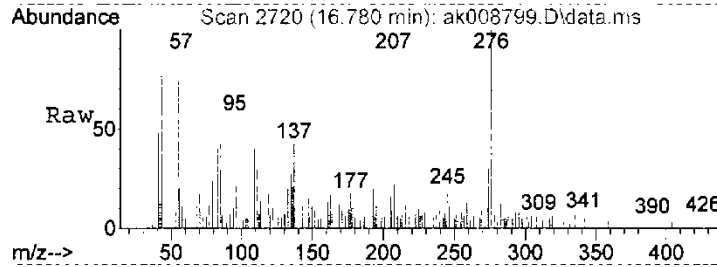
Tgt Ion	Resp	Lower	Upper
278	100		
139	28.2	0.0	48.3





#92
 Benzo(g,h,i)perylene
 Concen: 168.44 ug/L
 RT: 16.779 min Scan# 2720
 Delta R.T. 0.005 min
 Lab File: ak008799.D
 Acq: 5 Apr 2007 4:48

Tgt Ion	Resp	Lower	Upper
276	100		
138	23.2	0.0	56.4



Data File Name ak008799.D
Data File Path G:\DATA\040407_a\
Operator CLZ
Date Acquired 4/5/2007 4:48
Sample Name 580-5372-A-3-C
Vial Number 29

#	Name	Target Response	ICAL response	%
1)	1,4-Dichlorobenzene-d4 (I)	189199	184055	103%
21)	Naphthalene - d8 (I)	728081	713915	102%
37)	Acenaphthene - d10 (I)	385763	359759	107%
61)	Phenanthrene - d10 (I)	581287	535020	109%
78)	Chrysene - d12 (I)	476558	315876	151%
84)	Perylene - d12 (I)	337916	181603	186%

Pass/Fail

PASS

PASS

PASS

PASS

PASS

PASS

Data File : G:\DATA\040407_a\ak008798.D
 Sample : 580-5372-A-3-C 1:10
 Misc : BTSS40040407A
 Acq On : 5 Apr 2007 4:20
 InstName : sea040

Vial: 28

Operator: CLZ

DataAcq Meth:8270.M
 Quant Method : G:\Methods\8270_040407.M
 Quant Title : USEPA Method 8270 Calibration
 QLast Update : Thu Apr 05 15:27:53 2007
 Response via : Initial Calibration
 Quant Results File: 8270_040407.RES

Internal Standards	R.T.	QIon	Response	Conc	Units	Dev(Min)
1) 1,4-Dichlorobenzene-d4...	5.965	152	197362	1000.00	ug/L	0.00
21) Naphthalene - d8 (I)	7.077	136	753874	1000.00	ug/L	0.00
37) Acenaphthene - d10 (I)	8.559	162	376255	1000.00	ug/L	0.00
61) Phenanthrene - d10 (I)	9.944	188	574642	1000.00	ug/L	0.00
78) Chrysene - d12 (I)	12.886	240	320062	1000.00	ug/l	0.00
84) Perylene - d12 (I)	14.774	264	216231	1000.00	ug/L	0.00

System Monitoring Compounds

4) 2 - Fluorophenol (S)	4.692	112	8300	37.71	ug/L	0.00
7) Phenol - d5 (S)	5.633	99	10839	35.78	ug/L	-0.01
22) Nitrobenzene - d5 (S)	6.462	82	7327	31.08	ug/L	0.01
42) 2 - Fluorobiphenyl (S)	7.987	172	10825	19.23	ug/L	0.00
64) 2,4,6 - Tribromophenol...	9.265	330	1826	66.39	ug/L	0.00
77) p - Terphenyl - d14 (S)	11.683	244	9289	25.28	ug/L	-0.01

Target Compounds

						Qvalue
11) Decane	5.826	57	3750	13.92	ug/L	94
35) 2-Methylnaphthalene	7.676	141	5858	13.60	ug/L	94
36) 1-Methylnaphthalene	7.762	141	4255	9.25	ug/l	92
44) Biphenyl	8.072	154	2844	4.53	ug/L	94
46) Dimethylphthalate	8.324	163	3250	6.50	ug/L	88
47) Acenaphthylene	8.436	152	4424	5.88	ug/L	81
50) Acenaphthene	8.586	153	7747	15.63	ug/L	88
53) Dibenzofuran	8.735	168	12933	19.67	ug/L	96
57) Diethylphthalate	8.939	149	8328	8.67	ug/L	78
58) Fluorene	9.046	166	6516	13.24	ug/L	95
69) Phenanthrene	9.966	178	139508	212.04	ug/L	90
70) Anthracene	10.019	178	8557	14.57	ug/L	86
71) Octadecane	9.837	57	5159	21.04	ug/L	79
72) Carbazole	10.185	167	3054	6.86	ug/L	60
73) Di-n-butylphthalate	10.565	149	20530	25.02	ug/L	95
74) Fluoranthene	11.233	202	384322	667.00	ug/L	99
75) Pyrene	11.485	202	231219	378.05	ug/L	97
76) Benzidine	11.399	184	2284	Below Cal	#	79
80) Benzo(a)anthracene	12.881	228	21187	59.83	ug/L	99
82) Chrysene	12.918	228	67450	189.17	ug/L	100
83) bis(2-Ethylhexyl)phtha...	12.966	149	12522	109.31	ug/L	95
86) Benzo(b)fluoranthene	14.212	252	21220	75.21	ug/l	92
87) Benzo(k)fluoranthene	14.245	252	11492m	39.31	ug/l	
88) Benzofluoranthenes	14.248	252	37321	138.91	ug/L	72
89) Benzo(a)pyrene	14.678	252	8362	37.33	ug/L	86
92) Benzo(g,h,i)perylene	16.765	276	1907	9.00	ug/L	49


(#) = qualifier out of range (m) = manual integration (+) = signals summed

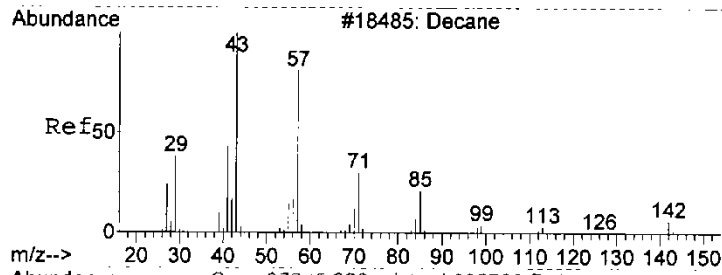
Data File : G:\DATA\040407_a\ak008798.D
Sample : 580-5372-A-3-C 1:10
Misc : BTSS40040407A
Acq On : 5 Apr 2007 4:20
InstName : sea040

Vial: 28

Operator: CLZ

DataAcq Meth:8270.M
Quant Method : G:\Methods\8270_040407.M
Quant Title : USEPA Method 8270 Calibration
QLast Update : Thu Apr 05 15:27:53 2007
Response via : Initial Calibration
Quant Results File: 8270_040407.RES

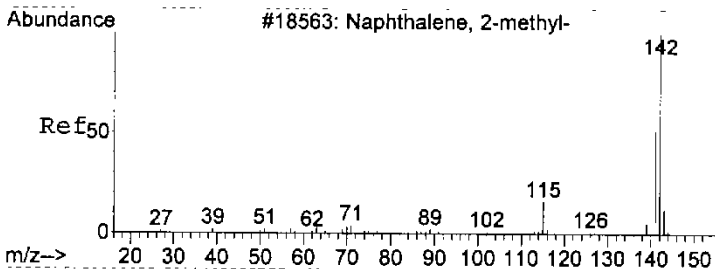
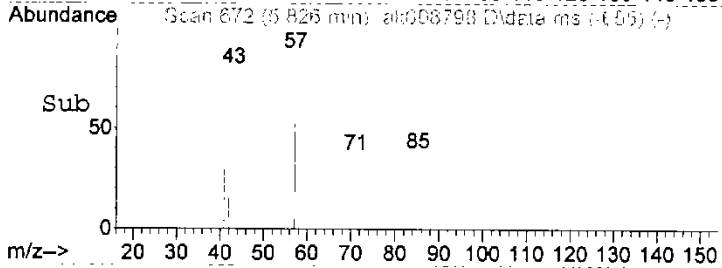
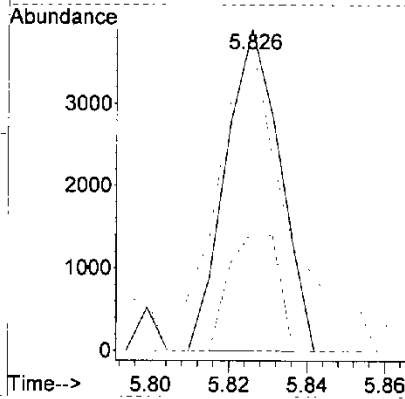
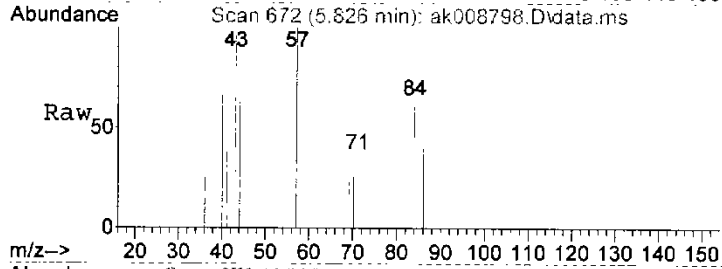




#11
Decane
Concen: 13.92 ug/L
RT: 5.826 min Scan# 672
Delta R.T. -0.007 min
Lab File: ak008798.D
Acq: 5 Apr 2007 4:20

Tgt Ion: 57 Resp: 3750

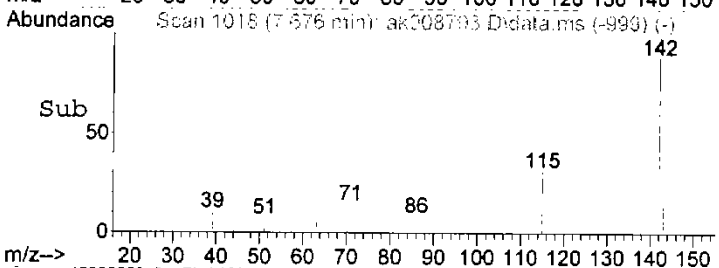
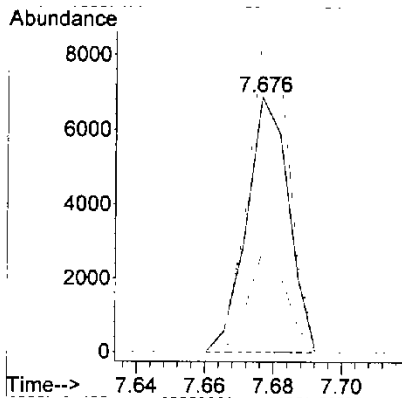
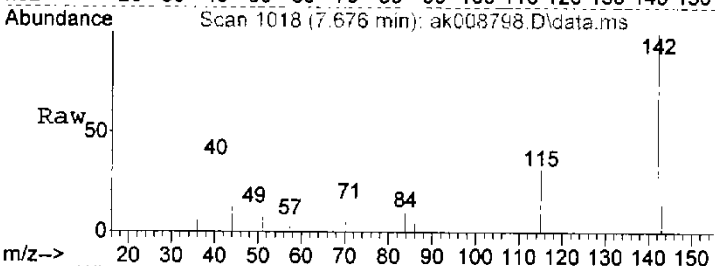
Ion	Ratio	Lower	Upper
57	100		
71	36.9	10.8	70.8
43	80.4	55.6	115.6

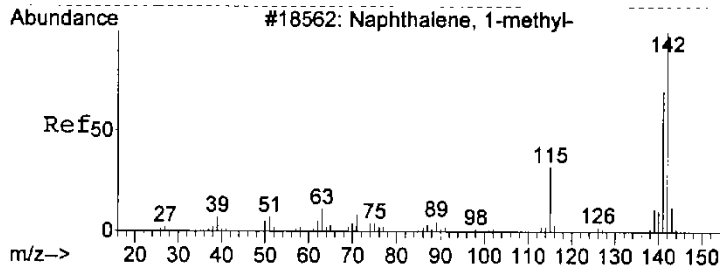


#35
2-Methylnaphthalene
Concen: 13.60 ug/L
RT: 7.676 min Scan# 1018
Delta R.T. 0.000 min
Lab File: ak008798.D
Acq: 5 Apr 2007 4:20

Tgt Ion: 141 Resp: 5858

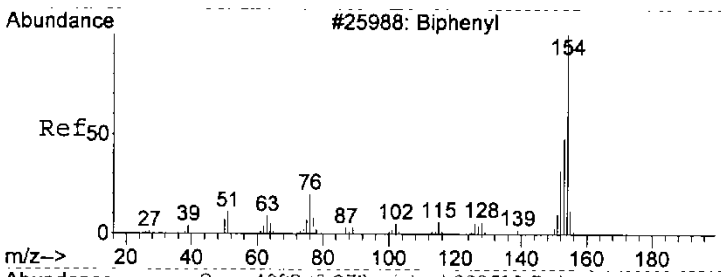
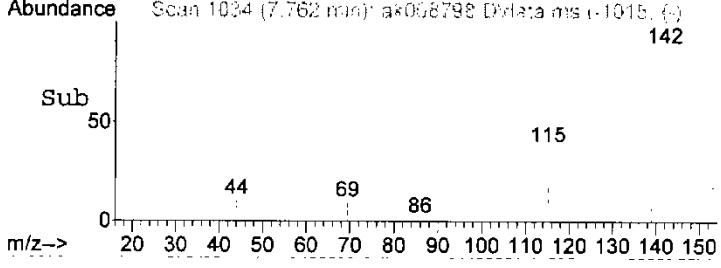
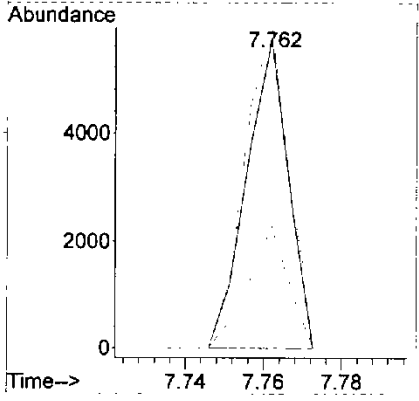
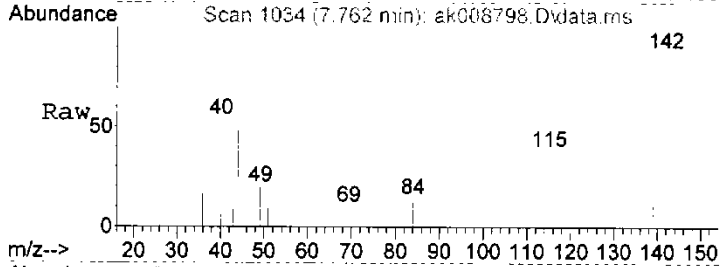
Ion	Ratio	Lower	Upper
141	100		
115	38.9	4.6	64.6
142	125.3	88.6	148.6





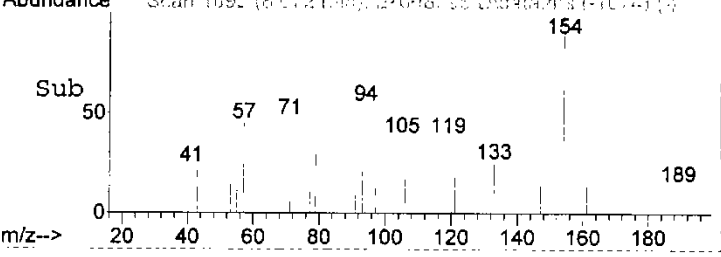
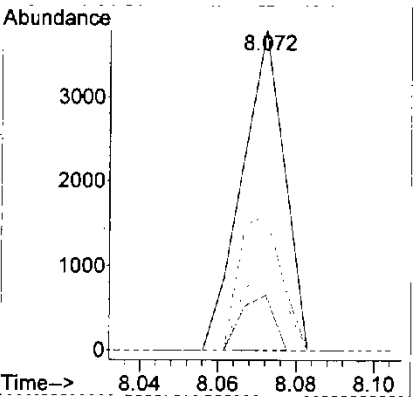
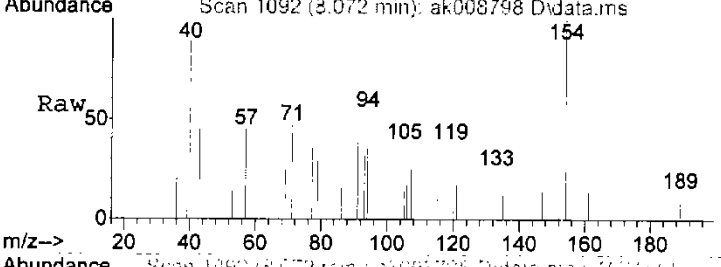
#36
 1-Methylnaphthalene
 Concen: 9.25 ug/l
 RT: 7.762 min Scan# 1034
 Delta R.T. 0.000 min
 Lab File: ak008798.D
 Acq: 5 Apr 2007 4:20

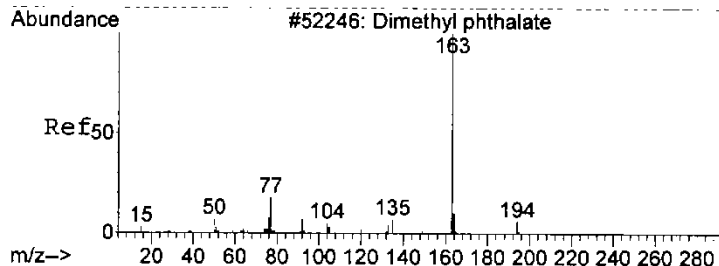
Tgt Ion	Resp	Lower	Upper
141	100		
115	40.0	6.0	66.0
142	104.0	82.7	142.7



#44
 Biphenyl
 Concen: 4.53 ug/L
 RT: 8.072 min Scan# 1092
 Delta R.T. -0.001 min
 Lab File: ak008798.D
 Acq: 5 Apr 2007 4:20

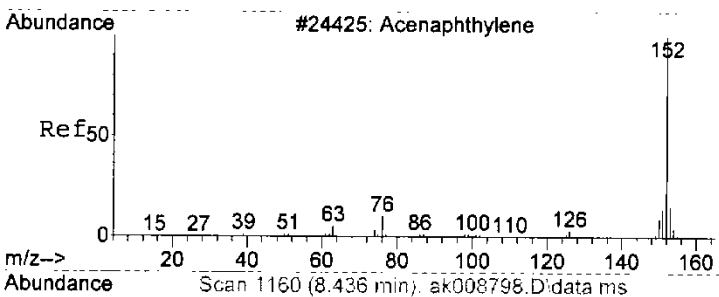
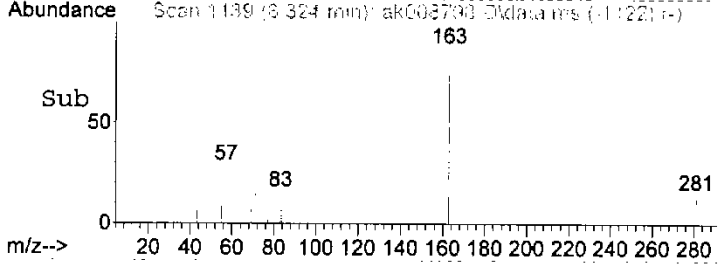
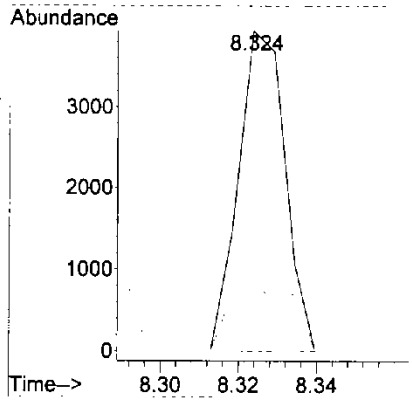
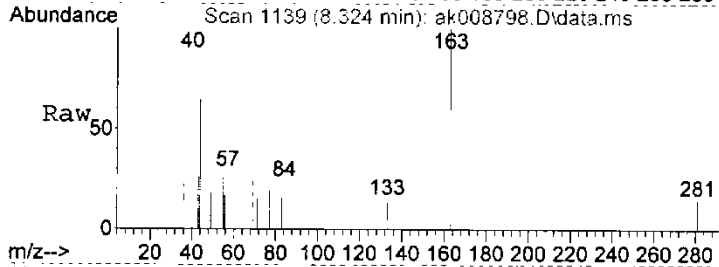
Tgt Ion	Resp	Lower	Upper
154	100		
153	41.9	8.7	68.7
152	24.4	0.0	57.3
76	17.2	0.0	43.3





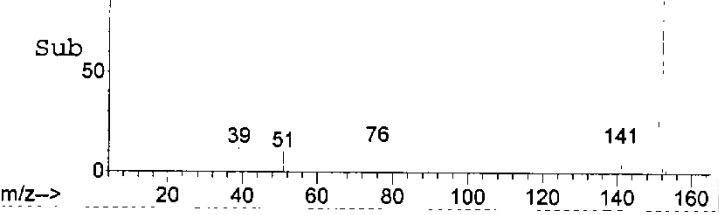
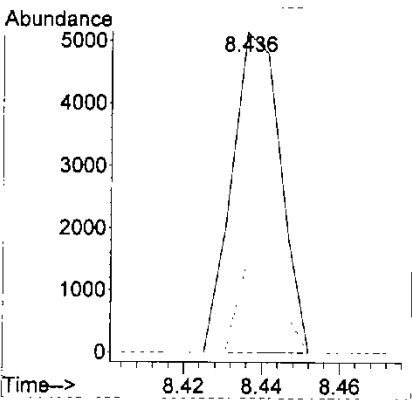
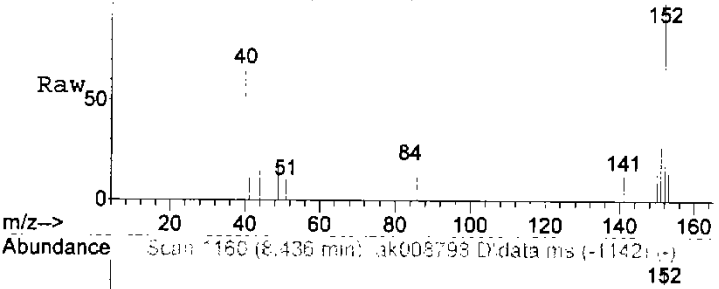
#46
 Dimethylphthalate
 Concen: 6.50 ug/L
 RT: 8.324 min Scan# 1139
 Delta R.T. -0.007 min
 Lab File: ak008798.D
 Acq: 5 Apr 2007 4:20

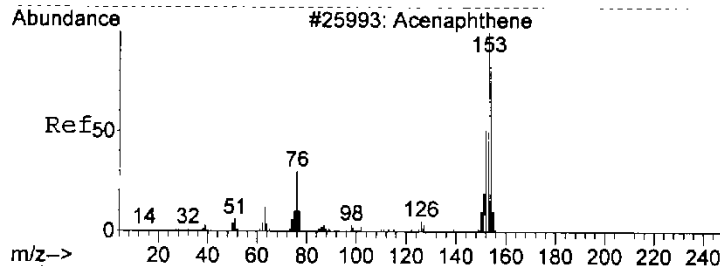
Tgt Ion	Resp	Lower	Upper
163	100		
164	0.0	0.0	40.1
77	20.1	0.0	48.6



#47
 Acenaphthylene
 Concen: 5.88 ug/L
 RT: 8.436 min Scan# 1160
 Delta R.T. -0.004 min
 Lab File: ak008798.D
 Acq: 5 Apr 2007 4:20

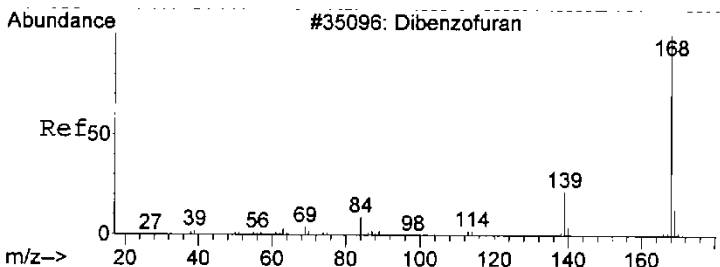
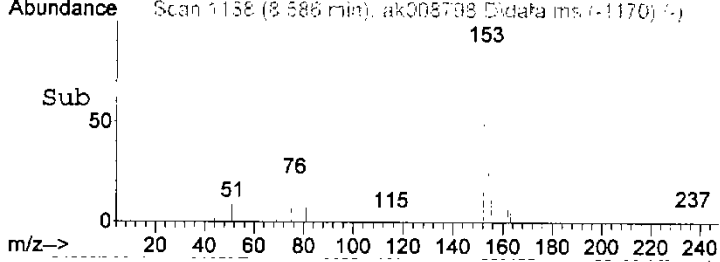
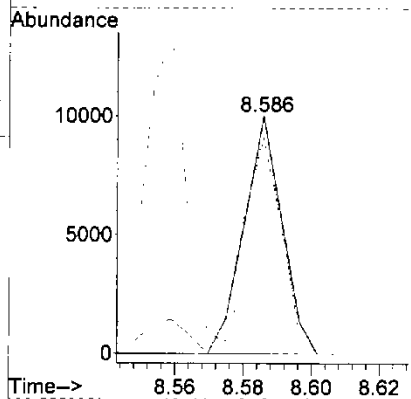
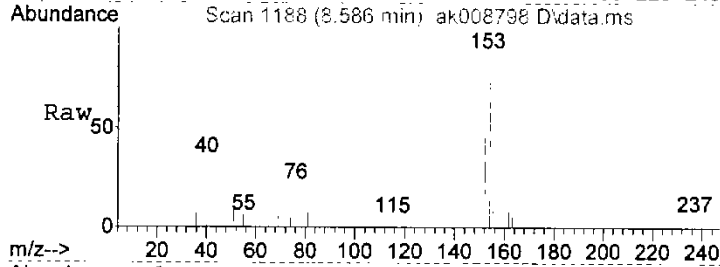
Tgt Ion	Resp	Lower	Upper
152	100		
151	27.3	0.0	48.7





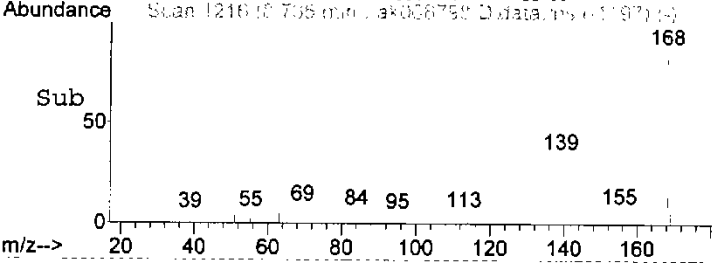
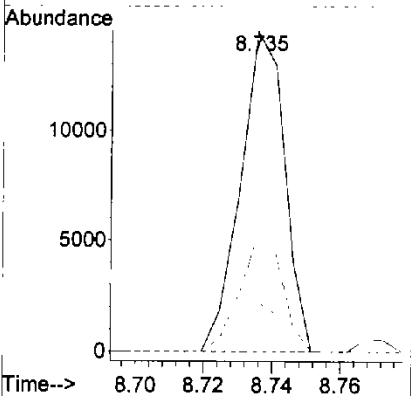
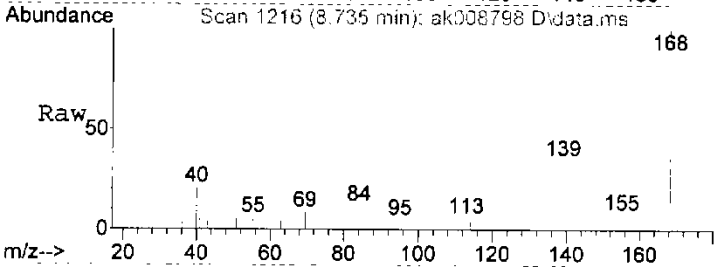
#50
 Acenaphthene
 Concen: 15.63 ug/L
 RT: 8.586 min Scan# 1188
 Delta R.T. -0.002 min
 Lab File: ak008798.D
 Acq: 5 Apr 2007 4:20

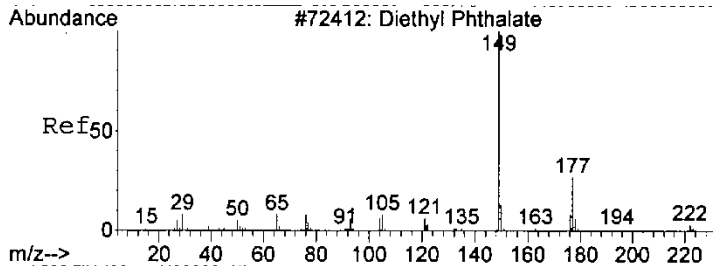
Tgt Ion	Resp	Lower	Upper
153	7747		
154	87.2	61.8	121.8
76	0.0	0.0	51.1



#53
 Dibenzofuran
 Concen: 19.67 ug/L
 RT: 8.735 min Scan# 1216
 Delta R.T. 0.000 min
 Lab File: ak008798.D
 Acq: 5 Apr 2007 4:20

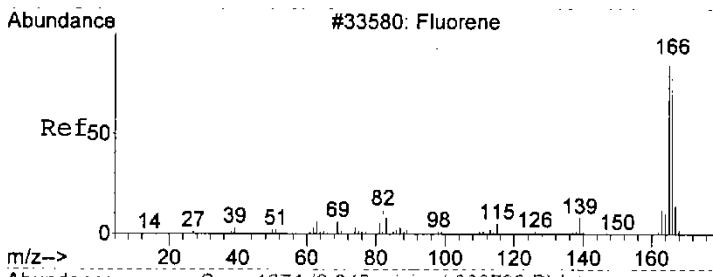
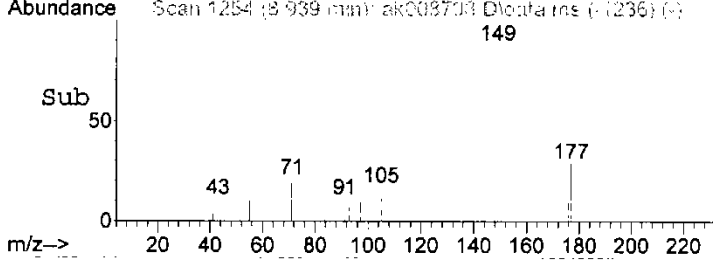
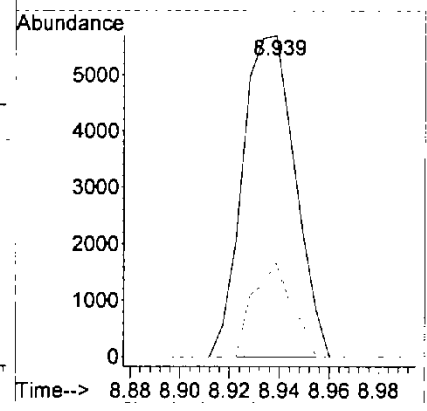
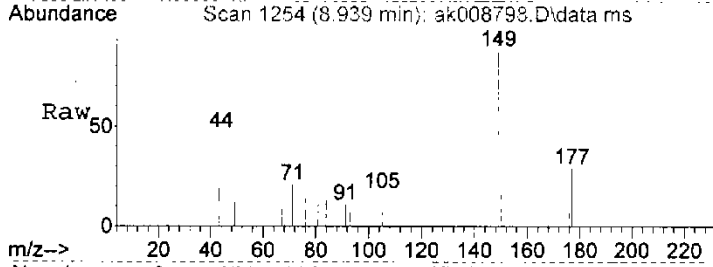
Tgt Ion	Resp	Lower	Upper
168	12933		
139	35.0	7.1	67.1
169	15.6	0.0	43.3
83	0.0	0.0	30.1





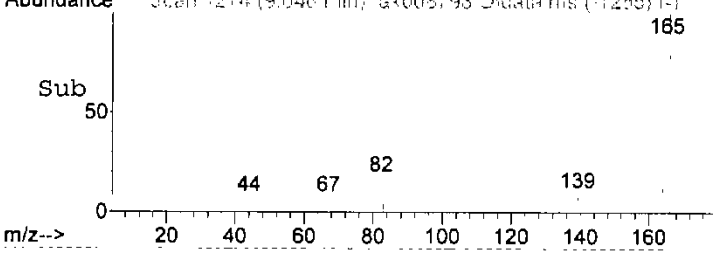
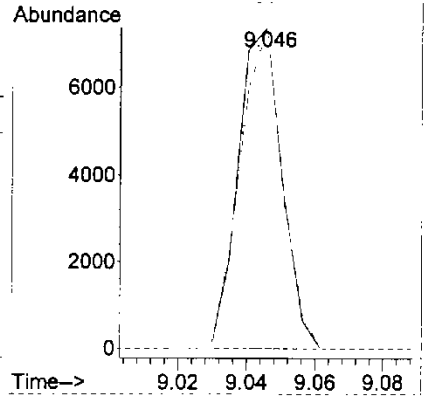
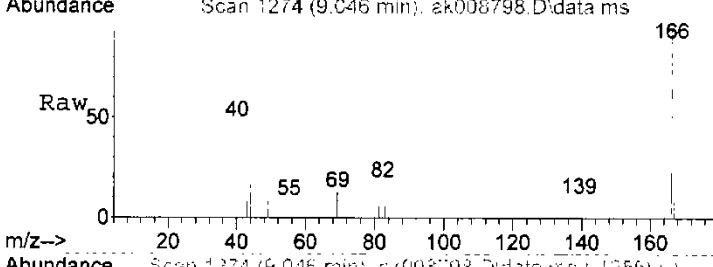
#57
 Diethylphthalate
 Concen: 8.67 ug/L
 RT: 8.939 min Scan# 1254
 Delta R.T. -0.005 min
 Lab File: ak008798.D
 Acq: 5 Apr 2007 4:20

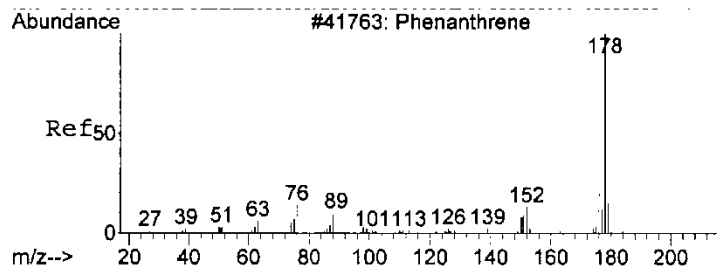
Tgt Ion	Resp	Lower	Upper
149	100		
177	29.2	0.0	49.3



#58
 Fluorene
 Concen: 13.24 ug/L
 RT: 9.046 min Scan# 1274
 Delta R.T. 0.004 min
 Lab File: ak008798.D
 Acq: 5 Apr 2007 4:20

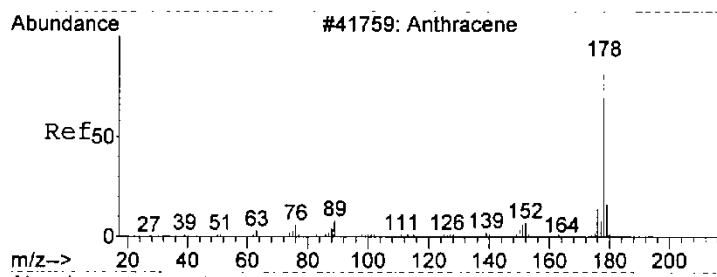
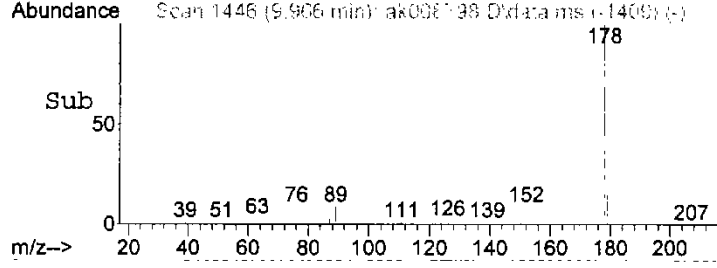
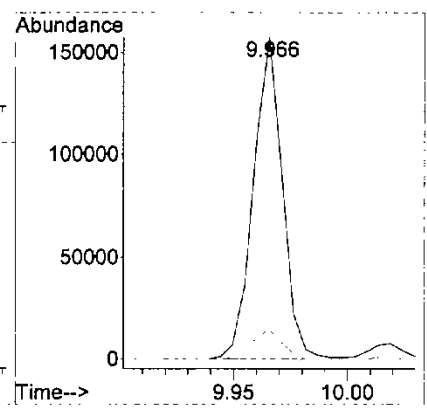
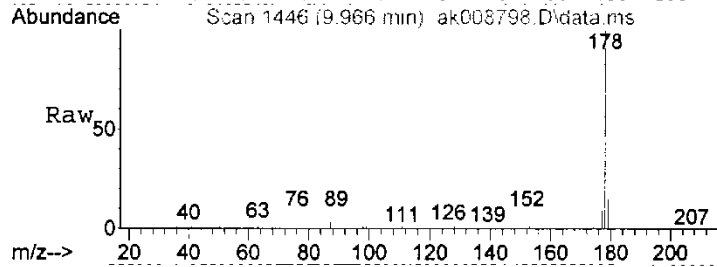
Tgt Ion	Resp	Lower	Upper
166	100		
165	100.2	65.6	125.6





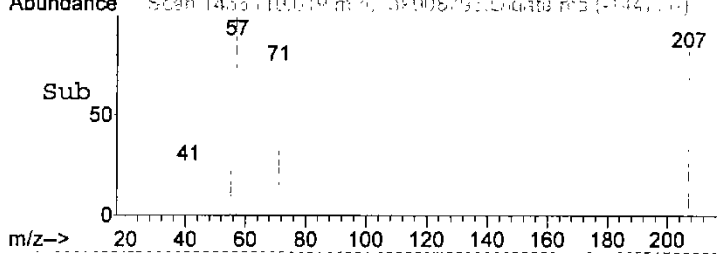
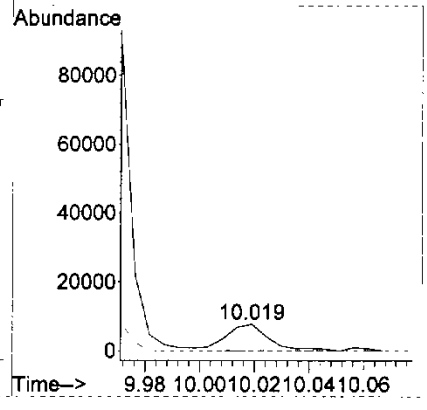
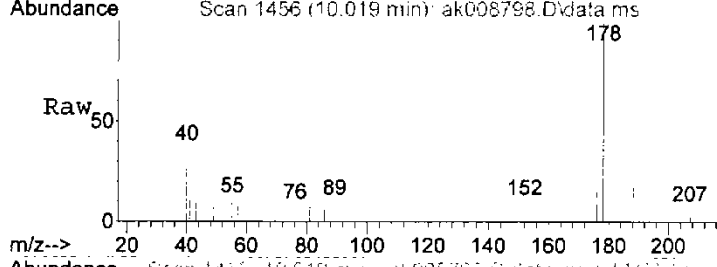
#69
 Phenanthrene
 Concen: 212.04 ug/L
 RT: 9.966 min Scan# 1446
 Delta R.T. 0.000 min
 Lab File: ak008798.D
 Acq: 5 Apr 2007 4:20

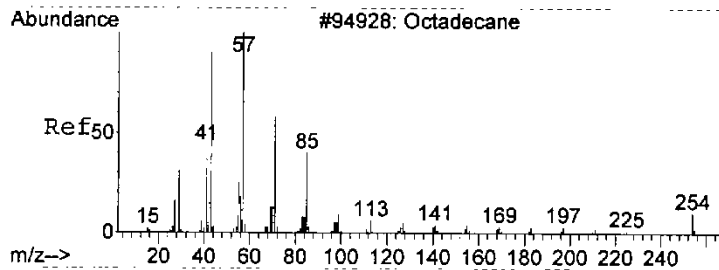
Tgt Ion:	178	Resp:	139508
Ion Ratio	100	Lower	Upper
178	100		
152	9.2	0.0	43.2



#70
 Anthracene
 Concen: 14.57 ug/L
 RT: 10.019 min Scan# 1456
 Delta R.T. 0.000 min
 Lab File: ak008798.D
 Acq: 5 Apr 2007 4:20

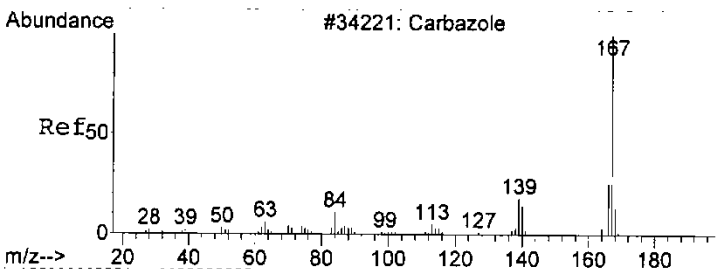
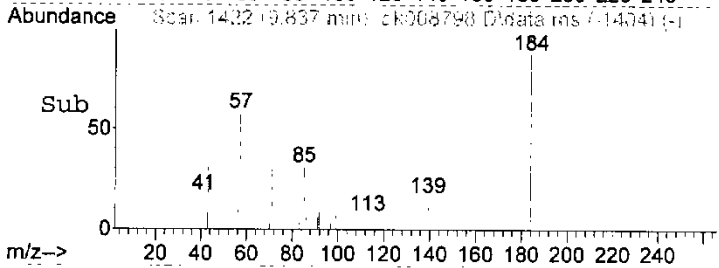
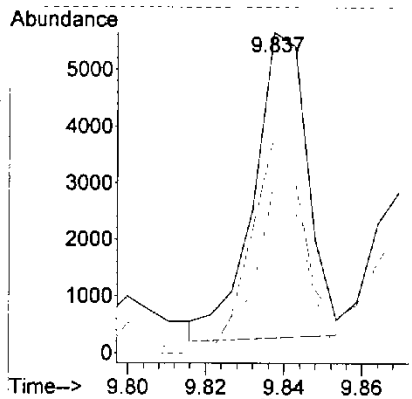
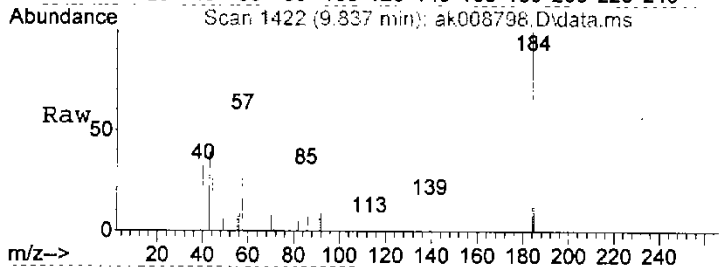
Tgt Ion:	178	Resp:	8557
Ion Ratio	100	Lower	Upper
178	100		
152	11.7	0.0	36.8





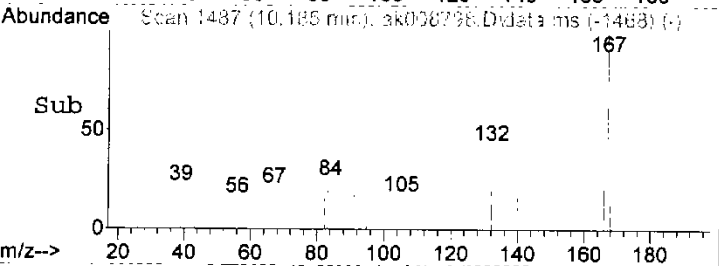
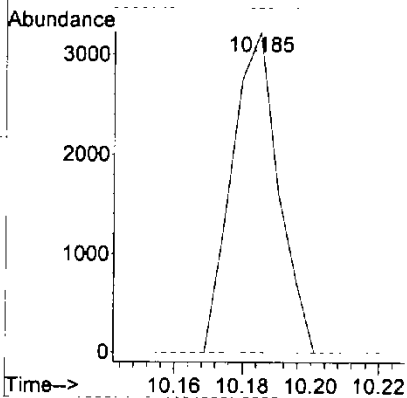
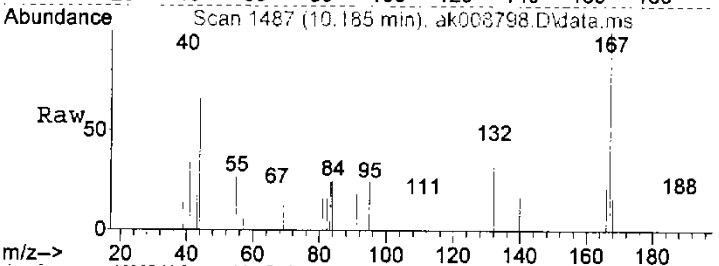
#71
 Octadecane
 Concen: 21.04 ug/L
 RT: 9.837 min Scan# 1422
 Delta R.T. -0.005 min
 Lab File: ak008798.D
 Acq: 5 Apr 2007 4:20

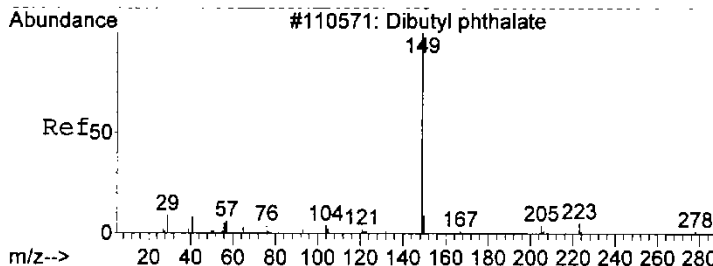
Tgt Ion:	Resp:		
Ion	Ratio	Lower	Upper
57	100		
71	69.2	28.0	88.0
85	58.7	9.7	69.7



#72
 Carbazole
 Concen: 6.86 ug/L
 RT: 10.185 min Scan# 1487
 Delta R.T. 0.005 min
 Lab File: ak008798.D
 Acq: 5 Apr 2007 4:20

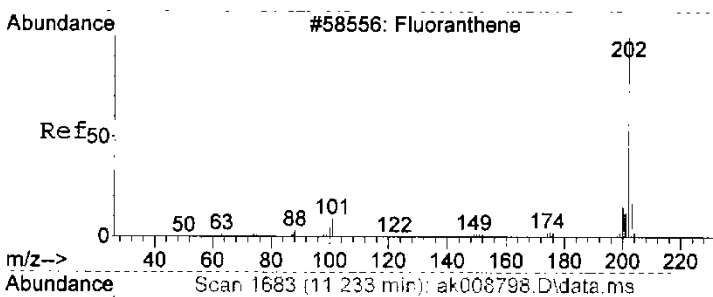
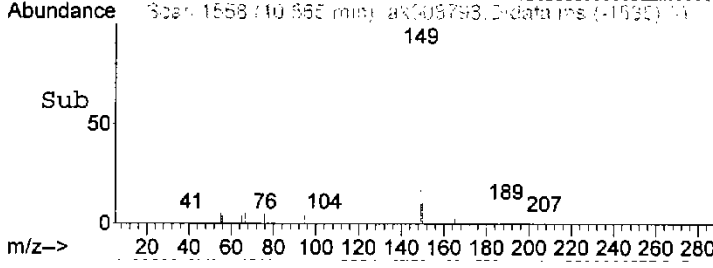
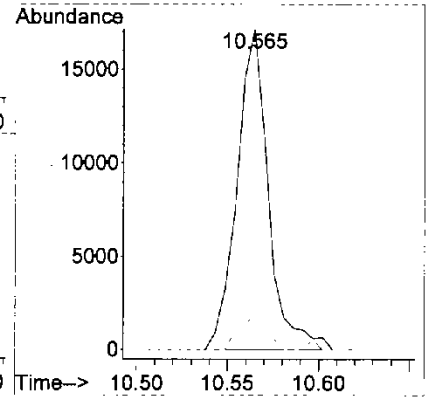
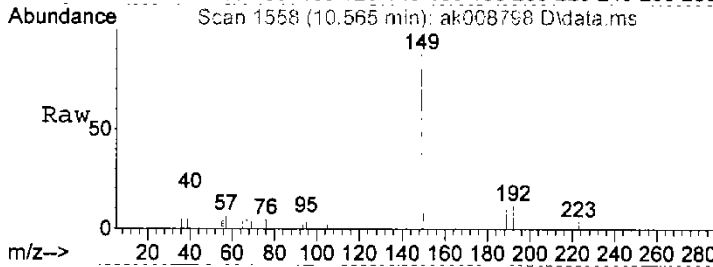
Tgt Ion:	Resp:		
Ion	Ratio	Lower	Upper
167	100		
139	0.0	0.0	47.5






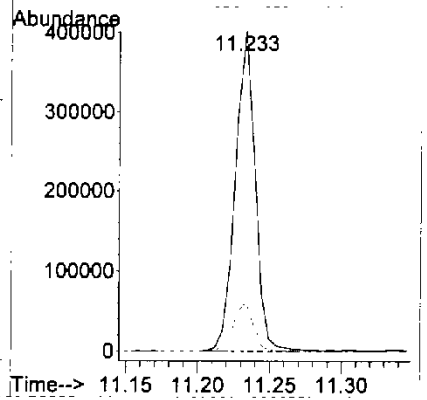
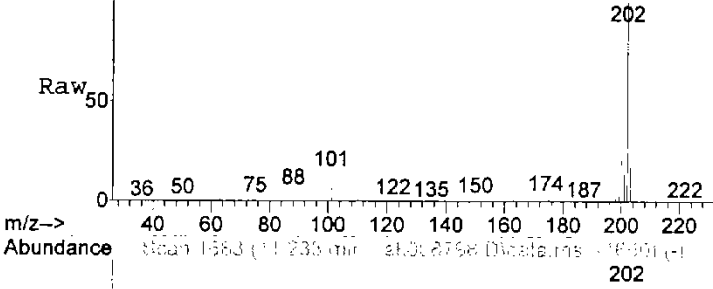
#73
 Di-n-butylphthalate
 Concen: 25.02 ug/L
 RT: 10.565 min Scan# 1558
 Delta R.T. -0.010 min
 Lab File: ak008798.D
 Acq: 5 Apr 2007 4:20

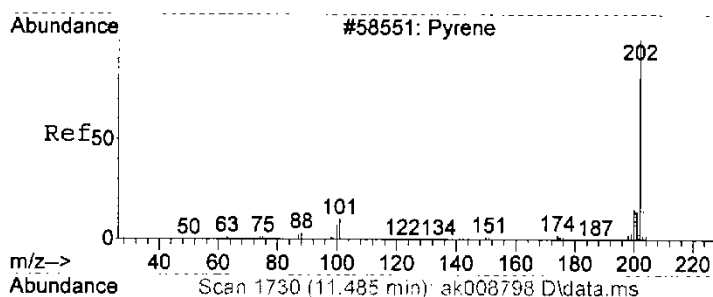
Tgt Ion:	149	Resp:	20530
Ion Ratio	100	Lower	Upper
149	100		
150	11.0	0.0	39.0



#74
 Fluoranthene
 Concen: 667.00 ug/L
 RT: 11.233 min Scan# 1683
 Delta R.T. -0.005 min
 Lab File: ak008798.D
 Acq: 5 Apr 2007 4:20

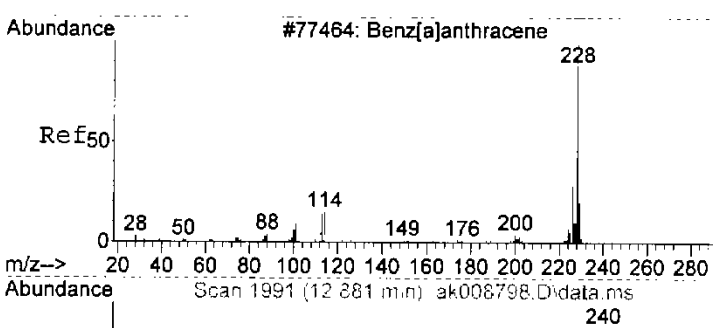

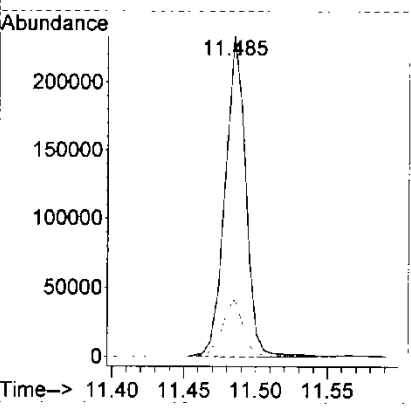
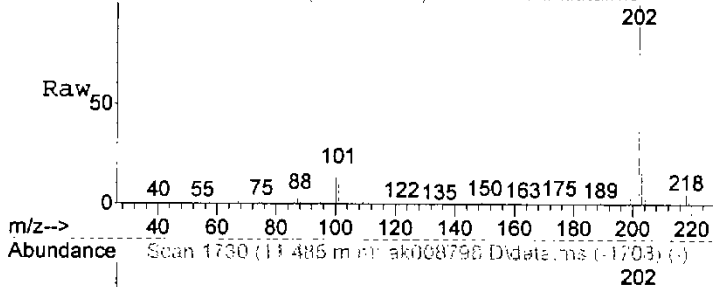
Tgt Ion:	202	Resp:	384322
Ion Ratio	100	Lower	Upper
202	100		
101	15.0	0.0	44.4






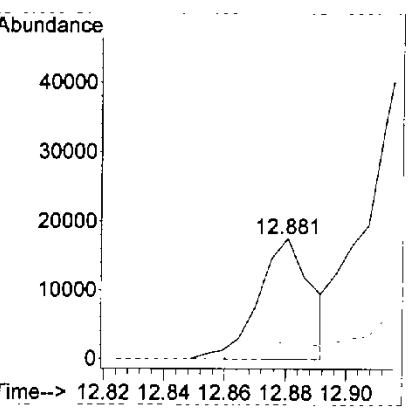
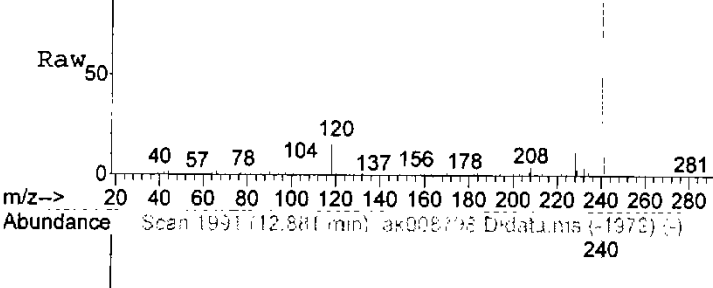
#75
 Pyrene
 Concen: 378.05 ug/L
 RT: 11.485 min Scan# 1730
 Delta R.T. -0.010 min
 Lab File: ak008798.D
 Acq: 5 Apr 2007 4:20

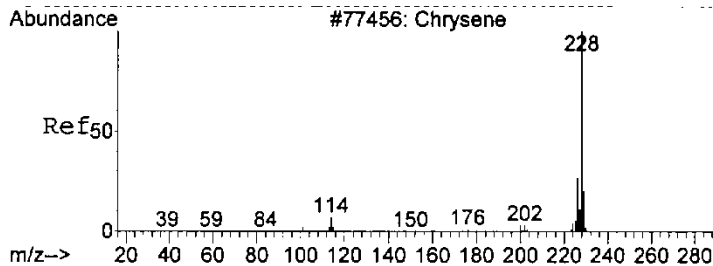
Tgt Ion	Ratio	Lower	Upper
202	100		
101	18.1	0.0	46.9



#80
 Benzo (a) anthracene
 Concen: 59.83 ug/L
 RT: 12.881 min Scan# 1991
 Delta R.T. 0.000 min
 Lab File: ak008798.D
 Acq: 5 Apr 2007 4:20

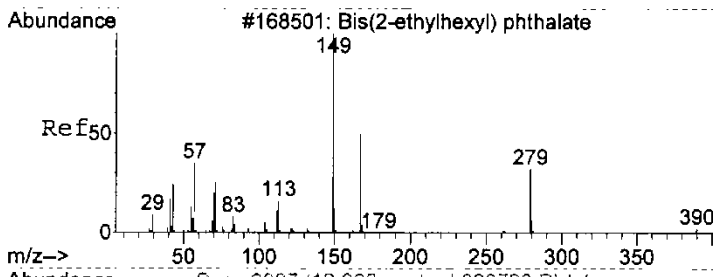
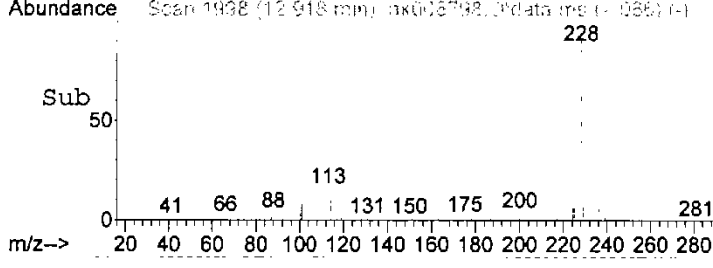
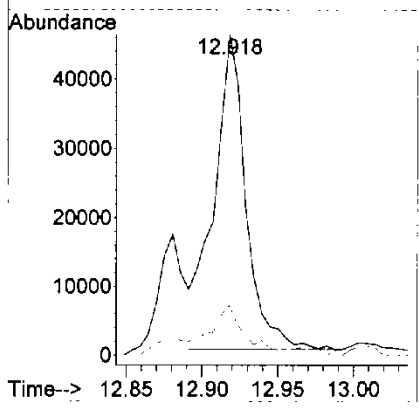
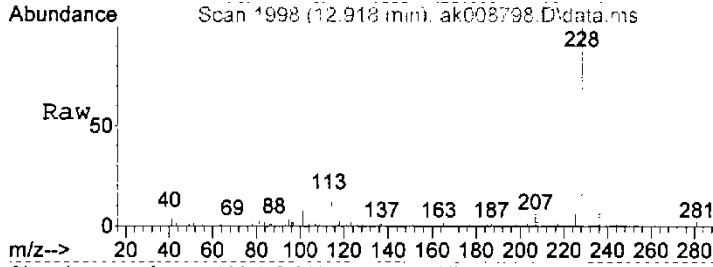
Tgt Ion	Ratio	Lower	Upper
228	100		
113	11.3	0.0	41.7





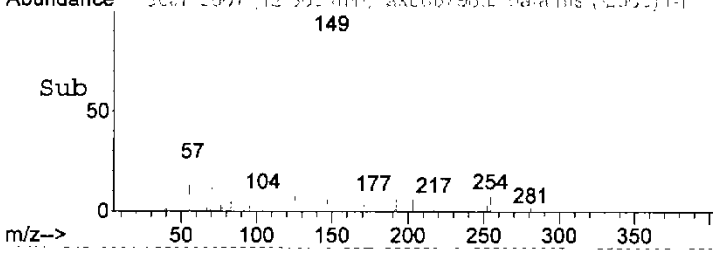
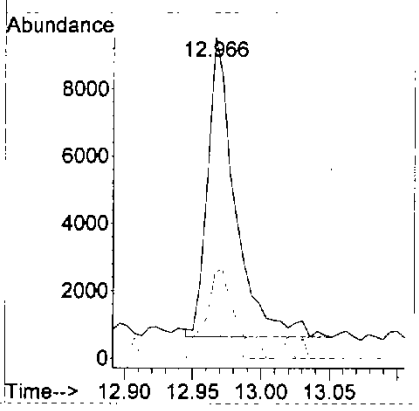
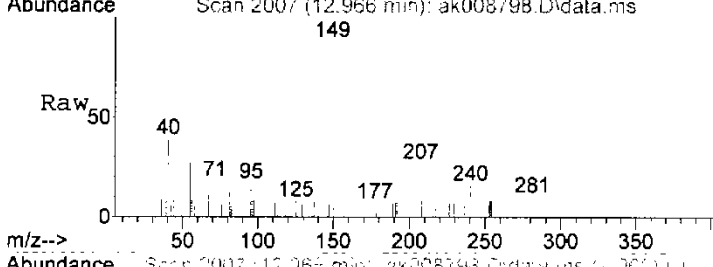
#82
 Chrysene
 Concen: 189.17 ug/L
 RT: 12.918 min Scan# 1998
 Delta R.T. 0.000 min
 Lab File: ak008798.D
 Acq: 5 Apr 2007 4:20

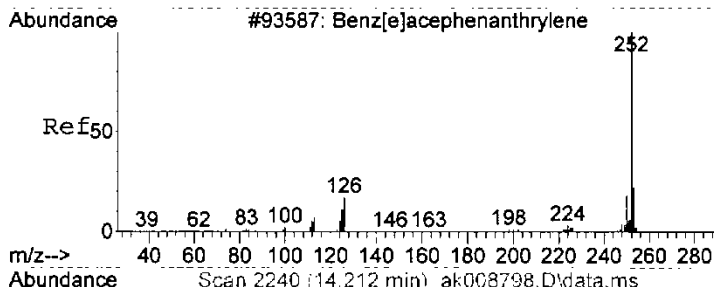
Tgt Ion	Resp	Lower	Upper
228	100		
113	14.4	0.0	44.5



#83
 bis(2-Ethylhexyl)phthalate
 Concen: 109.31 ug/L
 RT: 12.966 min Scan# 2007
 Delta R.T. -0.065 min
 Lab File: ak008798.D
 Acq: 5 Apr 2007 4:20

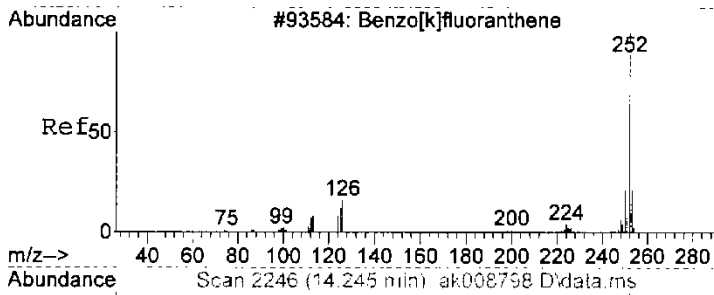

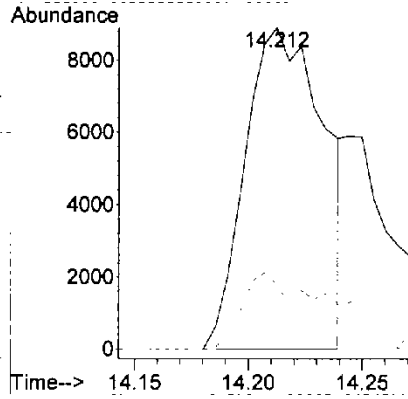
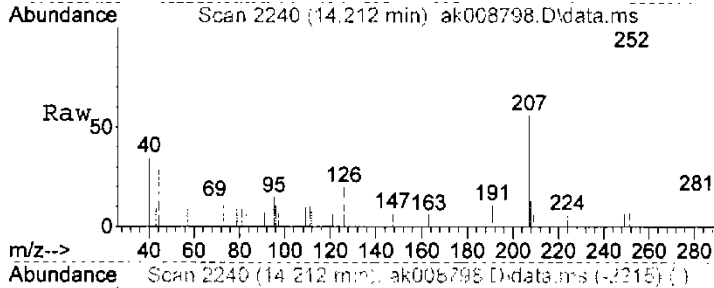
Tgt Ion	Resp	Lower	Upper
149	100		
167	29.1	0.4	60.4
279	0.0	0.0	35.8





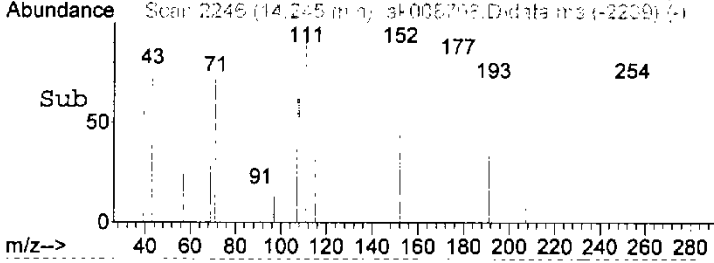
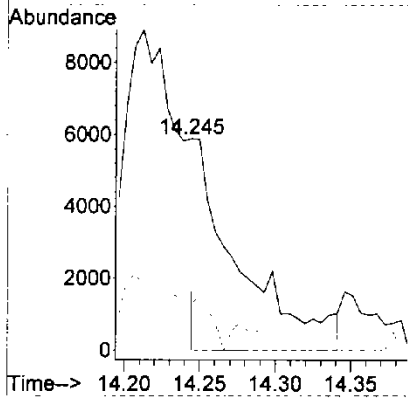
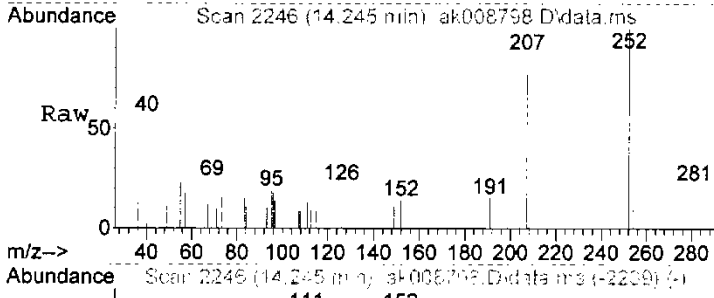
#86
 Benzo(b)fluoranthene
 Concen: 75.21 ug/l
 RT: 14.212 min Scan# 2240
 Delta R.T. 0.005 min
 Lab File: ak008798.D
 Acq: 5 Apr 2007 4:20

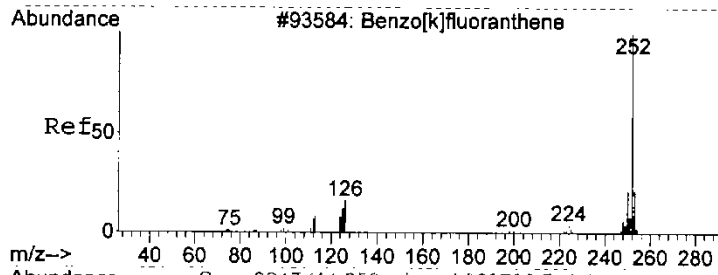
Tgt Ion	252	126	Resp	21220	Lower	Upper
Ion Ratio	100	13.3			0.0	46.6



#87
 Benzo(k)fluoranthene
 Concen: 39.31 ug/l m
 RT: 14.245 min Scan# 2246
 Delta R.T. -0.001 min
 Lab File: ak008798.D
 Acq: 5 Apr 2007 4:20

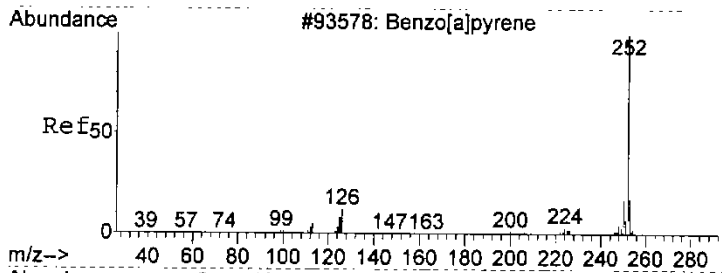
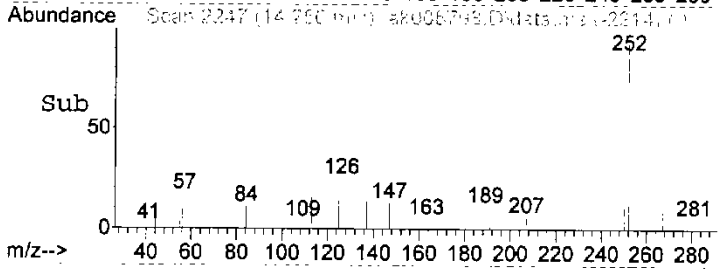
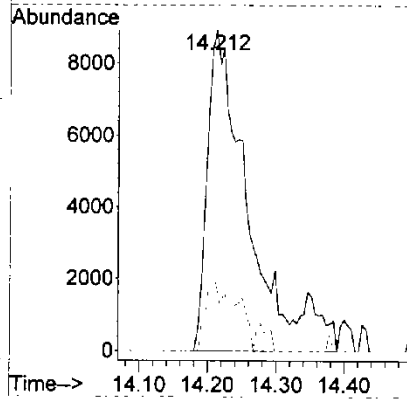
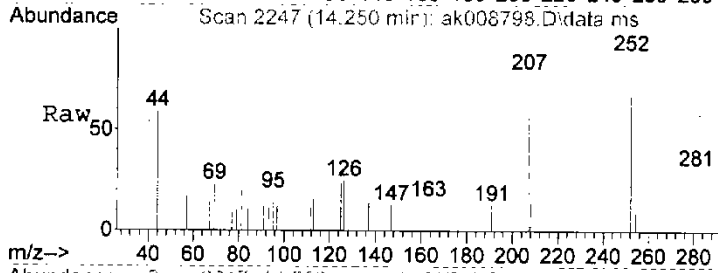
Tgt Ion	252	126	Resp	11492	Lower	Upper
Ion Ratio	100	0.0			0.0	49.1





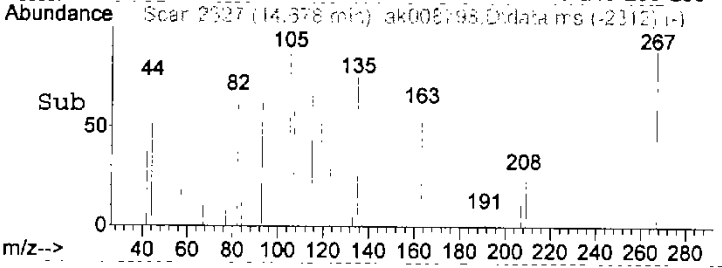
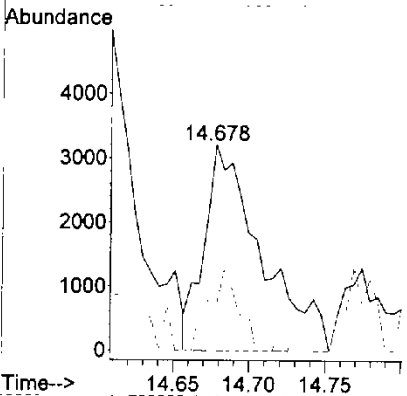
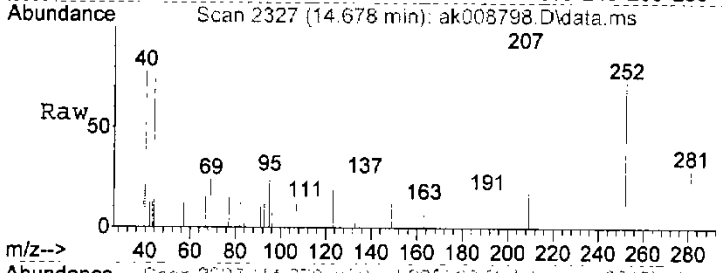
#88
 Benzofluoranthenes
 Concen: 138.91 ug/L
 RT: 14.248 min Scan# 2247
 Delta R.T. -0.034 min
 Lab File: ak008798.D
 Acq: 5 Apr 2007 4:20

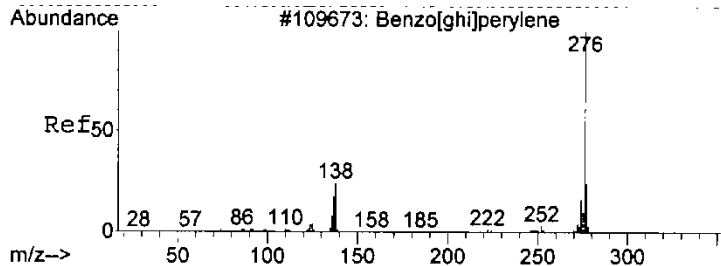
Tgt Ion	Resp	Lower	Upper
252	100		
126	25.2	0.0	44.0



#89
 Benzo(a)pyrene
 Concen: 37.33 ug/L
 RT: 14.678 min Scan# 2327
 Delta R.T. -0.019 min
 Lab File: ak008798.D
 Acq: 5 Apr 2007 4:20

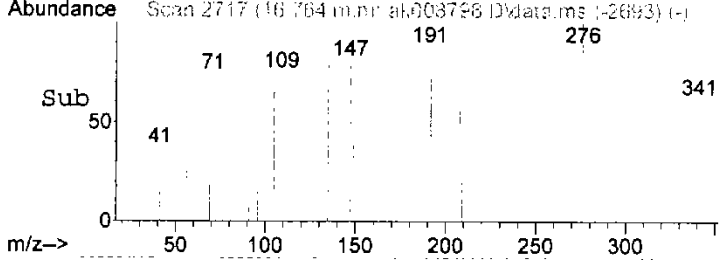
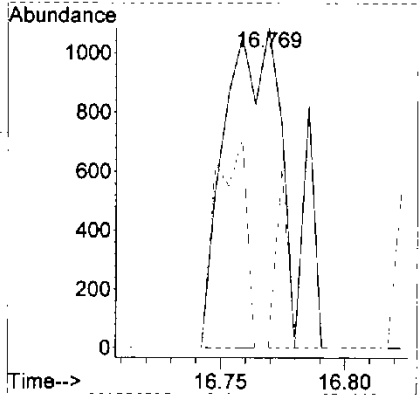
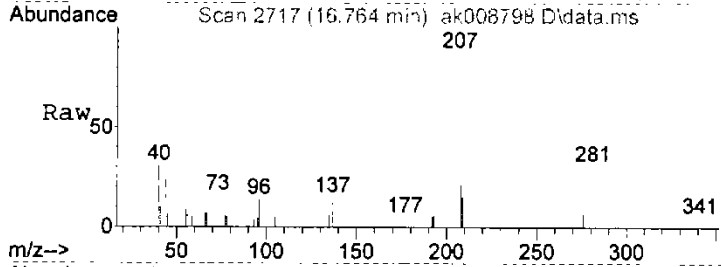
Tgt Ion	Resp	Lower	Upper
252	100		
126	22.5	0.0	46.5





#92
 Benzo(g,h,i)perylene
 Concen: 9.00 ug/L
 RT: 16.765 min Scan# 2717
 Delta R.T. -0.009 min
 Lab File: ak008798.D
 Acq: 5 Apr 2007 4:20

Tgt Ion	Resp	Lower	Upper
276	100		
138	0.0	0.0	56.4

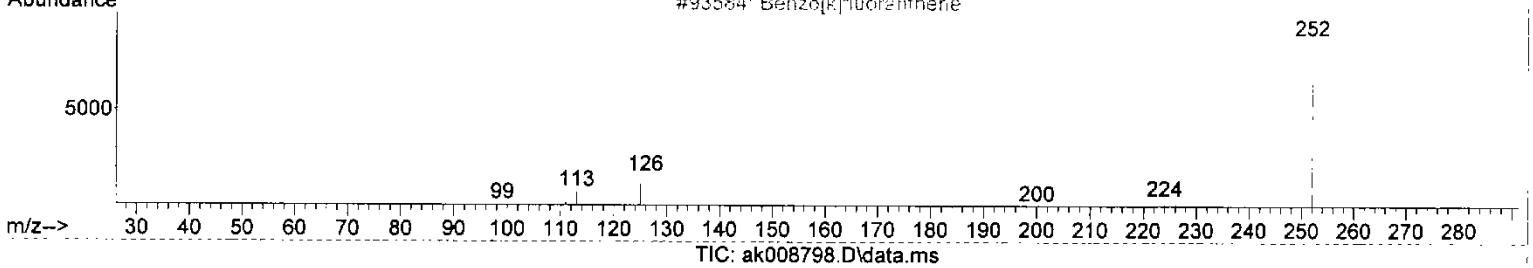
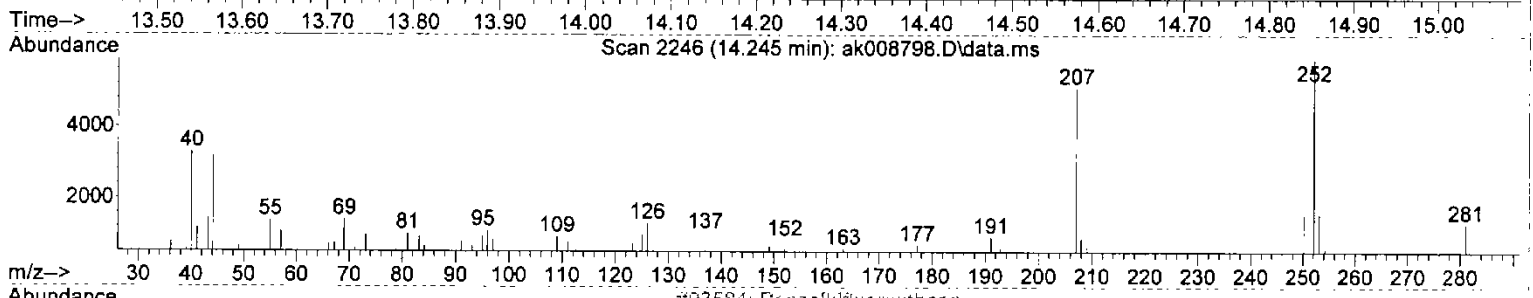
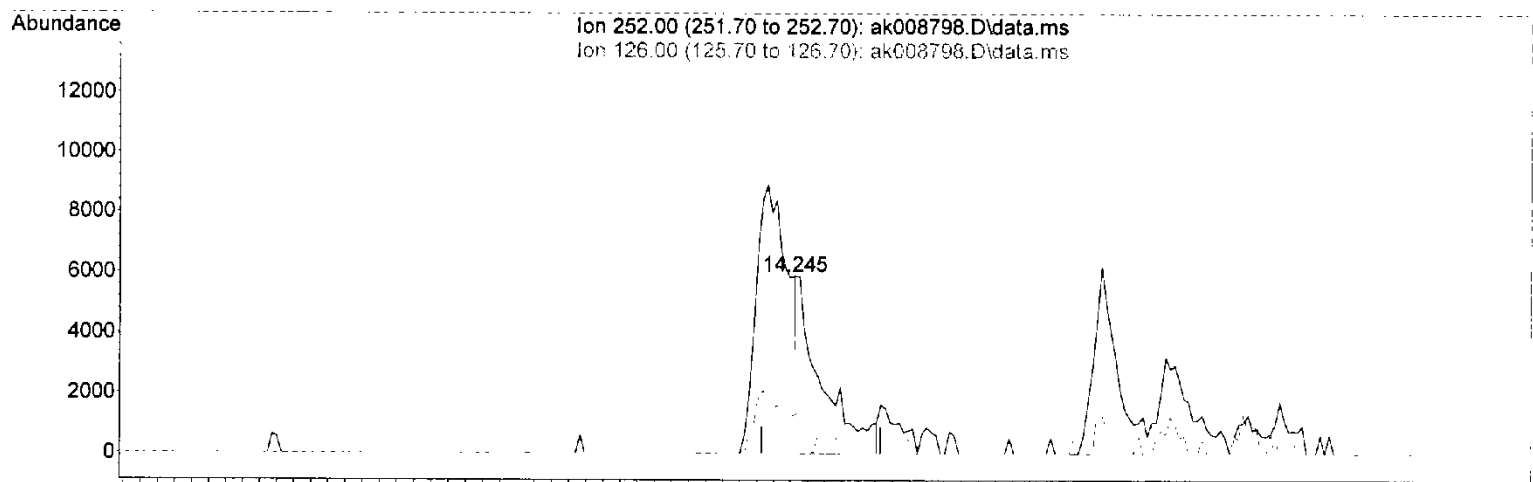


Data File : G:\DATA\040407_a\ak008798.D
Sample : 580-5372-A-3-C 1:10
Misc : BTSS40040407A
Acq On : 5 Apr 2007 4:20
InstName : sea040

Vial: 28

Operator: CLZ

DataAcq Meth:8270.M
Quant Method : G:\Methods\8270_040407.M
Quant Title : USEPA Method 8270 Calibration
QLast Update : Thu Apr 05 15:27:53 2007
Response via : Initial Calibration
Quant Results File: 8270_040407.RES



(87) Benzo(k)fluoranthene (T)
14.245min (-0.001) 39.31ug/l m
response 11492

Handwritten signature

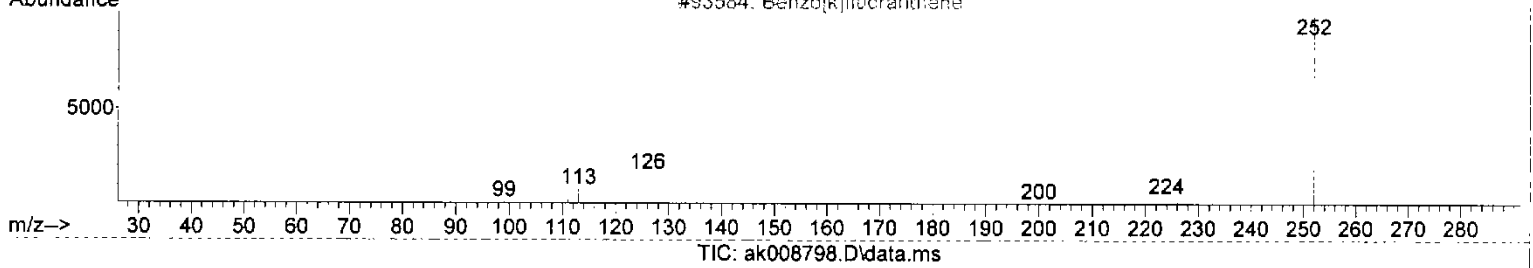
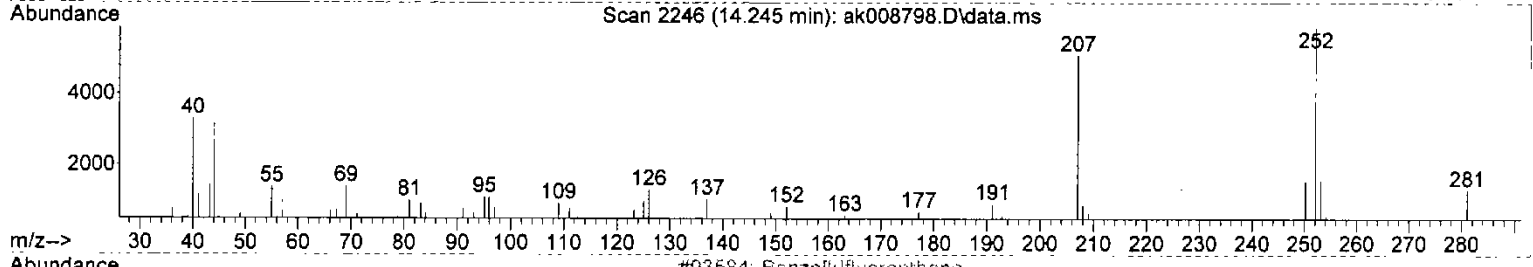
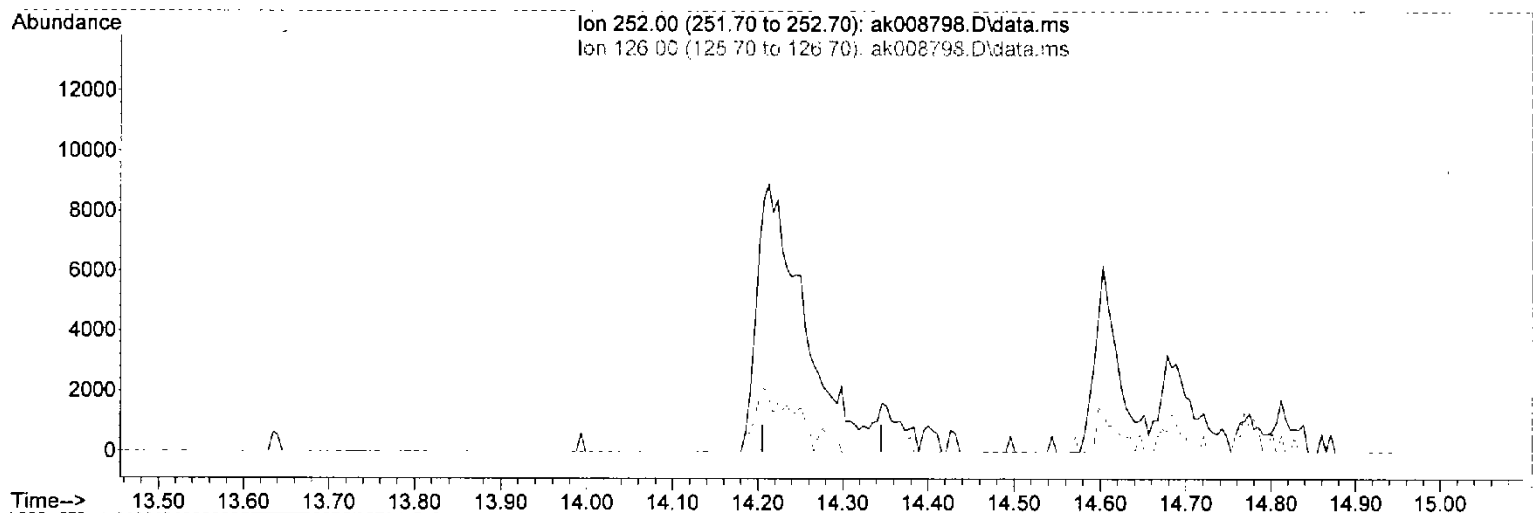
Ion	Exp%	Act%
252.00	100	100
126.00	19.10	0.00
0.00	0.00	0.00
0.00	0.00	0.00

Data File : G:\DATA\040407_a\ak008798.D
Sample : 580-5372-A-3-C 1:10
Misc : BTSS40040407A
Acq On : 5 Apr 2007 4:20
InstName : sea040

Vial: 28

Operator: CLZ

DataAcq Meth:8270.M
Quant Method : G:\Methods\8270_040407.M
Quant Title : USEPA Method 8270 Calibration
QLast Update : Thu Apr 05 15:27:53 2007
Response via : Initial Calibration
Quant Results File: 8270_040407.RES



(87) Benzo(k)fluoranthene (T)

14.245min (-14.245) 0.00ug/l

response 0

Ion	Exp%	Act%
252.00	100	0.00
126.00	19.10	0.00
0.00	0.00	0.00
0.00	0.00	0.00

Missed peak

Data File Name ak008798.D
Data File Path G:\DATA\040407_a\
Operator CLZ
Date Acquired 4/5/2007 4:20
Sample Name 580-5372-A-3-C 1:10
Vial Number 28

#	Name	Target Response	ICAL response	%
1)	1,4-Dichlorobenzene-d4 (I)	197362	184055	107%
21)	Naphthalene - d8 (I)	753874	713915	106%
37)	Acenaphthene - d10 (I)	376255	359759	105%
61)	Phenanthrene - d10 (I)	544827	535020	102%
78)	Chrysene - d12 (I)	320062	315876	101%
84)	Perylene - d12 (I)	195519	181603	108%

Pass/Fail

PASS

PASS

PASS

PASS

PASS

PASS

INITIAL CALIBRATION

Sequence Log

Directory : g:\DATA\040407_a

#	Filename	Sample Name	Date/Time
1	ak008769.d	dftpp	04/04/07 15:34
2	ak008770.d	20 ug/l 8270 ical std no 1281-42-1	04/04/07 15:50
3	ak008771.d	50 ug/l 8270 ical std no 1281-42-2	04/04/07 16:17
4	ak008772.d	100 ug/l 8270 ical std no 1281-42-3	04/04/07 16:44
5	ak008773.d	200 ug/l 8270 ical std no 1281-42-4	04/04/07 17:11
6	ak008774.d	500 ug/l 8270 ical std no 1281-42-5	04/04/07 17:38
7	ak008775.d	1000 ug/l 8270 ical std no 1281-42-6	04/04/07 18:06
8	ak008776.d	1500 ug/l 8270 ical std no 1281-42-7	04/04/07 18:33
9	ak008777.d	2000 ug/l 8270 ical std no 1281-42-8	04/04/07 19:00
10	ak008778.d	2500 ug/l 8270 ical std no 1281-42-9	04/04/07 19:27
11	ak008779.d	5000 ug/l 8270 ical std no 1281-42-10	04/04/07 19:54
12	ak008780.d	1000 ug/l 8270 ocs std no 1281-43-1	04/04/07 20:23

Method Path : G:\Methods\
 Method File : 8270_040407.M
 Title : USEPA Method 8270 Calibration
 Last Update : Fri Apr 06 08:18:48 2007
 Response Via : Initial Calibration

#	ID	Conc	ISTD Conc	Path\File
1	20	-1	1000	G:\DATA\040407_a\ak008770.D
2	50	250	1000	G:\DATA\040407_a\ak008771.D
3	100	500	1000	G:\DATA\040407_a\ak008772.D
4	200	1000	1000	G:\DATA\040407_a\ak008773.D
5	500	2500	1000	G:\DATA\040407_a\ak008774.D
6	1000	5000	1000	G:\DATA\040407_a\ak008775.D
7	1500	7500	1000	G:\DATA\040407_a\ak008776.D
8	2000	10000	1000	G:\DATA\040407_a\ak008777.D
9	2500	12500	1000	G:\DATA\040407_a\ak008778.D
10	5000	25000	1000	G:\DATA\040407_a\ak008779.D

#	ID	Update Time	Quant Time	Acquisition Time
1	20	Apr 05 11:17 2007	Apr 05 11:16 2007	
2	50	Apr 06 08:00 2007	Apr 05 11:17 2007	
3	100	Apr 05 11:18 2007	Apr 05 11:18 2007	
4	200	Apr 05 11:30 2007	Apr 05 11:30 2007	
5	500	Apr 05 11:20 2007	Apr 05 11:20 2007	
6	1000	Apr 05 11:16 2007	Apr 05 11:16 2007	
7	1500	Apr 05 11:21 2007	Apr 05 11:20 2007	
8	2000	Apr 06 08:14 2007	Apr 05 11:30 2007	
9	2500	Apr 05 11:23 2007	Apr 05 11:22 2007	
10	5000	Apr 05 11:34 2007	Apr 05 11:34 2007	

8270_040407.M Fri Apr 06 08:37:50 2007

Method Path : G:\Methods\
 Method File : 8270_040407.M
 Title : USEPA Method 8270 Calibration

	0.614	0.630	0.598	0.813	0.908	0.827	0.808	1.019	0.777	19.50
83) T bis(2-Ethylhex...										
	-----ISTD-----									
84) I Perylene - d12 (I)	0.732	0.824	0.859	1.285	1.452	1.423			1.096	29.77
85) TC Di-n-octylphth...	1.201	1.130	1.088	1.147	1.181	1.366	1.435	1.450	1.429	1.621
86) T Benzo(b)fluora...	1.279	1.181	1.125	1.142	1.370	1.405	1.417	1.473	1.474	1.654
87) T Benzo(k)fluora...	1.240	1.156	1.106	1.196	1.339	1.437	1.472	1.500	1.480	1.658
88) T Benzofluoranth...	0.915	0.801	0.851	0.868	1.024	1.048	1.103	1.185	1.210	1.355
89) TC Benzo(a)pyrene	0.670	0.546	0.589	0.472	0.603	0.571	0.673	0.795	0.871	0.963
90) T Indeno(1,2,3-c...	0.451	0.489	0.608	0.556	0.756	0.686	0.835	0.953	1.038	1.110
91) T Dibenz(a,h)ant...	0.755	0.830	0.862	0.845	0.992	0.927	1.057	1.111	1.175	1.240
92) T Benzo(g,h,i)pe...										0.979

(#) = Out of Range

Data File : G:\DATA\040407_a\ak008770.D Vial: 2
 Sample : 20 ug/l 8270 ical std no 1281-42-1
 Misc :
 Acq On : 4 Apr 2007 15:50 Operator: CLZ
 InstName : sea040

DataAcq Meth:8270.M
 Quant Method : G:\Methods\8270_040407.M
 Quant Title : USEPA Method 8270 Calibration
 QLast Update : Thu Apr 05 11:16:29 2007
 Response via : Initial Calibration
 Quant Results File: 8270_040407.RES

Internal Standards	R.T.	QIon	Response	Conc	Units	Dev(Min)
45) 2-Nitroaniline	8.174	138	1528	13.86	ug/L	72
46) Dimethylphthalate	8.329	163	9089	19.84	ug/L	94
47) Acenaphthylene	8.441	152	13843	21.36	ug/L	95
48) 2,6-Dinitrotoluene	8.377	165	1241	61.38	ug/L	75
49) 3-Nitroaniline	8.521	138	945	10.35	ug/L	86
50) Acenaphthene	8.586	153	9209	20.38	ug/L	83
51) 2,4-Dinitrophenol	8.612	184	753	317.74	ug/L #	33
52) 4-Nitrophenol	8.650	109	1925	Below Cal	#	77
53) Dibenzofuran	8.741	168	12008	18.89	ug/L	96
54) 2,4-Dinitrotoluene	8.719	165	1174	42.46	ug/L	88
55) 2,3,4,6-Tetrachlorophenol	8.805	232	1460	58.66	ug/L	57
56) 2,3,5,6-Tetrachlorophenol	8.842	232	1299	22.53	ug/l	68
57) Diethylphthalate	8.944	149	22730	69.51	ug/L	96
58) Fluorene	9.046	166	9250	19.42	ug/L	91
59) 4-Chlorophenylphenylether	9.046	204	4070	17.31	ug/L	79
60) 4-Nitroaniline	9.056	108	604	Below Cal	#	59
62) 4,6-Dinitro-2-methylph...	9.085	198	1513	262.85	ug/L	87
63) n-Nitrosodiphenylamine	9.153	169	6403	28.29	ug/l	95
65) Azobenzene	9.190	77	7515	22.36	ug/L	89
66) 4-Bromophenylphenylether	9.506	248	2226	18.85	ug/L	83
67) Hexachlorobenzene	9.554	284	3418	21.78	ug/L #	1
68) Pentachlorophenol	9.746	266	2256	38.43	ug/L	84
69) Phenanthrene	9.966	178	12032	20.33	ug/L	89
70) Anthracene	10.019	178	9893	18.61	ug/L	93
71) Octadecane	9.842	57	4768	26.28	ug/L	72
72) Carbazole	10.185	167	8222	19.29	ug/L	92
73) Di-n-butylphthalate	10.565	149	45390	80.00	ug/L	98
74) Fluoranthene	11.233	202	10245	19.18	ug/L	91
75) Pyrene	11.490	202	10856	18.59	ug/L	99
76) Benzidine	11.479	184	217	190.79	ug/L #	100
79) Butylbenzylphthalate	12.271	149	5436	109.52	ug/L	81
80) Benzo(a)anthracene	12.881	228	8248	22.63	ug/L	98
81) 3,3'-Dichlorobenzidine	12.864	252	2798	Below Cal		93
82) Chrysene	12.918	228	7531	20.30	ug/L #	1
83) bis(2-Ethylhexyl)phtha...	12.971	149	7130	111.45	ug/L	95
85) Di-n-octylphthalate	13.763	149	8119	106.62	ug/L	89
86) Benzo(b)fluoranthene	14.207	252	6215	21.81	ug/l	82
87) Benzo(k)fluoranthene	14.250	252	6621	21.47	ug/l	91
88) Benzofluoranthenes	14.232	252	12836	30.44	ug/L	66
89) Benzo(a)pyrene	14.694	252	4733	20.11	ug/L	62
90) Indeno(1,2,3-cd)pyrene	16.386	276	3467	19.26	ug/L	87
91) Dibenz(a,h)anthracene	16.422	278	2333	11.20	ug/L	59
92) Benzo(g,h,i)perylene	16.768	276	3905	16.13	ug/L	93

(#) = qualifier out of range (m) = manual integration (+) = signals summed

Data File : G:\DATA\040407_a\ak008771.D
 Sample : 50 ug/l 8270 ical std no 1281-42-2
 Misc :
 Acq On : 4 Apr 2007 16:17
 InstName : sea040

Vial: 3

Operator: CLZ

DataAcq Meth:8270.M
 Quant Method : G:\Methods\8270_040407.M
 Quant Title : USEPA Method 8270 Calibration
 QLast Update : Thu Apr 05 11:17:14 2007
 Response via : Initial Calibration
 Quant Results File: 8270_040407.RES

Internal Standards	R.T.	QIon	Response	Conc	Units	Dev(Min)
45) 2-Nitroaniline	8.168	138	3526	32.76	ug/L	93
46) Dimethylphthalate	8.329	163	21363	47.78	ug/L	96
47) Acenaphthylene	8.436	152	31549	49.12	ug/L	98
48) 2,6-Dinitrotoluene	8.377	165	2924	76.58	ug/L	92
49) 3-Nitroaniline	8.516	138	2156	24.19	ug/L	91
50) Acenaphthene	8.586	153	22841	51.87	ug/L	79
51) 2,4-Dinitrophenol	8.612	184	1454	338.26	ug/L #	49
52) 4-Nitrophenol	8.645	109	4421	25.36	ug/L	89
53) Dibenzofuran	8.735	168	27896	44.96	ug/L	95
54) 2,4-Dinitrotoluene	8.719	165	2930	57.40	ug/L	94
55) 2,3,4,6-Tetrachlorophenol	8.805	232	3269	74.04	ug/L	99
56) 2,3,5,6-Tetrachlorophenol	8.842	232	3293	41.52	ug/l	79
57) Diethylphthalate	8.939	149	36743	102.43	ug/L	98
58) Fluorene	9.046	166	20313	43.72	ug/L	96
59) 4-Chlorophenylphenylether	9.046	204	10813	47.10	ug/L	95
60) 4-Nitroaniline	9.051	108	1482	12.31	ug/L #	80
62) 4,6-Dinitro-2-methylph...	9.082	198	3540	309.04	ug/L	97
63) n-Nitrosodiphenylamine	9.153	169	15635	59.80	ug/l	97
65) Azobenzene	9.190	77	16704	54.33	ug/L	87
66) 4-Bromophenylphenylether	9.506	248	5773	53.44	ug/L	93
67) Hexachlorobenzene	9.554	284	7747	53.96	ug/L #	1
68) Pentachlorophenol	9.746	266	2040	37.99	ug/L	92
69) Phenanthrene	9.966	178	25707	47.76	ug/L	88
70) Anthracene	10.019	178	21814	44.65	ug/L	98
71) Octadecane	9.837	57	11439	68.91	ug/L	76
72) Carbazole	10.180	167	16482	42.26	ug/L	91
73) Di-n-butylphthalate	10.565	149	60263	116.09	ug/L	99
74) Fluoranthene	11.233	202	22144	45.10	ug/L	98
75) Pyrene	11.485	202	22633	42.39	ug/L	96
76) Benzidine	11.394	184	14495	611.45	ug/L #	100
79) Butylbenzylphthalate	12.271	149	7933	139.39	ug/L	81
80) Benzo(a)anthracene	12.875	228	13740	48.78	ug/L	85
81) 3,3'-Dichlorobenzidine	12.865	252	5274	Below Cal		99
82) Chrysene	12.918	228	13850	49.26	ug/L #	1
83) bis(2-Ethylhexyl)phtha...	12.972	149	10825	142.08	ug/L	96
85) Di-n-octylphthalate	13.758	149	10822	135.06	ug/L	96
86) Benzo(b)fluoranthene	14.207	252	10882	49.50	ug/l	95
87) Benzo(k)fluoranthene	14.245	252	11371	47.86	ug/l	96
88) Benzofluoranthenes	14.230	252	22253	52.21	ug/L	60
89) Benzo(a)pyrene	14.683	252	7716	42.71	ug/L	82
90) Indeno(1,2,3-cd)pyrene	16.383	276	5260	38.45	ug/L	92
91) Dibenz(a,h)anthracene	16.422	278	4713	30.74	ug/L	89
92) Benzo(g,h,i)perylene	16.767	276	7989	44.46	ug/L	76

(#) = qualifier out of range (m) = manual integration (+) = signals summed

Data File : G:\DATA\040407_a\ak008772.D
Sample : 100 ug/l 8270 ical std no 1281-42-3
Misc :
Acq On : 4 Apr 2007 16:44
InstName : sea040

Vial: 4

Operator: CLZ

DataAcq Meth:8270.M
Quant Method : G:\Methods\8270_040407.M
Quant Title : USEPA Method 8270 Calibration
QLast Update : Thu Apr 05 11:18:05 2007
Response via : Initial Calibration
Quant Results File: 8270_040407.RES

Internal Standards	R.T.	QIon	Response	Conc	Units	Dev(Min)
1) 1,4-Dichlorobenzene-d4...	5.965	152	173945	1000.00	ug/L	0.00
21) Naphthalene - d8 (I)	7.077	136	658100	1000.00	ug/L	0.00
37) Acenaphthene - d10 (I)	8.559	162	327365	1000.00	ug/L	0.00
61) Phenanthrene - d10 (I)	9.944	188	458036	1000.00	ug/L	0.00
78) Chrysene - d12 (I)	12.886	240	274408	1000.00	ug/l	0.00
84) Perylene - d12 (I)	14.774	264	200078	1000.00	ug/L	0.00

System Monitoring Compounds

4) 2 - Fluorophenol (S)	4.692	112	19967	118.44	ug/L	0.00
7) Phenol - d5 (S)	5.633	99	24607	95.74	ug/L	-0.01
22) Nitrobenzene - d5 (S)	6.462	82	19340	97.09	ug/L	0.01
42) 2 - Fluorobiphenyl (S)	7.986	172	48803	104.41	ug/L	0.00
64) 2,4,6 - Tribromophenol...	9.265	330	4743	135.81	ug/L	0.00
77) p - Terphenyl - d14 (S)	11.682	244	26892	82.56	ug/L	-0.01

Target Compounds

	R.T.	QIon	Response	Conc	Units	Qvalue
2) N-Nitrosodimethylamine	3.082	74	50630	440.16	ug/L	96
3) Pyridine	3.071	79	97756	497.70	ug/L	91
5) Cyclohexanone	5.002	55	14805	96.66	ug/l	# 88
6) Aniline	5.687	93	28839	100.50	ug/L	99
8) Phenol	5.649	94	26027	98.07	ug/L	95
9) bis(2-Chloroethyl)ether	6.879	93	25496	98.88	ug/L	97
10) 2-Chlorophenol	5.772	128	22692	107.60	ug/L	83
11) Decane	5.826	57	24932	114.46	ug/L	99
12) 1,3-Dichlorobenzene	5.911	146	29286	103.11	ug/L	95
13) 1,4-Dichlorobenzene	5.981	146	29815	101.63	ug/L	97
14) Benzyl alcohol	6.104	79	15206	110.24	ug/L	95
15) 1,2-Dichlorobenzene	6.114	146	27965	103.15	ug/L	99
16) 2-Methylphenol	6.195	108	19774	94.23	ug/L	89
17) bis(2-chloroisopropyl)...	6.221	45	28409	104.31	ug/L	97
18) 3-&4-Methylphenol	6.328	108	19358	103.18	ug/L	93
19) n-Nitroso-di-n-propyla...	6.339	70	13948	98.25	ug/L	96
20) Hexachloroethane	6.414	201	9100	93.29	ug/L	87
23) Nitrobenzene	6.478	77	22645	103.35	ug/L	95
24) Isophorone	6.692	82	34310	114.58	ug/L	95
25) 2-Nitrophenol	6.751	139	7536	106.02	ug/L	88
26) 2,4-Dimethylphenol	6.788	107	18450	110.82	ug/L	99
27) bis(2-Chloroethoxy)met...	6.879	93	25496	101.39	ug/L	98
28) Benzoic Acid	6.815	105	9148	573.30	ug/L	94
29) 2,4-Dichlorophenol	6.949	162	15095	96.04	ug/L	98
30) 1,2,4-Trichlorobenzene	7.024	180	22787	101.22	ug/L	98
31) Naphthalene	7.093	128	74610	102.23	ug/L	98
32) 4-Chloroaniline	7.141	127	21854	82.38	ug/l	96
33) Hexachlorobutadiene	7.200	225	13243	99.79	ug/L	97
34) 4-Chloro-3-methylphenol	7.543	107	13616	79.34	ug/L	94
35) 2-Methylnaphthalene	7.676	141	35697	95.33	ug/L	86
36) 1-Methylnaphthalene	7.762	141	39217	99.19	ug/l	81
38) Hexachlorocyclopentadiene	7.810	237	8623	116.32	ug/L	94
39) 2,3-Dichloroaniline	7.917	161	20614	96.94	ug/L	98
40) 2,4,6-Trichlorophenol	7.912	196	9483	97.15	ug/L	54
41) 2,4,5-Trichlorophenol	7.938	196	9937	102.40	ug/L	100
43) 2-Chloronaphthalene	8.088	162	41031	99.81	ug/L	96
44) Biphenyl	8.072	154	51471	96.81	ug/L	96

Data File : G:\DATA\040407_a\ak008772.D
 Sample : 100 ug/l 8270 ical std no 1281-42-3
 Misc :
 Acq On : 4 Apr 2007 16:44
 InstName : sea040

Vial: 4

Operator: CLZ

DataAcq Meth:8270.M
 Quant Method : G:\Methods\8270_040407.M
 Quant Title : USEPA Method 8270 Calibration
 QLast Update : Thu Apr 05 11:18:05 2007
 Response via : Initial Calibration
 Quant Results File: 8270_040407.RES

Internal Standards	R.T.	QIon	Response	Conc	Units	Dev(Min)
45) 2-Nitroaniline	8.168	138	6578	64.48	ug/L	89
46) Dimethylphthalate	8.323	163	41372	97.63	ug/L	99
47) Acenaphthylene	8.436	152	58778	95.39	ug/L	99
48) 2,6-Dinitrotoluene	8.377	165	5835	105.28	ug/L	95
49) 3-Nitroaniline	8.516	138	5098	60.36	ug/L	86
50) Acenaphthene	8.585	153	40760	96.97	ug/L	97
51) 2,4-Dinitrophenol	8.607	184	4705	437.62	ug/L #	57
52) 4-Nitrophenol	8.650	109	8982	191.10	ug/L	98
53) Dibenzofuran	8.735	168	53284	90.61	ug/L	96
54) 2,4-Dinitrotoluene	8.719	165	6262	88.07	ug/L	94
55) 2,3,4,6-Tetrachlorophenol	8.805	232	6996	108.34	ug/L	93
56) 2,3,5,6-Tetrachlorophenol	8.842	232	7454	84.22	ug/l	70
57) Diethylphthalate	8.938	149	52485	144.58	ug/L	97
58) Fluorene	9.045	166	38821	88.78	ug/L	98
59) 4-Chlorophenylphenylether	9.045	204	18892	86.83	ug/L	91
60) 4-Nitroaniline	9.051	108	2980	49.46	ug/L #	82
62) 4,6-Dinitro-2-methylph...	9.081	198	8621	426.49	ug/L	94
63) n-Nitrosodiphenylamine	9.152	169	29054	102.48	ug/l	99
65) Azobenzene	9.190	77	32389	110.75	ug/L	86
66) 4-Bromophenylphenylether	9.505	248	10361	100.84	ug/L	97
67) Hexachlorobenzene	9.554	284	16541	120.12	ug/L #	1
68) Pentachlorophenol	9.746	266	3778	73.97	ug/L	93
69) Phenanthrene	9.965	178	49523	97.04	ug/L	91
70) Anthracene	10.019	178	41303	88.70	ug/L	96
71) Octadecane	9.842	57	18543	117.45	ug/L	80
72) Carbazole	10.179	167	33627	90.64	ug/L	86
73) Di-n-butylphthalate	10.565	149	81597	165.26	ug/L	98
74) Fluoranthene	11.233	202	41436	87.89	ug/L	98
75) Pyrene	11.484	202	42605	83.29	ug/L	96
76) Benzidine	11.394	184	20605	822.36	ug/L #	100
79) Butylbenzylphthalate	12.271	149	12531	171.07	ug/L	99
80) Benzo(a)anthracene	12.875	228	28178	94.69	ug/L	77
81) 3,3'-Dichlorobenzidine	12.864	252	12784	Below	Cal	96
82) Chrysene	12.918	228	28529	96.79	ug/L #	1
83) bis(2-Ethylhexyl)phtha...	12.971	149	16856	171.94	ug/L	96
85) Di-n-octylphthalate	13.758	149	14648	154.55	ug/L	95
86) Benzo(b)fluoranthene	14.207	252	21768	92.64	ug/l	85
87) Benzo(k)fluoranthene	14.244	252	22503	89.48	ug/l	99
88) Benzofluoranthenes	14.231	252	44271	90.05	ug/L	66
89) Benzo(a)pyrene	14.683	252	17023	89.12	ug/L	84
90) Indeno(1,2,3-cd)pyrene	16.381	276	11787	82.15	ug/L	85
91) Dibenz(a,h)anthracene	16.428	278	12158	76.24	ug/L	96
92) Benzo(g,h,i)perylene	16.770	276	17237	90.80	ug/L	89

(#) = qualifier out of range (m) = manual integration (+) = signals summed

Data File : G:\DATA\040407_a\ak008773.D
 Sample : 200 ug/l 8270 ical std no 1281-42-4
 Misc :
 Acq On : 4 Apr 2007 17:11
 InstName : sea040

Vial: 5

Operator: CLZ

DataAcq Meth:8270.M
 Quant Method : G:\Methods\8270_040407.M
 Quant Title : USEPA Method 8270 Calibration
 QLast Update : Thu Apr 05 11:30:04 2007
 Response via : Initial Calibration
 Quant Results File: 8270_040407.RES

Internal Standards	R.T.	QIon	Response	Conc	Units	Dev(Min)
45) 2-Nitroaniline	8.174	138	15520	145.59	ug/L	95
46) Dimethylphthalate	8.323	163	89115	196.50	ug/L	99
47) Acenaphthylene	8.436	152	131518	192.76	ug/L	100
48) 2,6-Dinitrotoluene	8.377	165	14548	195.75	ug/L	95
49) 3-Nitroaniline	8.516	138	12295	167.73	ug/L	94
50) Acenaphthene	8.585	153	89332	198.60	ug/L	97
51) 2,4-Dinitrophenol	8.607	184	14922	902.96	ug/L #	55
52) 4-Nitrophenol	8.644	109	23257	944.39	ug/L	91
53) Dibenzofuran	8.735	168	117946	197.62	ug/L	96
54) 2,4-Dinitrotoluene	8.719	165	15928	188.28	ug/L	89
55) 2,3,4,6-Tetrachlorophenol	8.799	232	17320	204.69	ug/L	92
56) 2,3,5,6-Tetrachlorophenol	8.842	232	18719	196.91	ug/l	84
57) Diethylphthalate	8.938	149	95992	202.20	ug/L	92
58) Fluorene	9.045	166	86900	194.57	ug/L	95
59) 4-Chlorophenylphenylether	9.045	204	43506	196.64	ug/L	97
60) 4-Nitroaniline	9.051	108	6887	192.01	ug/L	83
62) 4,6-Dinitro-2-methylph...	9.082	198	26154	883.86	ug/L	95
63) n-Nitrosodiphenylamine	9.152	169	64499	192.93	ug/l	98
65) Azobenzene	9.190	77	72104	193.38	ug/L	88
66) 4-Bromophenylphenylether	9.505	248	24062	194.81	ug/L	95
67) Hexachlorobenzene	9.554	284	34382	204.44	ug/L #	1
68) Pentachlorophenol	9.746	266	9378	139.72	ug/L	88
69) Phenanthrene	9.965	178	113353	199.88	ug/L	89
70) Anthracene	10.019	178	94904	187.48	ug/L	99
71) Octadecane	9.837	57	39747	188.07	ug/L	88
72) Carbazole	10.179	167	75259	196.03	ug/L	88
73) Di-n-butylphthalate	10.564	149	142510	201.48	ug/L	100
74) Fluoranthene	11.233	202	88398	177.99	ug/L	99
75) Pyrene	11.484	202	93642	177.63	ug/L	98
76) Benzidine	11.394	184	26903	407.56	ug/L #	98
79) Butylbenzylphthalate	12.271	149	25435	203.44	ug/L	98
80) Benzo(a)anthracene	12.875	228	54845	181.83	ug/L	74
81) 3,3'-Dichlorobenzidine	12.864	252	23881	148.77	ug/L	100
82) Chrysene	12.918	228	58200	191.62	ug/L #	1
83) bis(2-Ethylhexyl)phtha...	12.971	149	34327	202.43	ug/L	98
85) Di-n-octylphthalate	13.758	149	28740	192.70	ug/L	99
86) Benzo(b)fluoranthene	14.207	252	40017	175.80	ug/l	99
87) Benzo(k)fluoranthene	14.244	252	39846	168.94	ug/l	97
88) Benzofluoranthenes	14.232	252	83447	336.12	ug/L	84
89) Benzo(a)pyrene	14.688	252	30297	167.63	ug/L	92
90) Indeno(1,2,3-cd)pyrene	16.377	276	16482	139.89	ug/L	82
91) Dibenz(a,h)anthracene	16.431	278	19386	148.53	ug/L	87
92) Benzo(g,h,i)perylene	16.773	276	29500	172.64	ug/L	87

(#) = qualifier out of range (m) = manual integration (+) = signals summed

Data File : G:\DATA\040407_a\ak008774.D
 Sample : 500 ug/l 8270 ical std no 1281-42-5
 Misc :
 Acq On : 4 Apr 2007 17:38
 InstName : sea040

Vial: 6

Operator: CLZ

DataAcq Meth:8270.M
 Quant Method : G:\Methods\8270_040407.M
 Quant Title : USEPA Method 8270 Calibration
 QLast Update : Thu Apr 05 11:20:01 2007
 Response via : Initial Calibration
 Quant Results File: 8270_040407.RES

Internal Standards	R.T.	QIon	Response	Conc	Units	Dev(Min)
45) 2-Nitroaniline	8.174	138	45786	443.81	ug/L	97
46) Dimethylphthalate	8.324	163	218003	508.94	ug/L	99
47) Acenaphthylene	8.436	152	338313	541.52	ug/L	100
48) 2,6-Dinitrotoluene	8.377	165	44032	466.73	ug/L	91
49) 3-Nitroaniline	8.516	138	37565	471.97	ug/L	97
50) Acenaphthene	8.586	153	222201	524.73	ug/L	98
51) 2,4-Dinitrophenol	8.607	184	61127	2072.24	ug/L #	58
52) 4-Nitrophenol	8.645	109	77637	2415.07	ug/L	92
53) Dibenzofuran	8.736	168	294810	508.82	ug/L	95
54) 2,4-Dinitrotoluene	8.719	165	50458	473.21	ug/L	97
55) 2,3,4,6-Tetrachlorophenol	8.800	232	47113	466.54	ug/L	93
56) 2,3,5,6-Tetrachlorophenol	8.842	232	52560	522.37	ug/l	82
57) Diethylphthalate	8.939	149	220526	515.88	ug/L	98
58) Fluorene	9.046	166	222061	514.77	ug/L	95
59) 4-Chlorophenylphenylether	9.046	204	108911	510.75	ug/L	97
60) 4-Nitroaniline	9.051	108	20896	480.71	ug/L	97
62) 4,6-Dinitro-2-methylph...	9.082	198	109734	2402.73	ug/L	93
63) n-Nitrosodiphenylamine	9.153	169	170958	535.06	ug/l	100
65) Azobenzene	9.190	77	187221	551.61	ug/L	87
66) 4-Bromophenylphenylether	9.506	248	62391	536.92	ug/L	96
67) Hexachlorobenzene	9.554	284	86263	547.56	ug/L #	1
68) Pentachlorophenol	9.746	266	29414	520.13	ug/L	88
69) Phenanthrene	9.966	178	291061	524.89	ug/L	89
70) Anthracene	10.019	178	263509	526.23	ug/L	99
71) Octadecane	9.837	57	102841	542.42	ug/L	84
72) Carbazole	10.180	167	219519	565.33	ug/L	88
73) Di-n-butylphthalate	10.565	149	324301	499.33	ug/L	100
74) Fluoranthene	11.233	202	255510	506.82	ug/L	98
75) Pyrene	11.485	202	274166	508.00	ug/L	99
76) Benzidine	11.399	184	86365	2948.37	ug/L #	100
79) Butylbenzylphthalate	12.271	149	77570	491.89	ug/L	96
80) Benzo(a)anthracene	12.875	228	187398	499.43	ug/L	77
81) 3,3'-Dichlorobenzidine	12.865	252	94026	639.43	ug/L	98
82) Chrysene	12.918	228	198154	534.88	ug/L #	1
83) bis(2-Ethylhexyl)phtha...	12.972	149	103213	477.12	ug/L	99
85) Di-n-octylphthalate	13.758	149	97503	532.33	ug/L	98
86) Benzo(b)fluoranthene	14.207	252	134081	486.67	ug/l	95
87) Benzo(k)fluoranthene	14.245	252	155486	538.88	ug/l	94
88) Benzofluoranthenes	14.233	252	304089	509.04	ug/L	73
89) Benzo(a)pyrene	14.683	252	116231	522.84	ug/L	95
90) Indeno(1,2,3-cd)pyrene	16.380	276	68433	418.57	ug/L	86
91) Dibenz(a,h)anthracene	16.434	278	85797	489.38	ug/L	90
92) Benzo(g,h,i)perylene	16.773	276	112614	519.14	ug/L	98

(#) = qualifier out of range (m) = manual integration (+) = signals summed

Data File : G:\DATA\040407_a\ak008775.D
Sample : 1000 ug/l 8270 ical std no 1281-42-6
Misc :
Acq On : 4 Apr 2007 18:06
InstName : sea040

Vial: 7

Operator: CLZ

DataAcq Meth:8270.M
Quant Method : G:\Methods\8270_040407.M
Quant Title : USEPA Method 8270 Calibration
QLast Update : Thu Apr 05 11:12:54 2007
Response via : Initial Calibration
Quant Results File: 8270_040407.RES

Internal Standards	R.T.	QIon	Response	Conc	Units	Dev (Min)
1) 1,4-Dichlorobenzene-d4...	5.965	152	184055	1000.00	ug/L	0.00
21) Naphthalene - d8 (I)	7.077	136	713915	1000.00	ug/L	0.00
37) Acenaphthene - d10 (I)	8.559	162	359759	1000.00	ug/L	0.00
61) Phenanthrene - d10 (I)	9.944	188	535020	1000.00	ug/L	0.00
78) Chrysene - d12 (I)	12.886	240	315876	1000.00	ug/l	0.00
84) Perylene - d12 (I)	14.774	264	181603	1000.00	ug/L	0.00

System Monitoring Compounds

4) 2 - Fluorophenol (S)	4.692	112	238357	1058.10	ug/L	0.00
7) Phenol - d5 (S)	5.633	99	284707	1055.42	ug/L	-0.01
22) Nitrobenzene - d5 (S)	6.457	82	221824	1027.58	ug/L	0.00
42) 2 - Fluorobiphenyl (S)	7.987	172	533124	1043.24	ug/L	0.00
64) 2,4,6 - Tribromophenol...	9.265	330	78128	1080.58	ug/L	0.00
77) p - Terphenyl - d14 (S)	11.683	244	338422	799.01	ug/L	-0.01

Target Compounds

						Qvalue
2) N-Nitrosodimethylamine	2.991	74	731011	5077.52	ug/L	100
3) Pyridine	2.970	79	1335413	5307.01	ug/L	100
5) Cyclohexanone	4.981	55	138093	886.24	ug/l	100
6) Aniline	5.676	93	344378	1002.07	ug/L	95
8) Phenol	5.644	94	305349	1017.31	ug/L	93
9) bis(2-Chloroethyl)ether	6.874	93	294672	1090.78	ug/L	100
10) 2-Chlorophenol	5.767	128	262694	1020.45	ug/L	86
11) Decane	5.826	57	249293	1099.18	ug/L	97
12) 1,3-Dichlorobenzene	5.911	146	305840	1027.92	ug/L	98
13) 1,4-Dichlorobenzene	5.981	146	311898	994.39	ug/L	100
14) Benzyl alcohol	6.099	79	174251	984.28	ug/L	94
15) 1,2-Dichlorobenzene	6.115	146	294915	1016.59	ug/L	99
16) 2-Methylphenol	6.189	108	232785	1052.35	ug/L	99
17) bis(2-chloroisopropyl)...	6.222	45	287355	1022.93	ug/L	97
18) 3-&4-Methylphenol	6.329	108	241251	1018.05	ug/L	97
19) n-Nitroso-di-n-propyla...	6.339	70	163075	1100.74	ug/L	100
20) Hexachloroethane	6.414	201	102845	991.47	ug/L	90
23) Nitrobenzene	6.478	77	244252	1029.55	ug/L	96
24) Isophorone	6.687	82	405478	1051.59	ug/L	97
25) 2-Nitrophenol	6.751	139	117849	931.83	ug/L	92
26) 2,4-Dimethylphenol	6.789	107	230428	1023.96	ug/L	93
27) bis(2-Chloroethoxy)met...	6.874	93	294672	1093.12	ug/L	97
28) Benzoic Acid	6.853	105	490503	4791.53	ug/L	82
29) 2,4-Dichlorophenol	6.949	162	201120	949.16	ug/L	99
30) 1,2,4-Trichlorobenzene	7.024	180	242093	1000.37	ug/L	99
31) Naphthalene	7.093	128	804644	1018.86	ug/L	98
32) 4-Chloroaniline	7.142	127	274644	942.66	ug/l	100
33) Hexachlorobutadiene	7.200	225	142824	984.40	ug/L	97
34) 4-Chloro-3-methylphenol	7.543	107	183952	982.30	ug/L	95
35) 2-Methylnaphthalene	7.676	141	407278	1002.69	ug/L	92
36) 1-Methylnaphthalene	7.762	141	439109	1003.52	ug/l	80
38) Hexachlorocyclopentadiene	7.810	237	124899	1159.35	ug/L	98
39) 2,3-Dichloroaniline	7.917	161	243541	1042.90	ug/L	98
40) 2,4,6-Trichlorophenol	7.912	196	137946	981.27	ug/L	54
41) 2,4,5-Trichlorophenol	7.939	196	144591	1015.03	ug/L	98
43) 2-Chloronaphthalene	8.088	162	459179	1001.88	ug/L	98
44) Biphenyl	8.072	154	602954	1046.52	ug/L	99

Data File : G:\DATA\040407_a\ak008775.D Vial: 7
 Sample : 1000 ug/l 8270 ical std no 1281-42-6
 Misc :
 Acq On : 4 Apr 2007 18:06 Operator: CLZ
 InstName : sea040

DataAcq Meth:8270.M
 Quant Method : G:\Methods\8270_040407.M
 Quant Title : USEPA Method 8270 Calibration
 QLast Update : Thu Apr 05 11:12:54 2007
 Response via : Initial Calibration
 Quant Results File: 8270_040407.RES

Internal Standards	R.T.	QIon	Response	Conc	Units	Dev(Min)
45) 2-Nitroaniline	8.174	138	108615	950.33	ug/L	98
46) Dimethylphthalate	8.329	163	474069	1019.64	ug/L	94
47) Acenaphthylene	8.436	152	726290	1109.73	ug/L	98
48) 2,6-Dinitrotoluene	8.377	165	102557	915.04	ug/L	94
49) 3-Nitroaniline	8.516	138	84077	867.88	ug/L	96
50) Acenaphthene	8.586	153	473338	1034.00	ug/L	98
51) 2,4-Dinitrophenol	8.607	184	174545	3485.22	ug/L #	57
52) 4-Nitrophenol	8.650	109	165552	3405.30	ug/L	89
53) Dibenzofuran	8.735	168	627657	964.54	ug/L	96
54) 2,4-Dinitrotoluene	8.719	165	119533	872.79	ug/L	96
55) 2,3,4,6-Tetrachlorophenol	8.805	232	110268	920.80	ug/L	96
56) 2,3,5,6-Tetrachlorophenol	8.842	232	117794	986.43	ug/l	84
57) Diethylphthalate	8.939	149	460277	1024.86	ug/L	96
58) Fluorene	9.046	166	474693	974.06	ug/L	97
59) 4-Chlorophenylphenylether	9.046	204	234975	976.64	ug/L	97
60) 4-Nitroaniline	9.051	108	40843	680.82	ug/L	98
62) 4,6-Dinitro-2-methylph...	9.081	198	293415	4628.09	ug/L	84
63) n-Nitrosodiphenylamine	9.153	169	370986	1097.37	ug/l	97
65) Azobenzene	9.190	77	413155	1247.77	ug/L	88
66) 4-Bromophenylphenylether	9.506	248	134909	1141.53	ug/L	94
67) Hexachlorobenzene	9.554	284	180861	1155.88	ug/L #	1
68) Pentachlorophenol	9.746	266	72397	1223.77	ug/L	91
69) Phenanthrene	9.966	178	615292	1025.13	ug/L	90
70) Anthracene	10.019	178	556620	1024.93	ug/L	98
71) Octadecane	9.843	57	235027	1320.31	ug/L	81
72) Carbazole	10.180	167	447896	1011.53	ug/L	88
73) Di-n-butylphthalate	10.565	149	720997	1289.90	ug/L	100
74) Fluoranthene	11.233	202	529245	959.05	ug/L	99
75) Pyrene	11.485	202	573430	947.88	ug/L	97
76) Benzidine	11.399	184	96848	2146.38	ug/L #	100
79) Butylbenzylphthalate	12.271	149	185015	1359.68	ug/L	99
80) Benzo(a)anthracene	12.875	228	342394	1024.38	ug/L	76
81) 3,3'-Dichlorobenzidine	12.865	252	168009	1354.35	ug/L	99
82) Chrysene	12.918	228	358249	1058.54	ug/L #	1
83) bis(2-Ethylhexyl)phtha...	12.972	149	256747	1366.54	ug/L	100
85) Di-n-octylphthalate	13.758	149	233281	1782.22	ug/L	100
86) Benzo(b)fluoranthene	14.207	252	248138	1258.78	ug/l	99
87) Benzo(k)fluoranthene	14.245	252	255076	1187.56	ug/l	100
88) Benzofluoranthenes	14.232	252	521773	1104.53	ug/L	78
89) Benzo(a)pyrene	14.688	252	190254	1148.81	ug/L	98
90) Indeno(1,2,3-cd)pyrene	16.381	276	103714	787.12	ug/L	97
91) Dibenz(a,h)anthracene	16.436	278	124579	816.88	ug/L	99
92) Benzo(g,h,i)perylene	16.774	276	168398	973.09	ug/L	99

(#) = qualifier out of range (m) = manual integration (+) = signals summed

Data File : G:\DATA\040407_a\ak008776.D
 Sample : 1500 ug/l 8270 ical std no 1281-42-7
 Misc :
 Acq On : 4 Apr 2007 18:33
 InstName : sea040

Vial: 8

Operator: CLZ

DataAcq Meth:8270.M
 Quant Method : G:\Methods\8270_040407.M
 Quant Title : USEPA Method 8270 Calibration
 QLast Update : Thu Apr 05 11:20:41 2007
 Response via : Initial Calibration
 Quant Results File: 8270_040407.RES

Internal Standards	R.T.	QIon	Response	Conc	Units	Dev(Min)
45) 2-Nitroaniline	8.174	138	173562	1550.96	ug/L	95
46) Dimethylphthalate	8.329	163	706707	1514.91	ug/L	95
47) Acenaphthylene	8.436	152	1095595	1592.07	ug/L	99
48) 2,6-Dinitrotoluene	8.377	165	159810	1423.46	ug/L	91
49) 3-Nitroaniline	8.516	138	127659	1513.15	ug/L	94
50) Acenaphthene	8.586	153	700376	1509.54	ug/L	99
51) 2,4-Dinitrophenol	8.607	184	287315	5950.42	ug/L	80
52) 4-Nitrophenol	8.650	109	247889	5798.27	ug/L	89
53) Dibenzofuran	8.735	168	921442	1459.17	ug/L	98
54) 2,4-Dinitrotoluene	8.719	165	184429	1381.28	ug/L	95
55) 2,3,4,6-Tetrachlorophenol	8.800	232	173575	1436.57	ug/L	90
56) 2,3,5,6-Tetrachlorophenol	8.837	232	179533	1468.51	ug/l	73
57) Diethylphthalate	8.939	149	690344	1515.81	ug/L	96
58) Fluorene	9.046	166	712023	1517.93	ug/L	97
59) 4-Chlorophenylphenylether	9.046	204	348388	1499.49	ug/L	95
60) 4-Nitroaniline	9.051	108	59334	1190.15	ug/L	94
62) 4,6-Dinitro-2-methylph...	9.081	198	474150	7092.36	ug/L	91
63) n-Nitrosodiphenylamine	9.153	169	557717	1633.12	ug/l	99
65) Azobenzene	9.190	77	615749	1666.03	ug/L	88
66) 4-Bromophenylphenylether	9.506	248	202653	1609.82	ug/L	96
67) Hexachlorobenzene	9.554	284	269176	1571.66	ug/L #	1
68) Pentachlorophenol	9.746	266	117357	1833.10	ug/L	87
69) Phenanthrene	9.966	178	916725	1539.14	ug/L	90
70) Anthracene	10.019	178	841847	1568.69	ug/L	98
71) Octadecane	9.837	57	356504	1712.36	ug/L	83
72) Carbazole	10.180	167	667510	1605.10	ug/L	88
73) Di-n-butylphthalate	10.565	149	1089576	1513.67	ug/L	99
74) Fluoranthene	11.233	202	796741	1463.95	ug/L	99
75) Pyrene	11.485	202	854964	1471.12	ug/L	96
76) Benzidine	11.399	184	101834	3282.92	ug/L #	100
79) Butylbenzylphthalate	12.271	149	291929	2024.57	ug/L	99
80) Benzo(a)anthracene	12.875	228	512964	1530.12	ug/L	77
81) 3,3'-Dichlorobenzidine	12.865	252	247033	2178.52	ug/L	99
82) Chrysene	12.918	228	526579	1587.15	ug/L #	1
83) bis(2-Ethylhexyl)phtha...	12.972	149	418188	2094.97	ug/L	99
85) Di-n-octylphthalate	13.758	149	399446	2572.82	ug/L	98
86) Benzo(b)fluoranthene	14.207	252	394831	1775.50	ug/l	99
87) Benzo(k)fluoranthene	14.245	252	389925	1659.79	ug/l	100
88) Benzofluoranthenes	14.231	252	809807	1661.41	ug/L	82
89) Benzo(a)pyrene	14.683	252	303420	1666.48	ug/L	94
90) Indeno(1,2,3-cd)pyrene	16.381	276	185192	1402.72	ug/L	85
91) Dibenz(a,h)anthracene	16.434	278	229826	1626.42	ug/L	98
92) Benzo(g,h,i)perylene	16.773	276	290823	1643.69	ug/L	97

(#) = qualifier out of range (m) = manual integration (+) = signals summed

Data File : G:\DATA\040407_a\ak008777.D Vial: 9
 Sample : 2000 ug/l 8270 ical std no 1281-42-8
 Misc :
 Acq On : 4 Apr 2007 19:00 Operator: CLZ
 InstName : sea040

DataAcq Meth:8270.M
 Quant Method : G:\Methods\8270_040407.M
 Quant Title : USEPA Method 8270 Calibration
 QLast Update : Thu Apr 05 11:30:34 2007
 Response via : Initial Calibration
 Quant Results File: 8270_040407.RES

Internal Standards	R.T.	QIon	Response	Conc	Units	Dev(Min)
45) 2-Nitroaniline	8.174	138	262801	2295.61	ug/L	98
46) Dimethylphthalate	8.329	163	972157	1996.01	ug/L	93
47) Acenaphthylene	8.436	152	1510068	2060.87	ug/L	98
48) 2,6-Dinitrotoluene	8.377	165	225533	1918.31	ug/L	95
49) 3-Nitroaniline	8.516	138	167814	2131.66	ug/L	95
50) Acenaphthene	8.585	153	960251	1987.87	ug/L	98
51) 2,4-Dinitrophenol	8.607	184	493267	10607.33	ug/L	86
52) 4-Nitrophenol	8.650	109	382363	10205.66	ug/L	87
53) Dibenzofuran	8.741	168	1283776	2002.86	ug/L	95
54) 2,4-Dinitrotoluene	8.719	165	271163	2029.59	ug/L	95
55) 2,3,4,6-Tetrachlorophenol	8.799	232	250964	1909.48	ug/L	91
56) 2,3,5,6-Tetrachlorophenol	8.842	232	254450	2016.00	ug/l	83
57) Diethylphthalate	8.944	149	939760	1907.14	ug/L	95
58) Fluorene	9.045	166	986543	2056.76	ug/L	97
59) 4-Chlorophenylphenylether	9.045	204	478028	2011.87	ug/L	95
60) 4-Nitroaniline	9.056	108	82031	1947.59	ug/L	95
62) 4,6-Dinitro-2-methylph...	9.082	198	737689	10431.76	ug/L	89
63) n-Nitrosodiphenylamine	9.152	169	785719	2014.90	ug/l	99
65) Azobenzene	9.190	77	858347	2041.09	ug/L	88
66) 4-Bromophenylphenylether	9.505	248	286577	2057.19	ug/L	95
67) Hexachlorobenzene	9.554	284	376277	1983.80	ug/L #	1
68) Pentachlorophenol	9.746	266	180011	2378.00	ug/L	91
69) Phenanthrene	9.965	178	1314194	2054.69	ug/L	90
70) Anthracene	10.019	178	1247978	2185.89	ug/L	98
71) Octadecane	9.842	57	490761	2058.87	ug/L	81
72) Carbazole	10.179	167	874216	2018.99	ug/L	88
73) Di-n-butylphthalate	10.564	149	1532222	1920.67	ug/L	99
74) Fluoranthene	11.233	202	1224976	2186.91	ug/L	99
75) Pyrene	11.484	202	1311638	2206.01	ug/L	95
76) Benzidine	11.399	184	106317	10609.81	ug/L #	98
79) Butylbenzylphthalate	12.271	149	463639	1820.16	ug/L	98
80) Benzo(a)anthracene	12.875	228	908717	2051.61	ug/L	78
81) 3,3'-Dichlorobenzidine	12.864	252	430204	2616.96	ug/L	99
82) Chrysene	12.918	228	916994	2056.04	ug/L #	1
83) bis(2-Ethylhexyl)phtha...	12.971	149	662131	1841.77	ug/L	100
85) Di-n-octylphthalate	13.758	149	722007	2003.03	ug/L	100
86) Benzo(b)fluoranthene	14.207	252	735821	2222.35	ug/l	99
87) Benzo(k)fluoranthene	14.244	252	747474	2178.74	ug/l	99
88) Benzofluoranthenes	14.231	252	1522177	3896.97	ug/L	87
89) Benzo(a)pyrene	14.683	252	601547	2288.16	ug/L	94
90) Indeno(1,2,3-cd)pyrene	16.381	276	403305	2353.21	ug/L	84
91) Dibenz(a,h)anthracene	16.432	278	483846	2548.48	ug/L	99
92) Benzo(g,h,i)perylene	16.772	276	564066	2269.39	ug/L	95

(#) = qualifier out of range (m) = manual integration (+) = signals summed

Data File : G:\DATA\040407_a\ak008778.D
 Sample : 2500 ug/l 8270 ical std no 1281-42-9
 Misc :
 Acq On : 4 Apr 2007 19:27
 InstName : sea040

Vial: 10

Operator: CLZ

DataAcq Meth:8270.M
 Quant Method : G:\Methods\8270_040407.M
 Quant Title : USEPA Method 8270 Calibration
 QLast Update : Thu Apr 05 11:22:15 2007
 Response via : Initial Calibration
 Quant Results File: 8270_040407.RES

Internal Standards	R.T.	Qion	Response	Conc	Units	Dev(Min)
45) 2-Nitroaniline	8.174	138	336245	3167.73	ug/L	94
46) Dimethylphthalate	8.329	163	1190392	2555.32	ug/L	94
47) Acenaphthylene	8.441	152	1851494	2661.34	ug/L	99
48) 2,6-Dinitrotoluene	8.377	165	282494	2557.16	ug/L	94
49) 3-Nitroaniline	8.516	138	192278	2466.01	ug/L	92
50) Acenaphthene	8.586	153	1177345	2537.79	ug/L	98
51) 2,4-Dinitrophenol	8.607	184	619794	11553.04	ug/L	85
52) 4-Nitrophenol	8.650	109	473503	10586.96	ug/L	88
53) Dibenzofuran	8.741	168	1564396	2526.64	ug/L	95
54) 2,4-Dinitrotoluene	8.719	165	337782	2390.01	ug/L	94
55) 2,3,4,6-Tetrachlorophenol	8.800	232	308872	2576.86	ug/L	91
56) 2,3,5,6-Tetrachlorophenol	8.842	232	310126	2486.85	ug/l	84
57) Diethylphthalate	8.944	149	1157624	2554.30	ug/L	95
58) Fluorene	9.046	166	1208727	2619.16	ug/L	98
59) 4-Chlorophenylphenylether	9.046	204	584399	2554.35	ug/L	94
60) 4-Nitroaniline	9.056	108	102630	2191.58	ug/L	98
62) 4,6-Dinitro-2-methylph...	9.082	198	913872	11676.00	ug/L	92
63) n-Nitrosodiphenylamine	9.153	169	956725	2545.69	ug/l	100
65) Azobenzene	9.190	77	1046801	2549.29	ug/L	88
66) 4-Bromophenylphenylether	9.506	248	349339	2552.98	ug/L	96
67) Hexachlorobenzene	9.554	284	462245	2467.18	ug/L #	1
68) Pentachlorophenol	9.741	266	226713	3262.55	ug/L	88
69) Phenanthrene	9.966	178	1608129	2536.28	ug/L	90
70) Anthracene	10.019	178	1515926	2684.22	ug/L	99
71) Octadecane	9.837	57	594582	2557.36	ug/L	81
72) Carbazole	10.180	167	954054	2166.03	ug/L	87
73) Di-n-butylphthalate	10.565	149	1905819	2422.17	ug/L	100
74) Fluoranthene	11.233	202	1523330	2725.66	ug/L	98
75) Pyrene	11.485	202	1636551	2754.04	ug/L	97
76) Benzidine	11.399	184	124465	5334.47	ug/L #	100
79) Butylbenzylphthalate	12.271	149	590103	2638.96	ug/L	98
80) Benzo(a)anthracene	12.875	228	1177525	2602.12	ug/L	79
81) 3,3'-Dichlorobenzidine	12.865	252	571016	4143.31	ug/L	99
82) Chrysene	12.918	228	1169344	2562.93	ug/L #	1
83) bis(2-Ethylhexyl)phtha...	12.972	149	838562	2651.88	ug/L	99
85) Di-n-octylphthalate	13.758	149	974956	3362.51	ug/L	100
86) Benzo(b)fluoranthene	14.207	252	984393	2852.31	ug/l	100
87) Benzo(k)fluoranthene	14.245	252	1015905	2819.42	ug/l	100
88) Benzofluoranthenes	14.231	252	2040064	2612.00	ug/L	89
89) Benzo(a)pyrene	14.683	252	834043	3042.84	ug/L	96
90) Indeno(1,2,3-cd)pyrene	16.381	276	600382	3315.53	ug/L	89
91) Dibenz(a,h)anthracene	16.432	278	715079	3627.86	ug/L	98
92) Benzo(g,h,i)perylene	16.771	276	809927	3112.23	ug/L	97

(#) = qualifier out of range (m) = manual integration (+) = signals summed

Data File : G:\DATA\040407_a\ak008779.D Vial: 11
 Sample : 5000 ug/l 8270 ical std no 1281-42-10
 Misc :
 Acq On : 4 Apr 2007 19:54 Operator: CLZ
 InstName : sea040

DataAcq Meth: 8270.M
 Quant Method : G:\Methods\8270_040407.M
 Quant Title : USEPA Method 8270 Calibration
 QLast Update : Thu Apr 05 11:33:48 2007
 Response via : Initial Calibration
 Quant Results File: 8270_040407.RES

Internal Standards	R.T.	QIon	Response	Conc	Units	Dev(Min)
45) 2-Nitroaniline	8.174	138	796195	6876.40	ug/L	99
46) Dimethylphthalate	8.334	163	2657252	5394.23	ug/L	95
47) Acenaphthylene	8.441	152	4115929	5553.84	ug/L	99
48) 2,6-Dinitrotoluene	8.382	165	645207	5302.50	ug/L	83
49) 3-Nitroaniline	8.521	138	438980	5513.23	ug/L	87
50) Acenaphthene	8.591	153	2579626	5279.97	ug/L	95
51) 2,4-Dinitrophenol	8.612	184	1608809	24816.41	ug/L	92
52) 4-Nitrophenol	8.655	109	1144917	24983.34	ug/L	90
53) Dibenzofuran	8.741	168	3459197	5335.89	ug/L	96
54) 2,4-Dinitrotoluene	8.725	165	792330	4988.85	ug/L	84
55) 2,3,4,6-Tetrachlorophenol	8.805	232	740311	5438.40	ug/L	97
56) 2,3,5,6-Tetrachlorophenol	8.842	232	702927	5002.51	ug/l	81
57) Diethylphthalate	8.944	149	2625566	5282.03	ug/L	97
58) Fluorene	9.046	166	2666939	5497.34	ug/L	98
59) 4-Chlorophenylphenylether	9.046	204	1290886	5371.62	ug/L	98
60) 4-Nitroaniline	9.067	108	236699	5030.90	ug/L	97
62) 4,6-Dinitro-2-methylph...	9.083	198	2317254	24917.66	ug/L	90
63) n-Nitrosodiphenylamine	9.153	169	2115131	5043.76	ug/l	99
65) Azobenzene	9.190	77	2316330	5132.67	ug/L	89
66) 4-Bromophenylphenylether	9.506	248	785911	5257.15	ug/L	94
67) Hexachlorobenzene	9.554	284	1006624	4945.39	ug/L #	1
68) Pentachlorophenol	9.746	266	548029	6746.23	ug/L	91
69) Phenanthrene	9.966	178	3646342	5312.36	ug/L	91
70) Anthracene	10.019	178	3468626	5661.39	ug/L	98
71) Octadecane	9.837	57	1327350	5189.06	ug/L	82
72) Carbazole	10.180	167	2051870	4415.79	ug/L	87
73) Di-n-butylphthalate	10.565	149	4349881	5081.04	ug/L	100
74) Fluoranthene	11.233	202	3402386	5660.19	ug/L	97
75) Pyrene	11.490	202	3613444	5663.17	ug/L	98
76) Benzidine	11.399	184	232746	23951.09	ug/L	98
79) Butylbenzylphthalate	12.271	149	1411309	5566.11	ug/L	98
80) Benzo(a)anthracene	12.881	228	2398848	5569.57	ug/L	75
81) 3,3'-Dichlorobenzidine	12.865	252	1148429	7306.87	ug/L	99
82) Chrysene	12.918	228	2308487	5322.86	ug/L #	1
83) bis(2-Ethylhexyl)phtha...	12.972	149	1982968	5532.26	ug/L	99
85) Di-n-octylphthalate	13.758	149	1377208	3376.20	ug/L	99
86) Benzo(b)fluoranthene	14.207	252	1933467	6210.69	ug/l	98
87) Benzo(k)fluoranthene	14.250	252	1973132	6116.86	ug/l	100
88) Benzofluoranthenes	14.231	252	3956618	10724.67	ug/L	81
89) Benzo(a)pyrene	14.688	252	1616338	6539.01	ug/L	97
90) Indeno(1,2,3-cd)pyrene	16.382	276	1148897	7129.72	ug/L	89
91) Dibenz(a,h)anthracene	16.431	278	1324103	7417.53	ug/L	99
92) Benzo(g,h,i)perylene	16.773	276	1479725	6331.74	ug/L	96

(#) = qualifier out of range (m) = manual integration (+) = signals summed

Data File : G:\DATA\040407_a\ak008780.D
Sample : 1000 ug/l 8270 ocs std no 1281-43-1
Misc :
Acq On : 4 Apr 2007 20:23
InstName : sea040

Vial: 12

Operator: CLZ

DataAcq Meth:8270.M
Quant Method : G:\Methods\8270_040407.M
Quant Title : USEPA Method 8270 Calibration
QLast Update : Fri Apr 06 08:17:36 2007
Response via : Initial Calibration
Quant Results File: 8270_040407.RES

Internal Standards	R.T.	QIon	Response	Conc	Units	Dev(Min)
1) 1,4-Dichlorobenzene-d4...	5.927	152	165706	1000.00	ug/L	0.00
21) Naphthalene - d8 (I)	7.045	136	633006	1000.00	ug/L	0.00
37) Acenaphthene - d10 (I)	8.516	162	329255	1000.00	ug/L	0.00
61) Phenanthrene - d10 (I)	9.896	188	568020	1000.00	ug/L	0.00
78) Chrysene - d12 (I)	12.832	240	533733	1000.00	ug/l	0.00
84) Perylene - d12 (I)	14.688	264	318190	1000.00	ug/L	0.00

System Monitoring Compounds

4) 2 - Fluorophenol (S)	0.000	112	0	0.00	ug/L	
7) Phenol - d5 (S)	0.000	99	0	0.00	ug/L	
22) Nitrobenzene - d5 (S)	6.430	82	10500	53.05	ug/L	0.01
42) 2 - Fluorobiphenyl (S)	0.000	172	0	0.00	ug/L	
64) 2,4,6 - Tribromophenol...	0.000	330	0	0.00	ug/L	
77) p - Terphenyl - d14 (S)	0.000	244	0	0.00	ug/L	

Target Compounds

						Qvalue
2) N-Nitrosodimethylamine	2.964	74	99767	883.33	ug/L	97
3) Pyridine	2.959	79	199218	930.65	ug/L	93
5) Cyclohexanone	4.943	55	145494	1199.87	ug/l	96
6) Aniline	5.644	93	313161	996.64	ug/L	96
8) Phenol	5.612	94	270010	1011.27	ug/L	92
9) bis(2-Chloroethyl)ether	6.842	93	259590	990.89	ug/L	96
10) 2-Chlorophenol	5.735	128	256727	1089.22	ug/L	86
11) Decane	5.788	57	200531	886.78	ug/L	99
12) 1,3-Dichlorobenzene	5.874	146	294422	1050.92	ug/L	96
13) 1,4-Dichlorobenzene	5.943	146	297532	1042.72	ug/L	100
14) Benzyl alcohol	6.066	79	156767	1003.95	ug/L	97
15) 1,2-Dichlorobenzene	6.077	146	275558	1034.18	ug/L	99
16) 2-Methylphenol	6.163	108	226700	1081.43	ug/L	97
17) bis(2-chloroisopropyl)...	6.189	45	240202	901.78	ug/L	96
18) 3-&4-Methylphenol	6.296	108	464670	2108.21	ug/L	97
19) n-Nitroso-di-n-propyla...	6.307	70	131759	916.15	ug/L	99
20) Hexachloroethane	6.377	201	96281	1027.96	ug/L	93
23) Nitrobenzene	6.446	77	203933	934.79	ug/L	96
24) Isophorone	6.655	82	365111	983.22	ug/L	97
25) 2-Nitrophenol	6.719	139	115459	1082.26	ug/L	92
26) 2,4-Dimethylphenol	6.756	107	218835	1055.61	ug/L	89
27) bis(2-Chloroethoxy)met...	6.842	93	259590	998.06	ug/L	95
28) Benzoic Acid	6.799	105	91872	1546.48	ug/L #	56
29) 2,4-Dichlorophenol	6.917	162	203057	1113.79	ug/L	98
30) 1,2,4-Trichlorobenzene	6.992	180	229833	1044.86	ug/L	99
31) Naphthalene	7.061	128	752475	1045.48	ug/L	99
32) 4-Chloroaniline	7.109	127	266200	1117.41	ug/l	98
33) Hexachlorobutadiene	7.163	225	135422	1060.32	ug/L	98
34) 4-Chloro-3-methylphenol	7.511	107	174929	1077.28	ug/L	94
35) 2-Methylnaphthalene	7.644	141	401230	1109.52	ug/L	99
36) 1-Methylnaphthalene	7.730	141	436460	1129.73	ug/l	98
38) Hexachlorocyclopentadiene	7.773	237	82694	763.00	ug/L	100
39) 2,3-Dichloroaniline	7.880	161	215834	961.92	ug/L	99
40) 2,4,6-Trichlorophenol	7.880	196	140180	1107.67	ug/L	71
41) 2,4,5-Trichlorophenol	7.901	196	154771	1157.05	ug/L	98
43) 2-Chloronaphthalene	8.051	162	458655	1086.59	ug/L	98
44) Biphenyl	8.035	154	553137	1006.01	ug/L	98

Data File : G:\DATA\040407_a\ak008780.D Vial: 12
 Sample : 1000 ug/l 8270 ocs std no 1281-43-1
 Misc :
 Acq On : 4 Apr 2007 20:23 Operator: CLZ
 InstName : sea040

DataAcq Meth:8270.M
 Quant Method : G:\Methods\8270_040407.M
 Quant Title : USEPA Method 8270 Calibration
 QLast Update : Fri Apr 06 08:17:36 2007
 Response via : Initial Calibration
 Quant Results File: 8270_040407.RES

Internal Standards	R.T.	QIon	Response	Conc	Units	Dev(Min)
45) 2-Nitroaniline	8.136	138	110783	1077.87	ug/L	97
46) Dimethylphthalate	8.286	163	439860	1005.91	ug/L	100
47) Acenaphthylene	8.398	152	642173	976.18	ug/L	100
48) 2,6-Dinitrotoluene	8.340	165	80071	799.42	ug/L	94
49) 3-Nitroaniline	8.479	138	91869	1299.81	ug/L	88
50) Acenaphthene	8.548	153	446436	1029.40	ug/L	98
51) 2,4-Dinitrophenol	8.570	184	18981	1037.77	ug/L #	56
52) 4-Nitrophenol	8.612	109	37239	1427.50	ug/L	85
53) Dibenzofuran	8.698	168	623401	1083.30	ug/L	95
54) 2,4-Dinitrotoluene	8.682	165	106123	964.84	ug/L	97
55) 2,3,4,6-Tetrachlorophenol	8.762	232	105056	926.73	ug/L	96
56) 2,3,5,6-Tetrachlorophenol	8.800	232	85014	797.99	ug/l	82
57) Diethylphthalate	8.896	149	425543	957.99	ug/L	95
58) Fluorene	9.003	166	468877	1088.80	ug/L	97
59) 4-Chlorophenylphenylether	9.003	204	232239	1088.69	ug/L	99
60) 4-Nitroaniline	9.014	108	50573	1365.57	ug/L	96
62) 4,6-Dinitro-2-methylph...	9.040	198	45975	1126.07	ug/L	97
63) n-Nitrosodiphenylamine	9.110	169	308552	782.49	ug/l	99
65) Azobenzene	9.147	77	390599	913.46	ug/L	86
66) 4-Bromophenylphenylether	9.457	248	140532	992.13	ug/L	92
67) Hexachlorobenzene	9.506	284	189343	981.74	ug/L #	1
68) Pentachlorophenol	9.698	266	72704	944.56	ug/L	97
69) Phenanthrene	9.917	178	685150	1053.49	ug/L	91
70) Anthracene	9.971	178	625701	1077.83	ug/L	99
71) Octadecane	9.789	57	198677	819.72	ug/L	81
72) Carbazole	10.137	167	578590	1314.15	ug/L	86
73) Di-n-butylphthalate	10.517	149	677103	834.73	ug/L	99
74) Fluoranthene	11.180	202	654339	1148.86	ug/L	98
75) Pyrene	11.431	202	747626	1236.63	ug/L	96
76) Benzidine	11.351	184	159593	16089.84	ug/L #	99
79) Butylbenzylphthalate	12.217	149	211692	663.99	ug/L	91
80) Benzo(a)anthracene	12.822	228	595758	1008.89	ug/L	98
81) 3,3'-Dichlorobenzidine	12.811	252	162386	690.55	ug/L	99
82) Chrysene	12.865	228	640987	1078.01	ug/L	97
83) bis(2-Ethylhexyl)phtha...	12.913	149	296749	663.84	ug/L	97
85) Di-n-octylphthalate	13.688	149	304916	819.82	ug/L	100
86) Benzo(b)fluoranthene	14.132	252	513311	1236.39	ug/l	98
87) Benzo(k)fluoranthene	14.170	252	351120	816.21	ug/l	99
88) Benzofluoranthenes	14.160	252	1153489	2366.01	ug/L	82
89) Benzo(a)pyrene	14.603	252	360054	1092.24	ug/L	99
90) Indeno(1,2,3-cd)pyrene	16.298	276	229156	1066.34	ug/L	83
91) Dibenz(a,h)anthracene	16.338	278	200671	842.93	ug/L	96
92) Benzo(g,h,i)perylene	16.675	276	364954	1170.99	ug/L	96


(#) = qualifier out of range (m) = manual integration (+) = signals summed

Data File : G:\DATA\040407_a\ak008780.D
Sample : 1000 ug/l 8270 ocs std no 1281-43-1
Misc :
Acq On : 4 Apr 2007 20:23
InstName : sea040

Vial: 12

Operator: CLZ

DataAcq Meth:8270.M
Quant Method : G:\Methods\8270_040407.M
Quant Title : USEPA Method 8270 Calibration
QLast Update : Fri Apr 06 08:17:36 2007
Response via : Initial Calibration
Quant Results File: 8270_040407.RES



Evaluate Continuing Calibration Report

Data File : G:\DATA\040407_a\ak008780.D
Sample : 1000 ug/l 8270 ocs std no 1281-43-1
Misc :
Acq On : 4 Apr 2007 20:23
InstName : sea040

Vial: 12

Operator: CLZ

DataAcq Meth:8270.M
Quant Method : G:\Methods\8270_040407.M
Quant Title : USEPA Method 8270 Calibration
QLast Update : Fri Apr 06 08:17:36 2007
Response via : Initial Calibration
Quant Results File: 8270_040407.RES

Min. RRF : 0.000 Min. Rel. Area : 50% Max. R.T. Dev 0.50min
Max. RRF Dev : 20% Max. Rel. Area : 200%

Table with columns: Compound, Amount, Calc., %Dev, Area, % Dev(min). Lists 47 chemical compounds and their corresponding values.

Data File : G:\DATA\040407_a\ak008780.D
 Sample : 1000 ug/l 8270 ocs std no 1281-43-1
 Misc :
 Acq On : 4 Apr 2007 20:23
 InstName : sea040

Vial: 12

Operator: CLZ

DataAcq Meth:8270.M
 Quant Method : G:\Methods\8270_040407.M
 Quant Title : USEPA Method 8270 Calibration
 QLast Update : Fri Apr 06 08:17:36 2007
 Response via : Initial Calibration
 Quant Results File: 8270_040407.RES

Min. RRF : 0.000 Min. Rel. Area : 50% Max. R.T. Dev 0.50min
 Max. RRF Dev : 20% Max. Rel. Area : 200%

	Compound	Amount	Calc.	%Dev	Area%	Dev(min)
48 T	2,6-Dinitrotoluene	1000.000	799.420	20.1#	78	0.00
49 T	3-Nitroaniline	1000.000	1299.812	-30.0#	109	0.00
50 TC	Acenaphthene	1000.000	1029.399	-2.9	94	0.00
51 TP	2,4-Dinitrophenol	5000.000	1037.773	79.2#	11	0.00
52 TP	4-Nitrophenol	5000.000	1427.503	71.4#	22	0.00
53 T	Dibenzofuran	1000.000	1083.302	-8.3	99	0.00
54 T	2,4-Dinitrotoluene	1000.000	964.837	3.5	89	0.00
55 T	2,3,4,6-Tetrachlorophenol	1000.000	926.731	7.3	95	0.00
56 T	2,3,5,6-Tetrachlorophenol	1000.000	797.990	20.2#	72	0.00
57 T	Diethylphthalate	1000.000	957.995	4.2	92	0.00
58 T	Fluorene	1000.000	1088.801	-8.9	99	0.00
59 T	4-Chlorophenylphenylether	1000.000	1088.686	-8.9	99	0.00
60 T	4-Nitroaniline	1000.000	1365.567	-36.6#	124	0.00
61 I	Phenanthrene - d10 (I)	1000.000	1000.000	0.0	106	0.00
62 T	4,6-Dinitro-2-methylphenol	5000.000	1126.067	77.5#	16	0.02
63 T	n-Nitrosodiphenylamine	1000.000	782.487	21.8#	83	0.02
64 S	2,4,6 - Tribromophenol (S)	1000.000	0.000	100.0#	0	-9.22#
65 T	Azobenzene	1000.000	913.461	8.7	95	0.00
66 T	4-Bromophenylphenylether	1000.000	992.129	0.8	104	0.00
67 T	Hexachlorobenzene	1000.000	981.745	1.8	105	-0.01
68 TC	Pentachlorophenol	1000.000	944.565	5.5	100	0.00
69 T	Phenanthrene	1000.000	1053.493	-5.3	111	0.00
70 T	Anthracene	1000.000	1077.826	-7.8	112	0.00
71 T	Octadecane	1000.000	819.723	18.0	85	0.00
72 T	Carbazole	1000.000	1314.151	-31.4#	129	0.00
73 T	Di-n-butylphthalate	1000.000	834.730	16.5	94	0.00
74 TC	Fluoranthene	1000.000	1148.858	-14.9	124	0.00
75 T	Pyrene	1000.000	1236.626	-23.7#	130	0.00
76 T	Benzidine	5000.000	16089.836	-221.8#	165	0.00
77 S	p - Terphenyl - d14 (S)	1000.000	0.000	100.0#	0	-11.64#
78 I	Chrysene - d12 (I)	1000.000	1000.000	0.0	169	0.00
79 T	Butylbenzylphthalate	1000.000	663.992	33.6#	114	0.00
80 T	Benzo(a)anthracene	1000.000	1008.892	-0.9	174	0.00
81 T	3,3'-Dichlorobenzidine	1000.000	690.549	30.9#	97	-0.06
82 T	Chrysene	1000.000	1078.010	-7.8	179	0.00
83 T	bis(2-Ethylhexyl)phthalate	1000.000	663.843	33.6#	116	-0.07
84 I	Perylene - d12 (I)	1000.000	1000.000	0.0	175	0.00
85 TC	Di-n-octylphthalate	1000.000	819.820	18.0	131	0.01
86 T	Benzo(b)fluoranthene	1000.000	1236.389	-23.6#	207	0.00
87 T	Benzo(k)fluoranthene	1000.000	816.205	18.4	138	0.00
88 T	Benzofluoranthenes	2000.000	2366.015	-18.3	221	-0.04
89 TC	Benzo(a)pyrene	1000.000	1092.242	-9.2	189	0.00
90 T	Indeno(1,2,3-cd)pyrene	1000.000	1066.335	-6.6	221	0.00
91 T	Dibenz(a,h)anthracene	1000.000	842.934	15.7	161	0.00
92 T	Benzo(g,h,i)perylene	1000.000	1170.986	-17.1	217	0.00

Evaluate Continuing Calibration Report

Data File : G:\DATA\040407 a\ak008780.D Vial: 12
Sample : 1000 ug/l 8270 ocs std no 1281-43-1
Misc :
Acq On : 4 Apr 2007 20:23 Operator: CLZ
InstName : sea040

DataAcq Meth:8270.M
Quant Method : G:\Methods\8270_040407.M
Quant Title : USEPA Method 8270 Calibration
QLast Update : Fri Apr 06 08:17:36 2007
Response via : Initial Calibration
Quant Results File: 8270_040407.RES

Min. RRF : 0.000 Min. Rel. Area : 50% Max. R.T. Dev 0.50min
Max. RRF Dev : 20% Max. Rel. Area : 200%

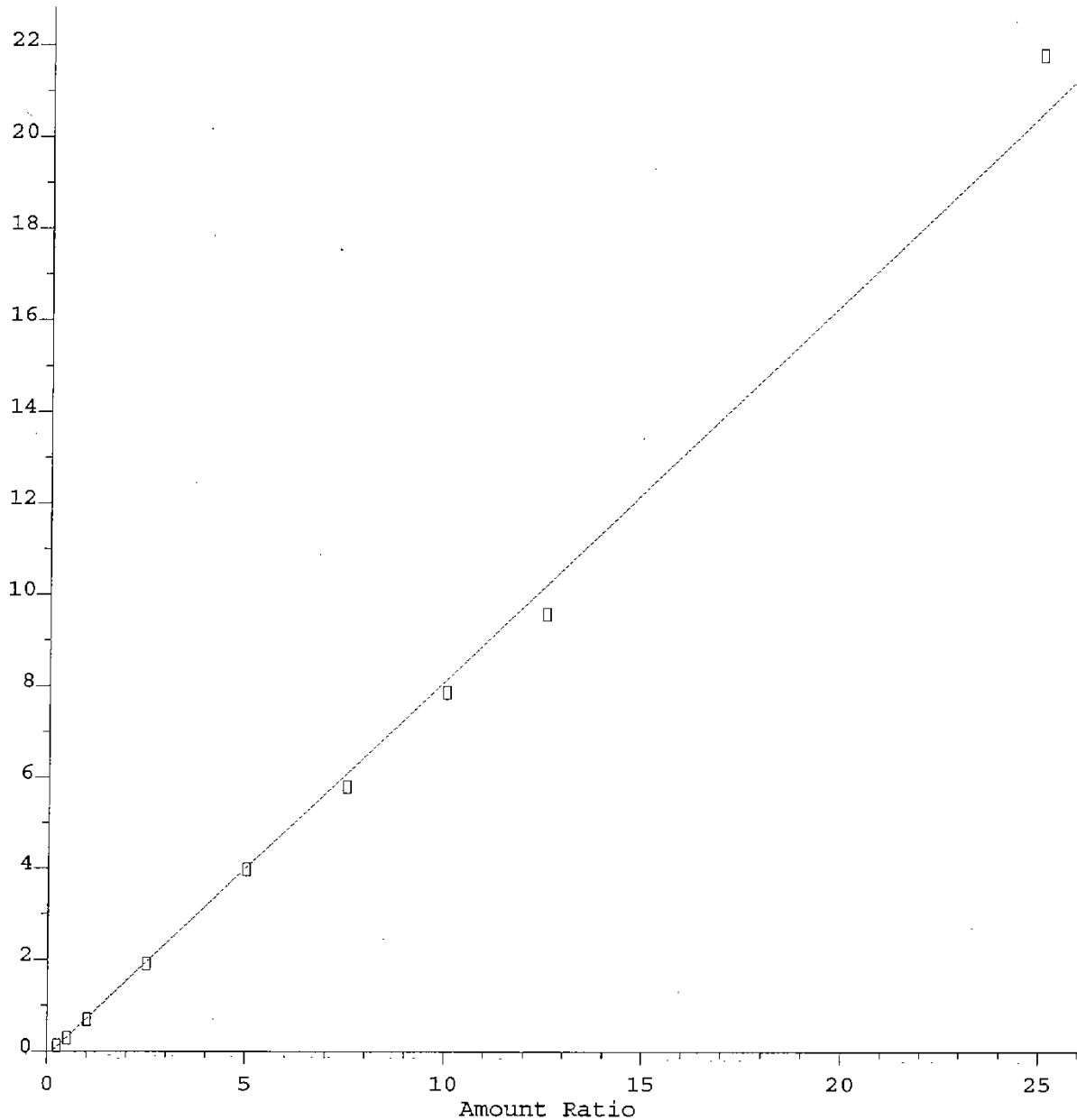
Compound	Amount	Calc.	%Dev	Area%	Dev(min)
----------	--------	-------	------	-------	----------

(#) = Out of Range

SPCC's out = 0 CCC's out = 0

N-Nitrosodimethylamine

Response Ratio

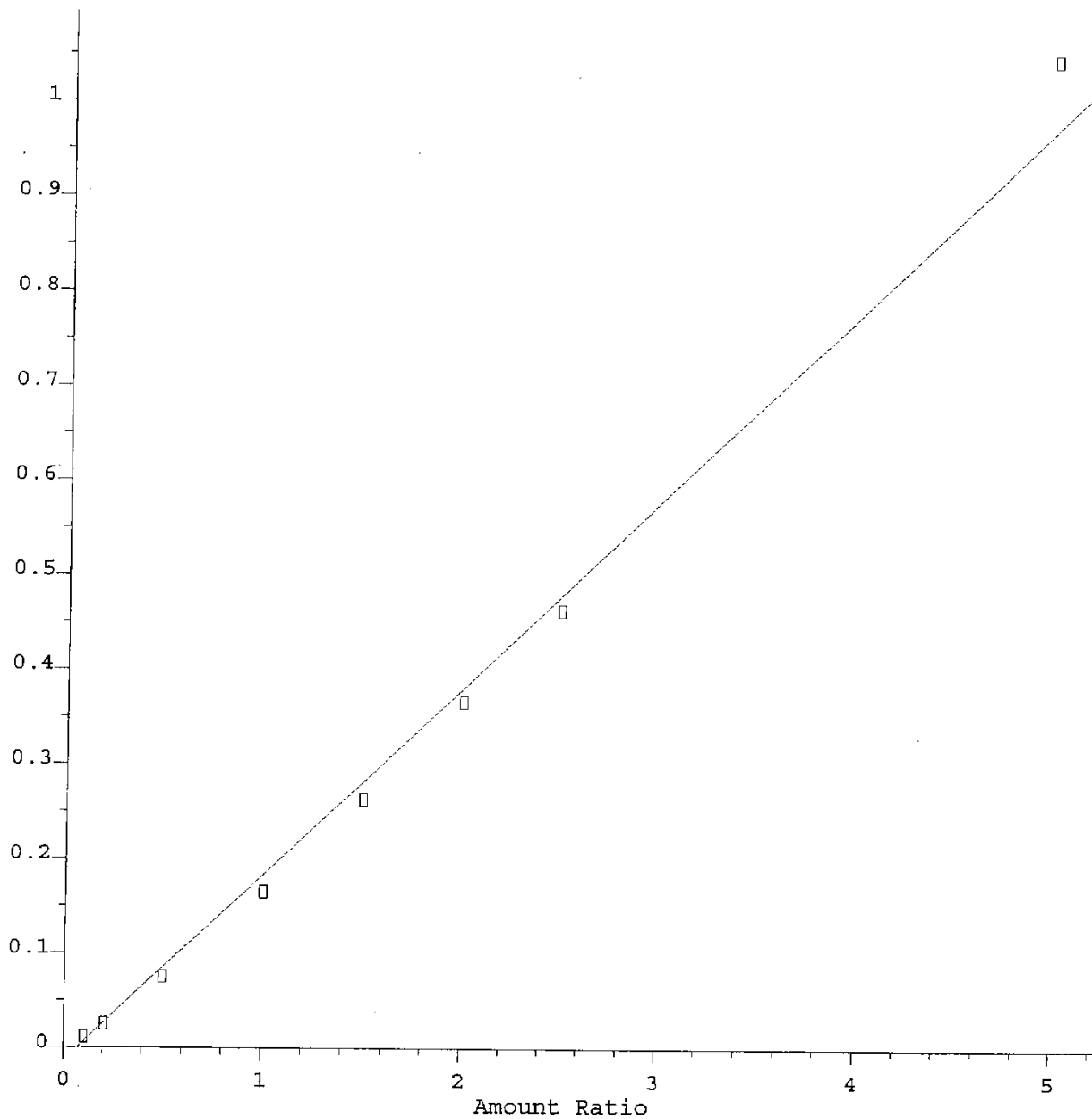


Resp Ratio = $8.24e-001 * Amt - 1.10e-001$
Coef of Det (r^2) = 0.997 Curve Fit: wlr(1/a)

Method Name: G:\Methods\8270_040407.M
Calibration Table Last Updated: Fri Apr 06 08:18:48 2007

2-Nitrophenol

Response Ratio

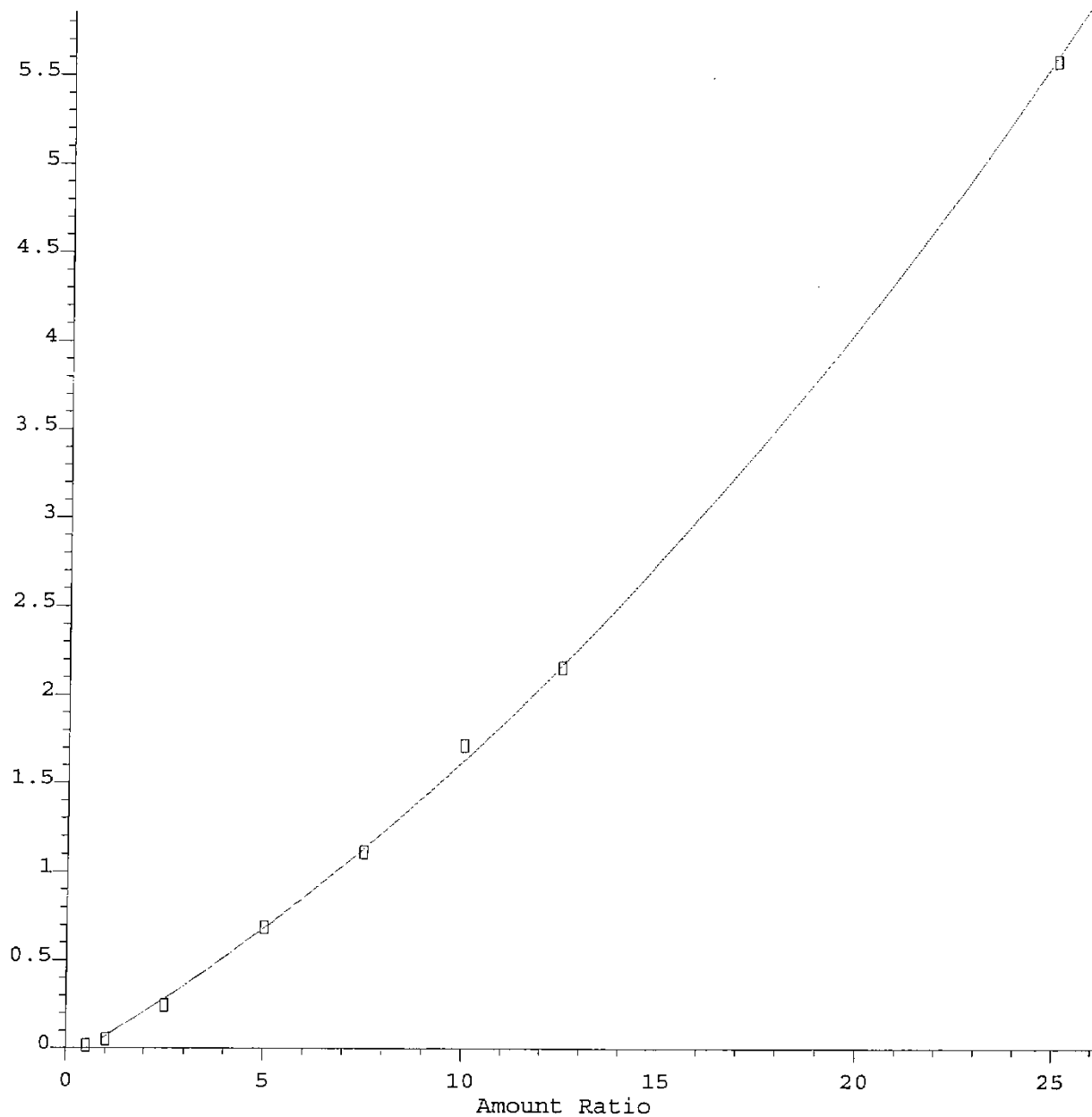


Resp Ratio = 1.97e-001 * Amt - 1.34e-002
Coef of Det (r^2) = 0.994 Curve Fit: wlr(1/a)

Method Name: G:\Methods\8270_040407.M
Calibration Table Last Updated: Fri Apr 06 08:23:17 2007

Benzoic Acid

Response Ratio

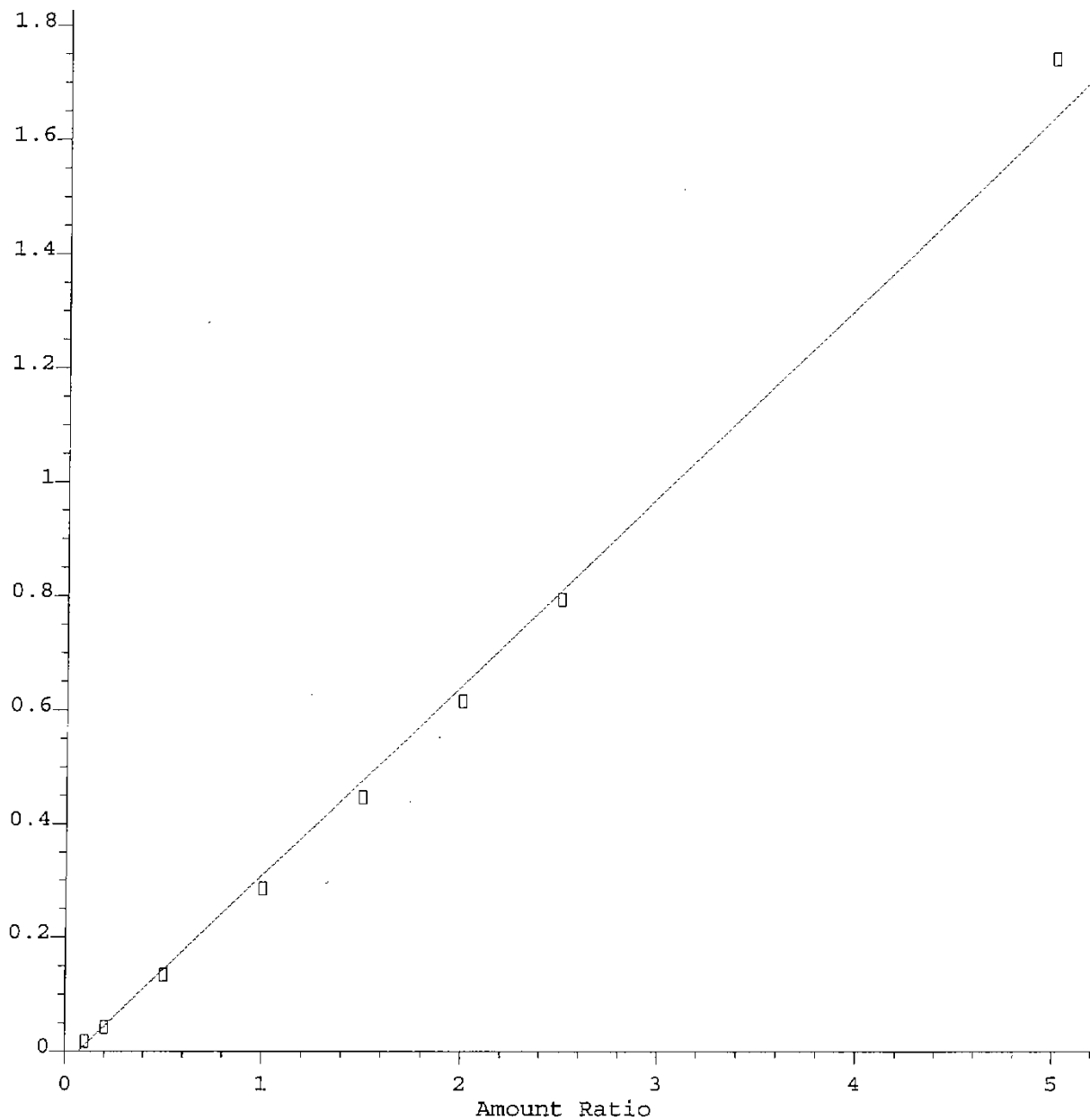


$R = 3.83e-003 A^2 + 1.31e-001 A - 6.63e-002$
Coef of Det (r^2) = 0.999 Curve Fit: Quadratic w(1/a)

Method Name: G:\Methods\8270_040407.M
Calibration Table Last Updated: Fri Apr 06 08:23:34 2007

2,6-Dinitrotoluene

Response Ratio

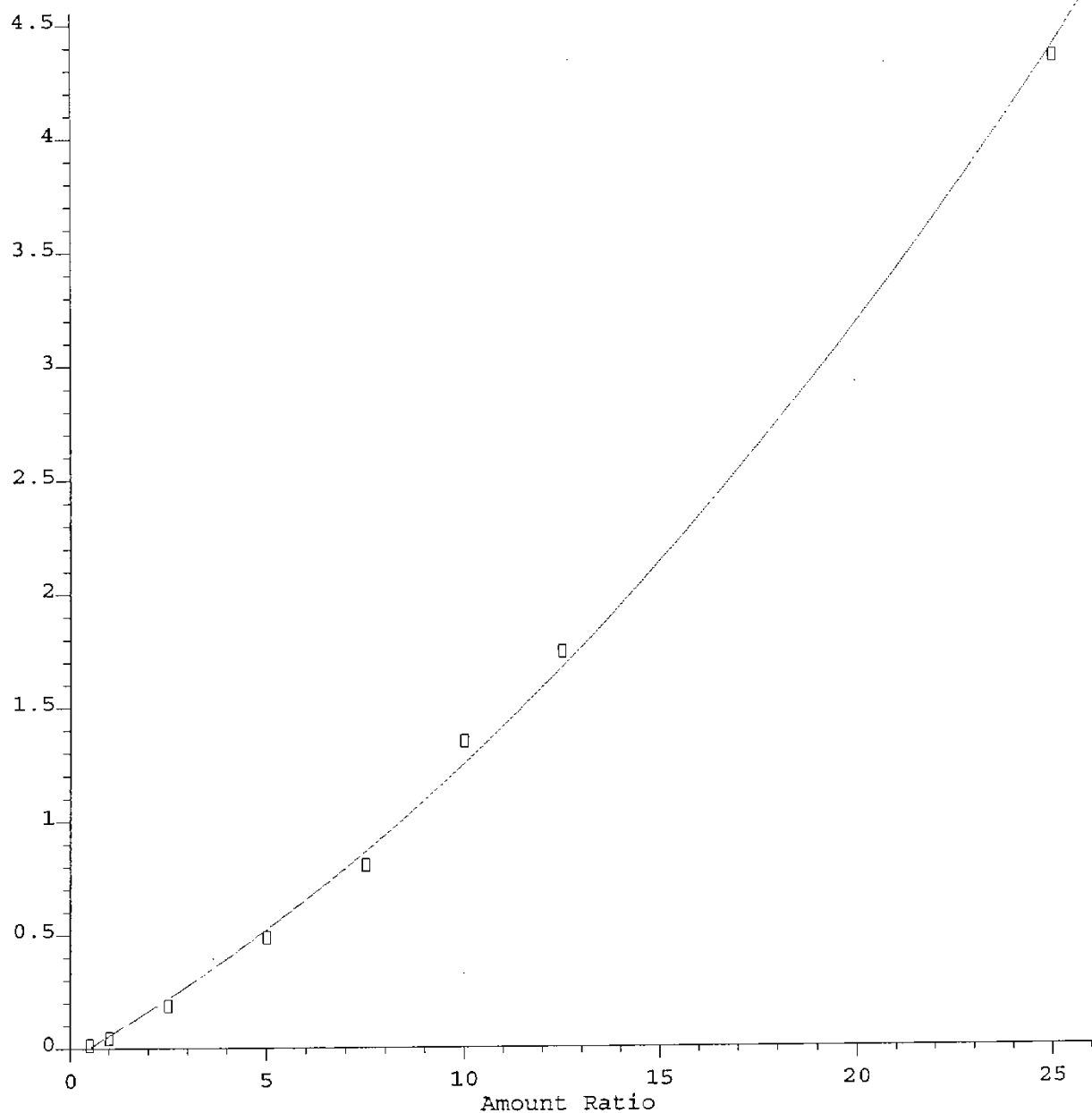


Resp Ratio = $3.32e-001 * Amt - 2.24e-002$
Coef of Det (r^2) = 0.996 Curve Fit: wlr(1/a)

Method Name: G:\Methods\8270_040407.M
Calibration Table Last Updated: Fri Apr 06 08:25:12 2007

2,4-Dinitrophenol

Response Ratio

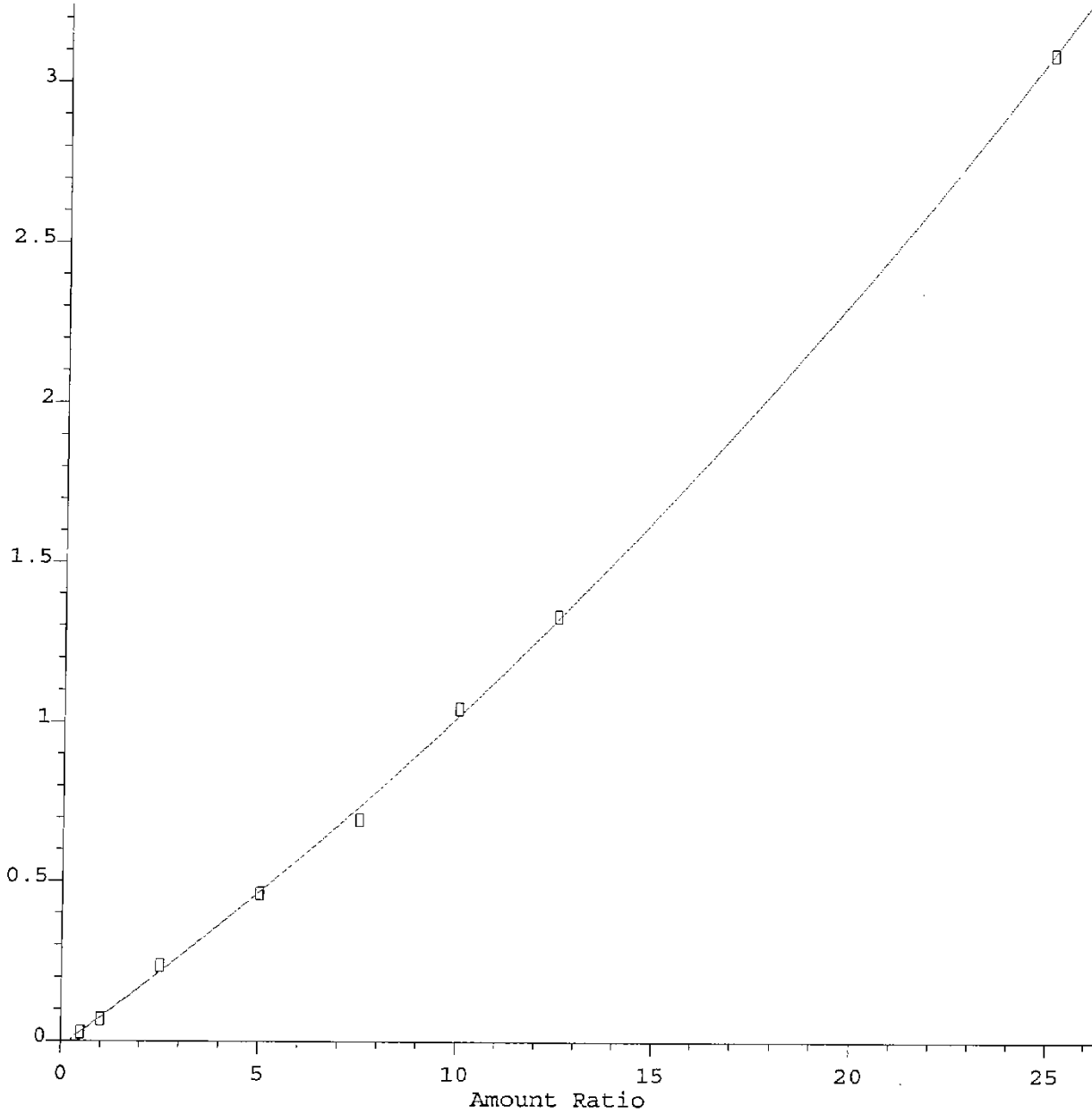


$R = 3.20e-003 A^2 + 9.73e-002 A - 4.67e-002$
Coef of Det (r^2) = 0.997 Curve Fit: Quadratic w(1/a)

Method Name: G:\Methods\8270_040407.M
Calibration Table Last Updated: Fri Apr 06 08:25:12 2007

4-Nitrophenol

Response Ratio

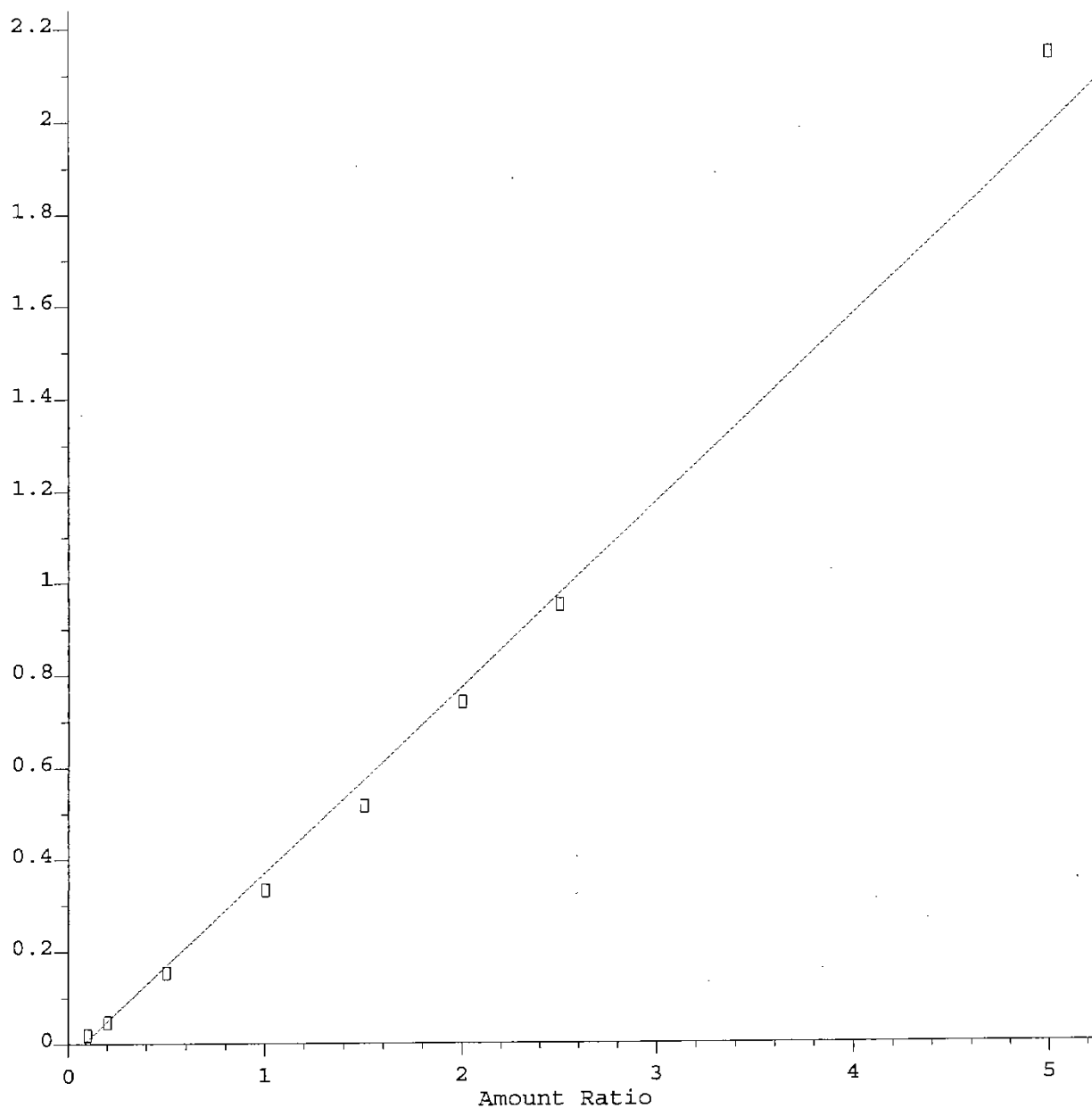


$R = 1.38e-003 A^2 + 8.99e-002 A - 1.80e-002$
Coef of Det (r^2) = 0.999 Curve Fit: Quadratic w(1/a)

Method Name: G:\Methods\8270_040407.M
Calibration Table Last Updated: Fri Apr 06 08:26:31 2007

2,4-Dinitrotoluene

Response Ratio

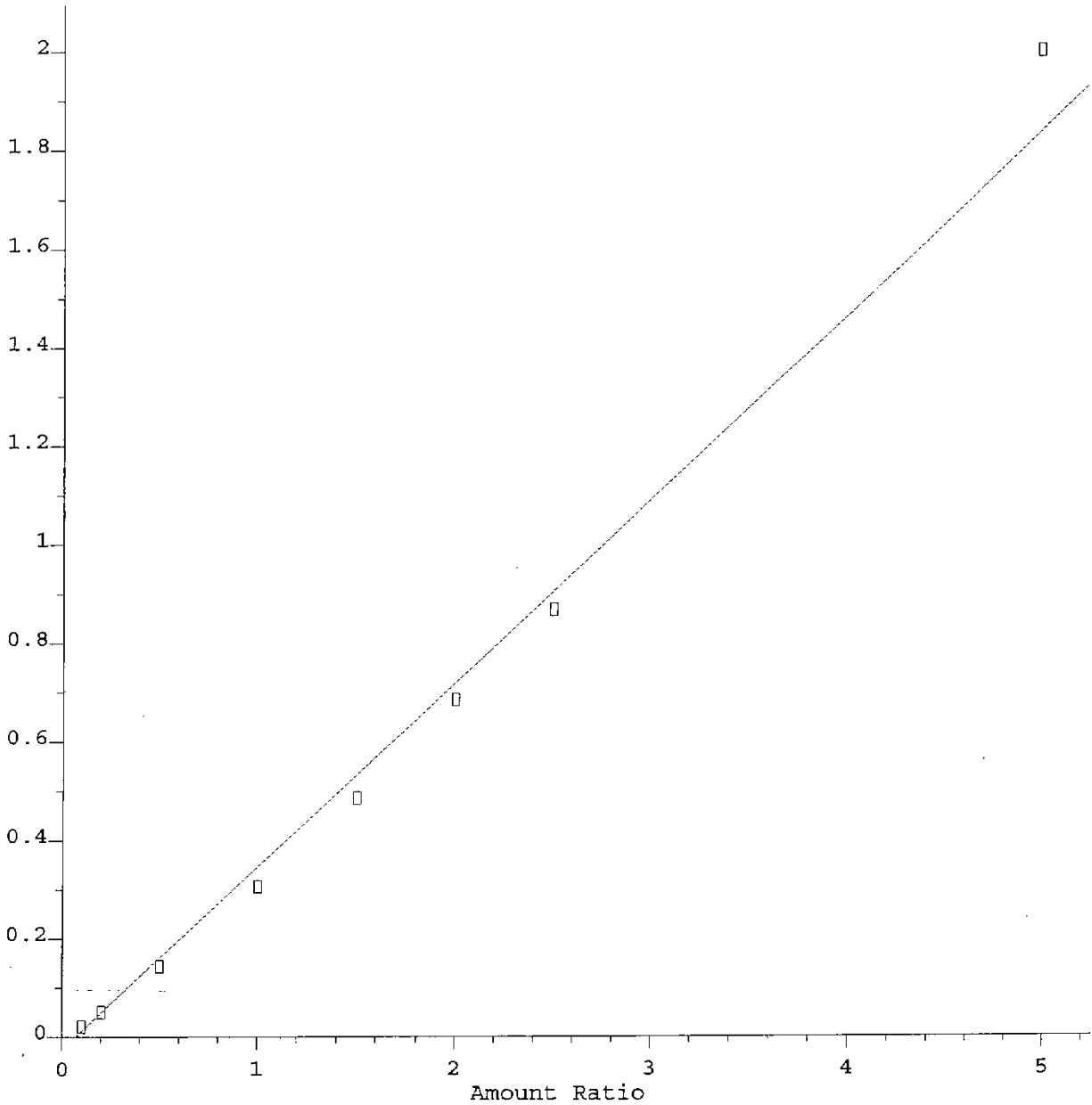


Resp Ratio = $4.02e-001 * Amt - 3.20e-002$
Coef of Det (r^2) = 0.993 Curve Fit: wlr(1/a)

Method Name: G:\Methods\8270_040407.M
Calibration Table Last Updated: Fri Apr 06 08:26:48 2007

2,3,4,6-Tetrachlorophenol

Response Ratio

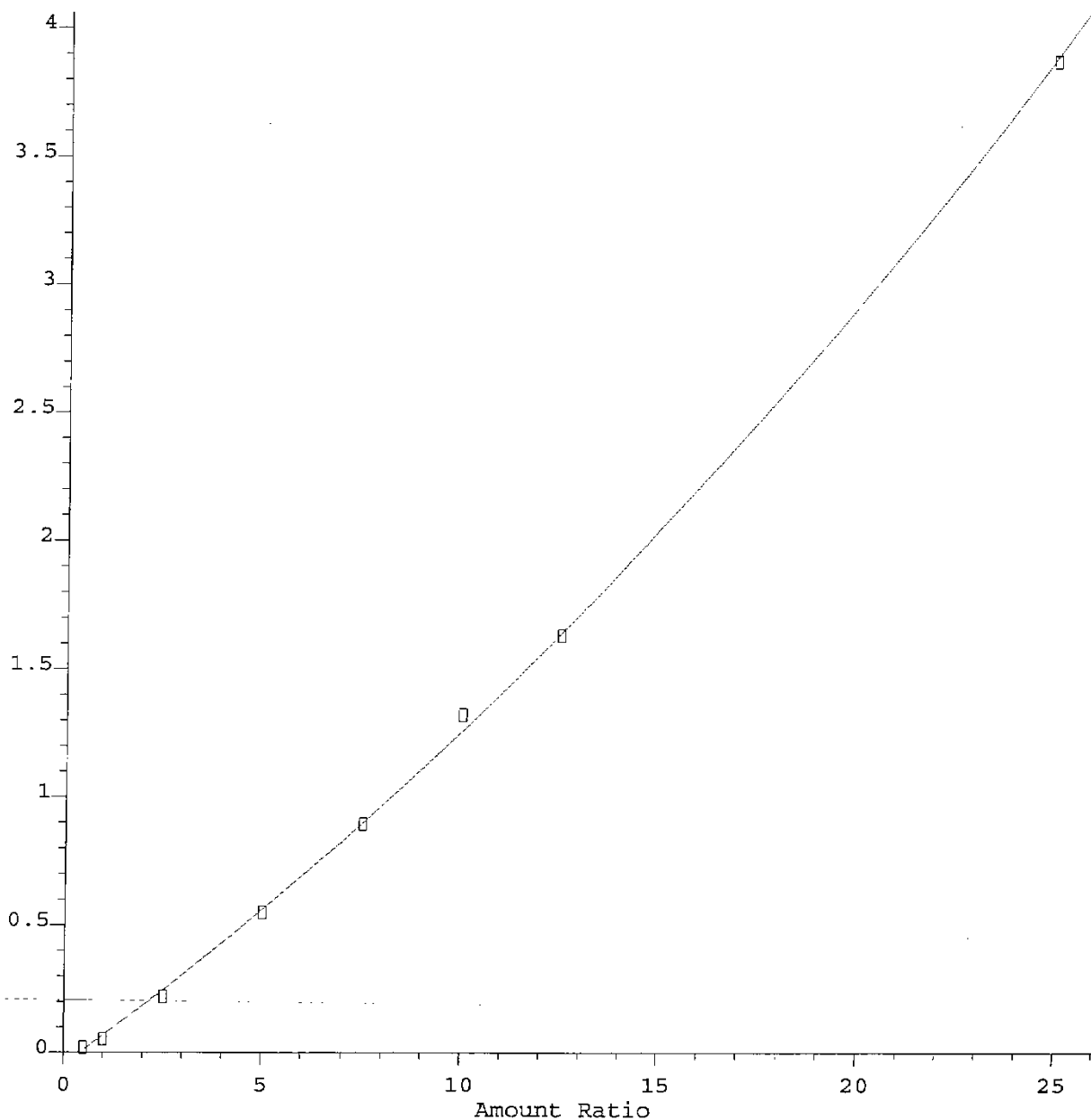


Resp Ratio = $3.72e-001 * Amt - 2.54e-002$
Coef of Det (r^2) = 0.992 Curve Fit: wlr(1/a)

Method Name: G:\Methods\8270_040407.M
Calibration Table Last Updated: Fri Apr 06 08:27:05 2007

4,6-Dinitro-2-methylphenol

Response Ratio

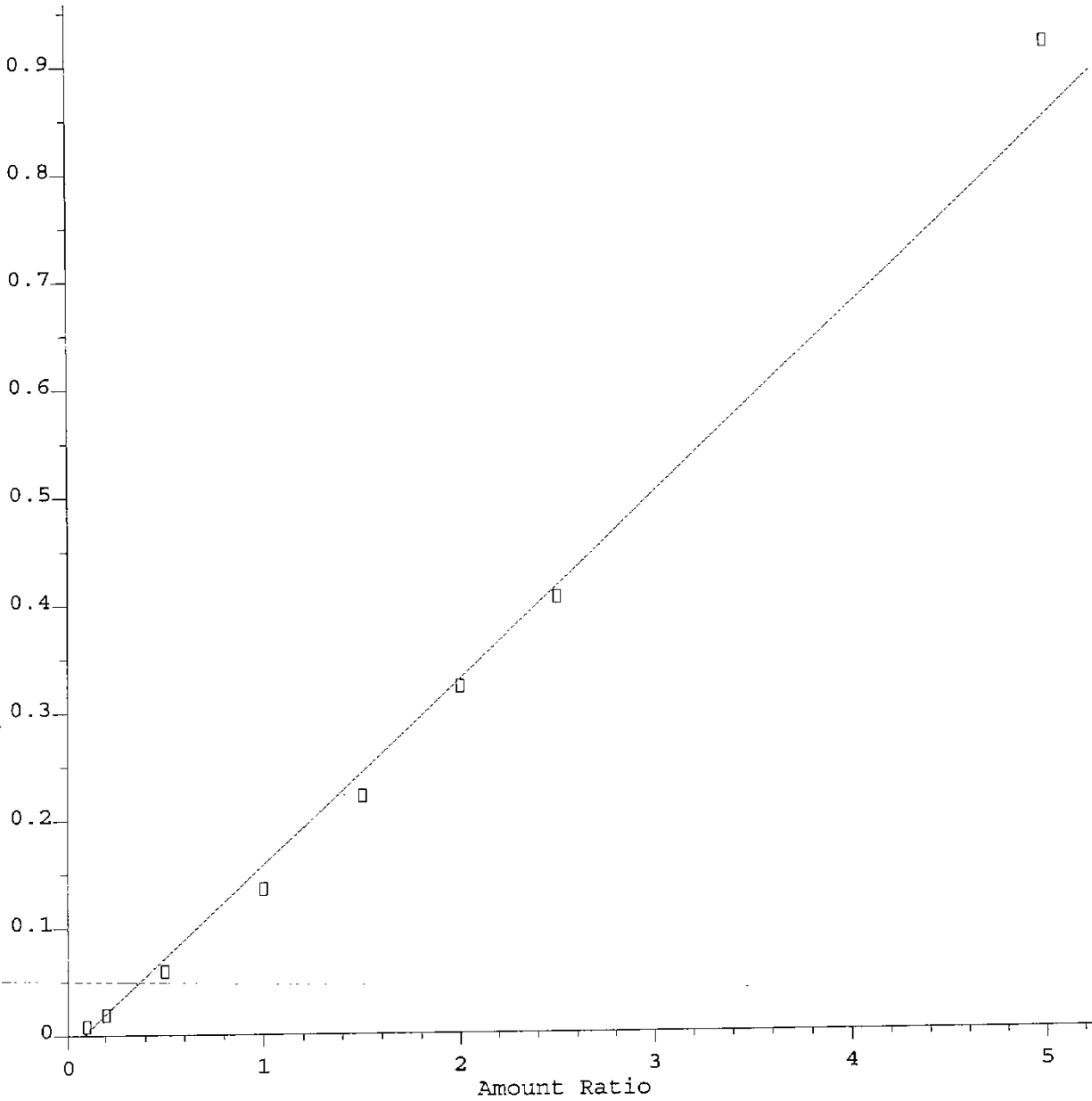


$R = 1.79e-003 A^2 + 1.13e-001 A - 4.81e-002$
Coef of Det (r^2) = 0.999 Curve Fit: Quadratic w(1/a)

Method Name: G:\Methods\8270_040407.M
Calibration Table Last Updated: Fri Apr 06 08:27:53 2007

Pentachlorophenol

Response Ratio

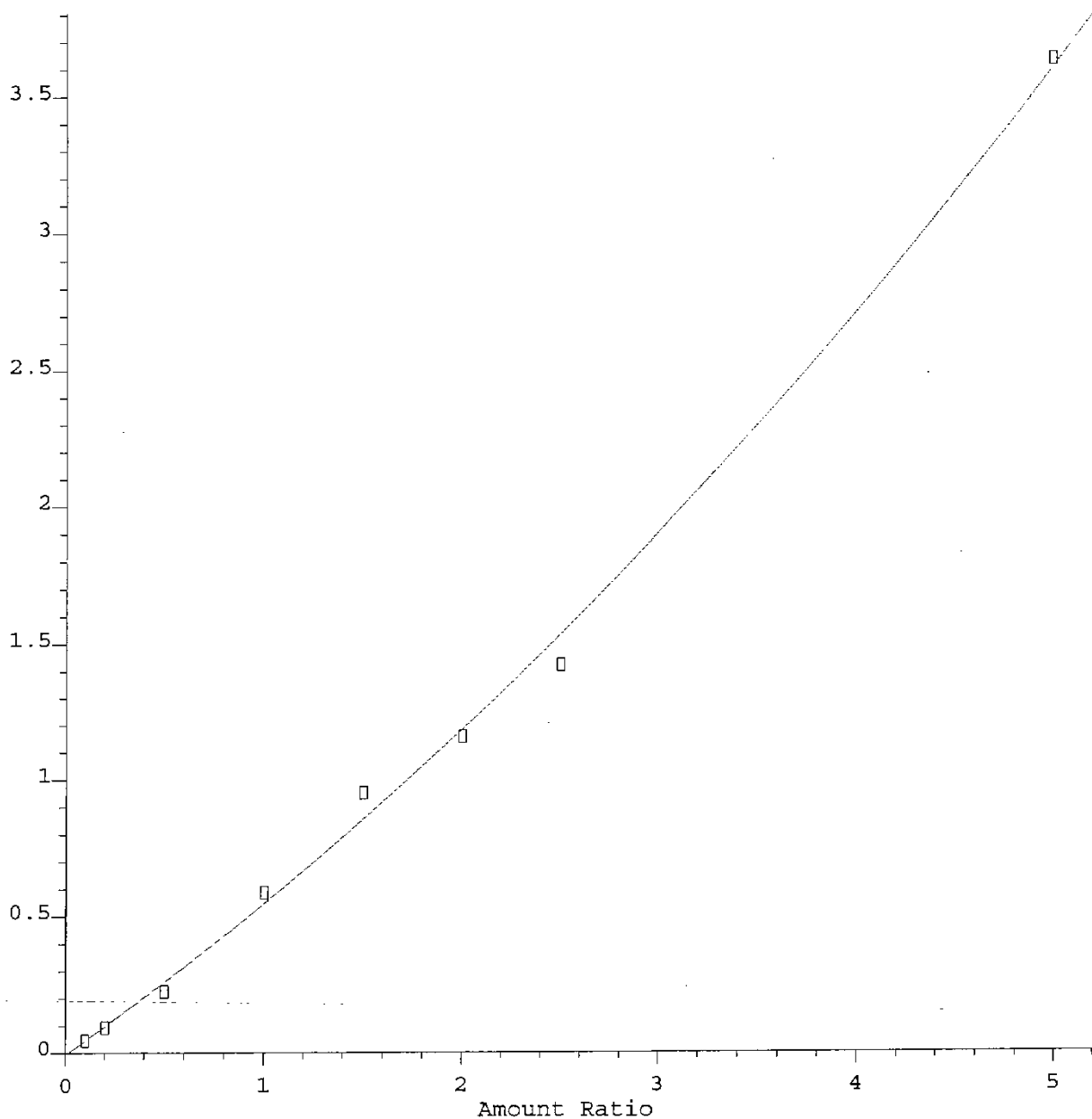


Resp Ratio = 1.72e-001 * Amt - 1.48e-002
Coef of Det (r²) = 0.991 Curve Fit: wlr(1/a)

Method Name: G:\Methods\8270_040407.M
Calibration Table Last Updated: Fri Apr 06 08:28:11 2007

Butylbenzylphthalate

Response Ratio

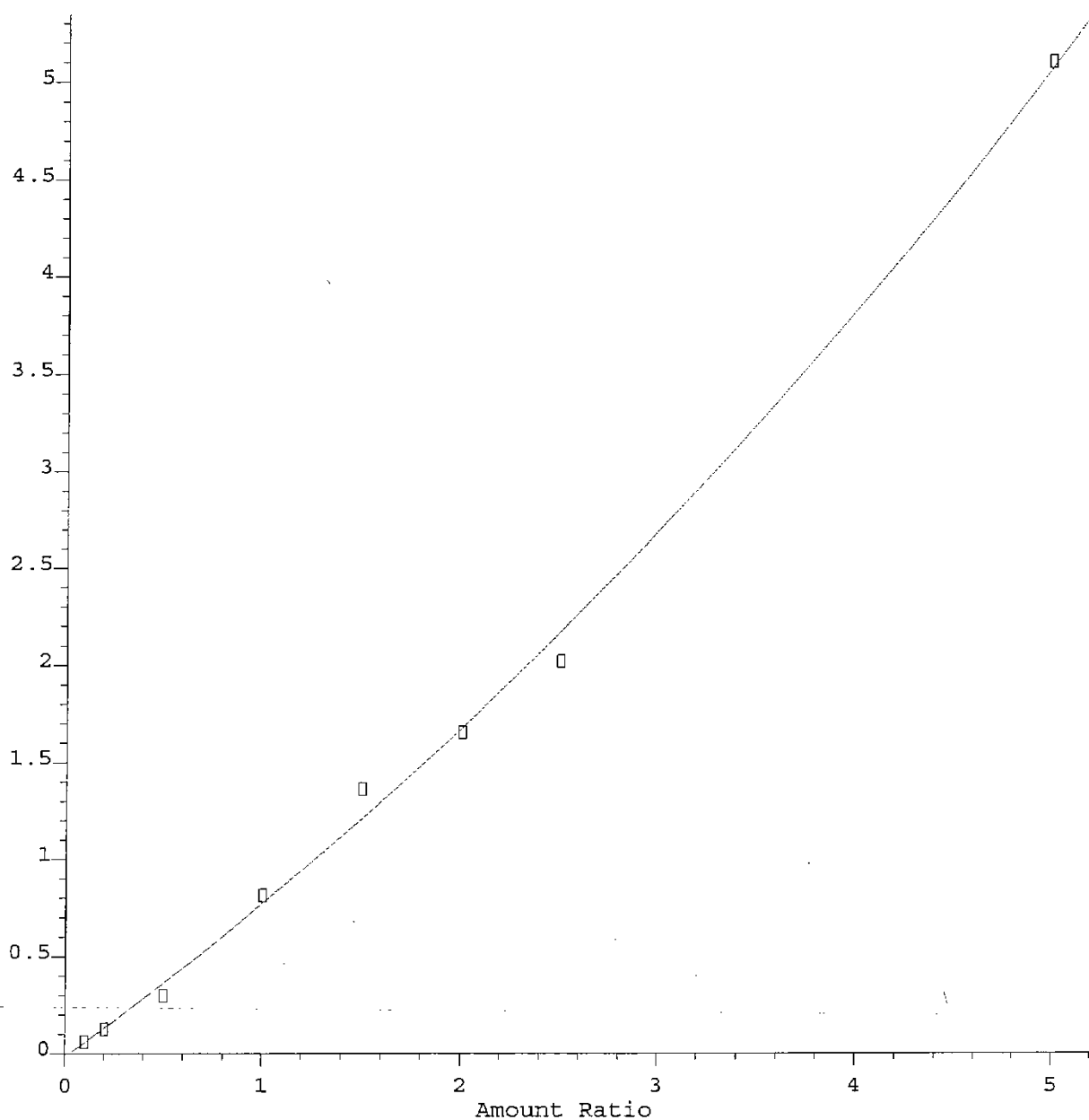


$R = 4.16e-002 A^2 + 5.12e-001 A - 8.40e-003$
Coef of Det (r^2) = 0.996 Curve Fit: Quadratic w(1/a)

Method Name: G:\Methods\8270_040407.M
Calibration Table Last Updated: Fri Apr 06 08:29:06 2007

bis(2-Ethylhexyl)phthalate

Response Ratio

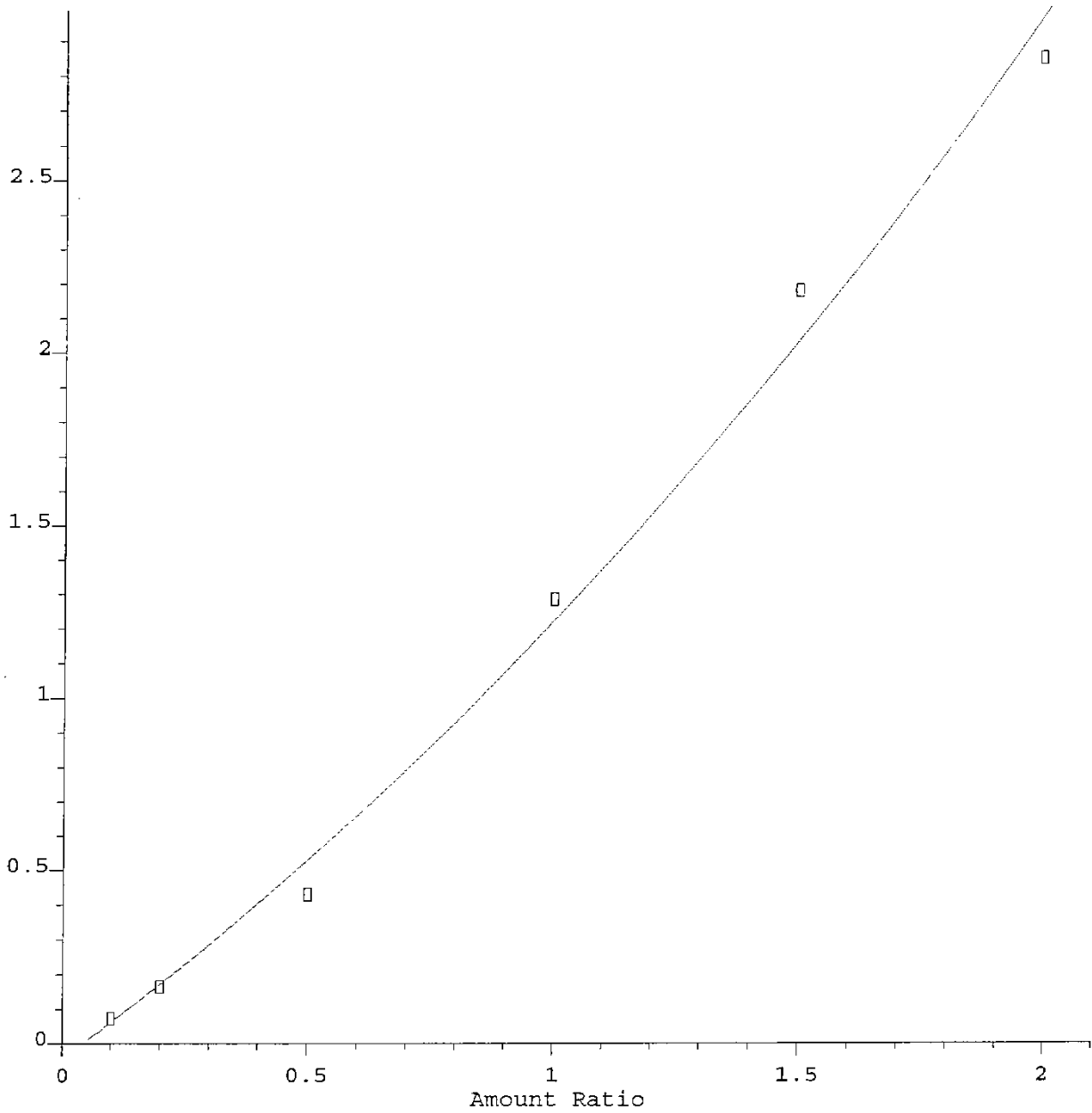


$R = 5.63e-002 A^2 + 7.34e-001 A - 1.91e-002$
Coef of Det (r^2) = 0.996 Curve Fit: Quadratic w(1/a)

Method Name: G:\Methods\8270_040407.M
Calibration Table Last Updated: Fri Apr 06 08:29:49 2007

Di-n-octylphthalate

Response Ratio

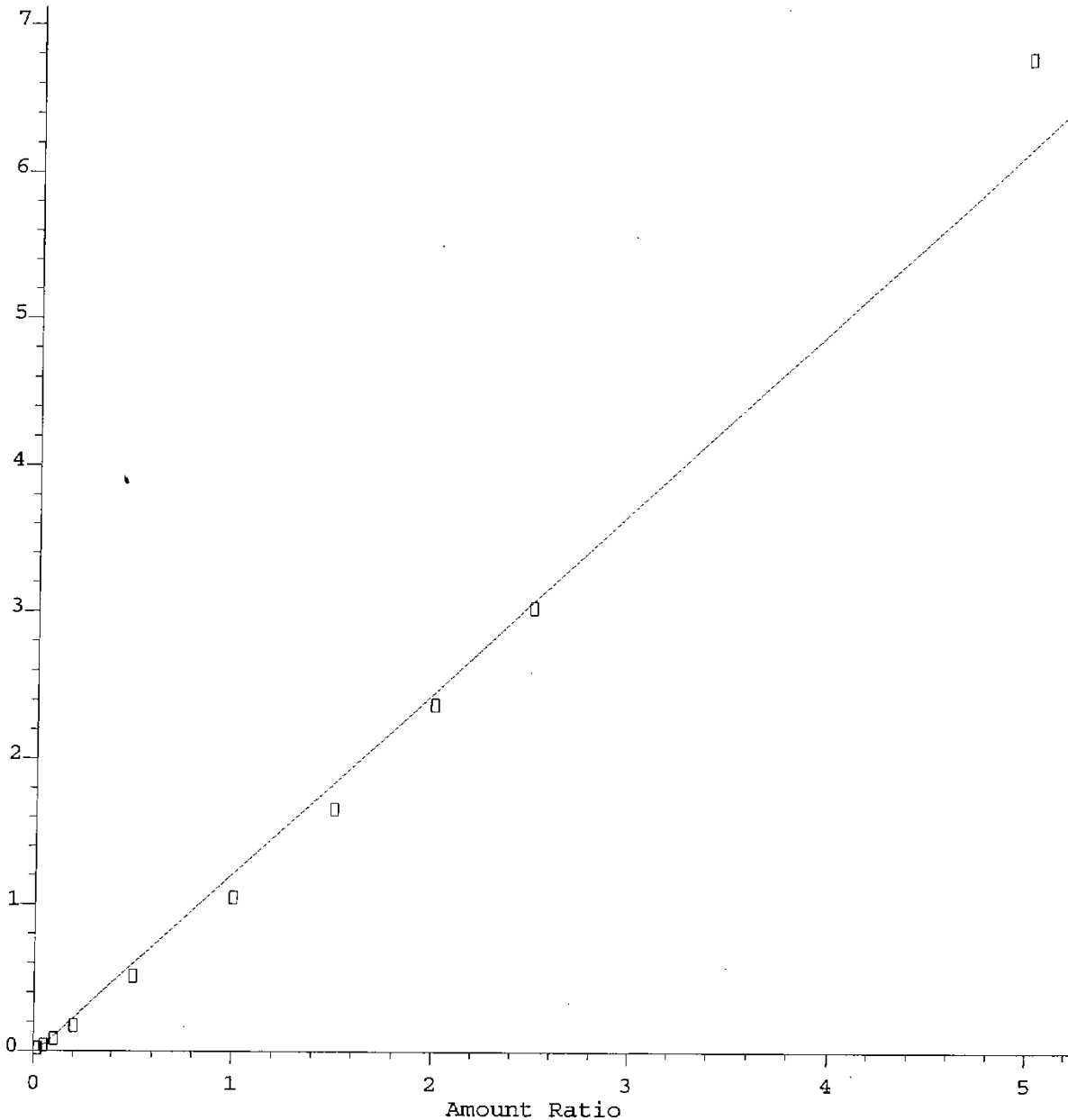


R = 2.37e-001 A*A + 1.03e+000 A - 4.47e-002
Coef of Det (r^2) = 0.993 Curve Fit: Quadratic w(1/a)

Method Name: G:\Methods\8270_040407.M
Calibration Table Last Updated: Fri Apr 06 08:30:17 2007

Benzo(a)pyrene

Response Ratio

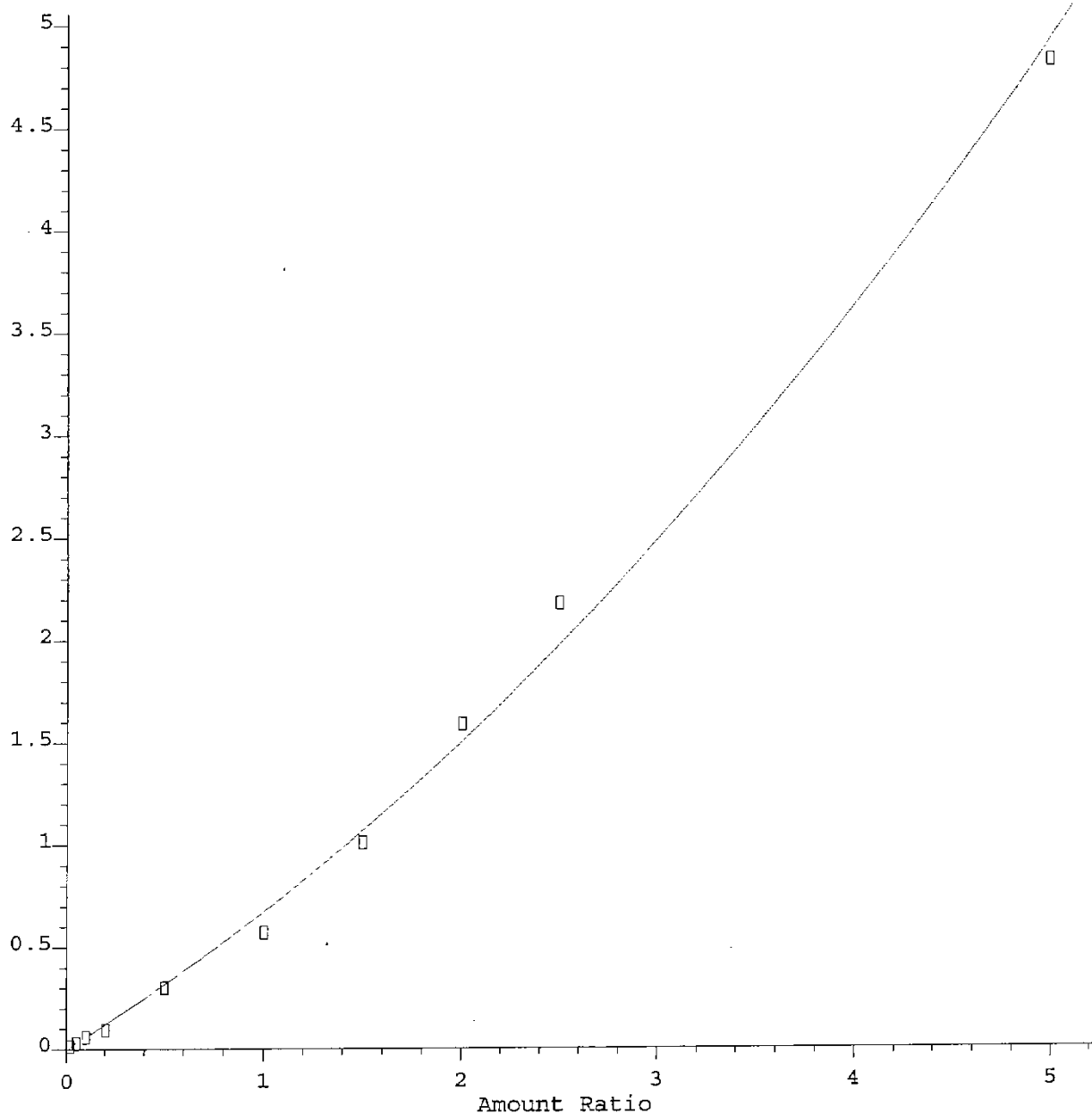


Resp Ratio = 1.24e+000 * Amt - 2.24e-002
Coef of Det (r^2) = 0.991 Curve Fit: wlr(1/a)

Method Name: G:\Methods\8270_040407.M
Calibration Table Last Updated: Fri Apr 06 08:31:18 2007

Indeno(1,2,3-cd)pyrene

Response Ratio

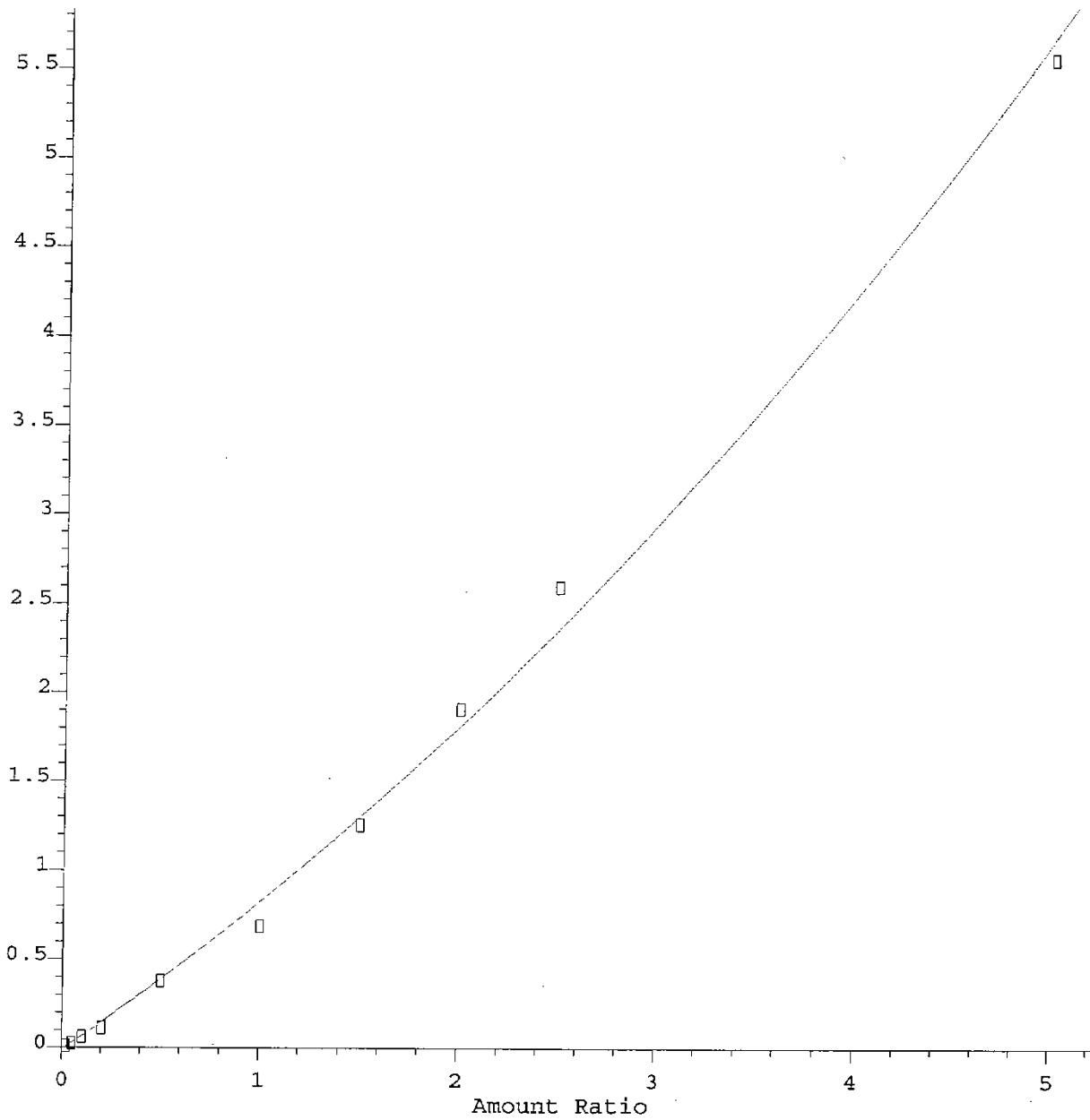


$R = 7.70e-002 A^2 + 5.98e-001 A - 2.40e-003$
Coef of Det (r^2) = 0.995 Curve Fit: Quadratic w(1/a)

Method Name: G:\Methods\8270_040407.M
Calibration Table Last Updated: Fri Apr 06 08:31:35 2007

Dibenz(a,h)anthracene

Response Ratio

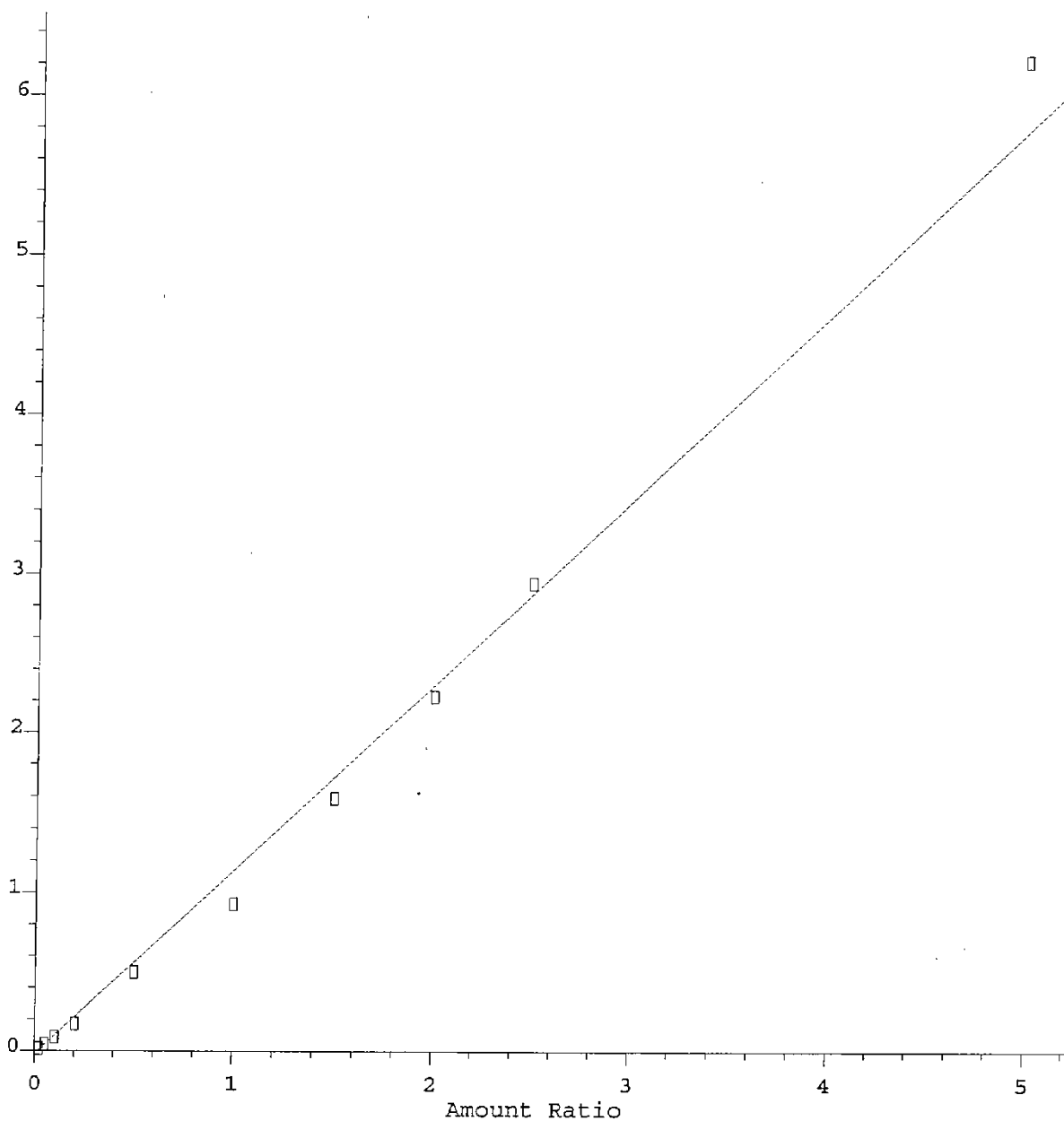


$R = 7.51e-002 A^2 + 7.60e-001 A - 1.21e-002$
Coef of Det (r^2) = 0.995 Curve Fit: Quadratic w(1/a)

Method Name: G:\Methods\8270_040407.M
Calibration Table Last Updated: Fri Apr 06 08:31:50 2007

Benzo(g,h,i)perylene

Response Ratio



Resp Ratio = 1.16e+000 * Amt - 1.97e-002
Coef of Det (r^2) = 0.992 Curve Fit: wlr(1/a)

Method Name: G:\Methods\8270_040407.M
Calibration Table Last Updated: Fri Apr 06 08:32:06 2007

CONTINUING CALIBRATION

Sequence Log

Directory : g:\DATA\040407_a

#	Filename	Sample Name	Date/Time
1	ak008781.d	dftpp	04/04/07 20:45
2	ak008782.d	1000 ug/l 8270 ccal std no 1281-42-6	04/04/07 21:02
3	ak008783.d	580-5371-C-25-A 1:100	04/04/07 21:29
4	ak008784.d	580-5371-C-45-A 1:500	04/04/07 21:56
5	ak008785.d	580-5371-C-46-A 1:500	04/04/07 22:23
6	ak008786.d	MB 580-17263/1-AA	04/04/07 22:51
7	ak008787.d	LCS 580-17263/2-AA	04/04/07 23:18
8	ak008788.d	LCSD 580-17263/3-AA	04/04/07 23:46
9	ak008789.d	580-5385-B-11-I	04/05/07 00:13
10	ak008790.d	580-5385-B-12-D	04/05/07 00:40
11	ak008791.d	580-5404-A-13-D	04/05/07 01:08
12	ak008792.d	580-5404-A-14-D	04/05/07 01:35
13	ak008793.d	580-5407-A-5-C	04/05/07 02:03
14	ak008794.d	580-5407-A-6-C	04/05/07 02:30
15	ak008795.d	580-5453-C-9-K	04/05/07 02:58
16	ak008796.d	580-5453-C-9-L MS	04/05/07 03:25
17	ak008797.d	580-5453-C-9-M MSD	04/05/07 03:53
18	ak008798.d	580-5372-A-3-C 1:10	04/05/07 04:20
19	ak008799.d	580-5372-A-3-C	04/05/07 04:48

Data File : G:\DATA\040407_a\ak008782.D
 Sample : 1000 ug/l 8270 ccal std no 1281-42-6
 Misc :
 Acq On : 4 Apr 2007 21:02
 InstName : sea040

Vial: 7

Operator: CLZ

DataAcq Meth:8270.M
 Quant Method : G:\Methods\8270_040407.M
 Quant Title : USEPA Method 8270 Calibration
 QLast Update : Thu Apr 05 15:07:28 2007
 Response via : Initial Calibration
 Quant Results File: 8270_040407.RES

Internal Standards	R.T.	QIon	Response	Conc	Units	Dev(Min)
1) 1,4-Dichlorobenzene-d4...	5.965	152	189613	1000.00	ug/L	0.04
21) Naphthalene - d8 (I)	7.077	136	733109	1000.00	ug/L	0.04
37) Acenaphthene - d10 (I)	8.559	162	368774	1000.00	ug/L	0.04
61) Phenanthrene - d10 (I)	9.944	188	561794	1000.00	ug/L	0.05
78) Chrysene - d12 (I)	12.891	240	339557	1000.00	ug/l	0.06
84) Perylene - d12 (I)	14.774	264	200109	1000.00	ug/L	0.00
System Monitoring Compounds						
4) 2 - Fluorophenol (S)	4.697	112	242686	990.87	ug/L	0.03
7) Phenol - d5 (S)	5.633	99	293938	1009.82	ug/L	0.02
22) Nitrobenzene - d5 (S)	6.462	82	224701	980.19	ug/L	0.05
42) 2 - Fluorobiphenyl (S)	7.986	172	551577	999.72	ug/L	0.04
64) 2,4,6 - Tribromophenol...	9.265	330	83538	993.62	ug/L	0.05
77) p - Terphenyl - d14 (S)	11.682	244	350983	977.14	ug/L	0.05
Target Compounds						Qvalue
2) N-Nitrosodimethylamine	2.996	74	743350	5182.98	ug/L	98
3) Pyridine	2.975	79	1353513	5036.58	ug/L	98
5) Cyclohexanone	4.981	55	134772	969.54	ug/l	97
6) Aniline	5.676	93	355472	988.90	ug/L	96
8) Phenol	5.644	94	314590	1028.76	ug/L	93
9) bis(2-Chloroethyl)ether	6.879	93	294527	982.50	ug/L	95
10) 2-Chlorophenol	5.767	128	271516	1009.15	ug/L	86
11) Decane	5.826	57	247764	957.51	ug/L	97
12) 1,3-Dichlorobenzene	5.911	146	317530	990.50	ug/L	97
13) 1,4-Dichlorobenzene	5.981	146	326112	998.78	ug/L	99
14) Benzyl alcohol	6.098	79	175179	981.26	ug/L	96
15) 1,2-Dichlorobenzene	6.114	146	306303	1004.63	ug/L	96
16) 2-Methylphenol	6.195	108	239355	997.84	ug/L	98
17) bis(2-chloroisopropyl)...	6.221	45	284160	932.30	ug/L	97
18) 3-&4-Methylphenol	6.328	108	246082	1001.62	ug/L	100
19) n-Nitroso-di-n-propyla...	6.339	70	159120	966.90	ug/L	99
20) Hexachloroethane	6.414	201	105784	987.02	ug/L	90
23) Nitrobenzene	6.478	77	246713	976.46	ug/L	96
24) Isophorone	6.687	82	403169	938.40	ug/L	98
25) 2-Nitrophenol	6.751	139	123879	1009.14	ug/L	92
26) 2,4-Dimethylphenol	6.788	107	238390	994.89	ug/L	91
27) bis(2-Chloroethoxy)met...	6.879	93	294527	977.76	ug/L	94
28) Benzoic Acid	6.853	105	460505	4671.23	ug/L	82
29) 2,4-Dichlorophenol	6.954	162	207895	990.45	ug/L	96
30) 1,2,4-Trichlorobenzene	7.029	180	251529	987.35	ug/L	97
31) Naphthalene	7.093	128	819843	983.55	ug/L	99
32) 4-Chloroaniline	7.141	127	291135	1055.21	ug/l	99
33) Hexachlorobutadiene	7.200	225	144718	978.39	ug/L	98
34) 4-Chloro-3-methylphenol	7.543	107	187455	996.79	ug/L	94
35) 2-Methylnaphthalene	7.682	141	421689	1006.87	ug/L	98
36) 1-Methylnaphthalene	7.762	141	452424	1011.15	ug/l	99
38) Hexachlorocyclopentadiene	7.810	237	121406	980.61	ug/L	100
39) 2,3-Dichloroaniline	7.917	161	252443	1004.51	ug/L	99
40) 2,4,6-Trichlorophenol	7.912	196	144136	1023.03	ug/L	58
41) 2,4,5-Trichlorophenol	7.938	196	153765	1032.34	ug/L	98
43) 2-Chloronaphthalene	8.088	162	478793	1012.74	ug/L	98
44) Biphenyl	8.072	154	617646	1002.96	ug/L	99

Data File : G:\DATA\040407_a\ak008782.D
 Sample : 1000 ug/l 8270 ccal std no 1281-42-6
 Misc :
 Acq On : 4 Apr 2007 21:02
 InstName : sea040

Vial: 7

Operator: CLZ

DataAcq Meth:8270.M
 Quant Method : G:\Methods\8270_040407.M
 Quant Title : USEPA Method 8270 Calibration
 QLast Update : Thu Apr 05 15:07:28 2007
 Response via : Initial Calibration
 Quant Results File: 8270_040407.RES

Internal Standards	R.T.	QIon	Response	Conc	Units	Dev(Min)
45) 2-Nitroaniline	8.174	138	114592	995.45	ug/L	93
46) Dimethylphthalate	8.329	163	491760	1004.09	ug/L	95
47) Acenaphthylene	8.436	152	749979	1017.88	ug/L	99
48) 2,6-Dinitrotoluene	8.377	165	106554	937.11	ug/L	93
49) 3-Nitroaniline	8.516	138	91511	1156.00	ug/L	95
50) Acenaphthene	8.586	153	490756	1010.33	ug/L	98
52) 4-Nitrophenol	8.650	109	168322	4909.70	ug/L	88
53) Dibenzofuran	8.735	168	652570	1012.47	ug/L	97
54) 2,4-Dinitrotoluene	8.719	165	126505	1020.62	ug/L	96
55) 2,3,4,6-Tetrachlorophenol	8.805	232	118316	931.48	ug/L	96
56) 2,3,5,6-Tetrachlorophenol	8.842	232	122628	1012.19	ug/l	86
57) Diethylphthalate	8.939	149	470278	945.14	ug/L	96
58) Fluorene	9.046	166	499243	1035.08	ug/L	97
59) 4-Chlorophenylphenylether	9.046	204	240433	1006.31	ug/L	99
60) 4-Nitroaniline	9.051	108	47005	1142.82	ug/L	98
62) 4,6-Dinitro-2-methylph...	9.082	198	311102	4956.65	ug/L	87
63) n-Nitrosodiphenylamine	9.152	169	392941	1005.52	ug/l	98
65) Azobenzene	9.190	77	419567	992.08	ug/L	88
66) 4-Bromophenylphenylether	9.505	248	142857	1019.72	ug/L	93
68) Pentachlorophenol	9.746	266	67415	885.56	ug/L	90
69) Phenanthrene	9.965	178	640957	996.46	ug/L	90
70) Anthracene	10.019	178	589846	1027.32	ug/L	99
71) Octadecane	9.842	57	227397	948.62	ug/L	82
72) Carbazole	10.179	167	479411	1100.95	ug/L	88
73) Di-n-butylphthalate	10.565	149	709956	884.93	ug/L	100
74) Fluoranthene	11.233	202	547385	971.72	ug/L	98
75) Pyrene	11.484	202	598924	1001.64	ug/L	97
79) Butylbenzylphthalate	12.271	149	164668	798.10	ug/L	97
80) Benzo(a)anthracene	12.880	228	361564	962.43	ug/L	100
81) 3,3'-Dichlorobenzidine	12.864	252	178075	1241.18	ug/L	100
82) Chrysene	12.918	228	378151	999.66	ug/L	100
83) bis(2-Ethylhexyl)phtha...	12.971	149	238598	821.22	ug/L	100
85) Di-n-octylphthalate	13.758	149	191641	895.72	ug/L	97
86) Benzo(b)fluoranthene	14.207	252	251675	963.91	ug/l	99
87) Benzo(k)fluoranthene	14.250	252	275004	1016.49	ug/l	99
88) Benzofluoranthenes	14.236	252	559824	1832.19	ug/L	81
89) Benzo(a)pyrene	14.688	252	199291	961.30	ug/L	100
90) Indeno(1,2,3-cd)pyrene	16.381	276	101256	749.21	ug/L	95
91) Dibenz(a,h)anthracene	16.440	278	143394	957.77	ug/L	93
92) Benzo(g,h,i)perylene	16.778	276	194389	991.76	ug/L	90

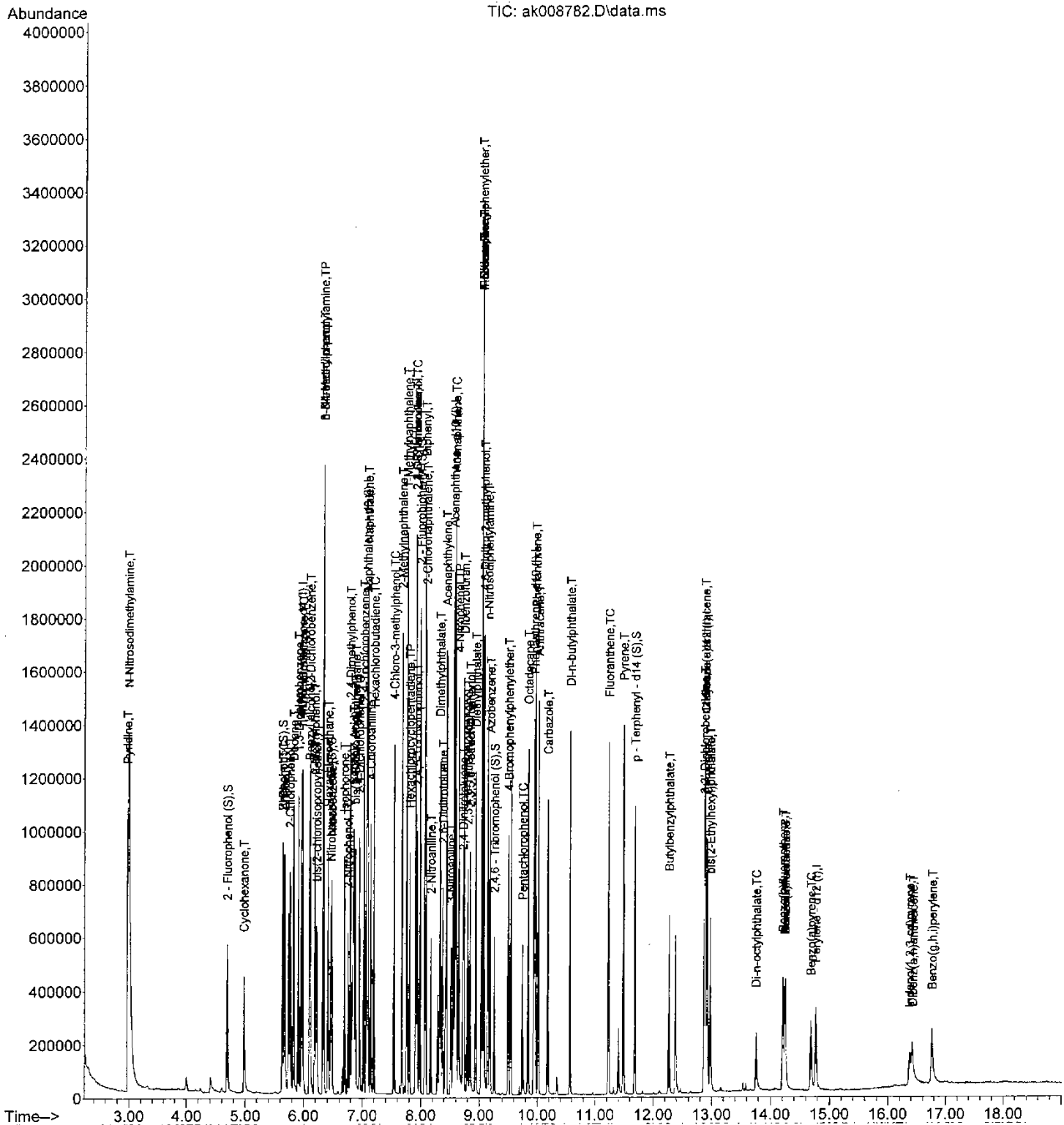
(#) = qualifier out of range (m) = manual integration (+) = signals summed

Data File : G:\DATA\040407_a\ak008782.D
Sample : 1000 ug/l 8270 ccal std no 1281-42-6
Misc :
Acq On : 4 Apr 2007 21:02
InstName : sea040

Vial: 7

Operator: CLZ

DataAcq Meth:8270.M
Quant Method : G:\Methods\8270_040407.M
Quant Title : USEPA Method 8270 Calibration
QLast Update : Thu Apr 05 15:07:28 2007
Response via : Initial Calibration
Quant Results File: 8270_040407.RES



Data File : G:\DATA\040407_a\ak008782.D
 Sample : 1000 ug/l 8270 ccal std no 1281-42-6
 Misc :
 Acq On : 4 Apr 2007 21:02
 InstName : sea040

Vial: 7

Operator: CLZ

DataAcq Meth:8270.M
 Quant Method : G:\Methods\8270_040407.M
 Quant Title : USEPA Method 8270 Calibration
 QLast Update : Thu Apr 05 15:07:28 2007
 Response via : Initial Calibration
 Quant Results File: 8270_040407.RES

Min. RRF : 0.000 Min. Rel. Area : 50% Max. R.T. Dev 0.50min
 Max. RRF Dev : 20% Max. Rel. Area : 200%

	Compound	Amount	Calc.	%Dev	Area	% Dev(min)
1 I	1,4-Dichlorobenzene-d4 (I)	1000.000	1000.000	0.0	103	0.04
2 T	N-Nitrosodimethylamine	5000.000	5182.979	-3.7	102	0.02
3 T	Pyridine	5000.000	5036.576	-0.7	101	0.02
4 S	2 - Fluorophenol (S)	1000.000	990.874	0.9	102	0.03
5 T	Cyclohexanone	1000.000	969.540	3.0	98	0.03
6 T	Aniline	1000.000	988.902	1.1	103	0.04
7 S	Phenol - d5 (S)	1000.000	1009.822	-1.0	103	0.02
8 TC	Phenol	1000.000	1028.758	-2.9	103	0.04
9 T	bis(2-Chloroethyl)ether	1000.000	982.499	1.8	100	0.05
10 T	2-Chlorophenol	1000.000	1009.149	-0.9	103	0.04
11 T	Decane	1000.000	957.511	4.2	99	0.03
12 T	1,3-Dichlorobenzene	1000.000	990.501	0.9	104	0.04
13 TC	1,4-Dichlorobenzene	1000.000	998.784	0.1	105	0.04
14 T	Benzyl alcohol	1000.000	981.265	1.9	101	0.03
15 T	1,2-Dichlorobenzene	1000.000	1004.627	-0.5	104	0.03
16 T	2-Methylphenol	1000.000	997.838	0.2	103	0.04
17 T	bis(2-chloroisopropyl)ether	1000.000	932.298	6.8	99	0.03
18 T	3-&4-Methylphenol	1000.000	1001.624	-0.2	102	0.05
19 TP	n-Nitroso-di-n-propylamine	1000.000	966.896	3.3	98	0.04
20 T	Hexachloroethane	1000.000	987.023	1.3	103	0.02
21 I	Naphthalene - d8 (I)	1000.000	1000.000	0.0	103	0.04
22 S	Nitrobenzene - d5 (S)	1000.000	980.187	2.0	101	0.05
23 T	Nitrobenzene	1000.000	976.463	2.4	101	0.05
24 T	Isophorone	1000.000	938.396	6.2	99	0.04
25 TC	2-Nitrophenol	1000.000	1009.144	-0.9	105	0.04
26 T	2,4-Dimethylphenol	1000.000	994.893	0.5	103	0.04
27 T	bis(2-Chloroethoxy)methane	1000.000	977.760	2.2	100	0.03
28 T	Benzoic Acid	5000.000	4671.229	6.6	94	0.03
29 TC	2,4-Dichlorophenol	1000.000	990.452	1.0	103	0.04
30 T	1,2,4-Trichlorobenzene	1000.000	987.351	1.3	104	0.04
31 T	Naphthalene	1000.000	983.546	1.6	102	0.04
32 T	4-Chloroaniline	1000.000	1055.211	-5.5	106	0.04
33 TC	Hexachlorobutadiene	1000.000	978.388	2.2	101	0.03
34 TC	4-Chloro-3-methylphenol	1000.000	996.793	0.3	102	0.02
35 T	2-Methylnaphthalene	1000.000	1006.871	-0.7	104	0.05
36 T	1-Methylnaphthalene	1000.000	1011.151	-1.1	103	0.04
37 I	Acenaphthene - d10 (I)	1000.000	1000.000	0.0	103	0.04
38 TP	Hexachlorocyclopentadiene	1000.000	980.608	1.9	97	0.04
39 T	2,3-Dichloroaniline	1000.000	1004.510	-0.5	104	0.05
40 TC	2,4,6-Trichlorophenol	1000.000	1023.026	-2.3	104	0.04
41 T	2,4,5-Trichlorophenol	1000.000	1032.340	-3.2	106	0.04
42 S	2 - Fluorobiphenyl (S)	1000.000	999.721	0.0	103	0.04
43 T	2-Chloronaphthalene	1000.000	1012.741	-1.3	104	0.04
44 T	Biphenyl	1000.000	1002.955	-0.3	102	0.04
45 T	2-Nitroaniline	1000.000	995.448	0.5	106	0.04
46 T	Dimethylphthalate	1000.000	1004.088	-0.4	104	0.04
47 T	Acenaphthylene	1000.000	1017.881	-1.8	103	0.04

Data File : G:\DATA\040407_a\ak008782.D
Sample : 1000 ug/l 8270 ccal std no 1281-42-6
Misc :
Acq On : 4 Apr 2007 21:02
InstName : sea040

Vial: 7

Operator: CLZ

DataAcq Meth:8270.M
Quant Method : G:\Methods\8270_040407.M
Quant Title : USEPA Method 8270 Calibration
QLast Update : Thu Apr 05 15:07:28 2007
Response via : Initial Calibration
Quant Results File: 8270_040407.RES

Min. RRF : 0.000 Min. Rel. Area : 50% Max. R.T. Dev 0.50min
Max. RRF Dev : 20% Max. Rel. Area : 200%

Compound	Amount	Calc.	%Dev	Area%	Dev(min)
48 T 2,6-Dinitrotoluene	1000.000	937.114	6.3	104	0.04
49 T 3-Nitroaniline	1000.000	1155.998	-15.6	109	0.04
50 TC Acenaphthene	1000.000	1010.328	-1.0	104	0.04
51 TP 2,4-Dinitrophenol	5000.000	4607.131	7.9	99	0.04
52 TP 4-Nitrophenol	5000.000	4909.703	1.8	102	0.03
53 T Dibenzofuran	1000.000	1012.468	-1.2	104	0.04
54 T 2,4-Dinitrotoluene	1000.000	1020.623	-2.1	106	0.04
55 T 2,3,4,6-Tetrachlorophenol	1000.000	931.478	6.9	107	0.04
56 T 2,3,5,6-Tetrachlorophenol	1000.000	1012.186	-1.2	104	0.04
57 T Diethylphthalate	1000.000	945.145	5.5	102	0.04
58 T Fluorene	1000.000	1035.080	-3.5	105	0.05
59 T 4-Chlorophenylphenylether	1000.000	1006.314	-0.6	102	0.04
60 T 4-Nitroaniline	1000.000	1142.820	-14.3	115	0.05
61 I Phenanthrene - d10 (I)	1000.000	1000.000	0.0	105	0.05
62 T 4,6-Dinitro-2-methylphenol	5000.000	4956.646	0.9	106	0.07
63 T n-Nitrosodiphenylamine	1000.000	1005.518	-0.6	106	0.07
64 S 2,4,6 - Tribromophenol (S)	1000.000	993.618	0.6	107	0.05
65 T Azobenzene	1000.000	992.080	0.8	102	0.05
66 T 4-Bromophenylphenylether	1000.000	1019.720	-2.0	106	0.05
67 T Hexachlorobenzene	1000.000	988.504	1.1	104	0.04
68 TC Pentachlorophenol	1000.000	885.557	11.4	93	0.05
69 T Phenanthrene	1000.000	996.463	0.4	104	0.05
70 T Anthracene	1000.000	1027.323	-2.7	106	0.05
71 T Octadecane	1000.000	948.617	5.1	97	0.05
72 T Carbazole	1000.000	1100.954	-10.1	107	0.05
73 T Di-n-butylphthalate	1000.000	884.931	11.5	98	0.05
74 TC Fluoranthene	1000.000	971.724	2.8	103	0.06
75 T Pyrene	1000.000	1001.642	-0.2	104	0.05
76 T Benzidine	5000.000	11584.523	-131.7#	131	0.06
77 S p - Terphenyl - d14 (S)	1000.000	977.144	2.3	104	0.05
78 I Chrysene - d12 (I)	1000.000	1000.000	0.0	107	0.06
79 T Butylbenzylphthalate	1000.000	798.096	20.2#	89	0.07
80 T Benzo(a)anthracene	1000.000	962.434	3.8	106	0.06
81 T 3,3'-Dichlorobenzidine	1000.000	1241.176	-24.1#	106	0.00
82 T Chrysene	1000.000	999.655	0.0	106	0.06
83 T bis(2-Ethylhexyl)phthalate	1000.000	821.219	17.9	93	0.00
84 I Perylene - d12 (I)	1000.000	1000.000	0.0	110	0.09
85 TC Di-n-octylphthalate	1000.000	895.717	10.4	82	0.09
86 T Benzo(b)fluoranthene	1000.000	963.906	3.6	101	0.09
87 T Benzo(k)fluoranthene	1000.000	1016.489	-1.6	108	0.09
88 T Benzofluoranthenes	2000.000	1832.188	8.4	107	0.04
89 TC Benzo(a)pyrene	1000.000	961.299	3.9	105	0.08
90 T Indeno(1,2,3-cd)pyrene	1000.000	749.209	25.1#	98	0.08
91 T Dibenz(a,h)anthracene	1000.000	957.767	4.2	115	0.11
92 T Benzo(g,h,i)perylene	1000.000	991.756	0.8	115	0.11

Data File : G:\DATA\040407_a\ak008782.D Vial: 7
Sample : 1000 ug/l 8270 ccal std no 1281-42-6
Misc :
Acq On : 4 Apr 2007 21:02 Operator: CLZ
InstName : sea040

DataAcq Meth:8270.M
Quant Method : G:\Methods\8270_040407.M
Quant Title : USEPA Method 8270 Calibration
QLast Update : Thu Apr 05 15:07:28 2007
Response via : Initial Calibration
Quant Results File: 8270_040407.RES

Min. RRF : 0.000 Min. Rel. Area : 50% Max. R.T. Dev 0.50min
Max. RRF Dev : 20% Max. Rel. Area : 200%

Compound	Amount	Calc.	%Dev	Area%	Dev(min)
----------	--------	-------	------	-------	----------

(#) = Out of Range

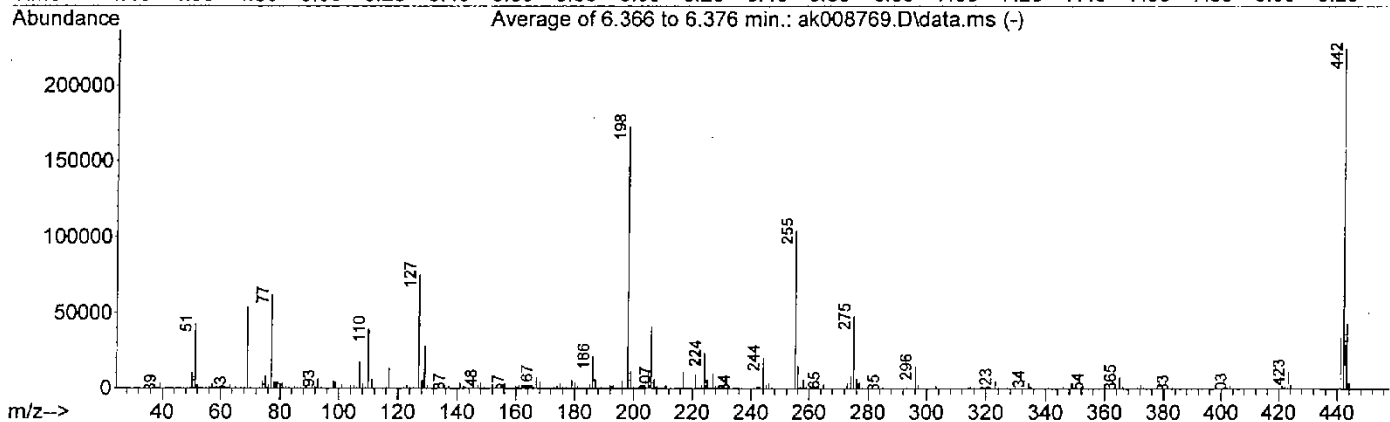
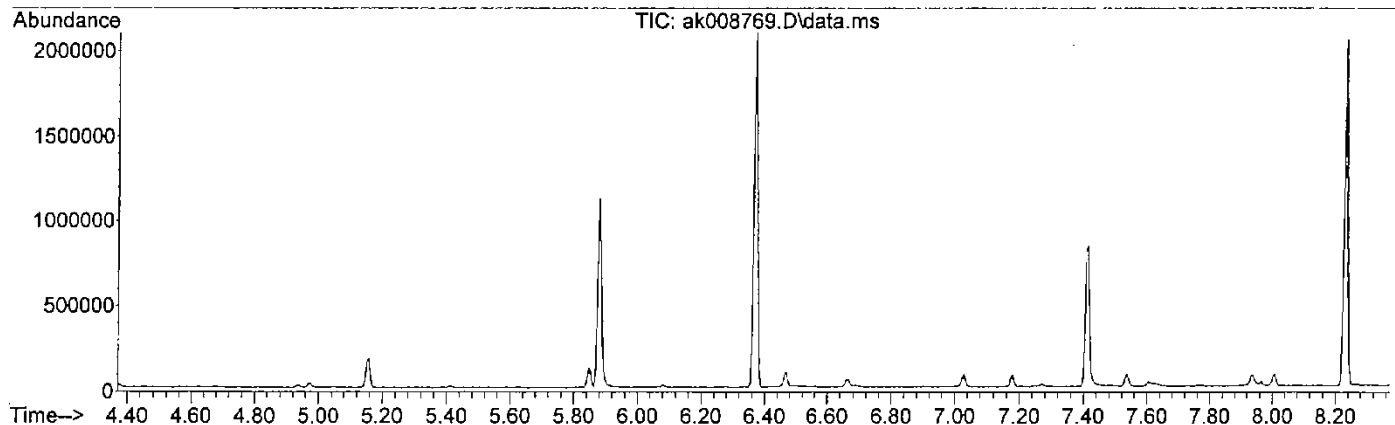
SPCC's out = 0 CCC's out = 0

DFTPP TUNING

Data Path : G:\DATA\040407_a\
 Data File : ak008769.D
 Acq On : 4 Apr 2007 15:34
 Operator : CLZ
 Sample : dftpp
 Misc :
 ALS Vial : 1 Sample Multiplier: 1

Integration File: events.e

Method : G:\Methods\dftpp.M
 Title :
 Last Update : Thu Apr 05 12:14:30 2007



AutoFind: Scans 614, 615, 616; Background Corrected with Scan 610

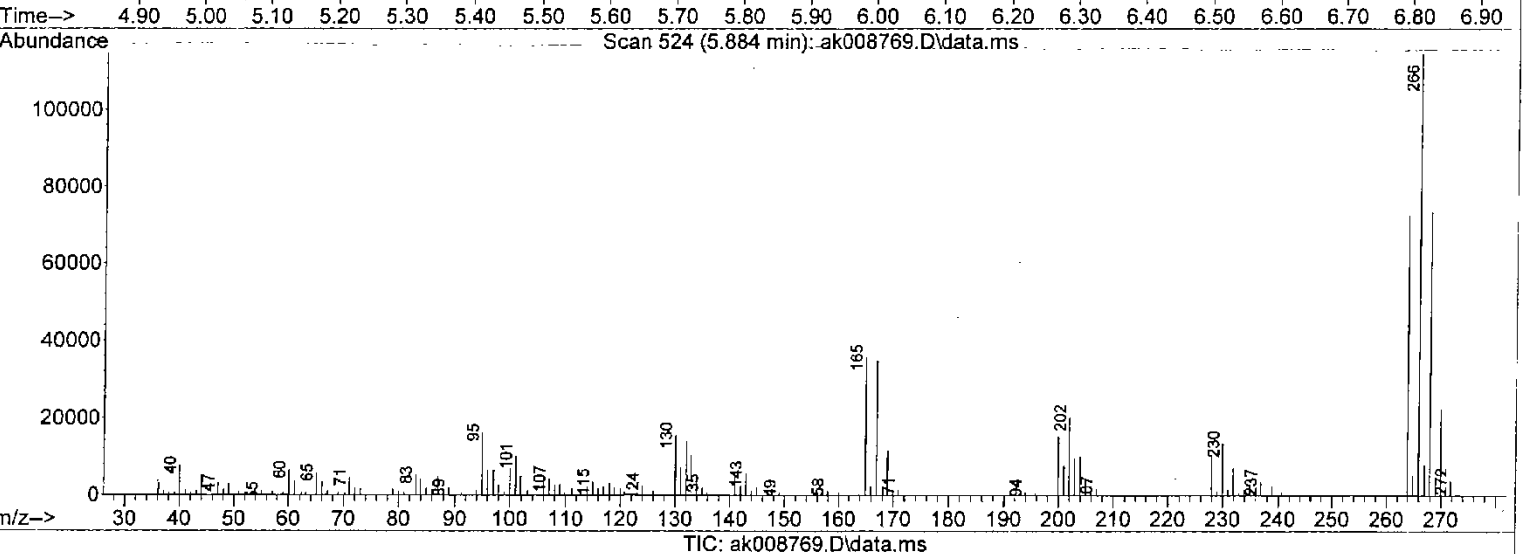
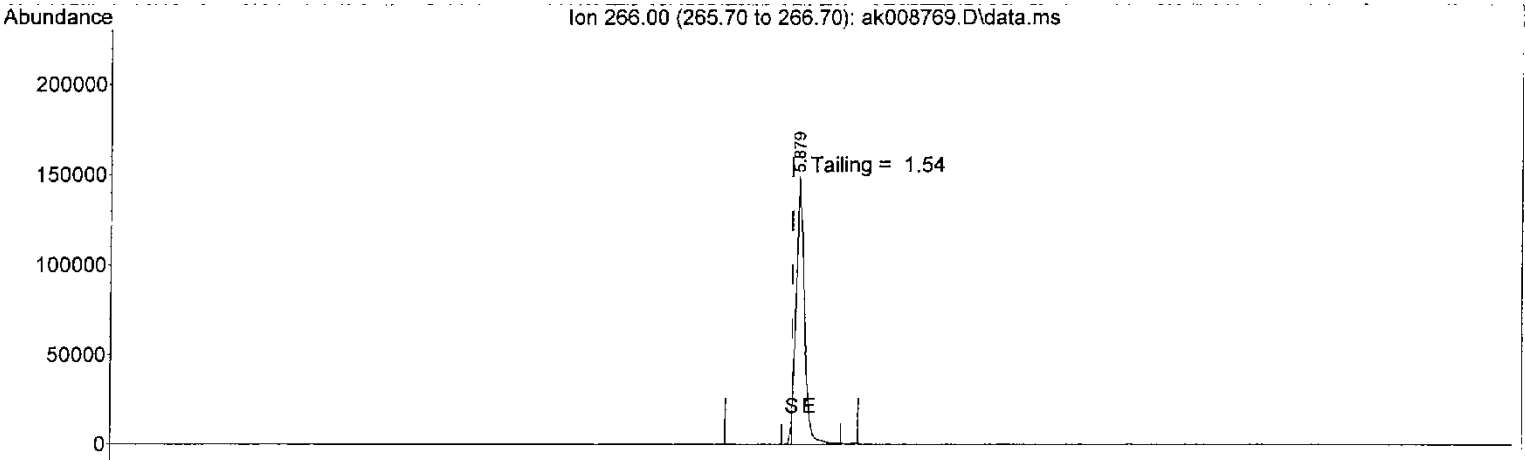
Target Mass	Rel. to Mass	Lower Limit%	Upper Limit%	Rel. Abn%	Raw Abn	Result Pass/Fail
51	442	10	80	19.1	42843	PASS
68	69	0.00	2	1.8	953	PASS
69	198	0.00	100	31.3	53948	PASS
70	69	0.00	2	1.3	716	PASS
127	442	10	80	33.4	75178	PASS
197	198	0.00	1	0.1	194	PASS
198	442	50	100	76.7	172472	PASS
199	198	5	9	6.6	11308	PASS
275	442	10	60	21.3	47912	PASS
365	198	1	100	4.4	7517	PASS
441	443	0.01	100	77.8	33738	PASS
442	442	50	100	100.0	224874	PASS
443	442	17	23	19.3	43354	PASS

Data File : G:\DATA\040407_a\ak008769.D
Sample : dftpp
Misc :
Acq On : 4 Apr 2007 15:34
InstName : sea040

Vial: 1

Operator: CLZ

DataAcq Meth:DFTPP.M
Quant Method : G:\Methods\dftpp.M
Quant Title :
QLast Update : Thu Apr 05 12:14:30 2007
Response via : Initial Calibration
Quant Results File: dftpp.RES



(1) Pentachlorophenol (T)

5.882min (+0.013) 4.45ug/ml

response 1297822

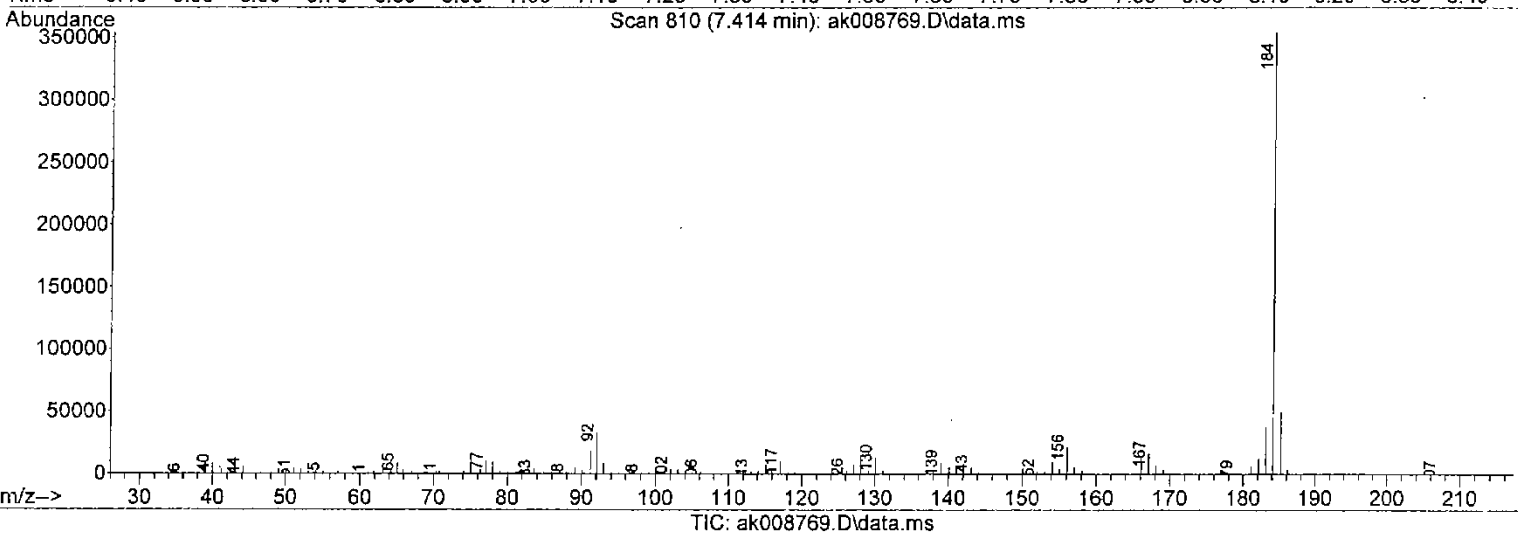
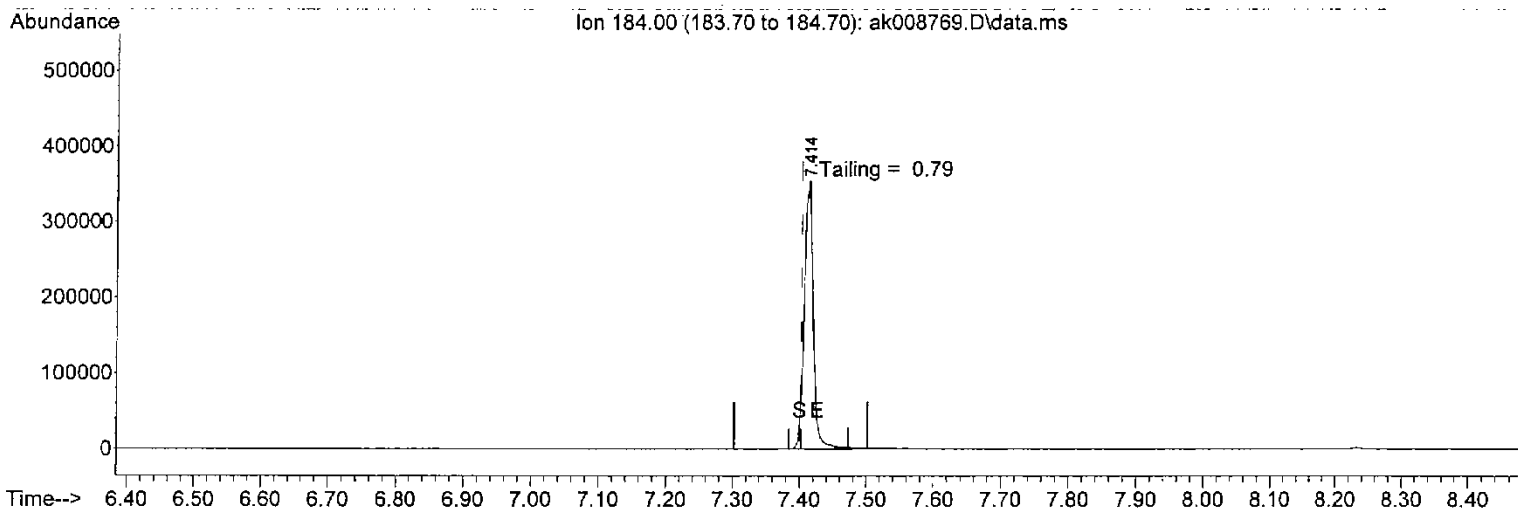
Ion	Exp%	Act%
266.00	100	100
0.00	0.00	0.00
0.00	0.00	0.00
0.00	0.00	0.00

Data File : G:\DATA\040407_a\ak008769.D
Sample : dftpp
Misc :
Acq On : 4 Apr 2007 15:34
InstName : sea040

Vial: 1

Operator: CLZ

DataAcq Meth:DFTPP.M
Quant Method : G:\Methods\dftpp.M
Quant Title :
QLast Update : Thu Apr 05 12:14:30 2007
Response via : Initial Calibration
Quant Results File: dftpp.RES



(3) Benzidine (T)

7.414min (+0.012) 2.29ug/ml

response 3225092

Ion	Exp%	Act%
184.00	100	100
0.00	0.00	0.00
0.00	0.00	0.00
0.00	0.00	0.00

Data File Name **ak008769.D**
Data File Path **G:\DATA\040407_a**
Operator **CLZ**

DFTPP.M

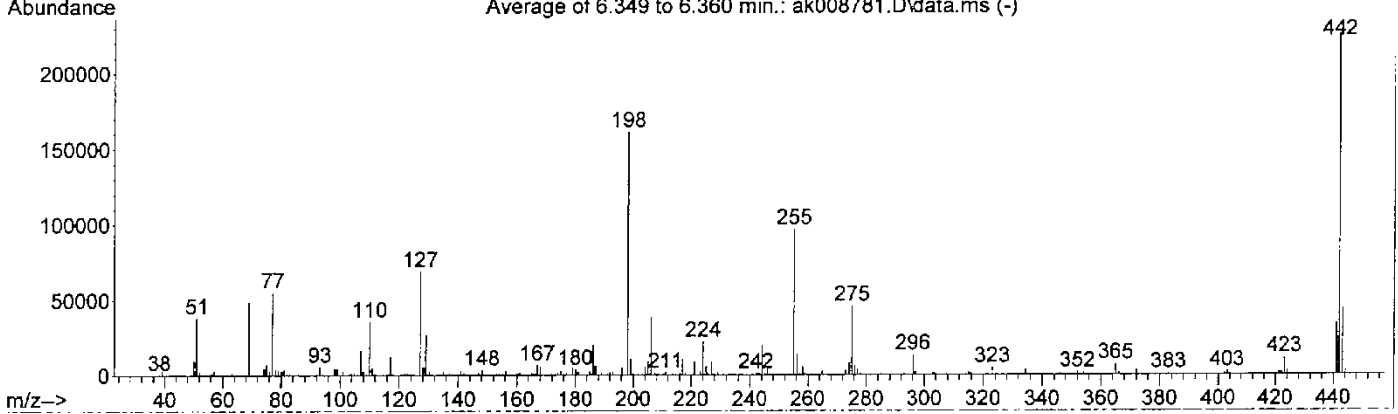
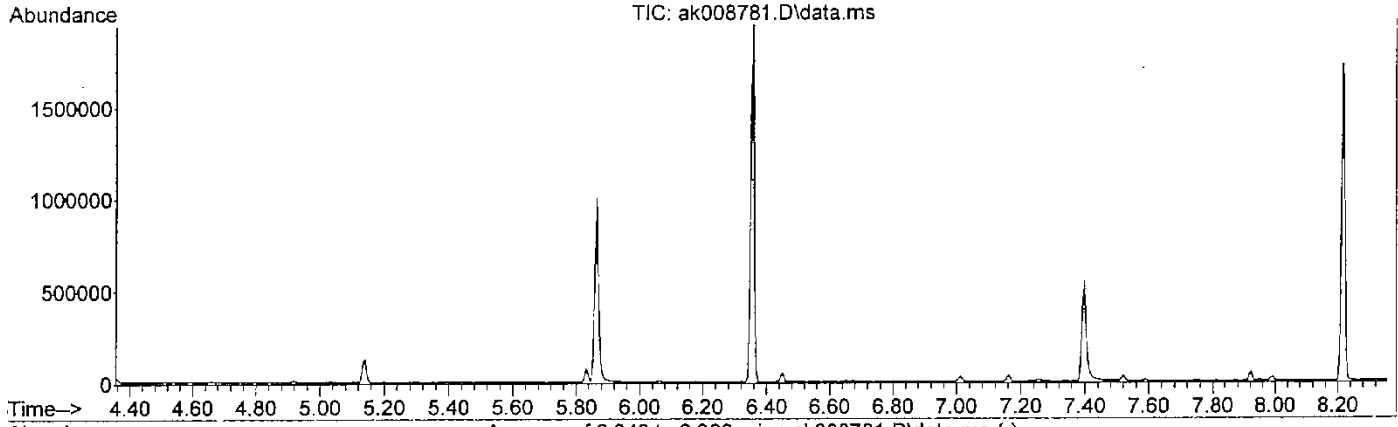
Sample Name **dftpp**

<u>#</u>	<u>Name</u>	<u>Ret Time</u>	<u>Target Response</u>	<u>Percent Breakdown</u>
4)	DDT	8.23	3130888.8	3.25%
5)	DDD	7.94	83889.476	Pass
6)	DDE	7.61	21189.12	
	SUM		3235967.396	

Data Path : G:\DATA\040407_a\
 Data File : ak008781.D
 Acq On : 4 Apr 2007 20:45
 Operator : CLZ
 Sample : dftpp
 Misc :
 ALS Vial : 1 Sample Multiplier: 1

Integration File: events.e

Method : G:\Methods\dftpp.M
 Title :
 Last Update : Fri Apr 06 11:22:08 2007



AutoFind: Scans 611, 612, 613; Background Corrected with Scan 607

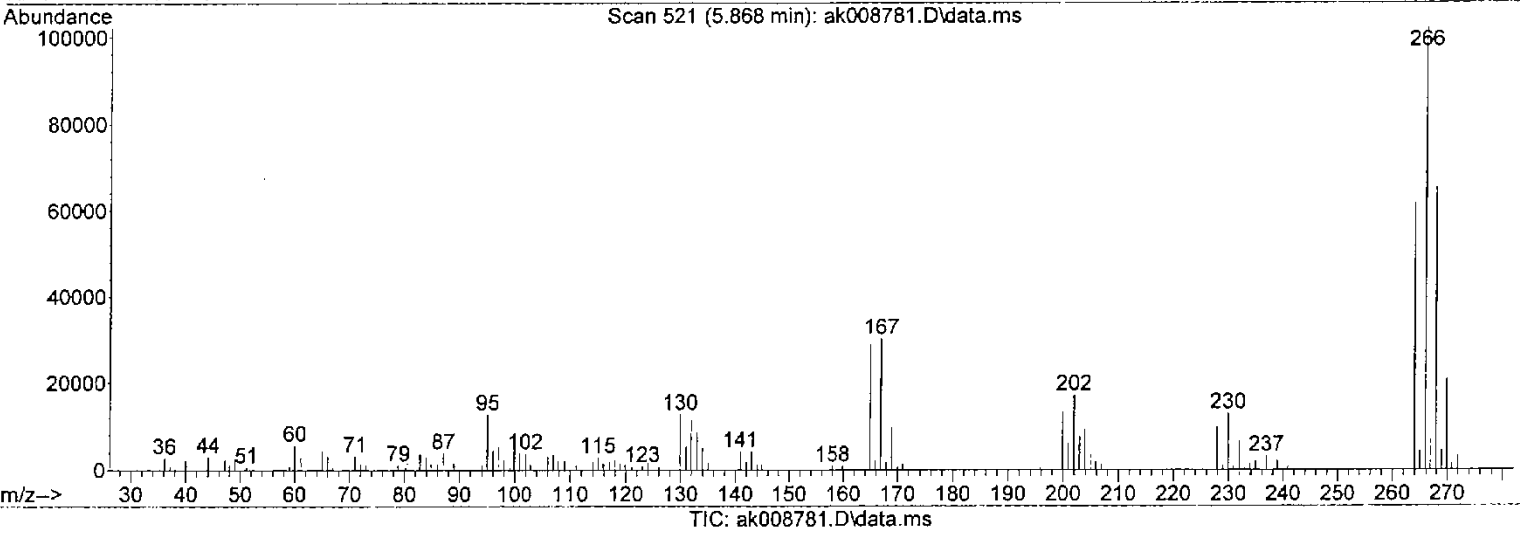
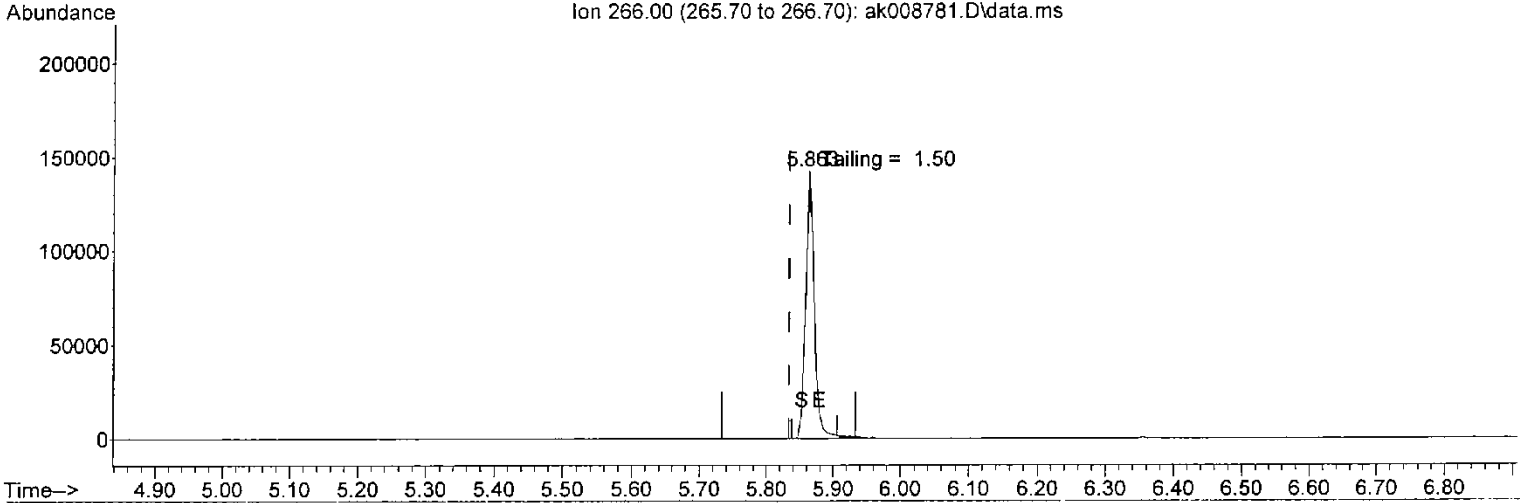
Target Mass	Rel. to Mass	Lower Limit%	Upper Limit%	Rel. Abn%	Raw Abn	Result Pass/Fail
51	442	10	80	16.9	38089	PASS
68	69	0.00	2	1.5	721	PASS
69	198	0.00	100	30.1	48473	PASS
70	69	0.00	2	0.0	0	PASS
127	442	10	80	30.5	68893	PASS
197	198	0.00	1	0.0	0	PASS
198	442	50	100	71.4	161138	PASS
199	198	5	9	6.5	10534	PASS
275	442	10	60	20.3	45805	PASS
365	198	1	100	4.5	7176	PASS
441	443	0.01	100	76.6	33576	PASS
442	442	50	100	100.0	225557	PASS
443	442	17	23	19.4	43837	PASS

Data File : G:\DATA\040407_a\ak008781.D
Sample : dftpp
Misc :
Acq On : 4 Apr 2007 20:45
InstName : sea040

Vial: 1

Operator: CLZ

DataAcq Meth:DFTPP.M
Quant Method : G:\Methods\dftpp.M
Quant Title :
QLast Update : Fri Apr 06 11:22:08 2007
Response via : Initial Calibration
Quant Results File: dftpp.RES



(1) Pentachlorophenol (T)

5.866min (+0.032) 4.24ug/ml

response 1235787

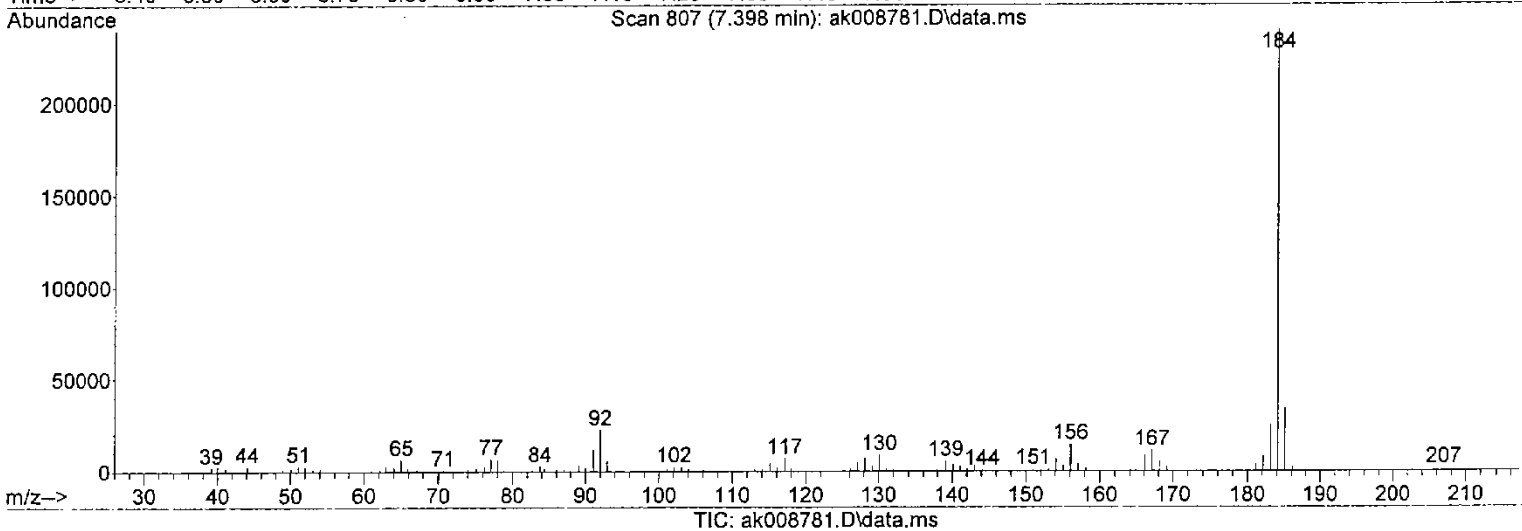
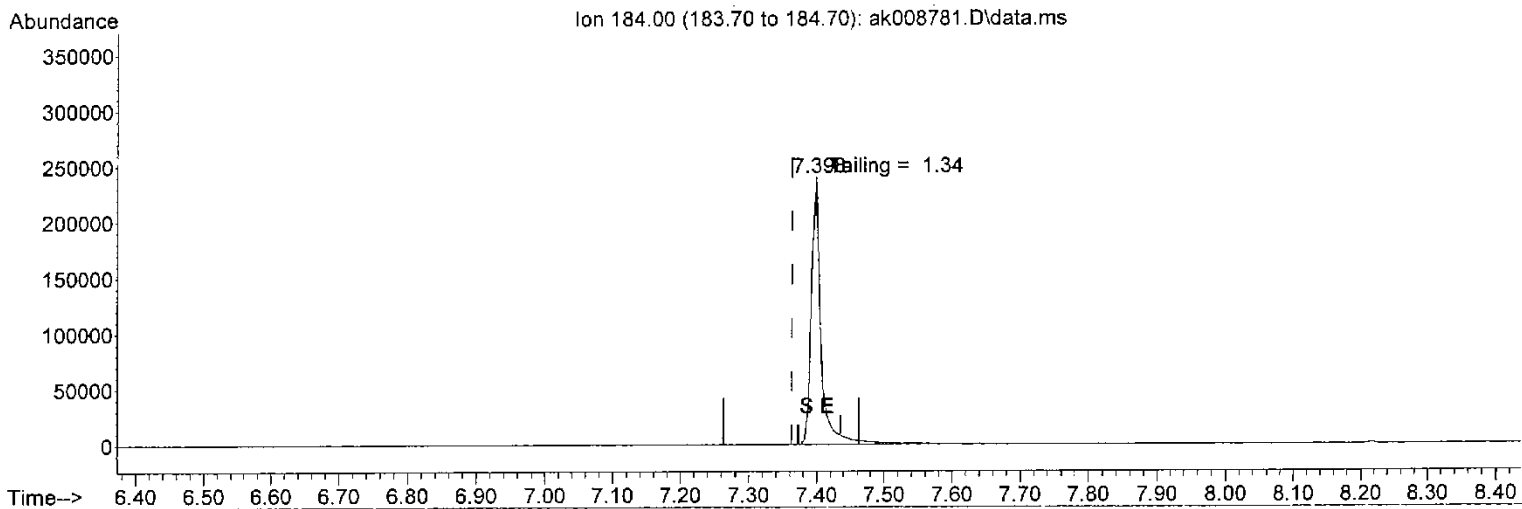
Ion	Exp%	Act%
266.00	100	100
0.00	0.00	0.00
0.00	0.00	0.00
0.00	0.00	0.00

Data File : G:\DATA\040407_a\ak008781.D
Sample : dftpp
Misc :
Acq On : 4 Apr 2007 20:45
InstName : sea040

Vial: 1

Operator: CLZ

DataAcq Meth:DFTPP.M
Quant Method : G:\Methods\dftpp.M
Quant Title :
QLast Update : Fri Apr 06 11:22:08 2007
Response via : Initial Calibration
Quant Results File: dftpp.RES



(3) Benzidine (T)

7.399min (+0.036) 1.48ug/ml

response 2088885

Ion	Exp%	Act%
184.00	100	100
0.00	0.00	0.00
0.00	0.00	0.00
0.00	0.00	0.00

Data File Name **ak008781.D**
Data File Path **G:\DATA\040407_a**
Operator **CLZ**

DFTPP.MSample Name **dfpp**

<u>#</u>	<u>Name</u>	<u>Ret Time</u>	<u>Target Response</u>	<u>Percent Breakdown</u>
4)	DDT	8.22	2542447.327	3.37%
5)	DDD	7.92	88708.713	Pass
6)	DDE	0.00	0	
	SUM		2631156.04	

METHOD BLANK

Data File : G:\DATA\040407_a\ak008786.D
Sample : MB 580-17263/1-AA
Misc : BTSS40040407A
Acq On : 4 Apr 2007 22:51
InstName : sea040

Vial: 16

Operator: CLZ

DataAcq Meth:8270.M
Quant Method : G:\Methods\8270_040407.M
Quant Title : USEPA Method 8270 Calibration
QLast Update : Thu Apr 05 15:10:44 2007
Response via : Initial Calibration
Quant Results File: 8270_040407.RES

Internal Standards	R.T.	QIon	Response	Conc	Units	Dev(Min)
1) 1,4-Dichlorobenzene-d4...	5.965	152	189427	1000.00	ug/L	0.00
21) Naphthalene - d8 (I)	7.077	136	715127	1000.00	ug/L	0.00
37) Acenaphthene - d10 (I)	8.559	162	343086	1000.00	ug/L	0.00
61) Phenanthrene - d10 (I)	9.939	188	444808	1000.00	ug/L	0.00
78) Chrysene - d12 (I)	12.886	240	205963	1000.00	ug/l	0.00
84) Perylene - d12 (I)	14.774	264	115410	1000.00	ug/L	0.00
System Monitoring Compounds						
4) 2 - Fluorophenol (S)	4.692	112	86559	358.86	ug/L	0.00
7) Phenol - d5 (S)	5.633	99	104549	359.53	ug/L	-0.01
22) Nitrobenzene - d5 (S)	6.457	82	65777	294.15	ug/L	0.00
42) 2 - Fluorobiphenyl (S)	7.987	172	199021	387.73	ug/L	0.00
64) 2,4,6 - Tribromophenol...	9.265	330	12898	231.72	ug/L	0.00
77) p - Terphenyl - d14 (S)	11.683	244	109180	383.90	ug/L	-0.01
Target Compounds						
57) Diethylphthalate	8.939	149	9003	11.74	ug/L	95
73) Di-n-butylphthalate	10.565	149	20350	32.04	ug/L	98
83) bis(2-Ethylhexyl)phtha...	12.966	149	46265	308.34	ug/L	89

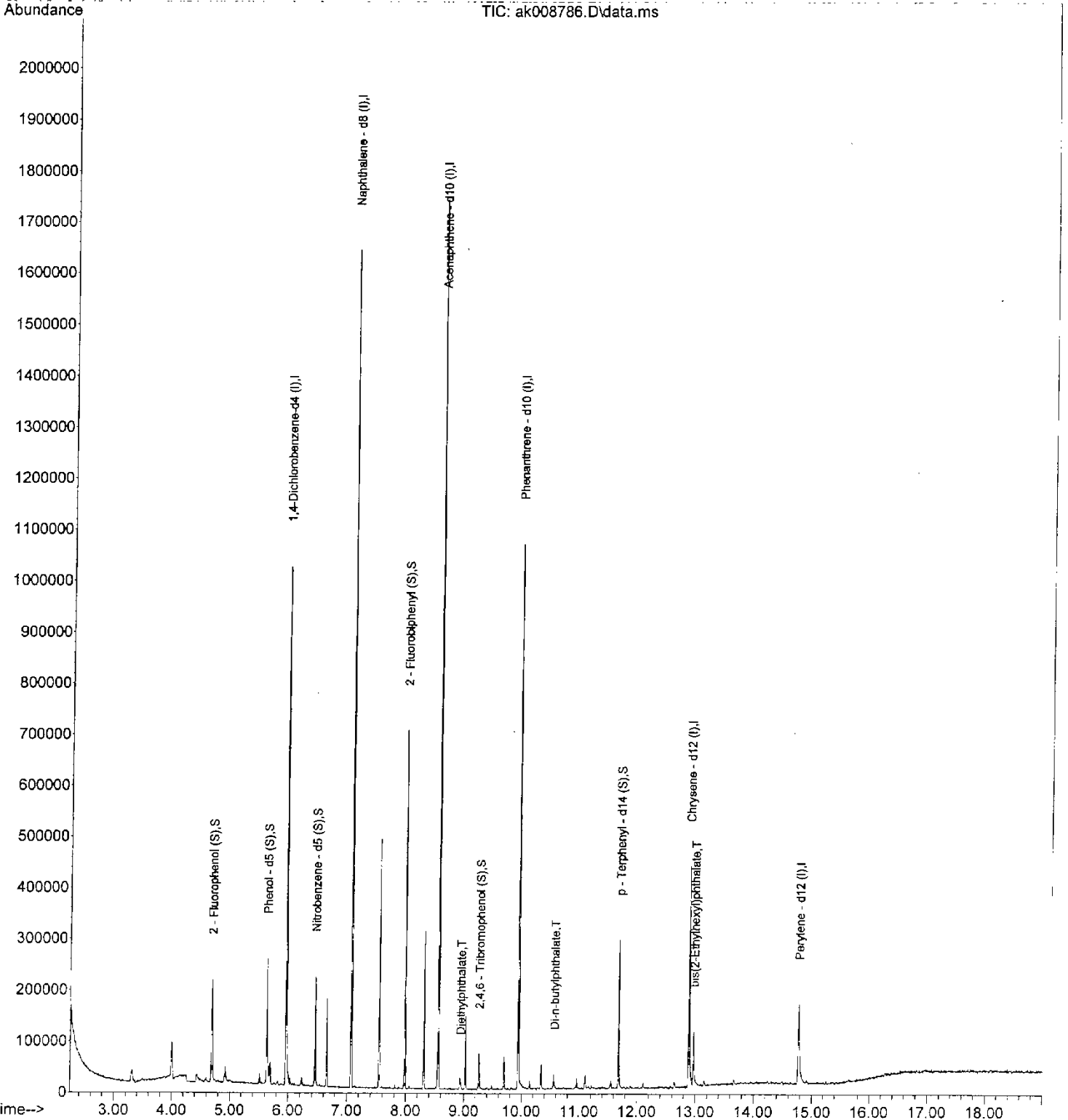
(#) = qualifier out of range (m) = manual integration (+) = signals summed

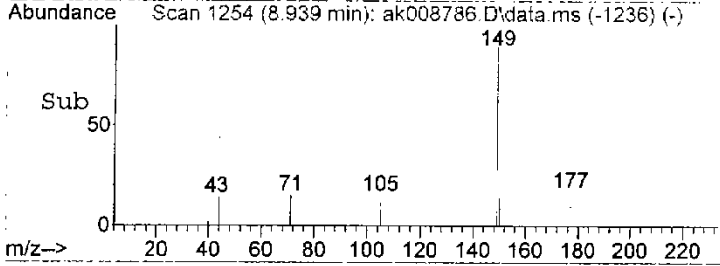
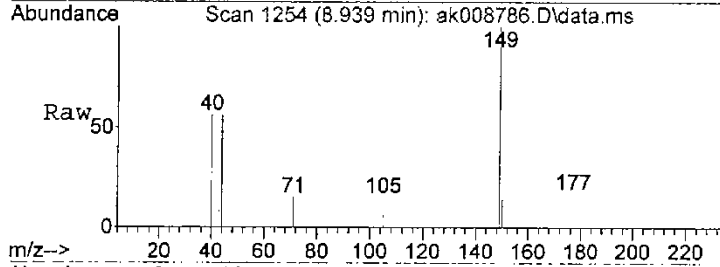

Data File : G:\DATA\040407_a\ak008786.D
Sample : MB 580-17263/1-AA
Misc : BTSS40040407A
Acq On : 4 Apr 2007 22:51
InstName : sea040

Vial: 16

Operator: CLZ

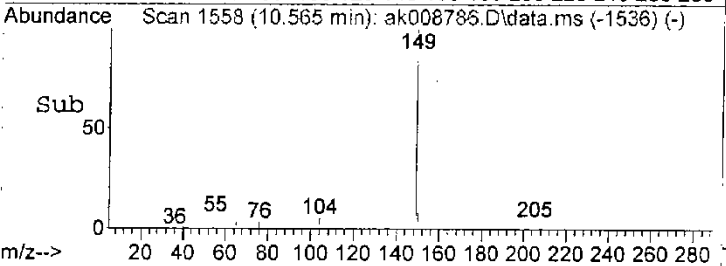
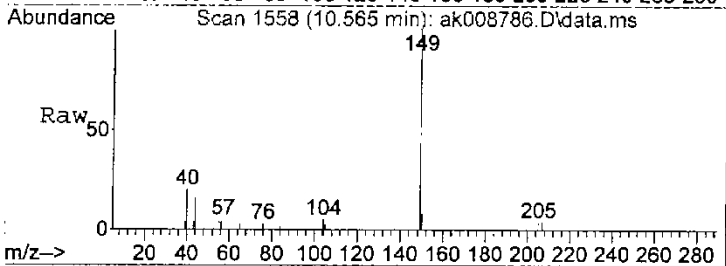
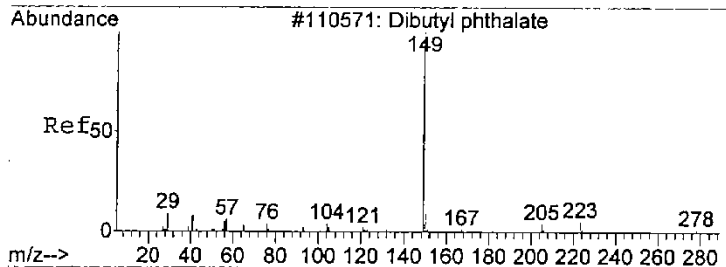
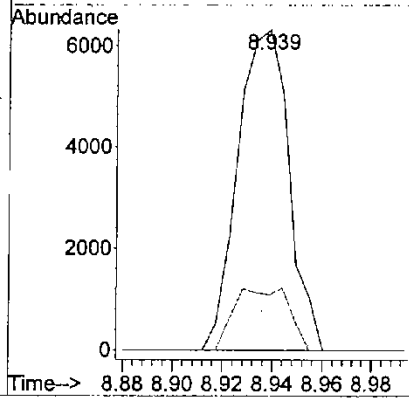
DataAcq Meth:8270.M
Quant Method : G:\Methods\8270_040407.M
Quant Title : USEPA Method 8270 Calibration
QLast Update : Thu Apr 05 15:10:44 2007
Response via : Initial Calibration
Quant Results File: 8270_040407.RES





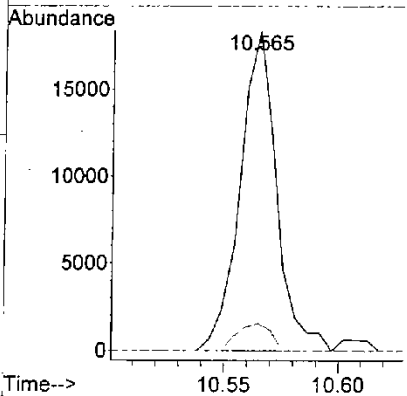
#57
Diethylphthalate
Concen: 11.74 ug/L
RT: 8.939 min Scan# 1254
Delta R.T. -0.005 min
Lab File: ak008786.D
Acq: 4 Apr 2007 22:51

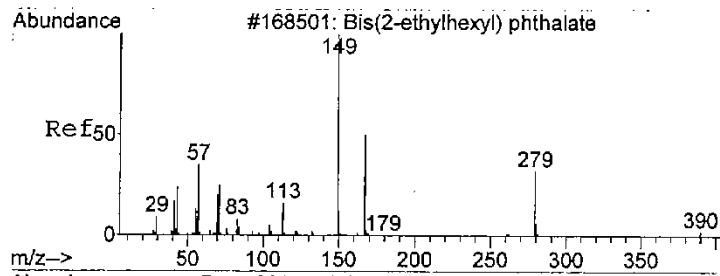
Tgt Ion:149 Resp: 9003
Ion Ratio Lower Upper
149 100
177 17.2 0.0 49.3



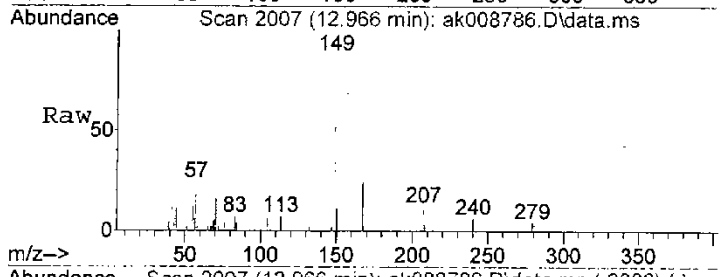
#73
Di-n-butylphthalate
Concen: 32.04 ug/L
RT: 10.565 min Scan# 1558
Delta R.T. -0.010 min
Lab File: ak008786.D
Acq: 4 Apr 2007 22:51

Tgt Ion:149 Resp: 20350
Ion Ratio Lower Upper
149 100
150 8.3 0.0 39.0



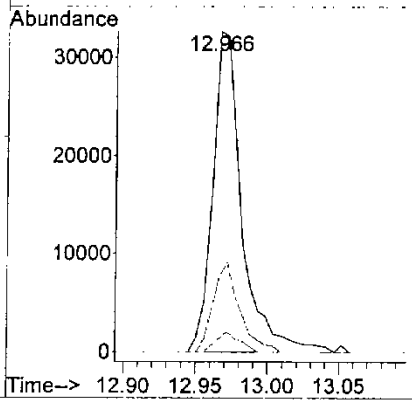
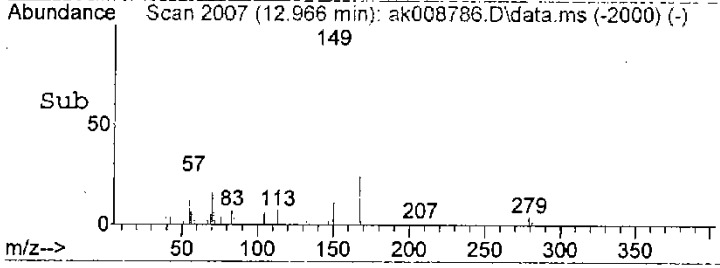


#83
 bis(2-Ethylhexyl)phthalate
 Concen: 308.34 ug/L
 RT: 12.966 min Scan# 2007
 Delta R.T. -0.065 min
 Lab File: ak008786.D
 Acq: 4 Apr 2007 22:51



Tgt Ion: 149 Resp: 46265

Ion	Ratio	Lower	Upper
149	100		
167	23.7	0.4	60.4
279	4.1	0.0	35.8



BLANK SPIKE

Data File : G:\DATA\040407_a\ak008787.D
Sample : LCS 580-17263/2-AA
Misc : BTSS40040407A
Acq On : 4 Apr 2007 23:18
InstName : sea040

Vial: 17

Operator: CLZ

DataAcq Meth:8270.M
Quant Method : G:\Methods\8270_040407.M
Quant Title : USEPA Method 8270 Calibration
QLast Update : Thu Apr 05 15:27:53 2007
Response via : Initial Calibration
Quant Results File: 8270_040407.RES

Internal Standards	R.T.	QIon	Response	Conc	Units	Dev(Min)
1) 1,4-Dichlorobenzene-d4...	5.965	152	181949	1000.00	ug/L	0.00
21) Naphthalene - d8 (I)	7.077	136	699720	1000.00	ug/L	0.00
37) Acenaphthene - d10 (I)	8.559	162	349725	1000.00	ug/L	0.00
61) Phenanthrene - d10 (I)	9.939	188	521129	1000.00	ug/L	0.00
78) Chrysene - d12 (I)	12.886	240	318275	1000.00	ug/l	0.00
84) Perylene - d12 (I)	14.774	264	201387	1000.00	ug/L	0.00

System Monitoring Compounds

4) 2 - Fluorophenol (S)	4.692	112	78272	338.19	ug/L	0.00
7) Phenol - d5 (S)	5.633	99	102119	365.61	ug/L	-0.01
22) Nitrobenzene - d5 (S)	6.462	82	47777	218.36	ug/L	0.01
42) 2 - Fluorobiphenyl (S)	7.987	172	176842	337.98	ug/L	0.00
64) 2,4,6 - Tribromophenol...	9.265	330	28352	394.08	ug/L	0.00
77) p - Terphenyl - d14 (S)	11.682	244	139838	419.69	ug/L	-0.01

Target Compounds

						Qvalue
2) N-Nitrosodimethylamine	3.023	74	288973	2186.20	ug/L	99
3) Pyridine	3.018	79	508949	2045.34	ug/L	99
5) Cyclohexanone	4.991	55	31381	220.59	ug/l	92
6) Aniline	5.681	93	136166	407.62	ug/L	96
8) Phenol	5.644	94	135341	473.00	ug/L	93
9) bis(2-Chloroethyl)ether	6.879	93	128644	447.21	ug/L	94
10) 2-Chlorophenol	5.767	128	115641	457.54	ug/L	84
11) Decane	5.826	57	104428	420.57	ug/L	96
12) 1,3-Dichlorobenzene	5.911	146	137878	448.21	ug/L	98
13) 1,4-Dichlorobenzene	5.981	146	143586	458.28	ug/L	98
14) Benzyl alcohol	6.098	79	72831	435.50	ug/L	98
15) 1,2-Dichlorobenzene	6.115	146	134279	458.97	ug/L	97
16) 2-Methylphenol	6.195	108	104172	452.57	ug/L	98
17) bis(2-chloroisopropyl)...	6.222	45	127836	437.08	ug/L	94
18) 3-&4-Methylphenol	6.328	108	104836	456.25	ug/L	94
19) n-Nitroso-di-n-propyla...	6.339	70	67596	428.05	ug/L	98
20) Hexachloroethane	6.414	201	45359	441.05	ug/L	90
23) Nitrobenzene	6.478	77	103230	428.07	ug/L	97
24) Isophorone	6.692	82	182488	455.65	ug/L	97
25) 2-Nitrophenol	6.751	139	41252	388.42	ug/L	87
26) 2,4-Dimethylphenol	6.788	107	101458	456.00	ug/L	91
27) bis(2-Chloroethoxy)met...	6.879	93	128644	447.45	ug/L	92
28) Benzoic Acid	6.842	105	892	508.94	ug/L #	19
29) 2,4-Dichlorophenol	6.954	162	84351	439.62	ug/L	95
30) 1,2,4-Trichlorobenzene	7.024	180	113403	466.39	ug/L	99
31) Naphthalene	7.093	128	378403	475.62	ug/L	99
32) 4-Chloroaniline	7.141	127	125119	475.13	ug/l	99
33) Hexachlorobutadiene	7.200	225	66801	473.17	ug/L	96
34) 4-Chloro-3-methylphenol	7.543	107	79021	440.25	ug/L	96
35) 2-Methylnaphthalene	7.682	141	188612	471.84	ug/L	99
36) 1-Methylnaphthalene	7.762	141	206675	483.95	ug/l	99
38) Hexachlorocyclopentadiene	7.810	237	31517	293.42	ug/L	97
39) 2,3-Dichloroaniline	7.917	161	113915	477.98	ug/L	99
40) 2,4,6-Trichlorophenol	7.912	196	58197	461.10	ug/L	62
41) 2,4,5-Trichlorophenol	7.938	196	61598	458.05	ug/L	97
43) 2-Chloronaphthalene	8.088	162	224148	499.94	ug/L	97
44) Biphenyl	8.072	154	288289	493.63	ug/L	99

Data File : G:\DATA\040407_a\ak008787.D
 Sample : LCS 580-17263/2-AA
 Misc : BTSS40040407A
 Acq On : 4 Apr 2007 23:18
 InstName : sea040

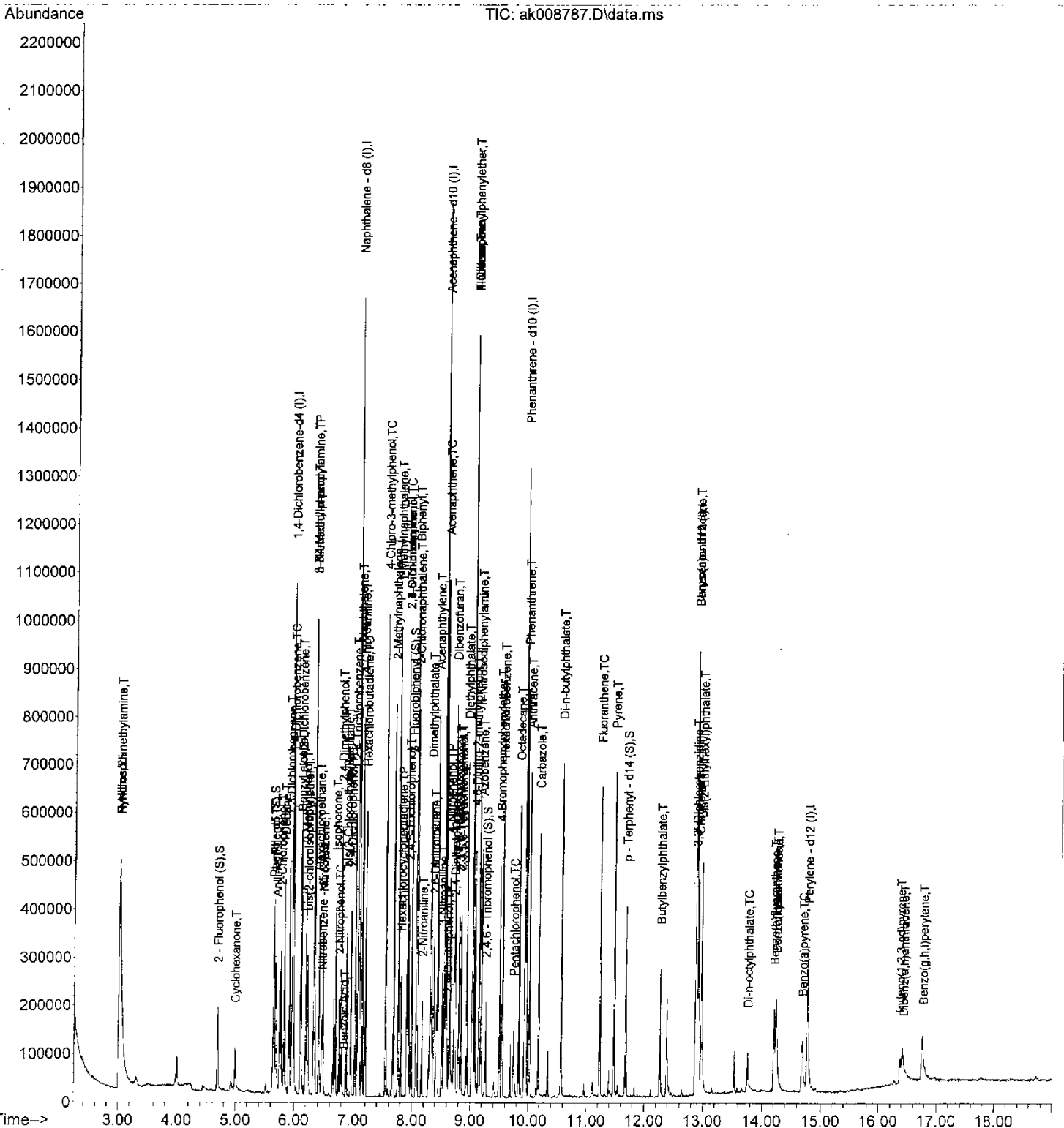
Vial: 17
 Operator: CLZ

DataAcq Meth:8270.M
 Quant Method : G:\Methods\8270_040407.M
 Quant Title : USEPA Method 8270 Calibration
 QLast Update : Thu Apr 05 15:27:53 2007
 Response via : Initial Calibration
 Quant Results File: 8270_040407.RES

Internal Standards	R.T.	QIon	Response	Conc	Units	Dev(Min)
45) 2-Nitroaniline	8.174	138	38193	349.85	ug/L	97
46) Dimethylphthalate	8.324	163	243337	523.91	ug/L	99
47) Acenaphthylene	8.436	152	315960	452.18	ug/L	99
48) 2,6-Dinitrotoluene	8.377	165	43826	444.68	ug/L	94
49) 3-Nitroaniline	8.516	138	36457	485.62	ug/L	92
50) Acenaphthene	8.586	153	229767	498.79	ug/L	99
51) 2,4-Dinitrophenol	8.607	184	20675	1051.91	ug/L #	58
52) 4-Nitrophenol	8.644	109	63971	2163.84	ug/L	93
53) Dibenzofuran	8.735	168	310075	507.29	ug/L	96
54) 2,4-Dinitrotoluene	8.719	165	50026	467.65	ug/L	94
55) 2,3,4,6-Tetrachlorophenol	8.800	232	49082	445.84	ug/L	92
56) 2,3,5,6-Tetrachlorophenol	8.842	232	53778	492.19	ug/l	86
57) Diethylphthalate	8.939	149	235308	494.95	ug/L	94
58) Fluorene	9.046	166	237161	518.49	ug/L	100
59) 4-Chlorophenylphenylether	9.046	204	117901	520.34	ug/L	98
60) 4-Nitroaniline	9.051	108	21794	572.88	ug/L	92
62) 4,6-Dinitro-2-methylph...	9.082	198	80308	1747.65	ug/L	90
63) n-Nitrosodiphenylamine	9.153	169	181868	505.23	ug/l	100
65) Azobenzene	9.190	77	187449	477.82	ug/L	87
66) 4-Bromophenylphenylether	9.506	248	68029	523.49	ug/L	95
67) Hexachlorobenzene	9.554	284	95283	538.50	ug/L #	1
68) Pentachlorophenol	9.746	266	25384	359.46	ug/L	94
69) Phenanthrene	9.966	178	316889	531.09	ug/L	90
70) Anthracene	10.019	178	272591	511.81	ug/L	97
71) Octadecane	9.837	57	109860	494.06	ug/L	85
72) Carbazole	10.180	167	220132	544.97	ug/L	87
73) Di-n-butylphthalate	10.565	149	354808	476.76	ug/L	99
74) Fluoranthene	11.233	202	268860	514.53	ug/L	99
75) Pyrene	11.485	202	288800	520.68	ug/L	99
76) Benzidine	11.399	184	34324	Below	Cal #	96
79) Butylbenzylphthalate	12.271	149	74073	415.15	ug/L	95
80) Benzo(a)anthracene	12.881	228	170213	483.38	ug/L	99
81) 3,3'-Dichlorobenzidine	12.865	252	80981	565.99	ug/L	95
82) Chrysene	12.918	228	196179	553.28	ug/L	97
83) bis(2-Ethylhexyl)phtha...	12.971	149	203952	754.84	ug/L	96
85) Di-n-octylphthalate	13.758	149	70250	436.78	ug/L	99
86) Benzo(b)fluoranthene	14.207	252	110432	420.27	ug/l	97
87) Benzo(k)fluoranthene	14.244	252	135253	496.76	ug/l	98
88) Benzofluoranthenes	14.243	252	279365	922.40	ug/L	89
89) Benzo(a)pyrene	14.688	252	95795	459.14	ug/L	99
90) Indeno(1,2,3-cd)pyrene	16.378	276	42674	313.75	ug/L	83
91) Dibenz(a,h)anthracene	16.444	278	68271	453.11	ug/L	91
92) Benzo(g,h,i)perylene	16.783	276	102467	519.46	ug/L	95

(#) = qualifier out of range (m) = manual integration (+) = signals summed

DataAcq Meth:8270.M
Quant Method : G:\Methods\8270_040407.M
Quant Title : USEPA Method 8270 Calibration
QLast Update : Thu Apr 05 15:27:53 2007
Response via : Initial Calibration
Quant Results File: 8270_040407.RES



Data File : G:\DATA\040407_a\ak008788.D
Sample : LCSD 580-17263/3-AA
Misc : BTSS40040407A
Acq On : 4 Apr 2007 23:46
InstName : sea040

Vial: 18
Operator: CLZ

DataAcq Meth:8270.M
Quant Method : G:\Methods\8270_040407.M
Quant Title : USEPA Method 8270 Calibration
QLast Update : Thu Apr 05 15:27:53 2007
Response via : Initial Calibration
Quant Results File: 8270_040407.RES

Internal Standards	R.T.	QIon	Response	Conc	Units	Dev(Min)
1) 1,4-Dichlorobenzene-d4...	5.965	152	166712	1000.00	ug/L	0.00
21) Naphthalene - d8 (I)	7.077	136	636798	1000.00	ug/L	0.00
37) Acenaphthene - d10 (I)	8.559	162	323170	1000.00	ug/L	0.00
61) Phenanthrene - d10 (I)	9.939	188	524436	1000.00	ug/L	0.00
78) Chrysene - d12 (I)	12.886	240	405329	1000.00	ug/l	0.00
84) Perylene - d12 (I)	14.774	264	273588	1000.00	ug/L	0.00

System Monitoring Compounds	R.T.	QIon	Response	Conc	Units	Dev(Min)
4) 2 - Fluorophenol (S)	4.692	112	78072	367.62	ug/L	0.00
7) Phenol - d5 (S)	5.633	99	100811	393.91	ug/L	-0.01
22) Nitrobenzene - d5 (S)	6.462	82	43650	219.21	ug/L	0.01
42) 2 - Fluorobiphenyl (S)	7.987	172	167929	347.32	ug/L	0.00
64) 2,4,6 - Tribromophenol...	9.265	330	28966	399.36	ug/L	0.00
77) p - Terphenyl - d14 (S)	11.682	244	165409	493.31	ug/L	-0.01

Target Compounds	R.T.	QIon	Response	Conc	Units	Qvalue
2) N-Nitrosodimethylamine	3.028	74	265151	2189.17	ug/L	95
3) Pyridine	3.023	79	468366	2053.85	ug/L	97
5) Cyclohexanone	4.991	55	28948	222.23	ug/l	95
6) Aniline	5.681	93	127544	416.31	ug/L	98
8) Phenol	5.644	94	129036	491.89	ug/L	91
9) bis(2-Chloroethyl)ether	6.879	93	118695	450.34	ug/L	98
10) 2-Chlorophenol	5.772	128	108141	466.73	ug/L	84
11) Decane	5.826	57	95751	420.87	ug/L	96
12) 1,3-Dichlorobenzene	5.911	146	130086	461.53	ug/L	96
13) 1,4-Dichlorobenzene	5.981	146	135885	473.34	ug/L	98
14) Benzyl alcohol	6.104	79	68257	445.21	ug/L	93
15) 1,2-Dichlorobenzene	6.115	146	125630	468.65	ug/L	97
16) 2-Methylphenol	6.195	108	97334	461.51	ug/L	96
17) bis(2-chloroisopropyl)...	6.227	45	118575	442.47	ug/L	95
18) 3-&4-Methylphenol	6.329	108	99151	470.41	ug/L	95
19) n-Nitroso-di-n-propyla...	6.339	70	62530	432.16	ug/L	98
20) Hexachloroethane	6.414	201	42310	449.01	ug/L	90
23) Nitrobenzene	6.478	77	96106	437.91	ug/L	98
24) Isophorone	6.692	82	168198	461.21	ug/L	98
25) 2-Nitrophenol	6.751	139	38851	400.38	ug/L	93
26) 2,4-Dimethylphenol	6.789	107	92648	457.49	ug/L	91
27) bis(2-Chloroethoxy)met...	6.879	93	118695	453.63	ug/L	98
28) Benzoic Acid	6.789	105	3228	537.08	ug/L #	1
29) 2,4-Dichlorophenol	6.954	162	81767	466.56	ug/L	95
30) 1,2,4-Trichlorobenzene	7.024	180	105327	475.98	ug/L	100
31) Naphthalene	7.093	128	350355	483.88	ug/L	99
32) 4-Chloroaniline	7.141	127	116804	487.38	ug/l	100
33) Hexachlorobutadiene	7.200	225	61360	477.57	ug/L	98
34) 4-Chloro-3-methylphenol	7.543	107	71318	436.59	ug/L	93
35) 2-Methylnaphthalene	7.682	141	176914	486.31	ug/L	96
36) 1-Methylnaphthalene	7.762	141	192597	495.55	ug/l	98
38) Hexachlorocyclopentadiene	7.810	237	30896	309.91	ug/L	96
39) 2,3-Dichloroaniline	7.917	161	107291	487.17	ug/L	99
40) 2,4,6-Trichlorophenol	7.912	196	54123	463.85	ug/L	56
41) 2,4,5-Trichlorophenol	7.938	196	60871	487.55	ug/L	94
43) 2-Chloronaphthalene	8.088	162	209207	504.96	ug/L	97
44) Biphenyl	8.072	154	266859	494.48	ug/L	99

Data File : G:\DATA\040407_a\ak008788.D
Sample : LCSD 580-17263/3-AA
Misc : BTSS40040407A
Acq On : 4 Apr 2007 23:46
InstName : sea040

Vial: 18

Operator: CLZ

DataAcq Meth:8270.M
Quant Method : G:\Methods\8270_040407.M
Quant Title : USEPA Method 8270 Calibration
QLast Update : Thu Apr 05 15:27:53 2007
Response via : Initial Calibration
Quant Results File: 8270_040407.RES

Internal Standards	R.T.	QIon	Response	Conc	Units	Dev(Min)
45) 2-Nitroaniline	8.174	138	36284	359.67	ug/L	95
46) Dimethylphthalate	8.329	163	219819	512.17	ug/L	94
47) Acenaphthylene	8.436	152	294219	455.67	ug/L	99
48) 2,6-Dinitrotoluene	8.377	165	40820	447.68	ug/L	93
49) 3-Nitroaniline	8.516	138	37560	541.43	ug/L	94
50) Acenaphthene	8.586	153	215886	507.17	ug/L	99
51) 2,4-Dinitrophenol	8.607	184	27853	1310.12	ug/L #	58
52) 4-Nitrophenol	8.650	109	65604	2372.79	ug/L	92
53) Dibenzofuran	8.735	168	294614	521.60	ug/L	97
54) 2,4-Dinitrotoluene	8.719	165	48893	491.14	ug/L	94
55) 2,3,4,6-Tetrachlorophenol	8.805	232	47340	462.36	ug/L	97
56) 2,3,5,6-Tetrachlorophenol	8.842	232	52364	516.59	ug/l	88
57) Diethylphthalate	8.939	149	209523	476.64	ug/L	98
58) Fluorene	9.046	166	225187	532.76	ug/L	97
59) 4-Chlorophenylphenylether	9.046	204	112619	537.87	ug/L	96
60) 4-Nitroaniline	9.051	108	22694	643.22	ug/L	92
62) 4,6-Dinitro-2-methylph...	9.082	198	90734	1906.42	ug/L	95
63) n-Nitrosodiphenylamine	9.153	169	173606	479.60	ug/l	99
65) Azobenzene	9.190	77	178288	451.60	ug/L	89
66) 4-Bromophenylphenylether	9.506	248	64983	496.89	ug/L	95
67) Hexachlorobenzene	9.554	284	88899	499.25	ug/L #	1
68) Pentachlorophenol	9.746	266	27304	384.21	ug/L	96
69) Phenanthrene	9.966	178	321059	534.69	ug/L	87
70) Anthracene	10.019	178	281075	524.42	ug/L	98
71) Octadecane	9.843	57	95710	427.71	ug/L	81
72) Carbazole	10.180	167	239127	588.27	ug/L	88
73) Di-n-butylphthalate	10.565	149	322312	430.37	ug/L	99
74) Fluoranthene	11.233	202	289029	549.64	ug/L	99
75) Pyrene	11.485	202	318869	571.26	ug/L	99
76) Benzidine	11.399	184	39419	Below Cal	ug/L #	98
79) Butylbenzylphthalate	12.271	149	79857	360.93	ug/L	98
80) Benzo(a)anthracene	12.881	228	220871	492.53	ug/L	100
81) 3,3'-Dichlorobenzidine	12.865	252	106600	587.40	ug/L	97
82) Chrysene	12.918	228	244993	542.55	ug/L	100
83) bis(2-Ethylhexyl)phtha...	12.972	149	174679	529.70	ug/L	98
85) Di-n-octylphthalate	13.758	149	87581	415.76	ug/L	96
86) Benzo(b)fluoranthene	14.207	252	151409	424.15	ug/l	98
87) Benzo(k)fluoranthene	14.250	252	182400	493.13	ug/l	100
88) Benzofluoranthenes	14.241	252	374752	911.15	ug/L	85
89) Benzo(a)pyrene	14.688	252	131023	462.26	ug/L	98
90) Indeno(1,2,3-cd)pyrene	16.378	276	58958	319.08	ug/L	86
91) Dibenz(a,h)anthracene	16.440	278	90585	442.54	ug/L	99
92) Benzo(g,h,i)perylene	16.783	276	139877	521.97	ug/L	97

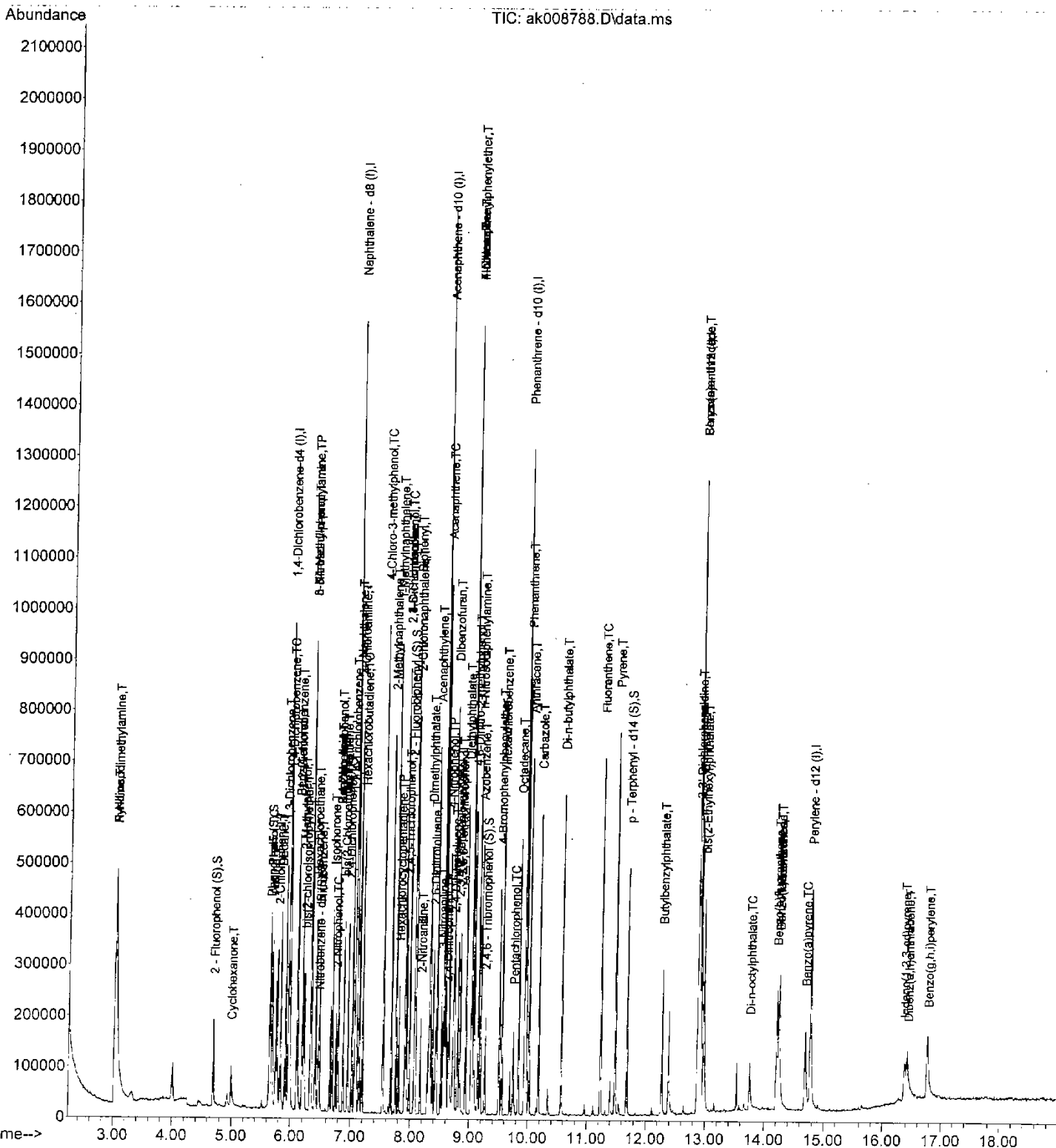
(#) = qualifier out of range (m) = manual integration (+) = signals summed

Data File : G:\DATA\040407 a\ak008788.D
Sample : LCSD 580-17263\3-AA
Misc : BTSS40040407A
Acq On : 4 Apr 2007 23:46
InstName : sea040

Vial: 18

Operator: CLZ

DataAcq Meth:8270.M
Quant Method : G:\Methods\8270_040407.M
Quant Title : USEPA Method 8270 Calibration
QLast Update : Thu Apr 05 15:27:53 2007
Response via : Initial Calibration
Quant Results File: 8270_040407.RES



MATIX SPIKE / MATRIX SPIKE DUPLICATE

Data File : G:\DATA\040407_a\ak008796.D
 Sample : 580-5453-C-9-L MS
 Misc : BTSS40040407A
 Acq On : 5 Apr 2007 3:25
 InstName : sea040

Vial: 26
 Operator: CLZ

DataAcq Meth:8270.M
 Quant Method : G:\Methods\8270_040407.M
 Quant Title : USEPA Method 8270 Calibration
 QLast Update : Thu Apr 05 15:27:53 2007
 Response via : Initial Calibration
 Quant Results File: 8270_040407.REB

Internal Standards	R.T.	QIon	Response	Conc	Units	Dev(Min)
1) 1,4-Dichlorobenzene-d4...	5.965	152	192280	1000.00	ug/L	0.00
21) Naphthalene - d8 (I)	7.077	136	740633	1000.00	ug/L	0.00
37) Acenaphthene - d10 (I)	8.559	162	374823	1000.00	ug/L	0.00
61) Phenanthrene - d10 (I)	9.939	188	583632	1000.00	ug/L	0.00
78) Chrysene - d12 (I)	12.886	240	328030	1000.00	ug/l	0.00
84) Perylene - d12 (I)	14.774	264	198990	1000.00	ug/L	0.00

System Monitoring Compounds	R.T.	QIon	Response	Conc	Units	Dev(Min)
4) 2 - Fluorophenol (S)	4.692	112	84405	344.97	ug/L	0.00
7) Phenol - d5 (S)	5.633	99	101869	345.12	ug/L	-0.01
22) Nitrobenzene - d5 (S)	6.462	82	62350	269.22	ug/L	0.01
42) 2 - Fluorobiphenyl (S)	7.986	172	91940	163.95	ug/L	0.00
64) 2,4,6 - Tribromophenol...	9.265	330	18430	248.23	ug/L	0.00
77) p - Terphenyl - d14 (S)	11.682	244	108547	290.89	ug/L	-0.01

Target Compounds	R.T.	QIon	Response	Conc	Units	Qvalue
2) N-Nitrosodimethylamine	3.028	74	272752	1963.58	ug/L	100
3) Pyridine	3.023	79	448907	1722.95	ug/L	97
5) Cyclohexanone	4.991	55	32718	217.35	ug/l	99
6) Aniline	5.681	93	100308	289.25	ug/L	96
8) Phenol	5.644	94	132458	438.49	ug/L	91
9) bis(2-Chloroethyl)ether	6.879	93	119071	391.69	ug/L	97
10) 2-Chlorophenol	5.767	128	109987	412.88	ug/L	84
11) Decane	5.825	57	59943	228.44	ug/L	96
12) 1,3-Dichlorobenzene	5.911	146	99495	306.06	ug/L	94
13) 1,4-Dichlorobenzene	5.981	146	104494	315.59	ug/L	98
14) Benzyl alcohol	6.098	79	76120	430.82	ug/L	95
15) 1,2-Dichlorobenzene	6.114	146	100351	324.57	ug/L	99
16) 2-Methylphenol	6.195	108	99608	409.49	ug/L	97
17) bis(2-chloroisopropyl)...	6.221	45	111023	359.20	ug/L	93
18) 3-&4-Methylphenol	6.328	108	105864	436.71	ug/L	97
19) n-Nitroso-di-n-propyla...	6.339	70	65314	391.38	ug/L	98
20) Hexachloroethane	6.414	201	27357	251.72	ug/L	85
23) Nitrobenzene	6.478	77	97519	382.05	ug/L	96
24) Isophorone	6.692	82	173619	411.60	ug/L	96
25) 2-Nitrophenol	6.751	139	45300	401.28	ug/L	89
26) 2,4-Dimethylphenol	6.788	107	100900	429.50	ug/L	93
27) bis(2-Chloroethoxy)met...	6.879	93	119071	391.27	ug/L	97
28) Benzoic Acid	6.826	105	91944	1398.70	ug/L	77
29) 2,4-Dichlorophenol	6.954	162	85935	424.10	ug/L	96
30) 1,2,4-Trichlorobenzene	7.024	180	99100	385.05	ug/L	97
31) Naphthalene	7.093	128	335013	397.82	ug/L	98
32) 4-Chloroaniline	7.141	127	106563	382.31	ug/l	98
33) Hexachlorobutadiene	7.200	225	54568	365.17	ug/L	98
34) 4-Chloro-3-methylphenol	7.542	107	82911	436.40	ug/L	96
35) 2-Methylnaphthalene	7.681	141	175489	414.76	ug/L	99
36) 1-Methylnaphthalene	7.762	141	198794	439.78	ug/l	98
38) Hexachlorocyclopentadiene	7.810	237	10090	100.56	ug/L	95
39) 2,3-Dichloroaniline	7.917	161	110378	432.12	ug/L	99
40) 2,4,6-Trichlorophenol	7.911	196	63687	470.12	ug/L	54
41) 2,4,5-Trichlorophenol	7.938	196	61991	432.09	ug/L	96
43) 2-Chloronaphthalene	8.088	162	207234	431.27	ug/L	98
44) Biphenyl	8.072	154	267444	427.28	ug/L	98

Data File : G:\DATA\040407_a\ak008796.D
Sample : 580-5453-C-9-L MS
Misc : BTSS40040407A
Acq On : 5 Apr 2007 3:25
InstName : sea040

Vial: 26

Operator: CLZ

DataAcq Meth:8270.M
Quant Method : G:\Methods\8270_040407.M
Quant Title : USEPA Method 8270 Calibration
QLast Update : Thu Apr 05 15:27:53 2007
Response via : Initial Calibration
Quant Results File: 8270_040407.RES

Internal Standards	R.T.	QIon	Response	Conc	Units	Dev(Min)
45) 2-Nitroaniline	8.174	138	44184	377.63	ug/L	94
46) Dimethylphthalate	8.329	163	227354	456.73	ug/L	91
47) Acenaphthylene	8.436	152	298706	398.87	ug/L	99
48) 2,6-Dinitrotoluene	8.377	165	43926	420.23	ug/L	91
49) 3-Nitroaniline	8.516	138	36328	451.50	ug/L	90
50) Acenaphthene	8.585	153	219873	445.35	ug/L	99
51) 2,4-Dinitrophenol	8.607	184	36223	1408.76	ug/L #	58
52) 4-Nitrophenol	8.650	109	63825	2031.71	ug/L	97
53) Dibenzofuran	8.735	168	290097	442.82	ug/L	96
54) 2,4-Dinitrotoluene	8.719	165	49686	437.69	ug/L	95
55) 2,3,4,6-Tetrachlorophenol	8.799	232	52045	441.82	ug/L	89
56) 2,3,5,6-Tetrachlorophenol	8.842	232	56043	479.61	ug/l	83
57) Diethylphthalate	8.938	149	230809	452.31	ug/L	95
58) Fluorene	9.045	166	232575	474.42	ug/L	98
59) 4-Chlorophenylphenylether	9.045	204	115723	476.53	ug/L	94
60) 4-Nitroaniline	9.056	108	20544	505.77	ug/L	91
62) 4,6-Dinitro-2-methylph...	9.081	198	106003	1978.49	ug/L	92
63) n-Nitrosodiphenylamine	9.152	169	179266	445.51	ug/l	99
65) Azobenzene	9.190	77	182462	415.29	ug/L	86
66) 4-Bromophenylphenylether	9.505	248	66795	458.95	ug/L	95
67) Hexachlorobenzene	9.553	284	93750	473.09	ug/L #	1
68) Pentachlorophenol	9.746	266	33019	417.51	ug/L	98
69) Phenanthrene	9.965	178	340256	509.19	ug/L	89
70) Anthracene	10.019	178	285584	478.78	ug/L	99
71) Octadecane	9.837	57	114338	459.13	ug/L	84
72) Carbazole	10.179	167	226116	499.84	ug/L	89
73) Di-n-butylphthalate	10.564	149	391063	469.21	ug/L	100
74) Fluoranthene	11.233	202	312744	534.41	ug/L	100
75) Pyrene	11.484	202	332854	535.84	ug/L	99
76) Benzidine	11.399	184	20766	Below	Cal #	93
79) Butylbenzylphthalate	12.271	149	106505	554.76	ug/L	96
80) Benzo(a)anthracene	12.880	228	180038	496.08	ug/L	98
81) 3,3'-Dichlorobenzidine	12.864	252	81845	553.66	ug/L	99
82) Chrysene	12.918	228	181399	496.39	ug/L	99
83) bis(2-Ethylhexyl)phtha...	12.971	149	278039	976.71	ug/L	96
85) Di-n-octylphthalate	13.758	149	144258	717.17	ug/L	98
86) Benzo(b)fluoranthene	14.207	252	117752	453.52	ug/l	98
87) Benzo(k)fluoranthene	14.244	252	123798	460.16	ug/l	97
88) Benzofluoranthenes	14.239	252	270728	905.18	ug/L	81
89) Benzo(a)pyrene	14.688	252	99399	482.16	ug/L	99
90) Indeno(1,2,3-cd)pyrene	16.381	276	41593	309.48	ug/L	89
91) Dibenz(a,h)anthracene	16.434	278	47311	317.78	ug/L	97
92) Benzo(g,h,i)perylene	16.783	276	86868	445.69	ug/L	98

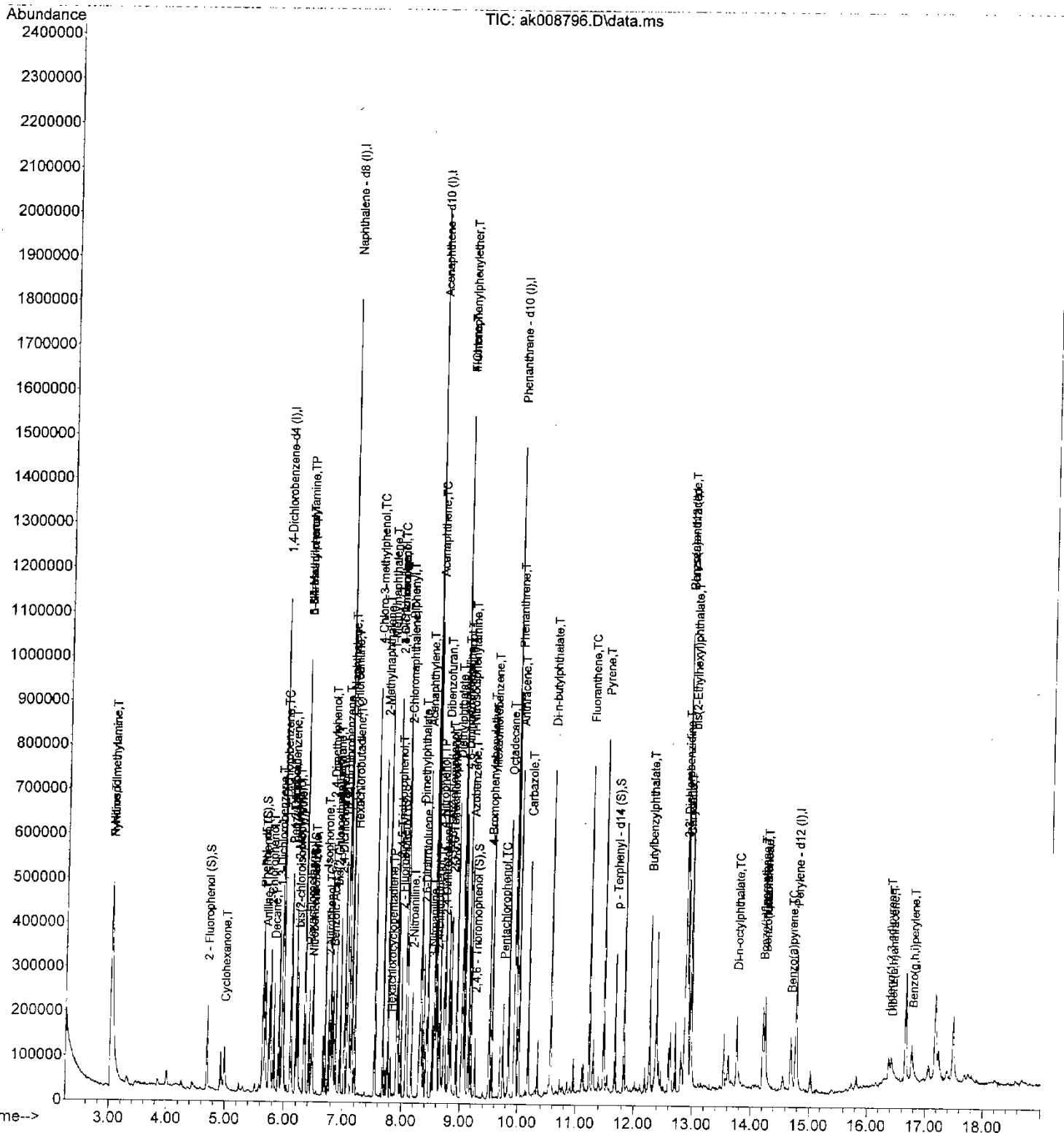
(#) = qualifier out of range (m) = manual integration (+) = signals summed

Data File : G:\DATA\040407_a\ak008796.D
Sample : 580-5453-C-9-L MS
Misc : BTSS40040407A
Acq On : 5 Apr 2007 3:25
InstName : sea040

Vial: 26

Operator: CLZ

DataAcq Meth:8270.M
Quant Method : G:\Methods\8270_040407.M
Quant Title : USEPA Method 8270 Calibration
QLast Update : Thu Apr 05 15:27:53 2007
Response via : Initial Calibration
Quant Results File: 8270_040407.RES



Data File : G:\DATA\040407_a\ak008797.D
 Sample : 580-5453-C-9-M MSD
 Misc : BTSS40040407A
 Acq On : 5 Apr 2007 3:53
 InstName : sea040

Vial: 27

Operator: CLZ

DataAcq Meth:8270.M
 Quant Method : G:\Methods\8270_040407.M
 Quant Title : USEPA Method 8270 Calibration
 QLast Update : Thu Apr 05 15:27:53 2007
 Response via : Initial Calibration
 Quant Results File: 8270_040407.RES

Internal Standards	R.T.	QIon	Response	Conc	Units	Dev(Min)
45) 2-Nitroaniline	8.174	138	44368	393.08	ug/L	95
46) Dimethylphthalate	8.329	163	218982	456.01	ug/L	90
47) Acenaphthylene	8.436	152	292407	404.75	ug/L	99
48) 2,6-Dinitrotoluene	8.377	165	43291	427.86	ug/L	90
49) 3-Nitroaniline	8.516	138	36661	472.32	ug/L	87
50) Acenaphthene	8.586	153	211753	444.61	ug/L	98
51) 2,4-Dinitrophenol	8.607	184	41855	1587.63	ug/L #	56
52) 4-Nitrophenol	8.650	109	67458	2201.85	ug/L	89
53) Dibenzofuran	8.735	168	282328	446.74	ug/L	97
54) 2,4-Dinitrotoluene	8.719	165	49349	448.91	ug/L	93
55) 2,3,4,6-Tetrachlorophenol	8.805	232	51849	454.04	ug/L	99
56) 2,3,5,6-Tetrachlorophenol	8.842	232	56652	500.78	ug/l	85
57) Diethylphthalate	8.939	149	224769	456.68	ug/L	97
58) Fluorene	9.046	166	225976	477.83	ug/L	100
59) 4-Chlorophenylphenylether	9.046	204	110874	473.28	ug/L	96
60) 4-Nitroaniline	9.051	108	22986	584.05	ug/L	96
62) 4,6-Dinitro-2-methylph...	9.082	198	109430	2026.43	ug/L	93
63) n-Nitrosodiphenylamine	9.153	169	176632	438.77	ug/l	99
65) Azobenzene	9.190	77	177092	402.79	ug/L	85
66) 4-Bromophenylphenylether	9.506	248	67427	462.96	ug/L	96
67) Hexachlorobenzene	9.554	284	91181	459.80	ug/L #	1
68) Pentachlorophenol	9.746	266	32374	409.06	ug/L	97
69) Phenanthrene	9.966	178	322500	482.27	ug/L	88
70) Anthracene	10.019	178	284355	476.39	ug/L	98
71) Octadecane	9.837	57	110513	443.46	ug/L	84
72) Carbazole	10.180	167	234761	518.58	ug/L	88
73) Di-n-butylphthalate	10.565	149	377147	452.19	ug/L	98
74) Fluoranthene	11.233	202	302952	517.31	ug/L	98
75) Pyrene	11.485	202	323358	520.18	ug/L	97
76) Benzidine	11.399	184	20281	Below Cal	Cal #	95
79) Butylbenzylphthalate	12.271	149	105285	494.71	ug/L	97
80) Benzo(a)anthracene	12.875	228	196042	479.87	ug/L	96
81) 3,3'-Dichlorobenzidine	12.865	252	103413	630.07	ug/L	97
82) Chrysene	12.918	228	196161	476.86	ug/L	98
83) bis(2-Ethylhexyl)phtha...	12.966	149	298776	935.44	ug/L	98
85) Di-n-octylphthalate	13.758	149	151905	610.97	ug/L	97
86) Benzo(b)fluoranthene	14.207	252	144313	425.22	ug/l	99
87) Benzo(k)fluoranthene	14.244	252	158325	450.23	ug/l	97
88) Benzofluoranthenes	14.239	252	333571	854.83	ug/L	89
89) Benzo(a)pyrene	14.688	252	131610	488.40	ug/L	100
90) Indeno(1,2,3-cd)pyrene	16.381	276	66295	377.38	ug/L	93
91) Dibenz(a,h)anthracene	16.446	278	94572	485.97	ug/L	90
92) Benzo(g,h,i)perylene	16.781	276	128125	502.90	ug/L	93

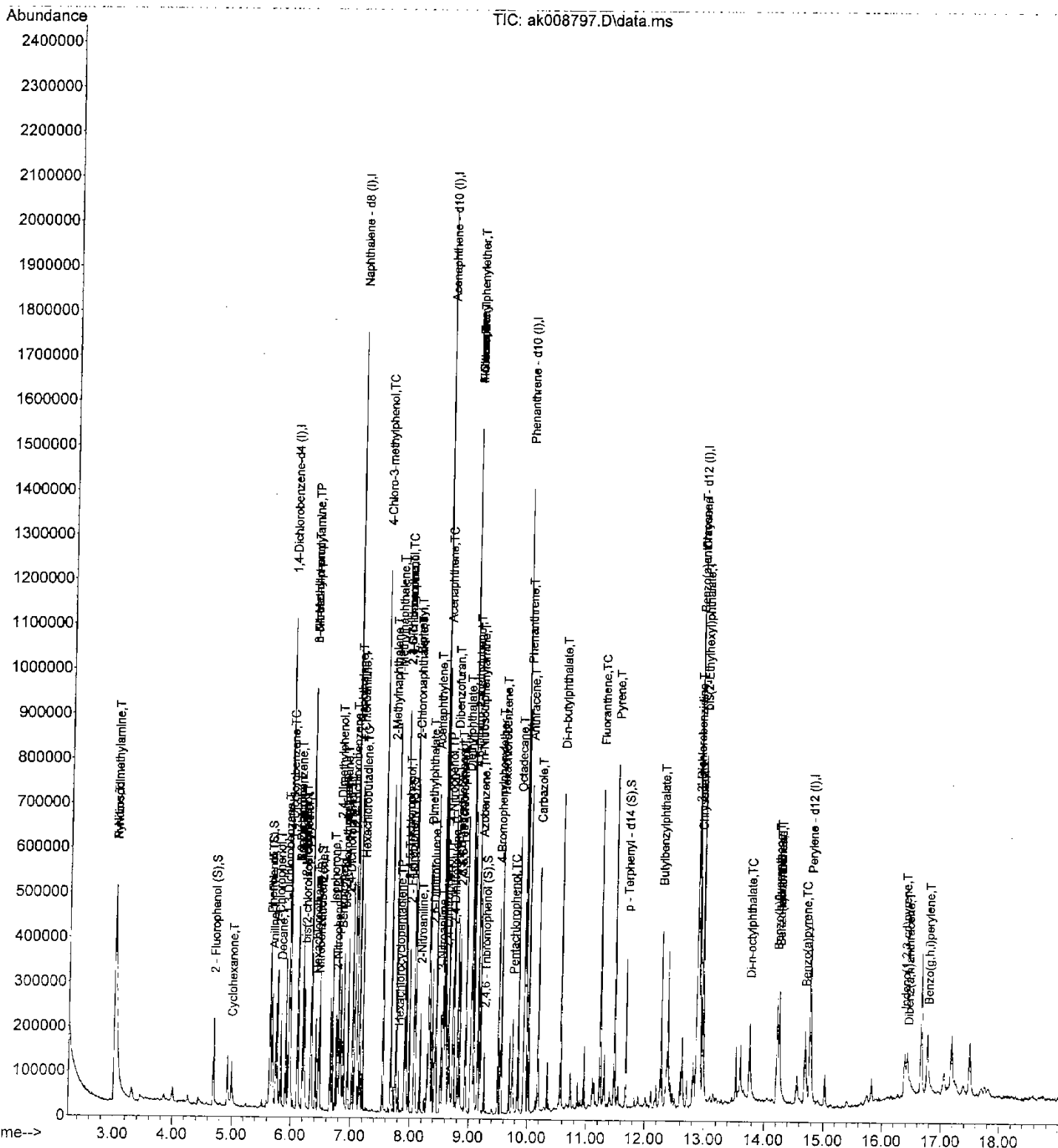
(#) = qualifier out of range (m) = manual integration (+) = signals summed

Data File : G:\DATA\040407_a\ak008797.D
Sample : 580-5453-C-9-M MSD
Misc : BTSS40040407A
Acq On : 5 Apr 2007 3:53
InstName : sea040

Vial: 27

Operator: CLZ

DataAcq Meth:8270.M
Quant Method : G:\Methods\8270_040407.M
Quant Title : USEPA Method 8270 Calibration
QLast Update : Thu Apr 05 15:27:53 2007
Response via : Initial Calibration
Quant Results File: 8270_040407.RES



LABORATORY WORKSHEETS

Solid SW-846-3500 Analysis Sheet

(To Accompany Samples to Instruments)

Batch Number: 580-17263

Analyst: Durrant, Stephanie

Batch Open: 4/4/2007 6:36:14AM

Method Code: 580-3550B_LL-580

Batch End:

Ultrasonic Extraction (Low Level)

Input Sample Lab ID (Analytical Method)	SDG	Initial Amount	Final Amount	Due Date	Analytical TAT	Div Rank	Comments	Output Sample Lab ID
1 MB-580-17263/1 N/A	N/A	20 g	2 mL	N/A	N/A	N/A		580-17263-1-A-A
2 LCS-580-17263/2 N/A	N/A	20 g	2 mL	N/A	N/A	N/A		580-17263-2-A-A
3 LCSD-580-17263/3 N/A	N/A	20 g	2 mL	N/A	N/A	N/A		580-17263-3-A-A
4 580-5372-A-3 (8270C)	N/A	20.3340 g	2 mL	4/10/07	13_Days - E	4		580-5372-A-3-C
5 580-5385-B-11 (8270C)	N/A	20.5909 g	2 mL	4/4/07	8_Days - R	4	Some Sample lost in N EPP	580-5385-B-11-D
6 580-5385-B-12 (8270C)	N/A	20.2425 g	2 mL	4/11/07	13_Days - E	4		580-5385-B-12-D
7 580-5404-A-13 (8270C)	N/A	20.1434 g	2 mL	4/12/07	13_Days - E	4		580-5404-A-13-D
8 580-5404-A-14 (8270C)	N/A	20.5359 g	2 mL	4/12/07	13_Days - E	4		580-5404-A-14-D
9 580-5407-A-6 (8270C)	N/A	20.1602 g	2 mL	4/12/07	13_Days - E	4		580-5407-A-6-C
10 580-5407-A-5 (8270C)	N/A	20.4017 g	2 mL	4/12/07	13_Days - E	4		580-5407-A-5-C
11 580-5453-C-9 (8270C)	N/A	20.4410 g	2 mL	4/12/07	8_Days - R	2		580-5453-C-9-K
12 580-5453-C-9-MS (8270C)	N/A	20.6315 g	2 mL	4/12/07	8_Days - R	2		580-5453-C-9-L-MS
13 580-5453-C-9-MSD (8270C)	N/A	20.9095 g	2 mL	4/12/07	8_Days - R	2		580-5453-C-9-M-MSD

Solid SW-846-3500 Analysis Sheet

(To Accompany Samples to Instruments)

Batch Number: 580-17263

Method Code: 580-3550B_LL-580

Analyst: Durrant, Stephanie

Batch Open: 4/4/2007 6:36:14AM

Batch End:

Batch Notes

Batch Comment

Person's name who did the
concentration

Vendor lot number C40465

Prep Solvent Volume Used 10

Person's name who witnessed
reagent drop

Solvent methylene chloride

Vendor of Reagent used jt baker

Solid SW-846-3500 Analysis Sheet

(To Accompany Samples to Instruments)

Batch Number: 580-17263

Analyst: Durrant, Stephanie

Batch Open: 4/4/2007 6:36:14AM

Method Code: 580-3550B_LL-580

Batch End:

Comments

Login Comments for Job 5372: PND07-9 4oz soil jar rcvd broken...
PHD07-9 Methanol preserved sample in non pretared jar...

580-5372-A-3 Method Comments: Low Level - Extract 20 grams to 2 mls

580-5385-B-11 Method Comments: Low Level - Extract 20 grams to 2 mls

580-5385-B-12 Method Comments: Low Level - Extract 20 grams to 2 mls

580-5404-A-13 Method Comments: Low Level - Extract 20 grams to 2 mls

580-5404-A-14 Method Comments: Low Level - Extract 20 grams to 2 mls

580-5407-A-6 Method Comments: Low Level - Extract 20 grams to 2 mls

580-5407-A-5 Method Comments: Low Level - Extract 20 grams to 2 mls

580-5453-C-9 Method Comments: Low Level - Extract 20 grams to 2 mls

580-5453-C-9~MS Method Comments: Low Level - Extract 20 grams to 2 mls

580-5453-C-9~MSD Method Comments: Low Level - Extract 20 grams to 2 mls

Solid SW-846-3500 Analysis Sheet

(To Accompany Samples to Instruments)

Batch Number: 580-17263

Method Code: 580-3550B_LL-580

Analyst: Durrant, Stephanie

Batch Open: 4/4/2007 6:36:14AM

Batch End:

Reagent Additions Worksheet

Lab ID	Reagent Code	Amount Added	Final Amount	By	Witness
MB 580-17263/1	8270surr_00025	10 uL	2 mL		
LCS 580-17263/2	8270flspk_00015	10 uL	2 mL		
LCS 580-17263/2	8270surr_00025	10 uL	2 mL		
LCSD 580-17263/3	8270flspk_00015	10 uL	2 mL		
LCSD 580-17263/3	8270surr_00025	10 uL	2 mL		
580-5372-A-3	8270surr_00025	10 uL	2 mL		
580-5385-B-11	8270surr_00025	10 uL	2 mL		
580-5385-B-12	8270surr_00025	10 uL	2 mL		
580-5404-A-13	8270surr_00025	10 uL	2 mL		
580-5404-A-14	8270surr_00025	10 uL	2 mL		
580-5407-A-6	8270surr_00025	10 uL	2 mL		
580-5407-A-5	8270surr_00025	10 uL	2 mL		
580-5453-C-9	8270surr_00025	10 uL	2 mL		
580-5453-C-9 MS	8270flspk_00015	10 uL	2 mL		
580-5453-C-9 MS	8270surr_00025	10 uL	2 mL		
580-5453-C-9 MSD	8270flspk_00015	10 uL	2 mL		
580-5453-C-9 MSD	8270surr_00025	10 uL	2 mL		

Solid SW-846-3500 Analysis Sheet

(To Accompany Samples to Instruments)

Batch Number: 580-17263

Analyst: Durrant, Stephanie

Batch Open: 4/4/2007 6:36:14AM

Method Code: 580-3550B_LL-580

Batch End:

Reagent	Other Reagents:	Amount/Units	Lot#:

ORGANOTIN DATA PACKAGE

SAMPLE DATA

Data File : T:\DATA\0492007\L22788.D Vial: 0
Acq On : 06 Apr 2007 23:07 Operator: Brent Hepner SEI
Sample : 580-5372-c-3-b ORGTIN pore water Inst :
Misc : bt\$SEA800142 Multiplr: 1.00
MS Integration Params: rteint.p
Quant Time: Apr 09 14:11:42 2007 Quant Results File: ORGTIN04092007M.I

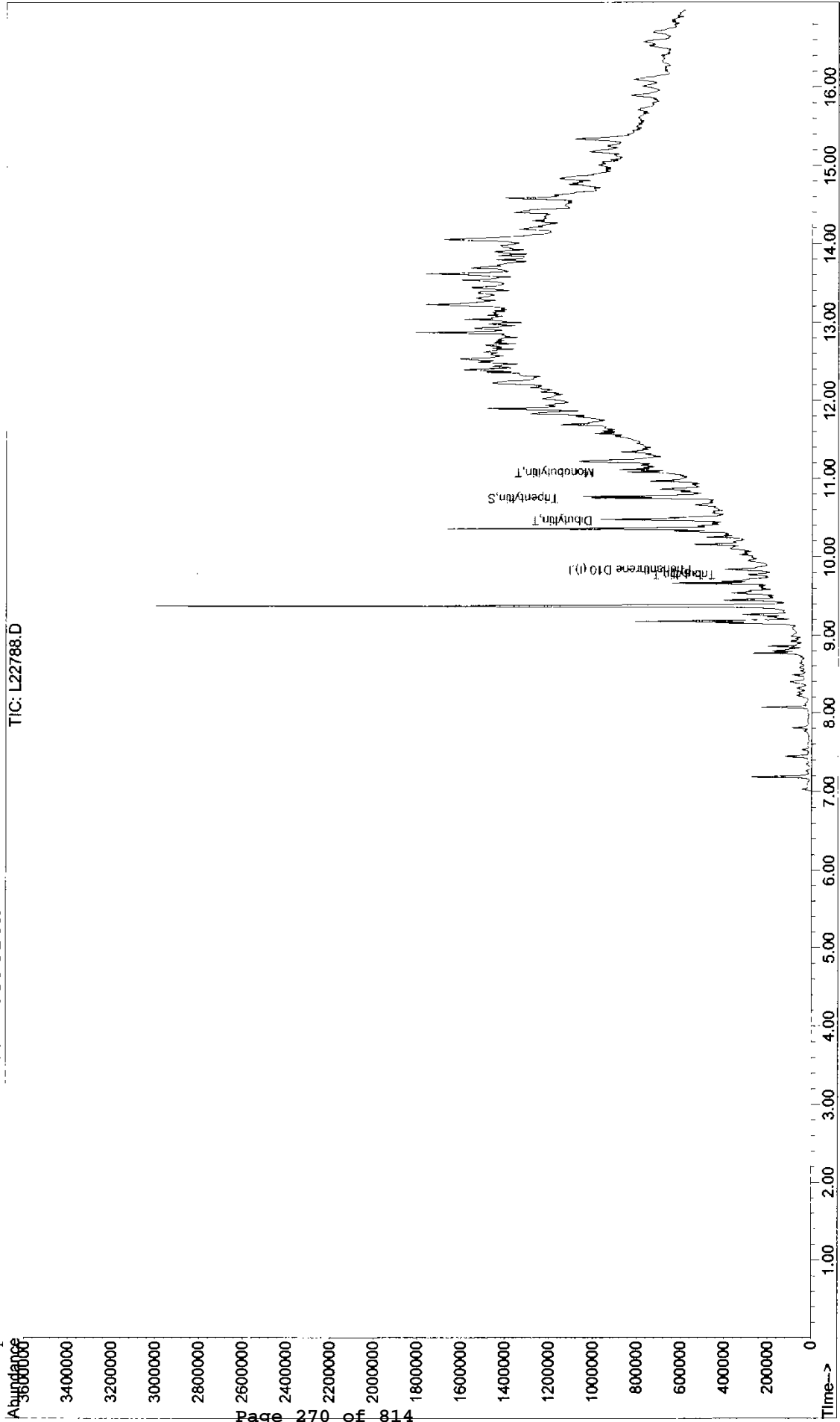
Quant Method : T:\METHODS\ORGTIN04092007M.M (RTE Integrator)
Title : ORGANOTIN
Last Update : Mon Apr 09 14:09:50 2007
Response via : Initial Calibration
DataAcq Meth :

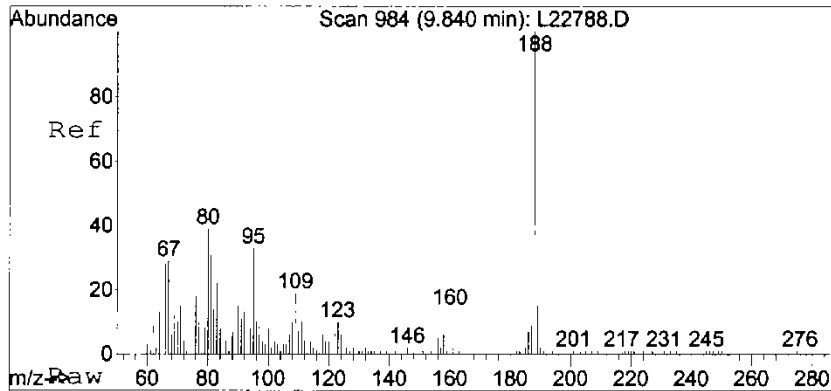
Internal Standards	R.T.	QIon	Response	Conc	Units	Dev (Min)
1) Phenanthrene D10 (I)	9.84	188	78682+	100.00	UG/L	0.01
System Monitoring Compounds						
2) Triptyltin	10.75	347	48847+	94.71	UG/L	0.01
Target Compounds						
4) Tributyltin	9.78	319	9565+	14.58	UG/L	79
5) Dibutyltin	10.46	347	20876+	15.91	UG/L	89
6) Monobutyltin	11.08	291	24452+	18.89	UG/L	79

Qvalue

Data File : T:\DATA\0492007\L22788.D Vial: 0
 Acq On : 06 Apr 2007 23:07 Operator: Brent Hepner SEA008
 Sample : 580-5372-c-3-b ORGTIN pore water Inst :
 Misc : bt\$SEA800142 Multiplr: 1.00
 MS Integration Params: rteint.p
 Quant Time: Apr 9 14:11 2007 Quant Results File: ORGTIN04092007M.RES

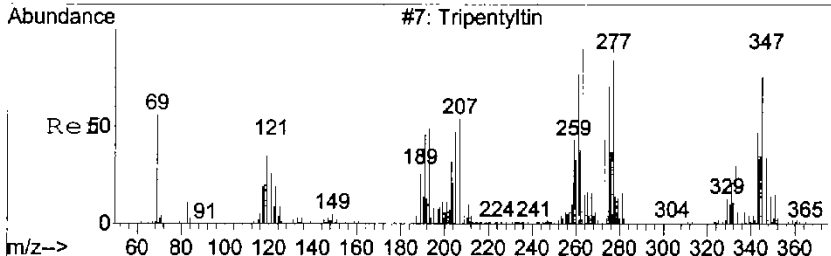
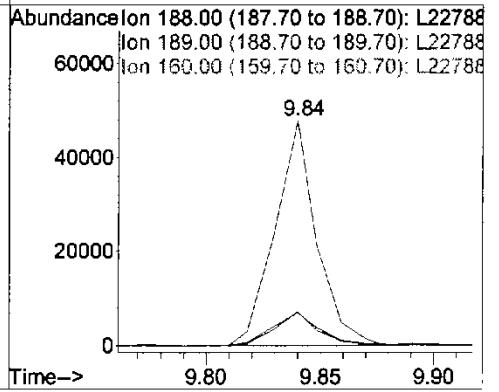
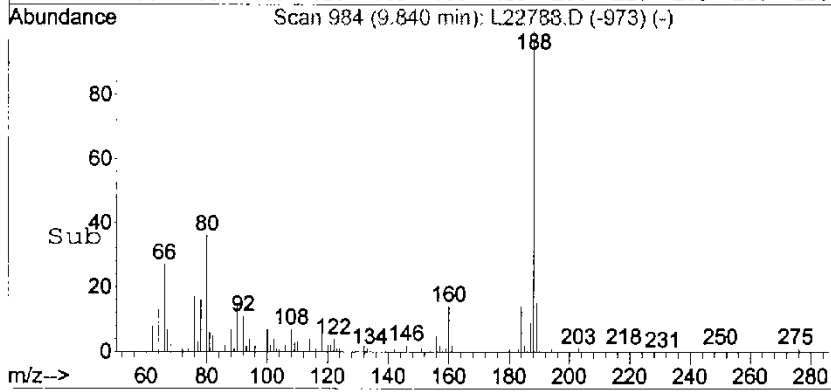
Method : T:\METHODS\ORGTIN04092007M.M (RTE Integrator)
 Title : ORGANOTIN
 Last Update : Mon Apr 09 14:09:50 2007
 Response via : Initial Calibration





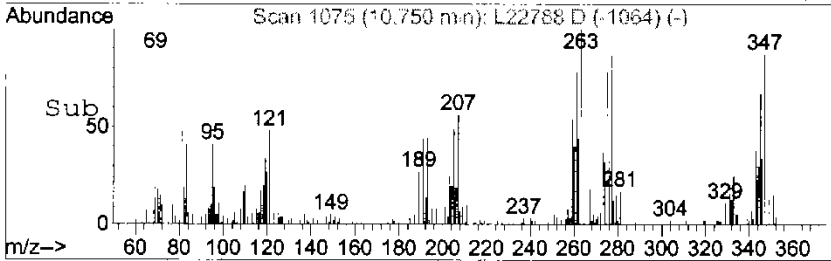
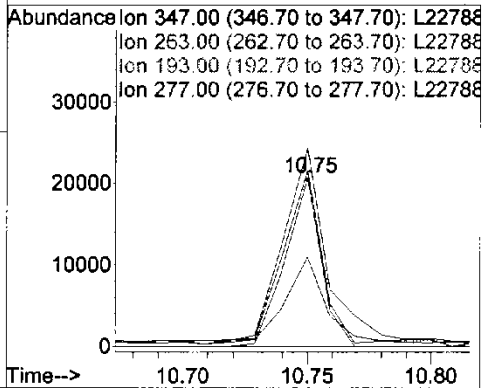
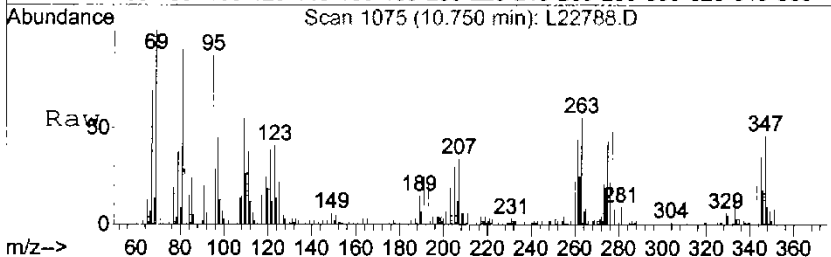
#1
 Phenanthrene D10 (I)
 Concen: 100.00 UG/L
 RT: 9.84 min Scan# 984
 Delta R.T. 0.01 min
 Lab File: L22788.D
 Acq: 06 Apr 2007 23:07

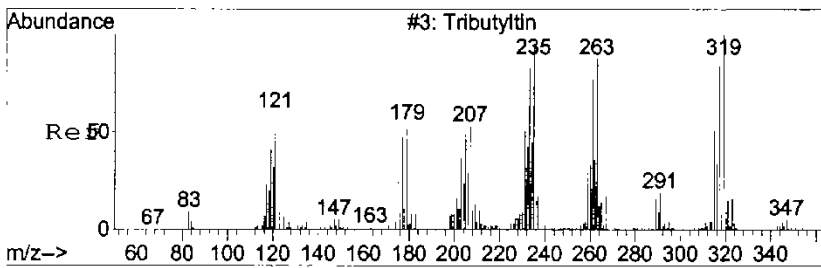
Tgt Ion	Resp	Lower	Upper
188	100		
189	12.4	6.4	15.0
160	12.6	7.4	17.4



#2
 Tripenlytin
 Concen: 94.71 UG/L
 RT: 10.75 min Scan# 1075
 Delta R.T. 0.01 min
 Lab File: L22788.D
 Acq: 06 Apr 2007 23:07

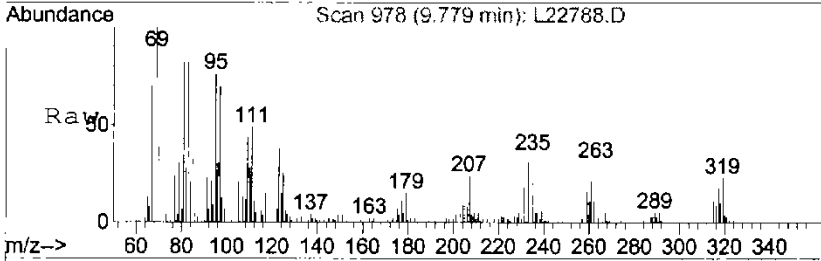
Tgt Ion	Resp	Lower	Upper
347	100		
263	57.4	18.4	73.4
193	25.7	13.7	41.0
277	50.8	26.4	79.2



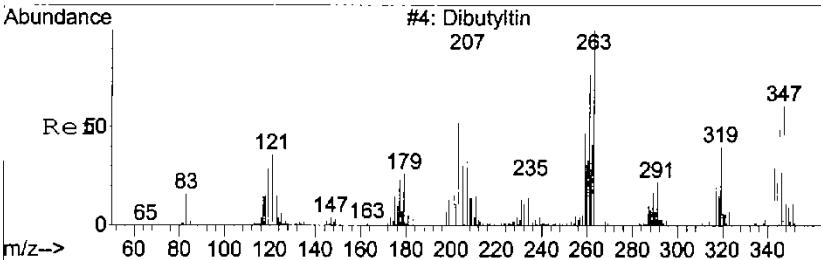
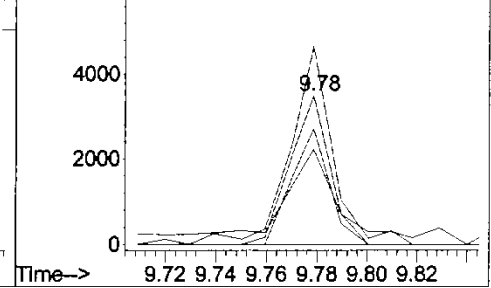
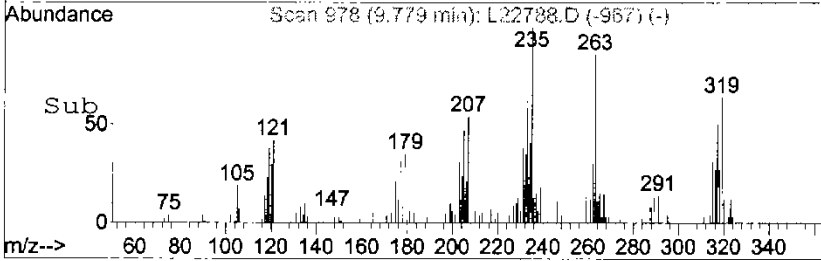


#4
Tributyltin
Concen: 14.58 UG/L
RT: 9.78 min Scan# 978
Delta R.T. 0.01 min
Lab File: L22788.D
Acq: 06 Apr 2007 23:07

Tgt Ion	Resp	Lower	Upper
319	9565		
317	29.9	29.9	55.5#
263	59.0	33.8	62.8
179	41.3	17.3	32.1#

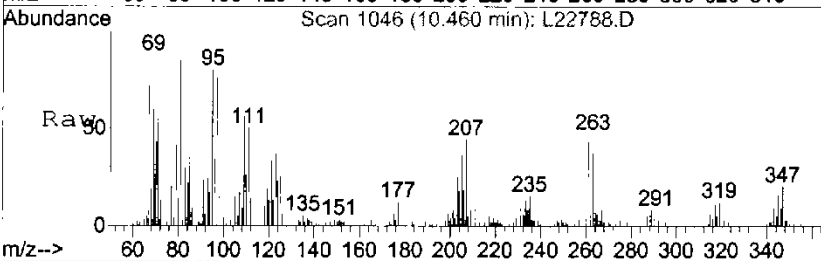


Abundance
Ion 319.00 (318.70 to 319.70): L22788
Ion 317.00 (316.70 to 317.70): L22788
Ion 263.00 (262.70 to 263.70): L22788
Ion 179.00 (178.70 to 179.70): L22788

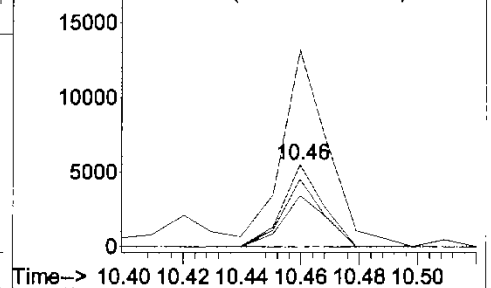
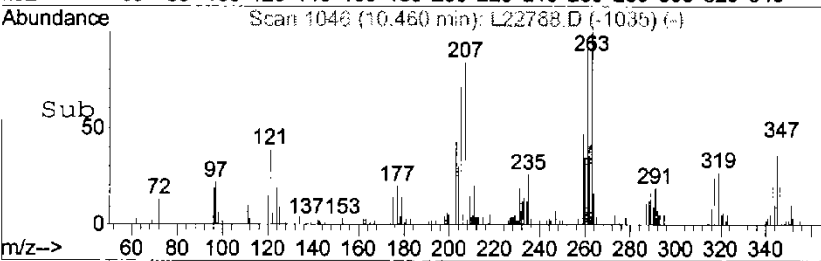


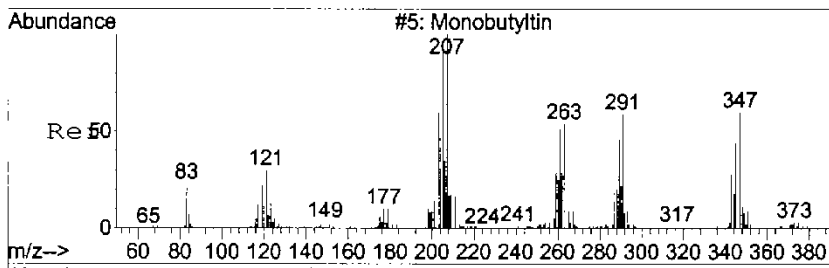
#5
Dibutyltin
Concen: 15.91 UG/L
RT: 10.46 min Scan# 1046
Delta R.T. 0.01 min
Lab File: L22788.D
Acq: 06 Apr 2007 23:07

Tgt Ion	Resp	Lower	Upper
347	20876		
345	22.6	19.5	36.3
263	72.3	43.8	81.3
319	18.5	16.2	30.2

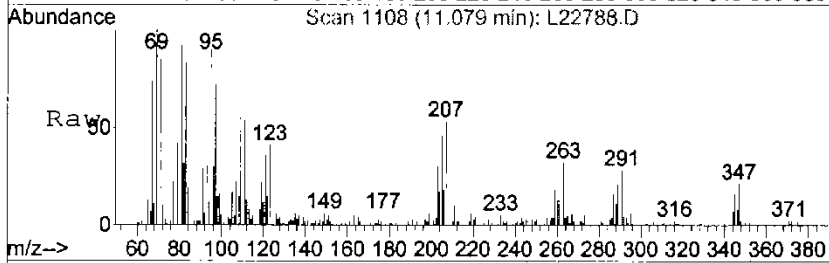


Abundance
Ion 347.00 (346.70 to 347.70): L22788
Ion 345.00 (344.70 to 345.70): L22788
Ion 263.00 (262.70 to 263.70): L22788
Ion 319.00 (318.70 to 319.70): L22788

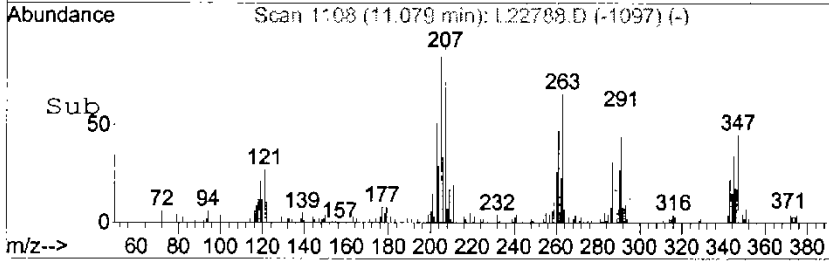




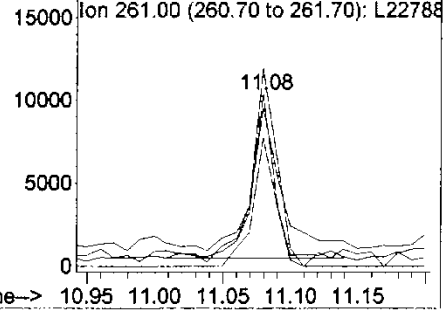
#6
 Monobutyltin
 Concen: 18.89 UG/L
 RT: 11.08 min Scan# 1108
 Delta R.T. 0.01 min
 Lab File: L22788.D
 Acq: 06 Apr 2007 23:07



Tgt Ion	Resp	Lower	Upper
291	100		
347	37.1	21.6	86.4
263	64.4	19.5	78.1
261	54.2	17.4	69.8



Abundance Ion 291.00 (290.70 to 291.70): L22788
 Ion 347.00 (346.70 to 347.70): L22788
 Ion 263.00 (262.70 to 263.70): L22788
 Ion 261.00 (260.70 to 261.70): L22788



Data File Name L22788.D
Data File Path T:\DATA\0492007\
Operator Brent Hepner SEA008
Date Acquired 4/6/2007 23:07
Sample Name 580-5372-c-3-b ORGTIN pore water
Instrument Name

#	Name	Target Response	ICAL ISTD Response	%	PASS/FAIL
1)	Phenanthrene D10 (I)	78682	83528	94%	PASS

INITIAL CALIBRATION

Response Factor Report

Method : T:\METHODS\ORGTIN04092007M.M (RTE Integrator)
 Title : ORGANOTIN
 Last Update : Mon Apr 09 10:34:25 2007
 Response via : Initial Calibration

Calibration Files

200 =L22773.D 100 =L22774.D 50 =L22775.D
 10 =L22776.D 5 =L22777.D 1 =L22778.D

Compound	200	100	50	10	5	1	Avg	%RSD
-----ISTD-----								
1) I Phenanthrene D10 (I)								
2) S Tripentyltin	0.695	0.667	0.707	0.694	0.533	0.636	0.655	9.93
3) T Tetrabutyltin	0.650	0.641	0.710	0.692	0.737	0.837	0.711	10.07
4) T Tributyltin	0.772	0.828	0.883	0.805	0.911	0.804	0.834	6.36
5) T Dibutyltin	1.601	1.698	1.649	1.530	1.760	1.768	1.667	5.57
6) T Monobutyltin	1.329	1.556	1.708	1.745	1.807	1.724	1.645	10.68

Data File : T:\DATA\0492007\L22773.D Vial: 0
 Acq On : 06 Apr 2007 17:21 Operator: Brent Hepner SEI
 Sample : 200 UG/L ORGTIN ICAL 979-45-3A Inst :
 Misc : btSSEA800141 Multiplr: 1.00
 MS Integration Params: rteint.p
 Quant Time: Apr 09 10:24:21 2007 Quant Results File: ORGTIN04092007M.I

Quant Method : T:\METHODS\ORGTIN04092007M.M (RTE Integrator)
 Title : ORGANOTIN
 Last Update : Mon Apr 09 10:24:18 2007
 Response via : Initial Calibration
 DataAcq Meth :

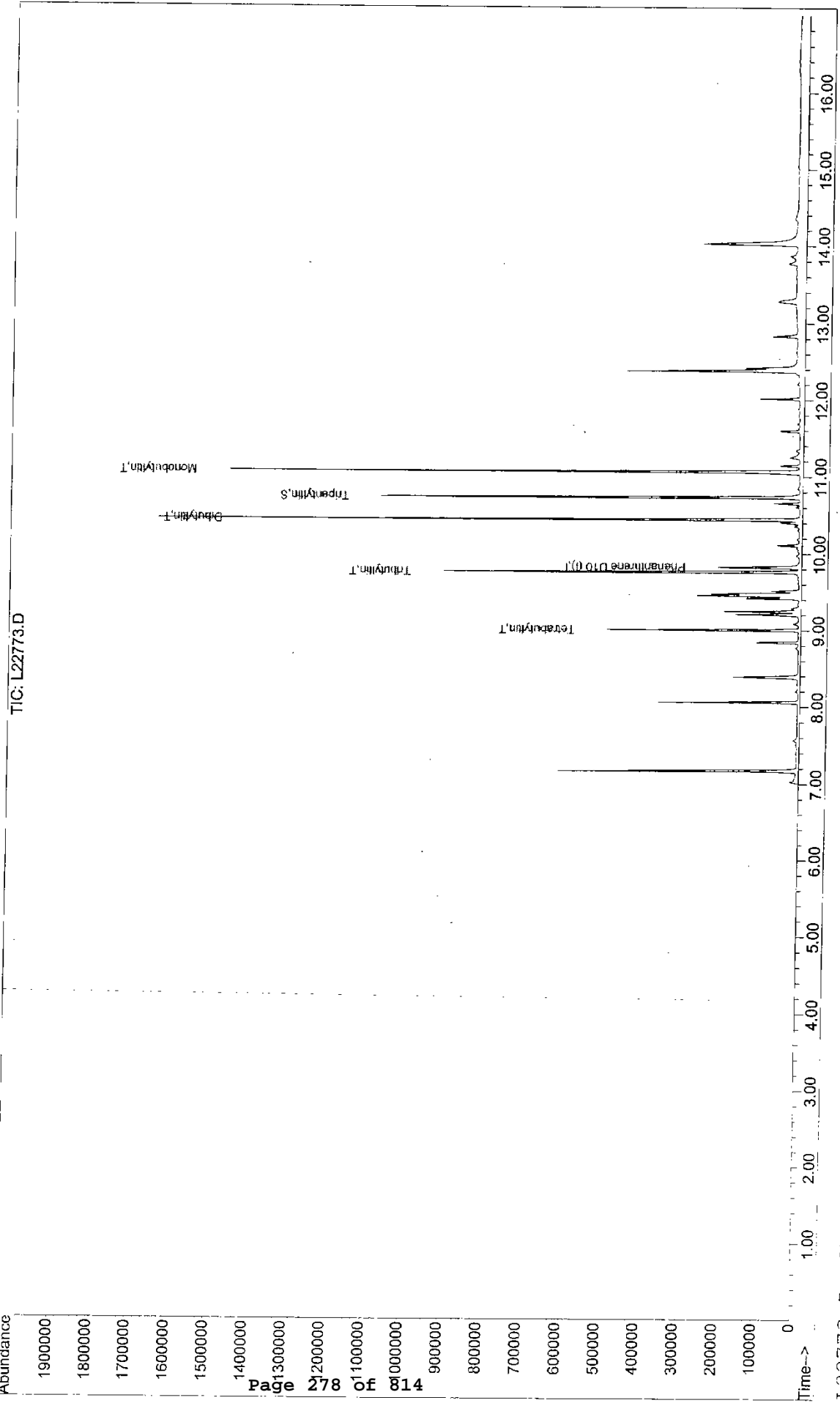
Internal Standards	R.T.	QIon	Response	Conc	Units	Dev(Min)	
1) Phenanthrene D10 (I)	9.83	188	82021+	100.00	UG/L	0.00	
System Monitoring Compounds							
2) Tripentyltin	10.74	347	114046+	200.00	UG/L	0.00	
Target Compounds							
3) Tetrabutyltin	9.01	235	106639+	200.00	UG/L		Qvalue 99
4) Tributyltin	9.77	319	92772+	146.60	UG/L		99
5) Dibutyltin	10.45	347	151536+	115.40	UG/L		91
6) Monobutyltin	11.07	291	88739+	81.40	UG/L		91

Data File : T:\DATA\0492007\L22773.D
 Acq On : 06 Apr 2007 17:21
 Sample : 200 UG/L ORGTIN ICAL 979-45-3A
 Misc : bt\$SEA800141
 MS Integration Params: rteint.p
 Quant Time: Apr 9 10:24 2007

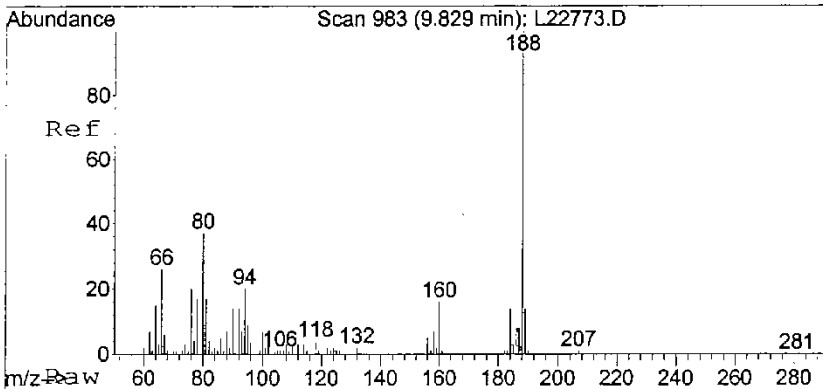
Vial: 0
 Operator: Brent Hepner SEA008
 Inst :
 Multiplr: 1.00

Quant Results File: ORGTIN0492007M.RES

Method : T:\METHODS\ORGTIN0492007M.M (RTE Integrator)
 Title : ORGANOTIN
 Last Update : Mon Apr 09 10:34:25 2007
 Response via : Initial Calibration

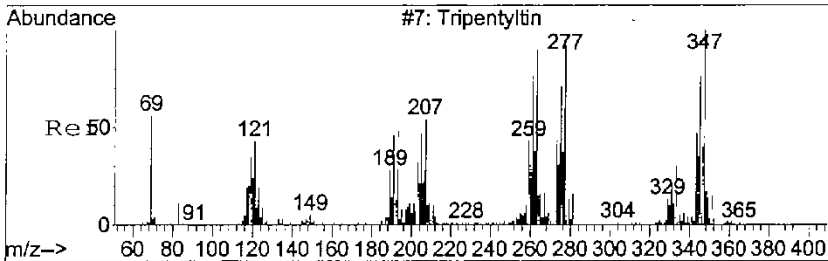
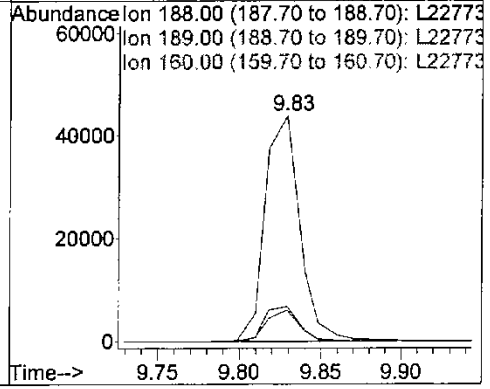
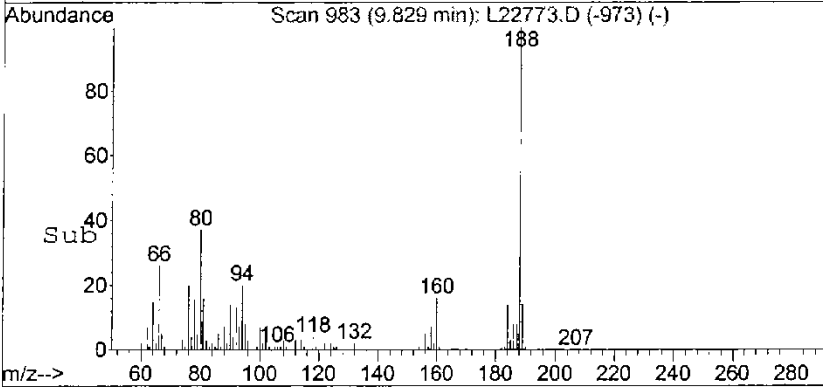


TIC: L22773.D



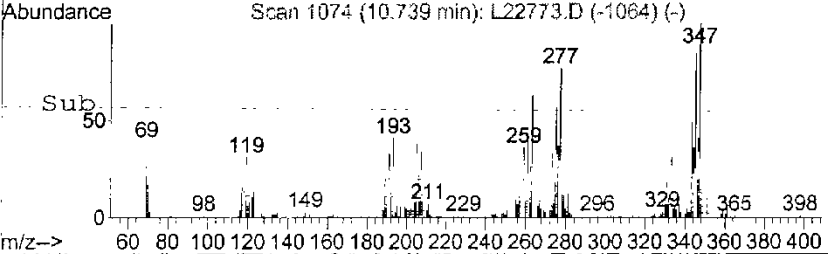
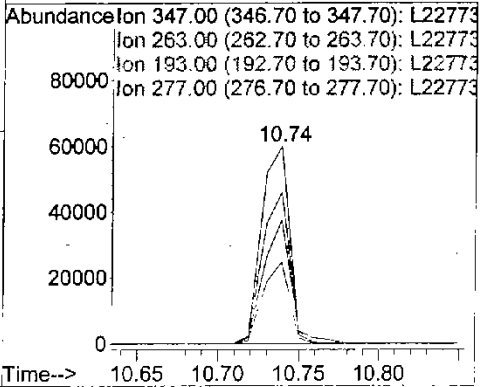
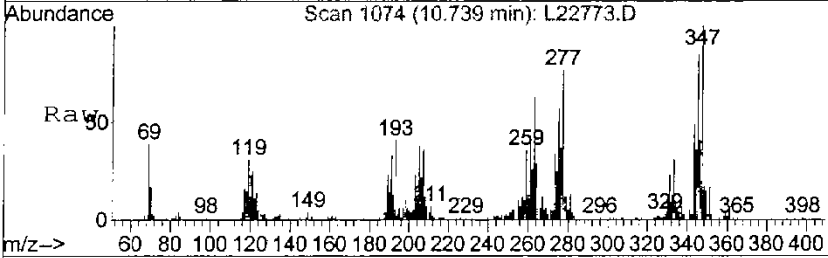
#1
 Phenanthrene D10 (I)
 Concen: 100.00 UG/L
 RT: 9.83 min Scan# 983
 Delta R.T. 0.00 min
 Lab File: L22773.D
 Acq: 06 Apr 2007 17:21

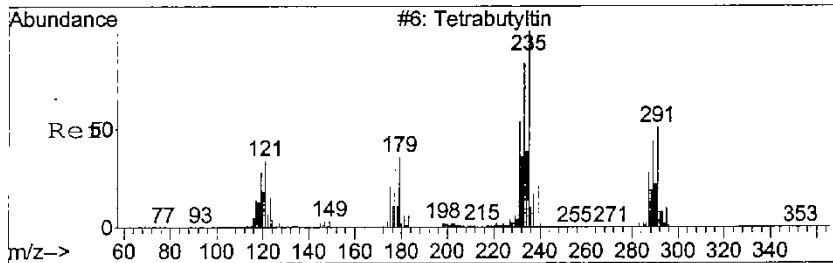
Tgt Ion	Ratio	Lower	Upper
188	100		
189	10.3	6.5	15.1
160	12.3	7.2	16.8



#2
 Tripenyltin
 Concen: 200.00 UG/L
 RT: 10.74 min Scan# 1074
 Delta R.T. 0.00 min
 Lab File: L22773.D
 Acq: 06 Apr 2007 17:21

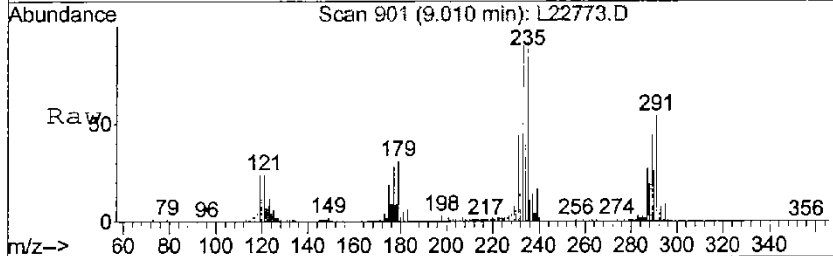
Tgt Ion	Ratio	Lower	Upper
347	100		
263	38.3	15.4	61.6
193	24.5	12.7	38.0
277	47.0	23.5	70.6



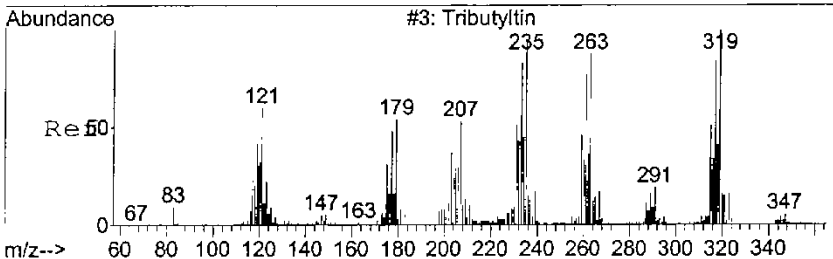
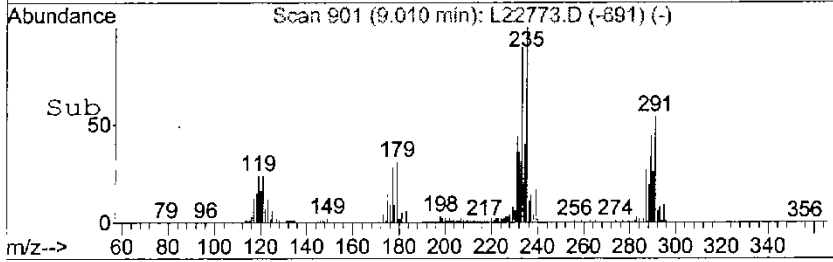
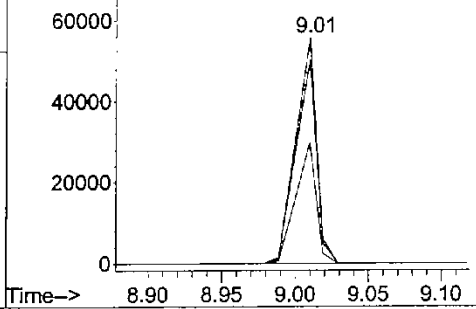


#3
 Tetrabutyltin
 Concen: 200.00 UG/L
 RT: 9.01 min Scan# 901
 Delta R.T. 0.00 min
 Lab File: L22773.D
 Acq: 06 Apr 2007 17:21

Tgt Ion	Ratio	Lower	Upper
235	100		
233	47.0	33.2	61.6
291	27.0	19.7	36.7

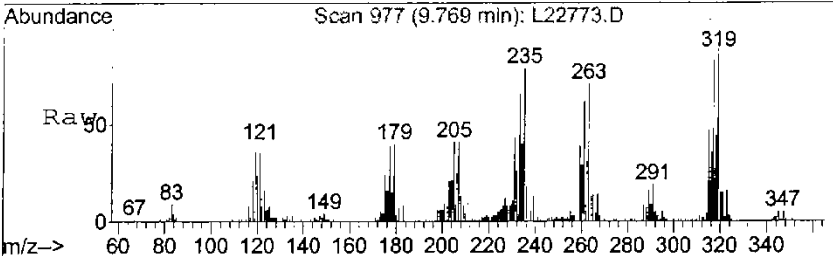


Abundance Ion 235.00 (234.70 to 235.70): L22773
 Ion 233.00 (232.70 to 233.70): L22773
 Ion 291.00 (290.70 to 291.70): L22773

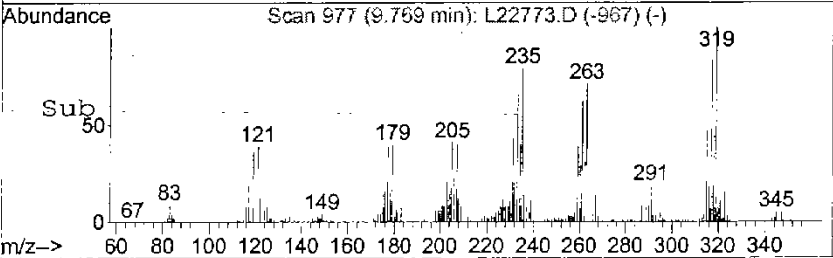
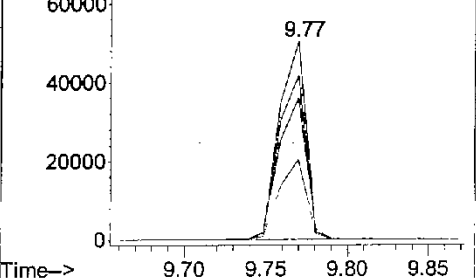


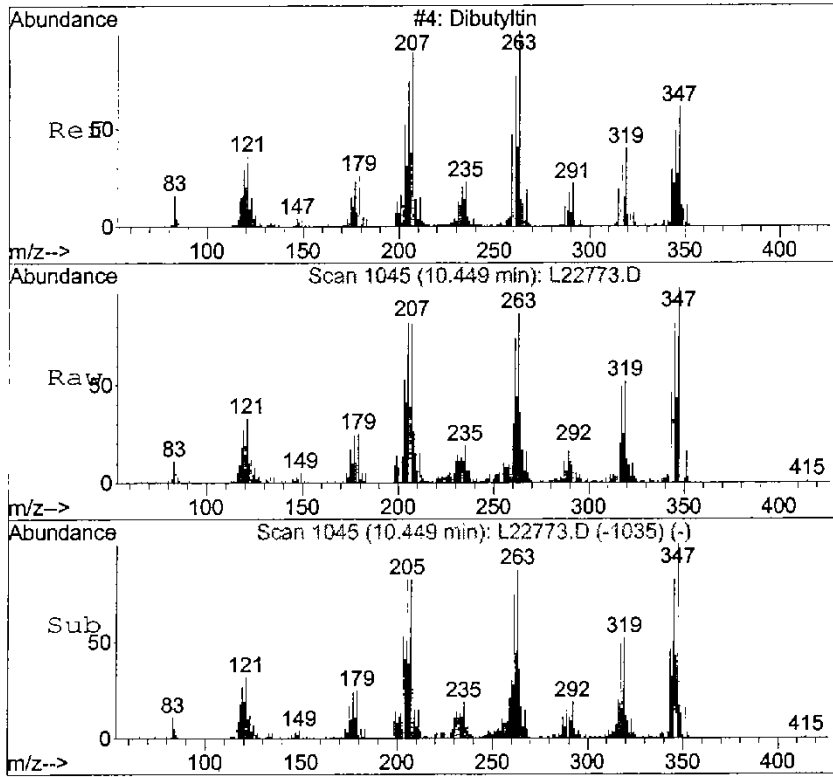
#4
 Tributyltin
 Concen: 146.60 UG/L
 RT: 9.77 min Scan# 977
 Delta R.T. 0.00 min
 Lab File: L22773.D
 Acq: 06 Apr 2007 17:21

Tgt Ion	Ratio	Lower	Upper
319	100		
317	48.3	33.8	62.8
263	42.6	29.2	54.2
179	23.4	16.5	30.7



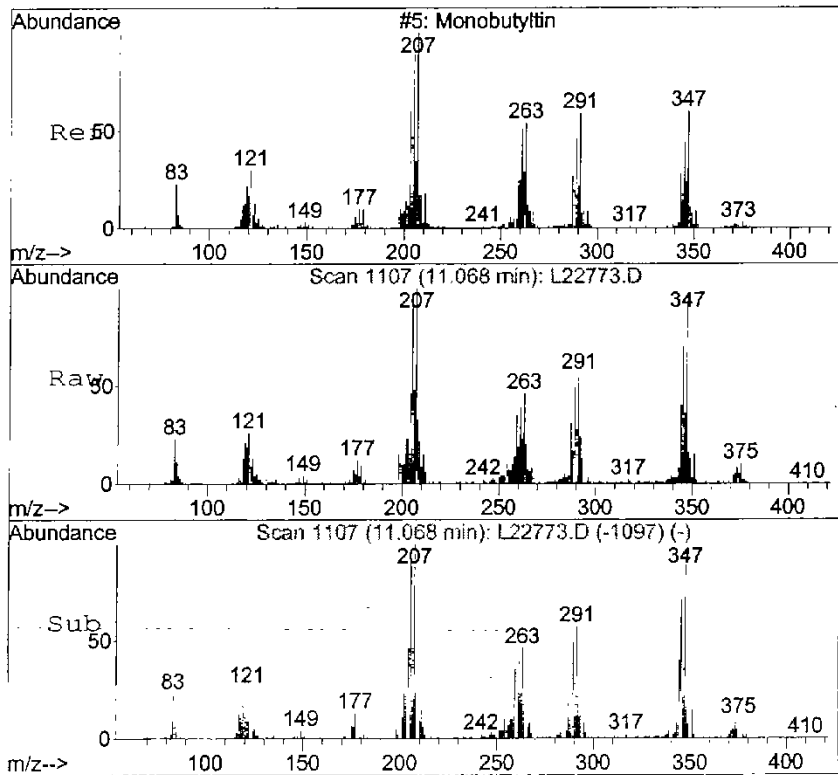
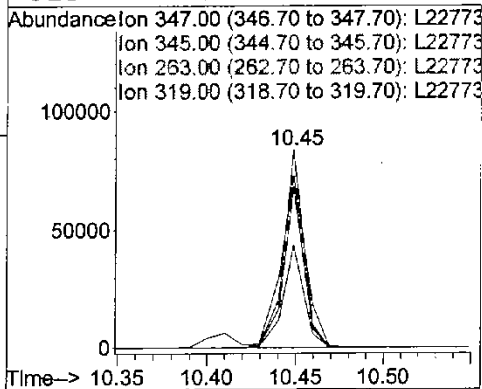
Abundance Ion 319.00 (318.70 to 319.70): L22773
 Ion 317.00 (316.70 to 317.70): L22773
 Ion 263.00 (262.70 to 263.70): L22773
 Ion 179.00 (178.70 to 179.70): L22773





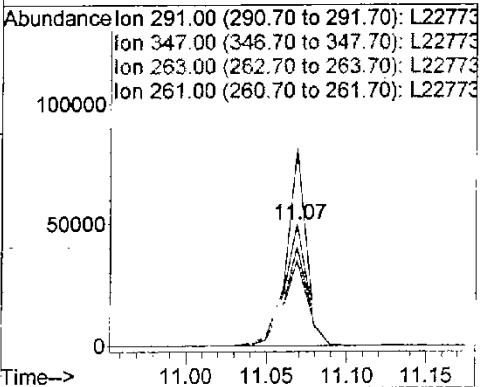
#5
 Dibutyltin
 Concen: 115.40 UG/L
 RT: 10.45 min Scan# 1045
 Delta R.T. 0.00 min
 Lab File: L22773.D
 Acq: 06 Apr 2007 17:21

Tgt Ion	Resp	Lower	Upper
347	151536		
347	100		
345	37.7	30.6	56.8
263	53.8	32.6	60.5
319	24.9	19.5	36.3



#6
 Monobutyltin
 Concen: 81.40 UG/L
 RT: 11.07 min Scan# 1107
 Delta R.T. 0.00 min
 Lab File: L22773.D
 Acq: 06 Apr 2007 17:21

Tgt Ion	Resp	Lower	Upper
291	88739		
291	100		
347	80.7	38.5	153.9
263	47.9	19.1	76.3
261	42.1	16.4	65.8



Data File : T:\DATA\0492007\L22774.D
 Acq On : 06 Apr 2007 17:44
 Sample : 100 UG/L ORGTIN ICAL 979-45-3B
 Misc : bt\$SEA800141
 MS Integration Params: rteint.p
 Quant Time: Apr 09 10:32:50 2007

Vial: 0
 Operator: Brent Hepner SEI
 Inst :
 Multiplr: 1.00

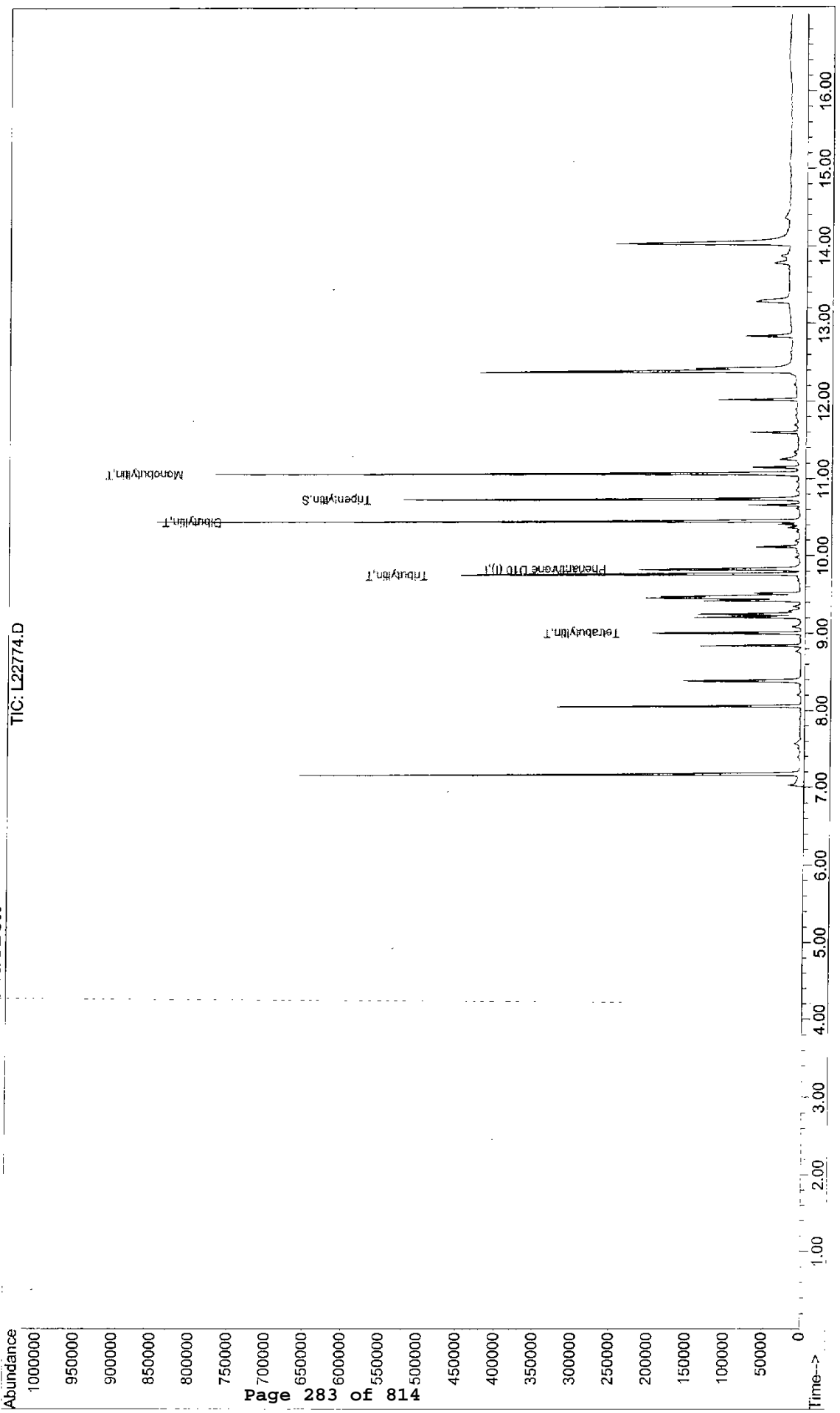
Quant Results File: ORGTIN04092007M.I

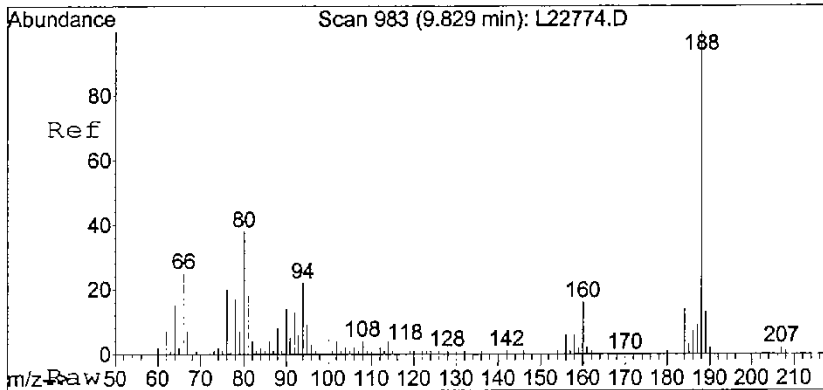
Quant Method : T:\METHODS\ORGTIN04092007M.M (RTE Integrator)
 Title : ORGANOTIN
 Last Update : Mon Apr 09 10:24:18 2007
 Response via : Initial Calibration
 DataAcq Meth :

Internal Standards	R.T.	QIon	Response	Conc	Units	Dev(Min)	
1) Phenanthrene D10 (I)	9.83	188	83528+	100.00	UG/L	0.00	
System Monitoring Compounds							
2) Tripentyltin	10.74	347	55745+	96.00	UG/L	0.00	
Target Compounds							
3) Tetrabutyltin	9.01	235	53504+	98.54	UG/L		Qvalue 97
4) Tributyltin	9.76	319	50725+	78.71	UG/L		92
5) Dibutyltin	10.45	347	81817+	61.18	UG/L		79
6) Monobutyltin	11.07	291	52895+	47.65	UG/L		76

Data File : T:\DATA\0492007\L22774.D
Acq On : 06 Apr 2007 17:44
Sample : 100 UG/L ORGTIN ICAL 979-45-3B
Misc : bt\$SEA800141
MS Integration Params: rteint.p
Quant Time: Apr 9 10:32 2007
Vial: 0
Operator: Brent Hepner SEA008
Inst :
Multiplr: 1.00
Quant Results File: ORGTIN04092007M.RES

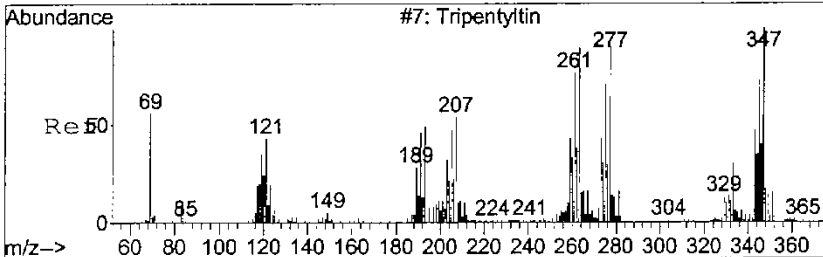
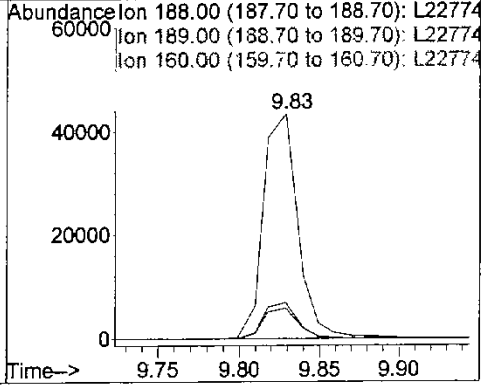
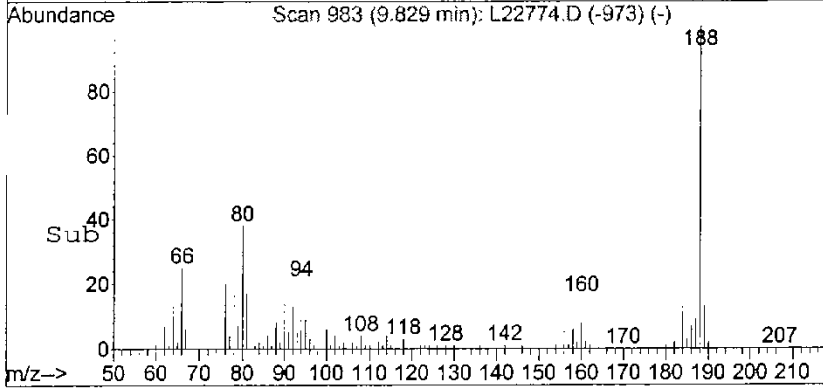
Method : T:\METHODS\ORGTIN04092007M.M (RTE Integrator)
Title : ORGANOTIN
Last Update : Mon Apr 09 10:34:25 2007
Response via : Initial Calibration





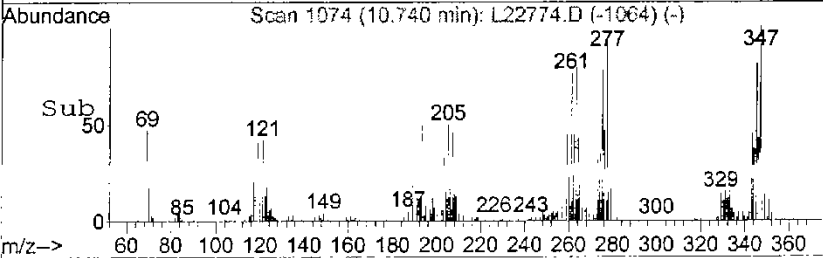
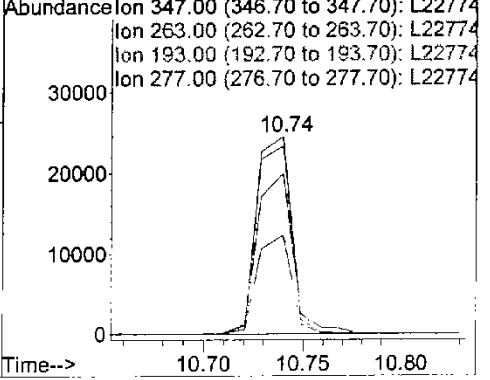
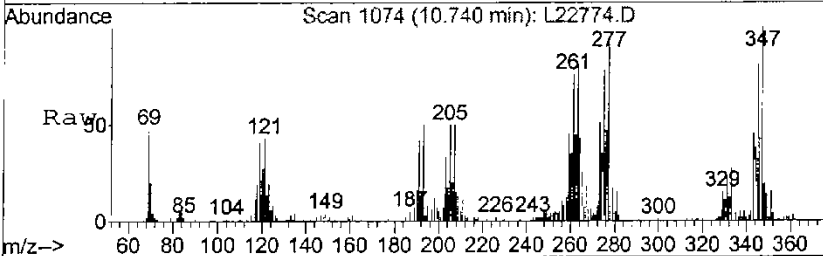
#1
 Phenanthrene D10 (I)
 Concen: 100.00 UG/L
 RT: 9.83 min Scan# 983
 Delta R.T. 0.00 min
 Lab File: L22774.D
 Acq: 06 Apr 2007 17:44

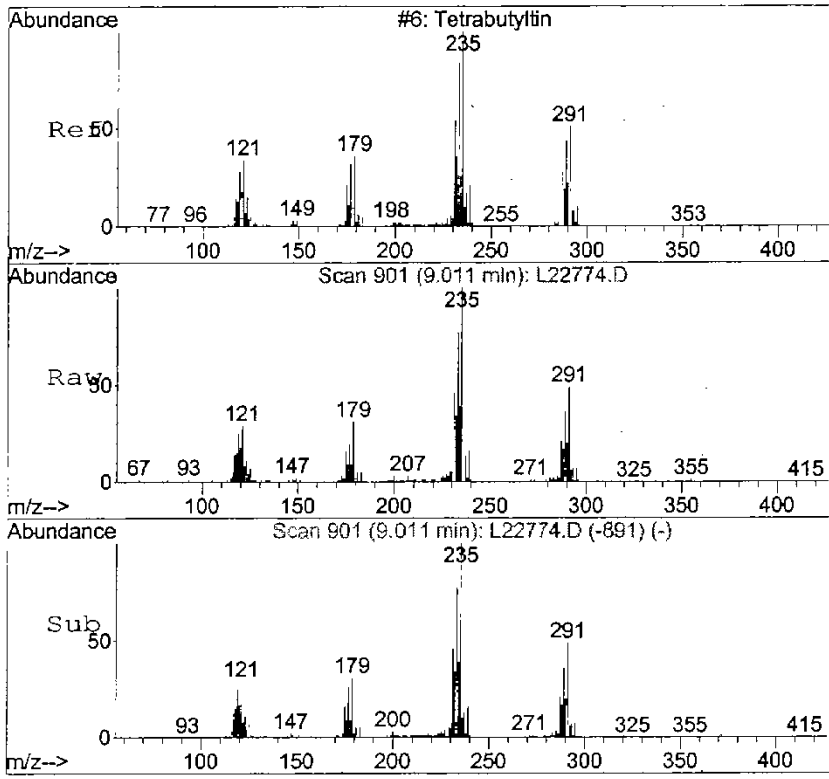
Tgt Ion	Ratio	Lower	Upper
188	100		
189	10.7	6.5	15.1
160	12.4	7.2	16.8



#2
 Triptylitin
 Concen: 96.00 UG/L
 RT: 10.74 min Scan# 1074
 Delta R.T. 0.00 min
 Lab File: L22774.D
 Acq: 06 Apr 2007 17:44

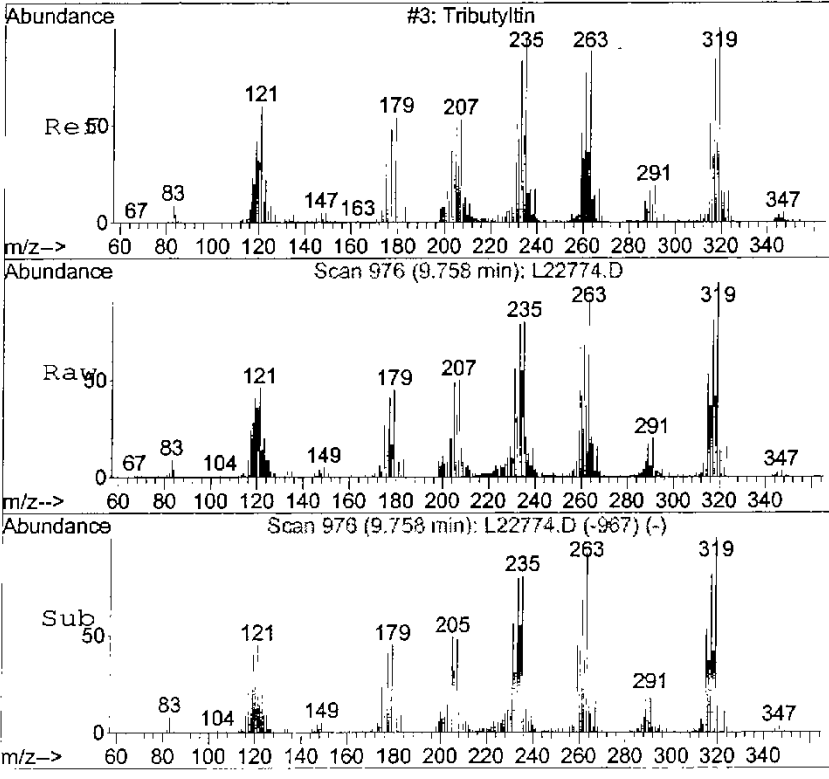
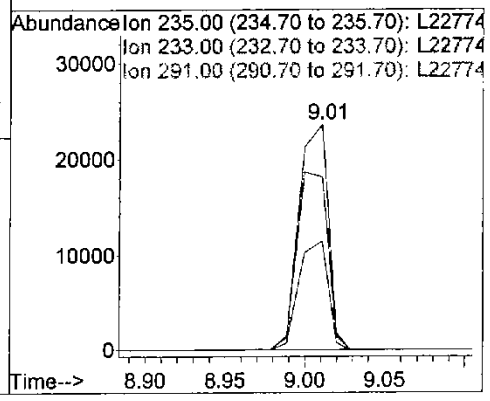
Tgt Ion	Ratio	Lower	Upper
347	100		
263	45.9	15.4	61.6
193	27.3	12.7	38.0
277	52.8	23.5	70.6





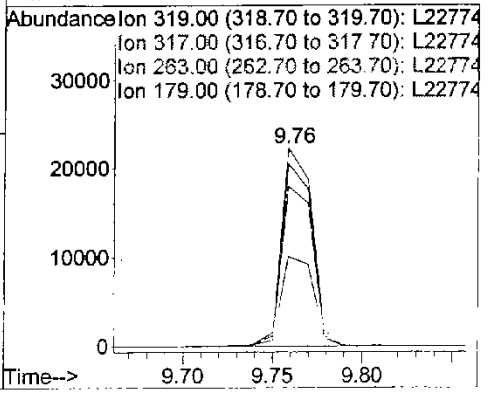
#3
 Tetrabutyltin
 Concen: 98.54 UG/L
 RT: 9.01 min Scan# 901
 Delta R.T. 0.00 min
 Lab File: L22774.D
 Acq: 06 Apr 2007 17:44

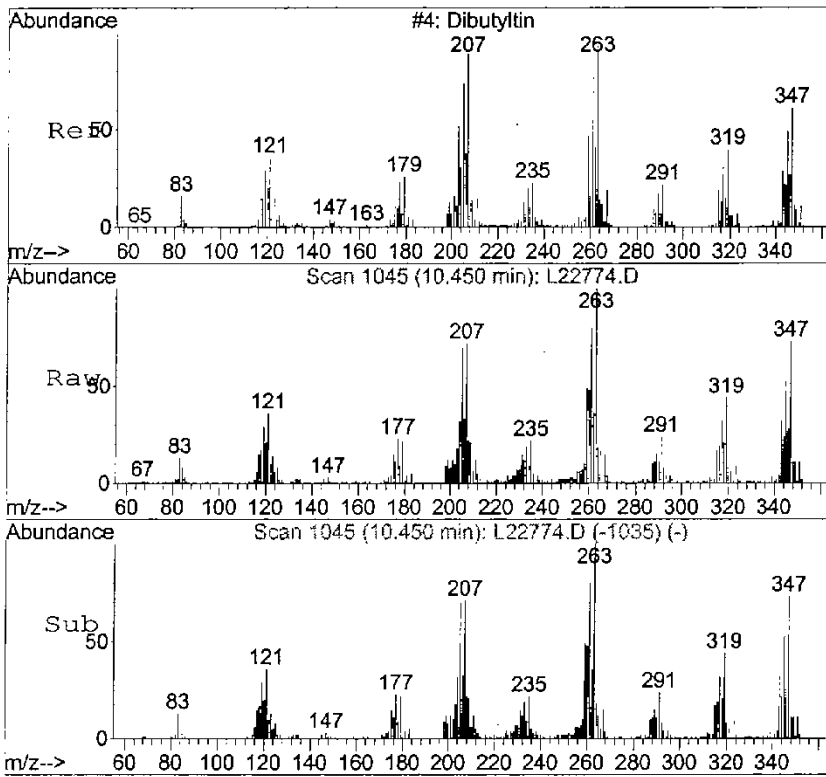
Tgt Ion	Ratio	Lower	Upper
235	100		
233	45.3	33.2	61.6
291	26.5	19.7	36.7



#4
 Tributyltin
 Concen: 78.71 UG/L
 RT: 9.76 min Scan# 976
 Delta R.T. -0.01 min
 Lab File: L22774.D
 Acq: 06 Apr 2007 17:44

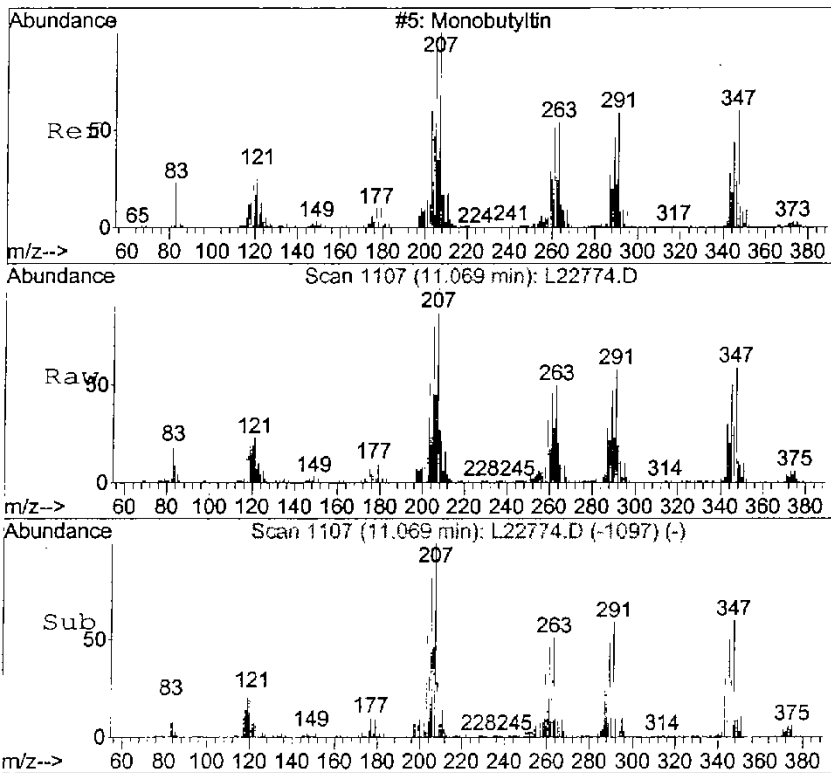
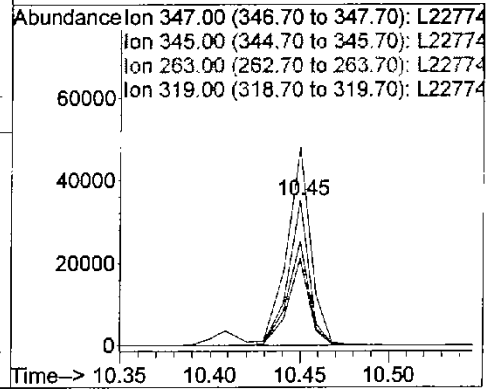
Tgt Ion	Ratio	Lower	Upper
319	100		
317	42.7	33.8	62.8
263	48.3	29.2	54.2
179	24.7	16.5	30.7





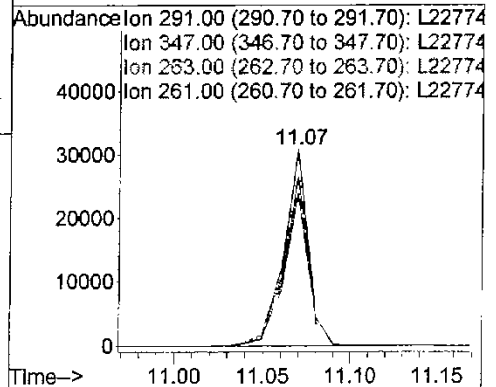
#5
 Dibutyltin
 Concen: 61.18 UG/L
 RT: 10.45 min Scan# 1045
 Delta R.T. 0.00 min
 Lab File: L22774.D
 Acq: 06 Apr 2007 17:44

Tgt Ion	Ratio	Lower	Upper
347	100		
345	27.9	30.6	56.8#
263	62.5	32.6	60.5#
319	23.2	19.5	36.3



#6
 Monobutyltin
 Concen: 47.65 UG/L
 RT: 11.07 min Scan# 1107
 Delta R.T. 0.00 min
 Lab File: L22774.D
 Acq: 06 Apr 2007 17:44

Tgt Ion	Ratio	Lower	Upper
291	100		
347	54.0	38.5	153.9
263	48.8	19.1	76.3
261	43.6	16.4	65.8



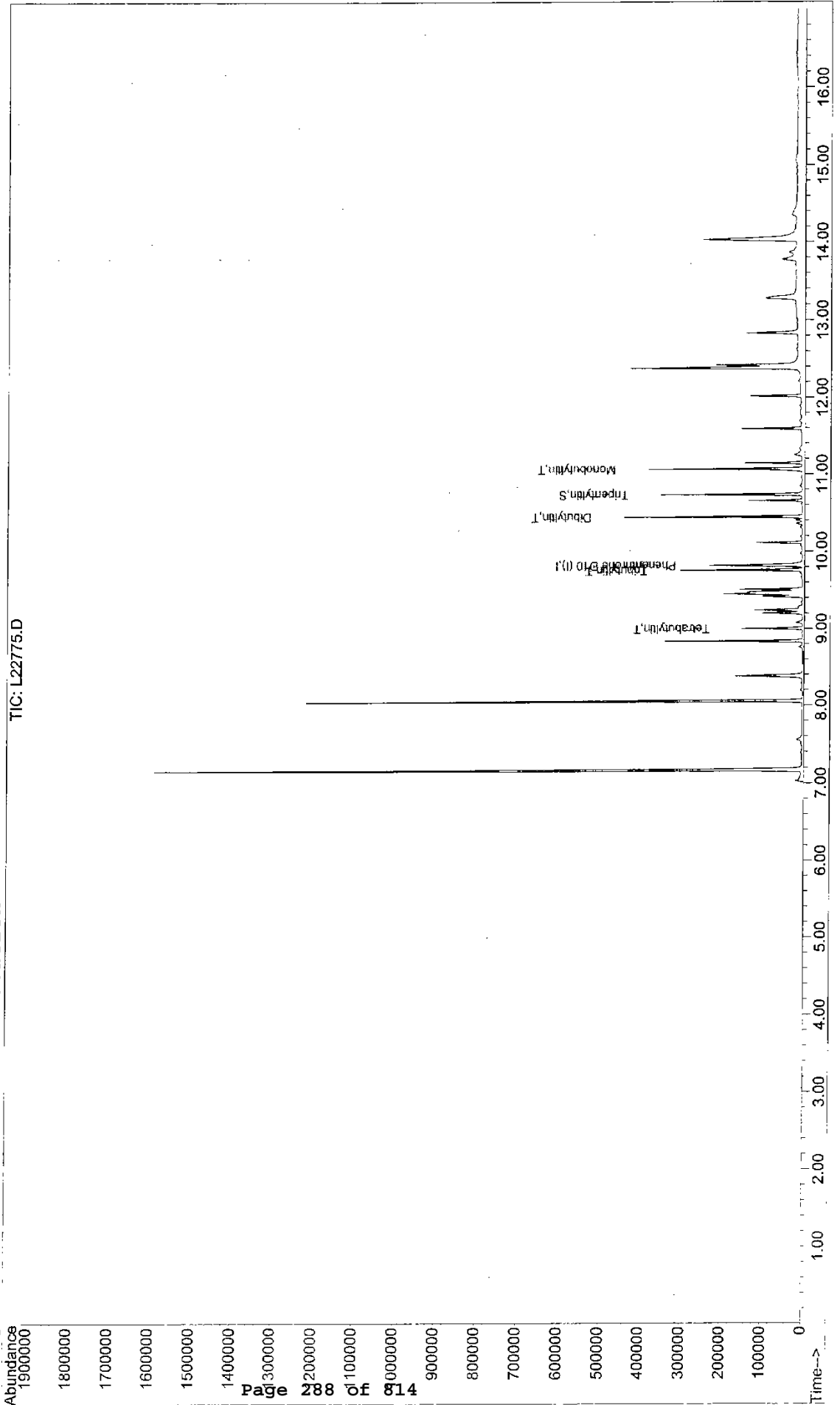
Data File : T:\DATA\0492007\L22775.D Vial: 0
 Acq On : 06 Apr 2007 18:07 Operator: Brent Hepner SEJ
 Sample : 50 UG/L ORGTIN ICAL 979-45-3C Inst :
 Misc : bt\$SEA800141 Multiplr: 1.00
 MS Integration Params: rteint.p
 Quant Time: Apr 09 10:33:07 2007 Quant Results File: ORGTIN04092007M.I

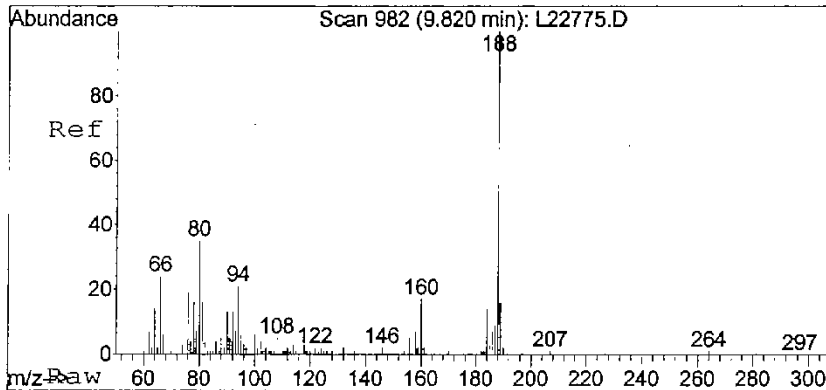
Quant Method : T:\METHODS\ORGTIN04092007M.M (RTE Integrator)
 Title : ORGANOTIN
 Last Update : Mon Apr 09 10:32:59 2007
 Response via : Initial Calibration
 DataAcq Meth :

Internal Standards	R.T.	QIon	Response	Conc	Units	Dev (Min)
1) Phenanthrene D10 (I)	9.82	188	86925+	100.00	UG/L	0.00
System Monitoring Compounds						
2) Tripentyltin	10.73	347	30730+	51.89	UG/L	0.00
Target Compounds						Qvalue
3) Tetrabutyltin	9.00	235	30848+	54.99	UG/L	98
4) Tributyltin	9.76	319	28137+	40.46	UG/L	94
5) Dibutyltin	10.44	347	41342+	28.84	UG/L	96
6) Monobutyltin	11.06	291	30206+	24.09	UG/L	96

Data File : T:\DATA\0492007\L22775.D
Acq On : 06 Apr 2007 18:07
Sample : 50 UG/L ORGTIN ICAL 979-45-3C
Misc : bt\$SEA800141
MS Integration Params: rteint.p
Quant Time: Apr 9 10:33 2007
Vial: 0
Operator: Brent Hepner SEA008
Inst :
Multiplr: 1.00
Quant Results File: ORGTIN04092007M.RES

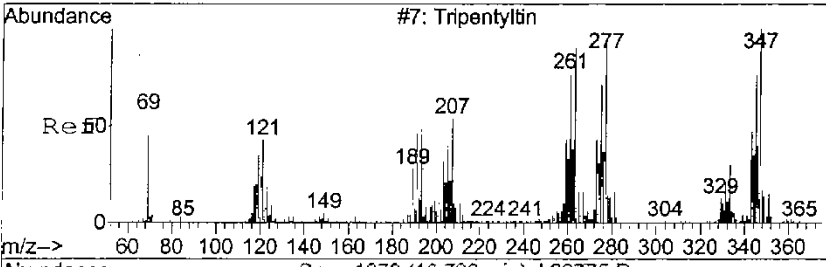
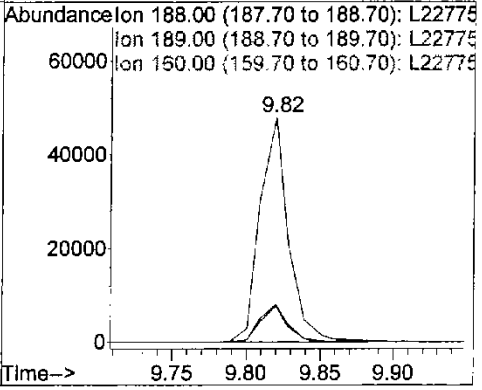
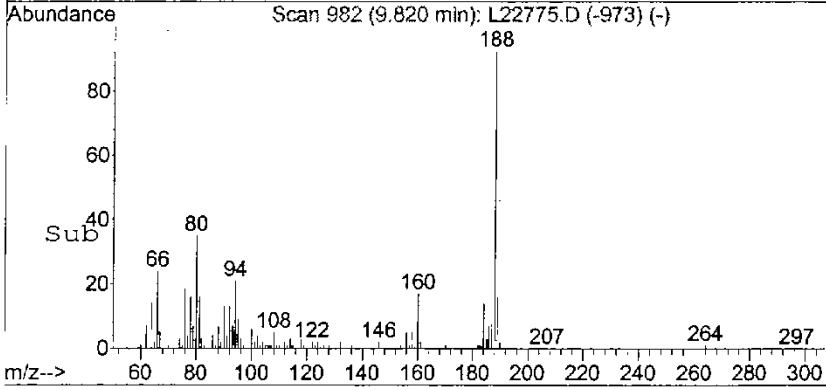
Method : T:\METHODS\ORGTIN04092007M.M (RTE Integrator)
Title : ORGANOTIN
Last Update : Mon Apr 09 10:34:25 2007
Response via : Initial Calibration





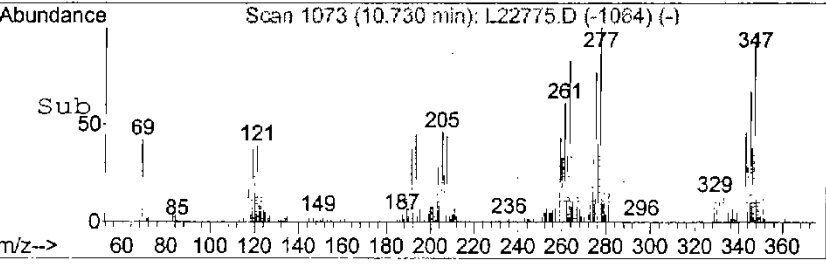
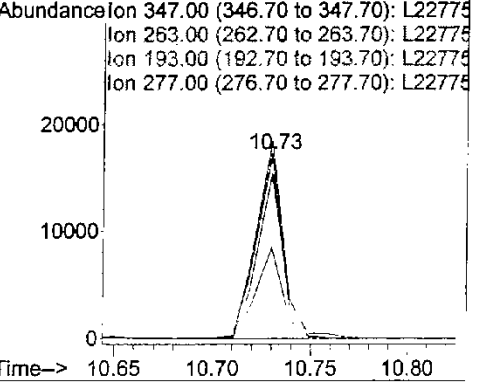
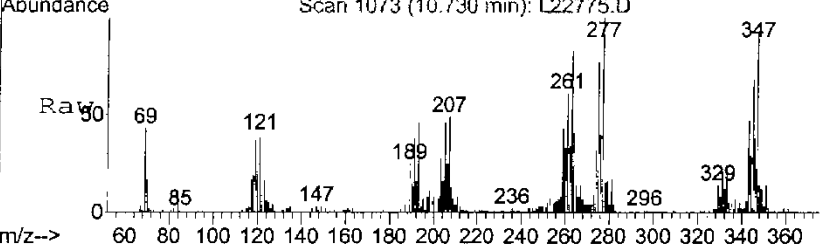
#1
 Phenanthrene D10 (I)
 Concen: 100.00 UG/L
 RT: 9.82 min Scan# 982
 Delta R.T. -0.01 min
 Lab File: L22775.D
 Acq: 06 Apr 2007 18:07

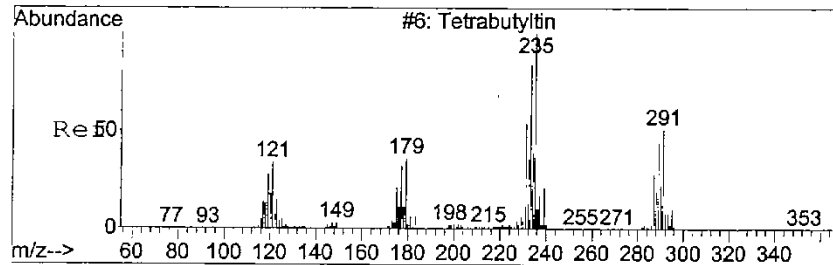
Tgt Ion	Resp	Lower	Upper
188	100		
189	11.5	6.4	15.0
160	12.8	7.4	17.4



#2
 Tripentyltin
 Concen: 51.89 UG/L
 RT: 10.73 min Scan# 1073
 Delta R.T. -0.01 min
 Lab File: L22775.D
 Acq: 06 Apr 2007 18:07

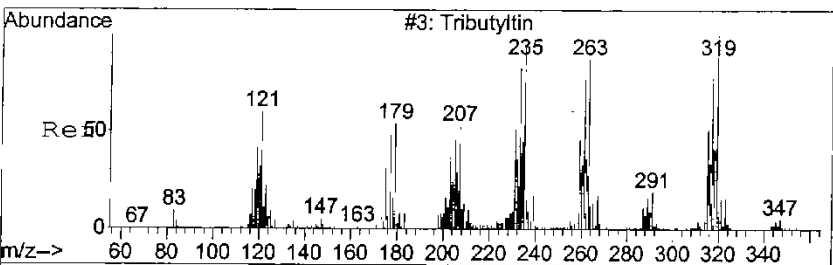
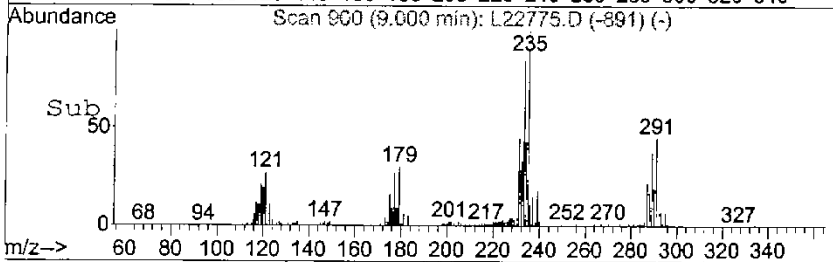
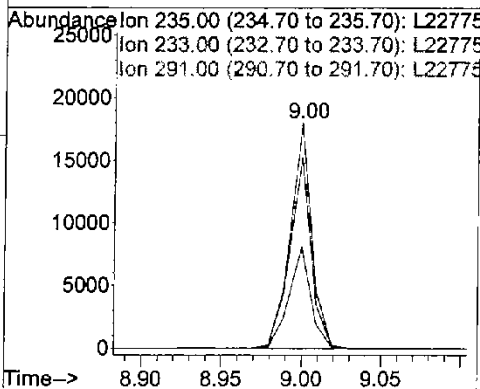
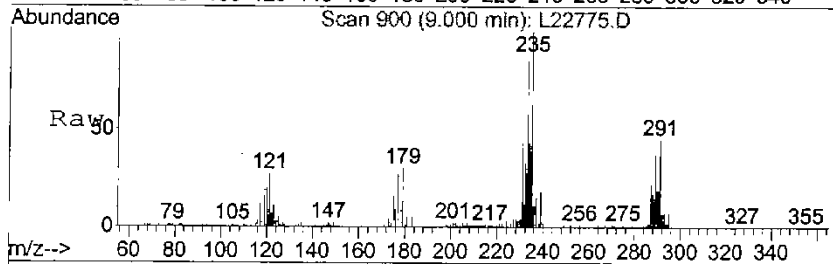
Tgt Ion	Resp	Lower	Upper
347	100		
263	48.3	18.4	73.4
193	25.8	13.7	41.0
277	58.4	26.4	79.2





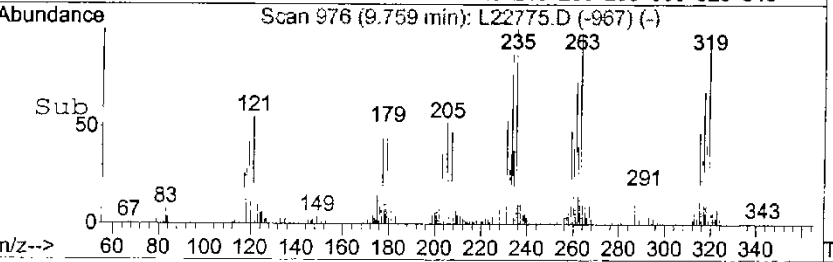
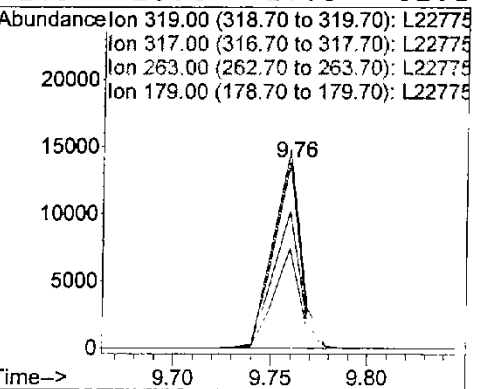
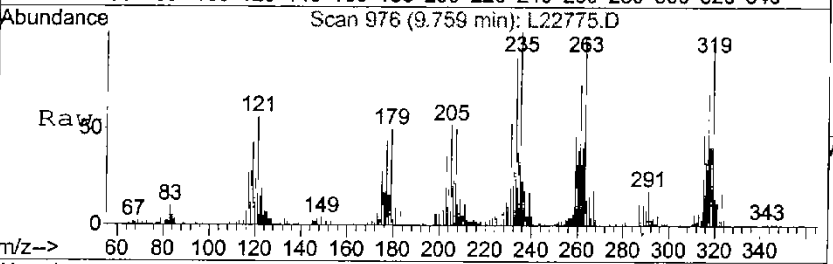
#3
 Tetrabutyltin
 Concen: 54.99 UG/L
 RT: 9.00 min Scan# 900
 Delta R.T. -0.01 min
 Lab File: L22775.D
 Acq: 06 Apr 2007 18:07

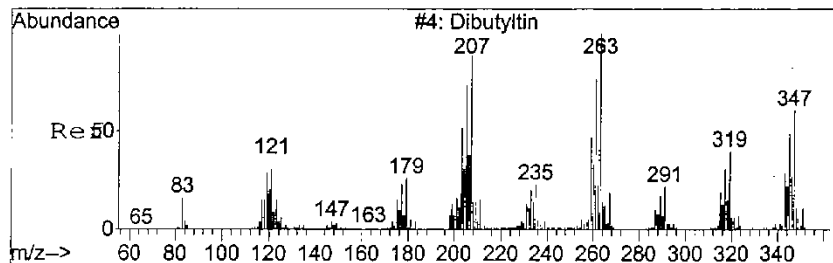
Tgt Ion	Resp	Lower	Upper
235	30848		
233	45.3	31.7	58.9
291	24.2	18.6	34.5



#4
 Tributyltin
 Concen: 40.46 UG/L
 RT: 9.76 min Scan# 976
 Delta R.T. -0.01 min
 Lab File: L22775.D
 Acq: 06 Apr 2007 18:07

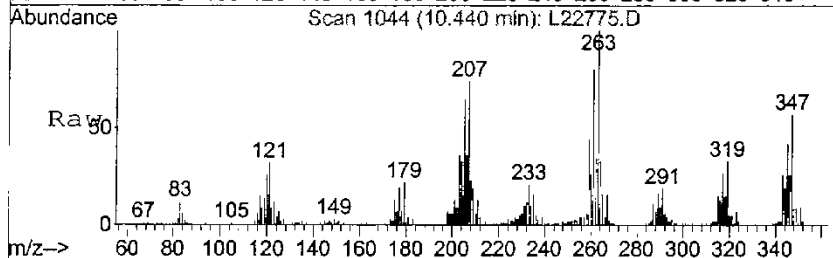
Tgt Ion	Resp	Lower	Upper
319	28137		
317	36.3	29.9	55.5
263	52.2	33.8	62.8
179	25.4	17.3	32.1



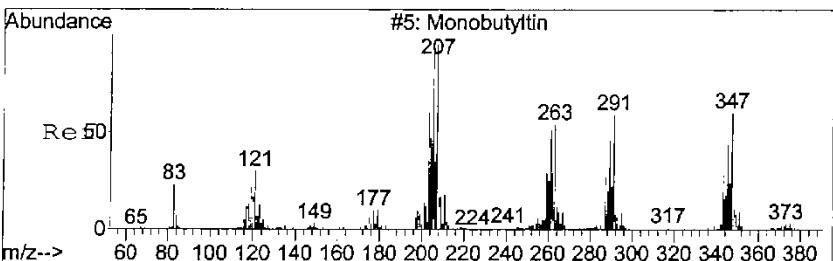
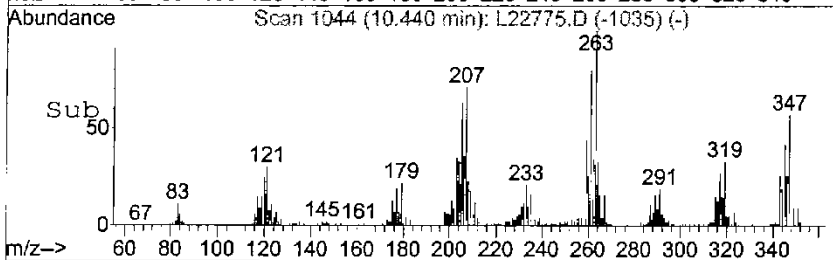
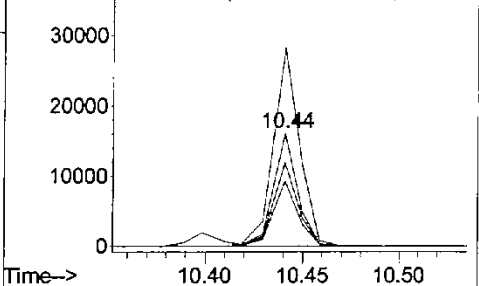


#5
 Dibutyltin
 Concen: 28.84 UG/L
 RT: 10.44 min Scan# 1044
 Delta R.T. -0.01 min
 Lab File: L22775.D
 Acq: 06 Apr 2007 18:07

Tgt Ion	Resp	Lower	Upper
347	41342		
345	26.1	19.5	36.3
263	65.6	43.8	81.3
319	20.1	16.2	30.2

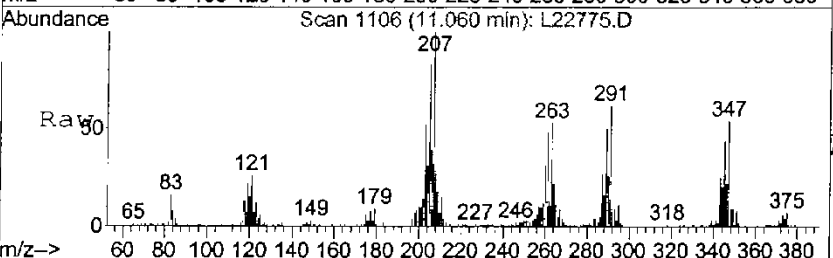


Abundance Ion 347.00 (346.70 to 347.70): L22775
 Ion 345.00 (344.70 to 345.70): L22775
 Ion 263.00 (262.70 to 263.70): L22775
 Ion 319.00 (318.70 to 319.70): L22775

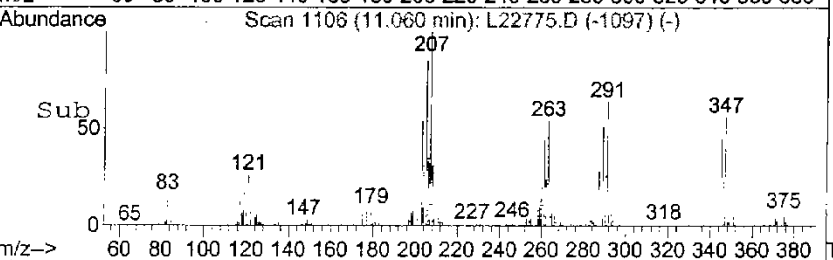
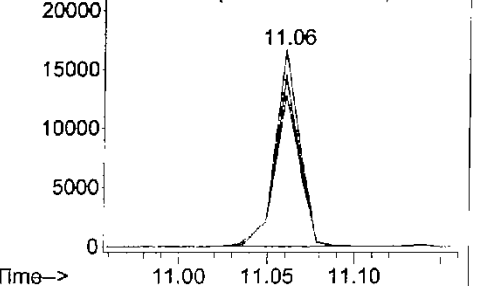


#6
 Monobutyltin
 Concen: 24.09 UG/L
 RT: 11.06 min Scan# 1106
 Delta R.T. -0.01 min
 Lab File: L22775.D
 Acq: 06 Apr 2007 18:07

Tgt Ion	Resp	Lower	Upper
291	30206		
347	47.7	21.6	86.4
263	48.7	19.5	78.1
261	44.1	17.4	69.8



Abundance Ion 291.00 (290.70 to 291.70): L22775
 Ion 347.00 (346.70 to 347.70): L22775
 Ion 263.00 (262.70 to 263.70): L22775
 Ion 261.00 (260.70 to 261.70): L22775



Data File Name L22775.D
Data File Path T:\DATA\0492007\
Operator Brent Hepner SEA008
Date Acquired 4/6/2007 18:07
Sample Name 50 UG/L ORGTIN ICAL 979-45-3C
Instrument Name

#	Name	Target Response	ICAL ISTD Response	%	PASS/FAIL
1)	Phenanthrene D10 (I)	86925	83528	104%	PASS

Data File : T:\DATA\0492007\L22776.D
 Acq On : 06 Apr 2007 18:30
 Sample : 10 UG/L ORGTIN ICAL 979-45-3D
 Misc : bt\$SEA800141
 MS Integration Params: rteint.p
 Quant Time: Apr 09 10:33:26 2007

Vial: 0
 Operator: Brent Hepner SEI
 Inst :
 Multiplr: 1.00

Quant Results File: ORGTIN04092007M.I

Quant Method : T:\METHODS\ORGTIN04092007M.M (RTE Integrator)
 Title : ORGANOTIN
 Last Update : Mon Apr 09 10:33:18 2007
 Response via : Initial Calibration
 DataAcq Meth :

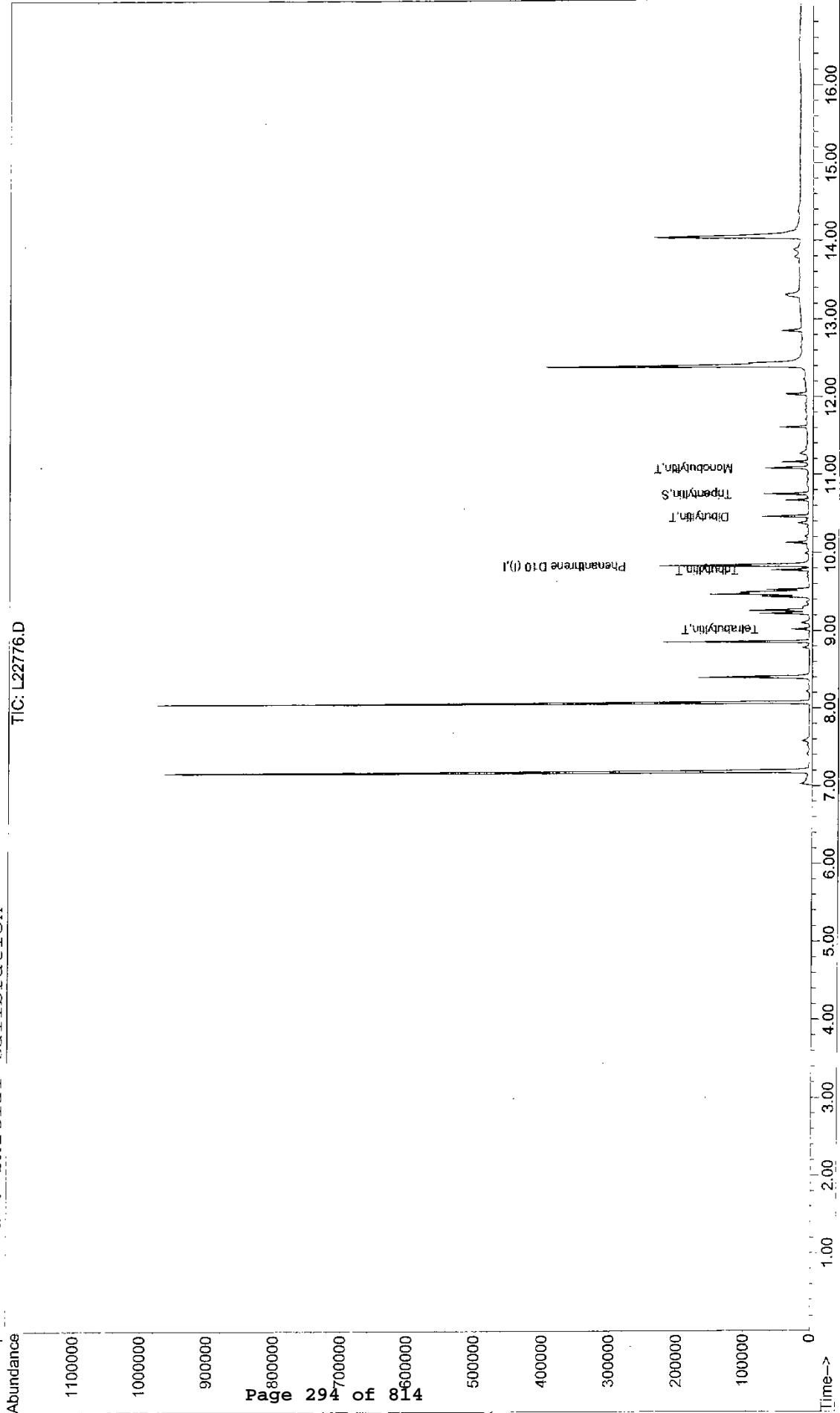
Internal Standards	R.T.	QIon	Response	Conc	Units	Dev(Min)	
1) Phenanthrene D10 (I)	9.84	188	84541+	100.00	UG/L	0.01	
System Monitoring Compounds							
2) Tripentyltin	10.75	347	5870+	10.06	UG/L	0.01	
Target Compounds							Qvalue
3) Tetrabutyltin	9.02	235	5849+	10.38	UG/L		98
4) Tributyltin	9.78	319	4988+	7.13	UG/L		92
5) Dibutyltin	10.46	347	7463+	5.35	UG/L		91
6) Monobutyltin	11.08	291	6004+	4.64	UG/L		91

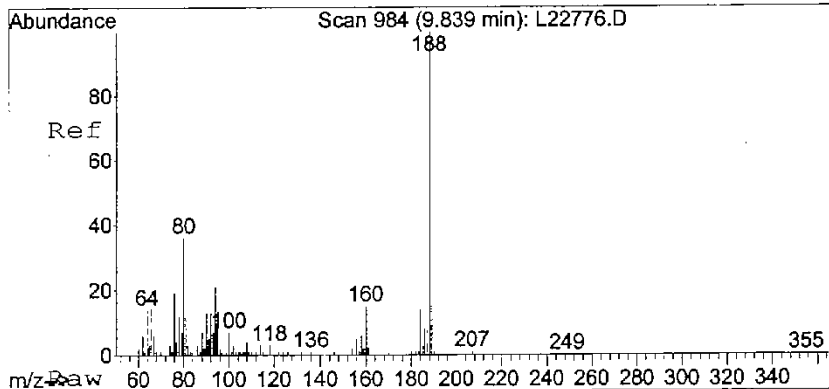
Data File : T:\DATA\0492007\L22776.D
 Acq On : 06 Apr 2007 18:30
 Sample : 10 UC/L ORGTIN ICAL 979-45-3D
 Misc : bt\$SEA800141
 MS Integration Params: rteint.p
 Quant Time: Apr 9 10:33 2007

Vial: 0
 Operator: Brent Hepner SEA008
 Inst :
 Multiplr: 1.00

Quant Results File: ORGTIN04092007M.RES

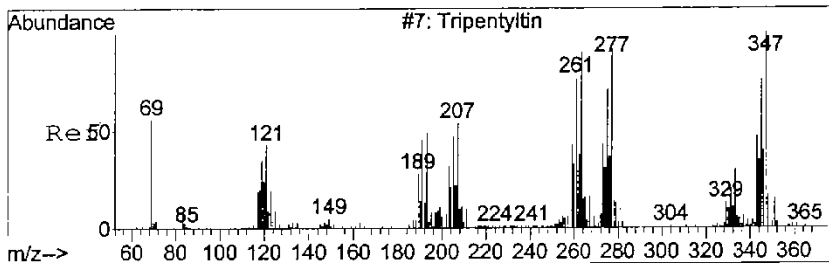
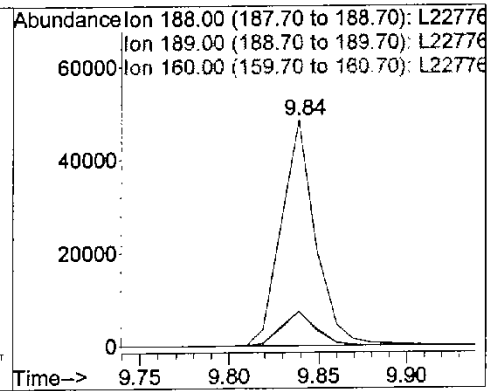
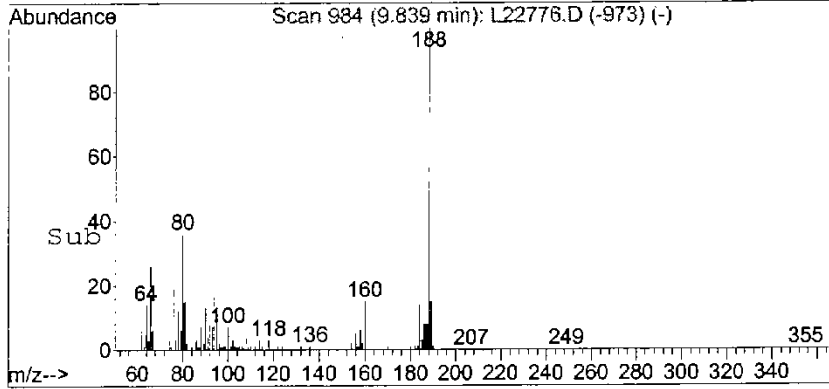
Method : T:\METHODS\ORGTIN04092007M.M (RTE Integrator)
 Title : ORGANOTIN
 Last Update : Mon Apr 09 10:34:25 2007
 Response via : Initial Calibration





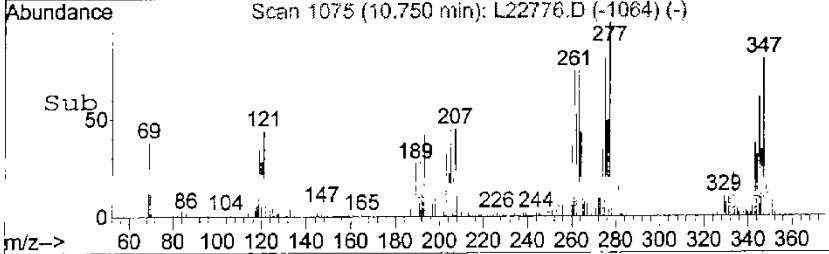
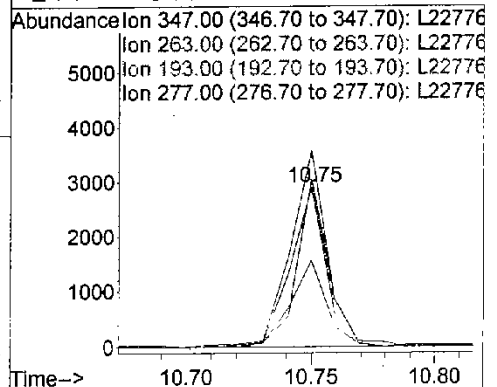
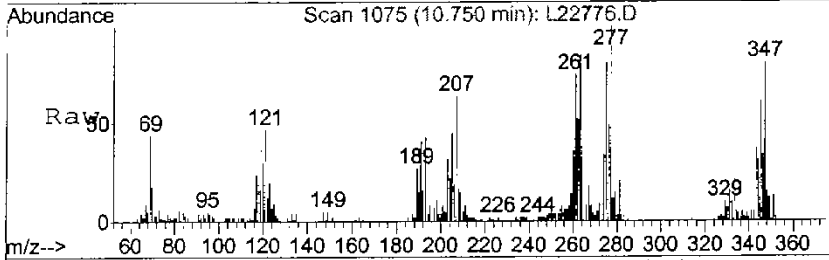
#1
 Phenanthrene D10 (I)
 Concen: 100.00 UG/L
 RT: 9.84 min Scan# 984
 Delta R.T. 0.01 min
 Lab File: L22776.D
 Acq: 06 Apr 2007 18:30

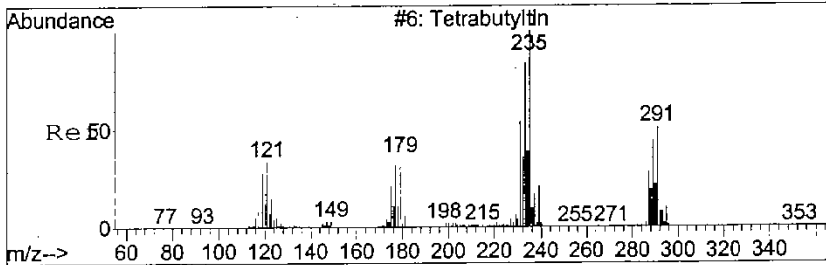
Tgt Ion	Ratio	Lower	Upper
188	100		
189	11.6	6.4	15.0
160	12.1	7.4	17.4



#2
 Tripentyltin
 Concen: 10.06 UG/L
 RT: 10.75 min Scan# 1075
 Delta R.T. 0.01 min
 Lab File: L22776.D
 Acq: 06 Apr 2007 18:30

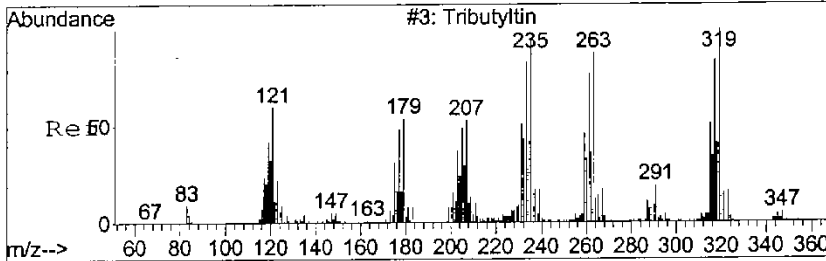
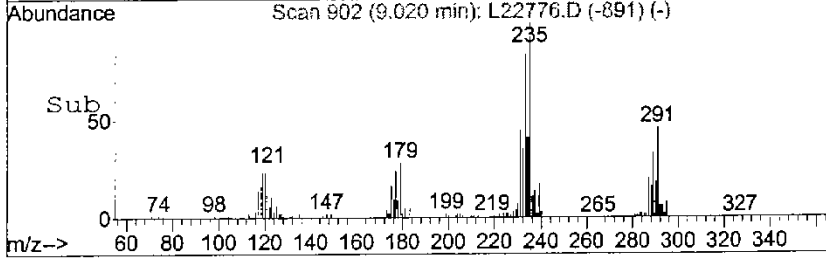
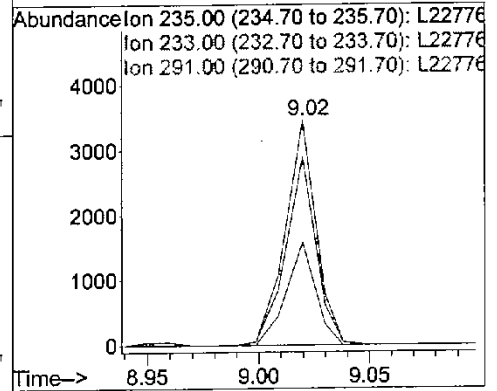
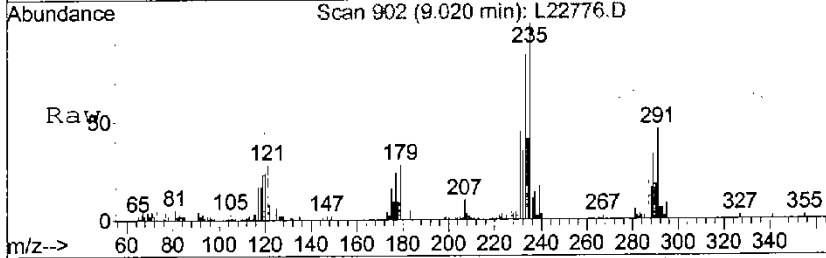
Tgt Ion	Ratio	Lower	Upper
347	100		
263	48.7	18.4	73.4
193	29.1	13.7	41.0
277	64.5	26.4	79.2





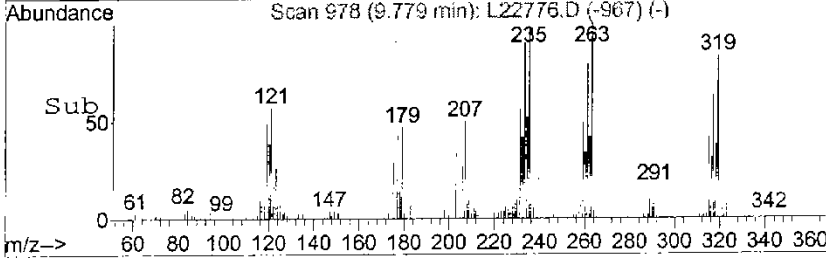
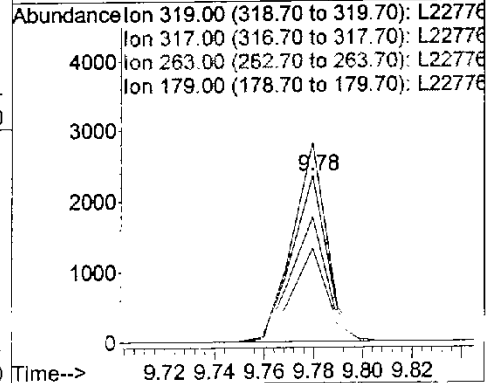
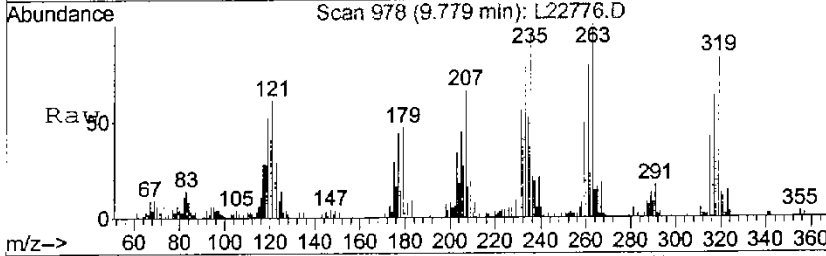
#3
 Tetrabutyltin
 Concen: 10.38 UG/L
 RT: 9.02 min Scan# 902
 Delta R.T. 0.01 min
 Lab File: L22776.D
 Acq: 06 Apr 2007 18:30

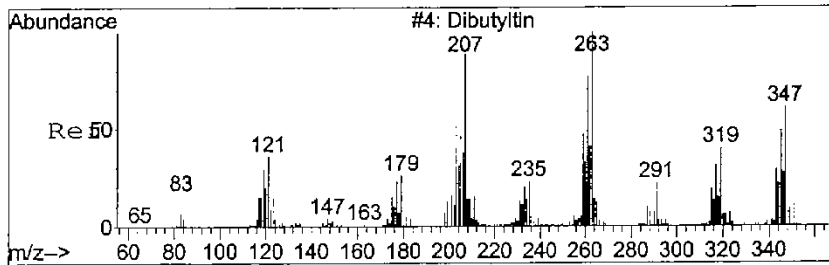
Tgt Ion	Resp	Lower	Upper
235	100		
233	44.8	31.7	58.9
291	24.2	18.6	34.5



#4
 Tributyltin
 Concen: 7.13 UG/L
 RT: 9.78 min Scan# 978
 Delta R.T. 0.01 min
 Lab File: L22776.D
 Acq: 06 Apr 2007 18:30

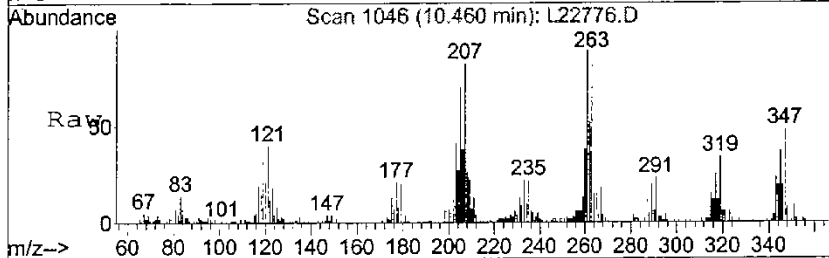
Tgt Ion	Resp	Lower	Upper
319	100		
317	35.2	29.9	55.5
263	53.8	33.8	62.8
179	25.9	17.3	32.1



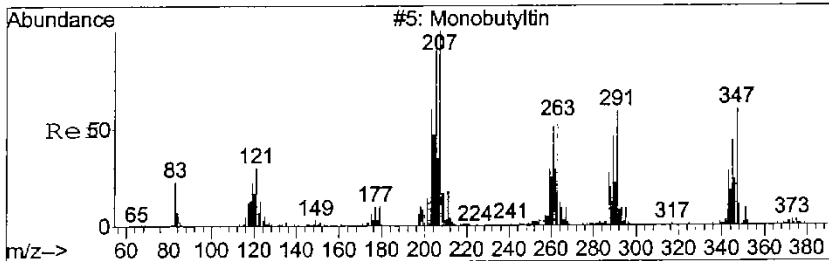
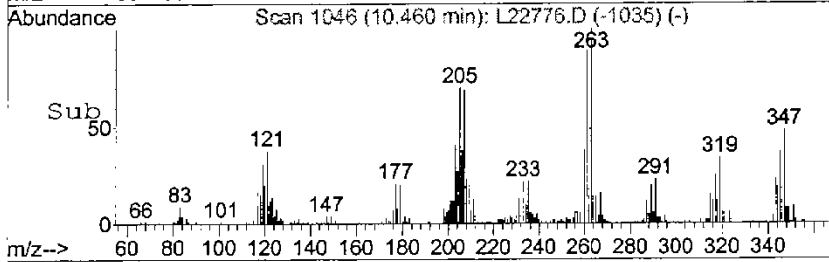
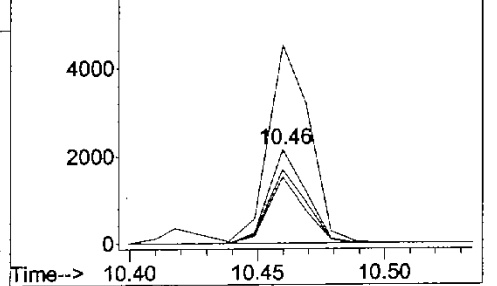


#5
 Dibutyltin
 Concen: 5.35 UG/L
 RT: 10.46 min Scan# 1046
 Delta R.T. 0.01 min
 Lab File: L22776.D
 Acq: 06 Apr 2007 18:30

Tgt Ion	Resp	Lower	Upper
347	100		
345	23.6	19.5	36.3
263	70.4	43.8	81.3
319	20.1	16.2	30.2

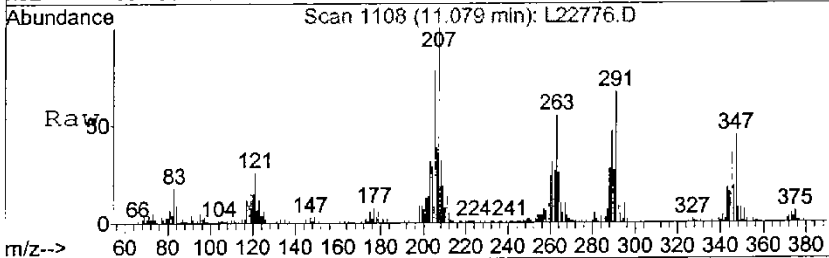


Abundance Ion 347.00 (346.70 to 347.70): L22776
 Ion 345.00 (344.70 to 345.70): L22776
 Ion 263.00 (262.70 to 263.70): L22776
 Ion 319.00 (318.70 to 319.70): L22776

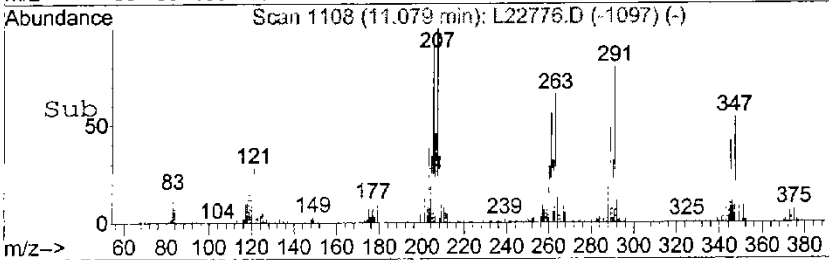
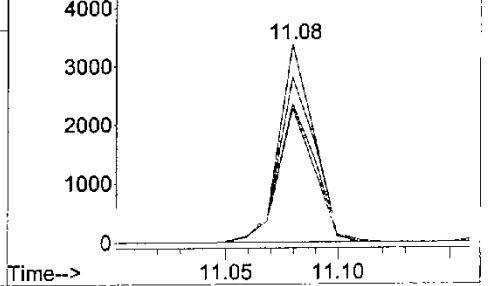


#6
 Monobutyltin
 Concen: 4.64 UG/L
 RT: 11.08 min Scan# 1108
 Delta R.T. 0.01 min
 Lab File: L22776.D
 Acq: 06 Apr 2007 18:30

Tgt Ion	Resp	Lower	Upper
291	100		
347	40.0	21.6	86.4
263	51.6	19.5	78.1
261	42.6	17.4	69.8



Abundance Ion 291.00 (290.70 to 291.70): L22776
 Ion 347.00 (346.70 to 347.70): L22776
 Ion 263.00 (262.70 to 263.70): L22776
 Ion 261.00 (260.70 to 261.70): L22776



Data File Name L22776.D
Data File Path T:\DATA\0492007\
Operator Brent Hepner SEA008
Date Acquired 4/6/2007 18:30
Sample Name 10 UG/L ORGTIN ICAL 979-45-3D
Instrument Name

#	Name	Target Response	ICAL ISTD Response	%	PASS/FAIL
1)	Phenanthrene D10 (I)	84541	83528	101%	PASS

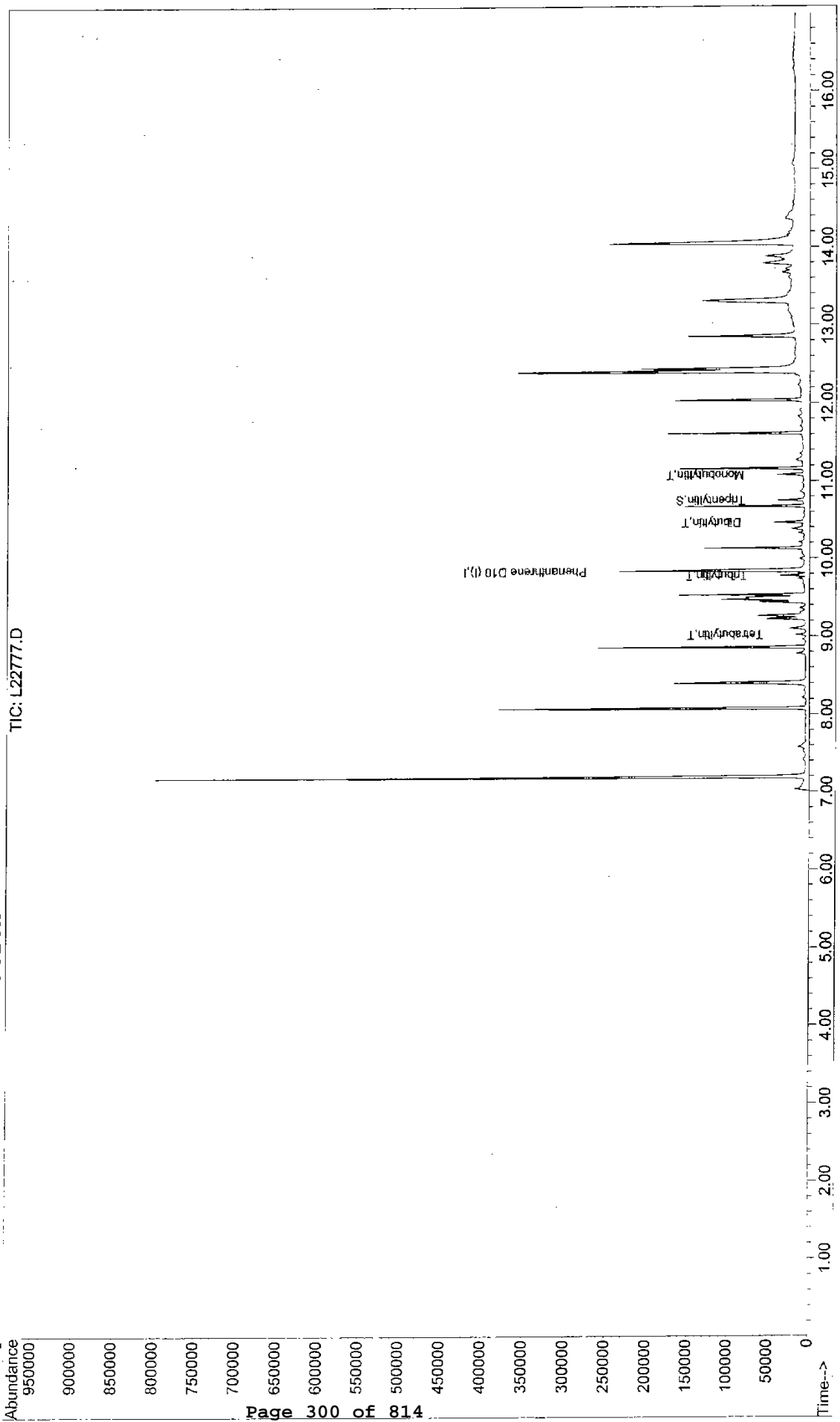
Data File : T:\DATA\0492007\L22777.D Vial: 0
 Acq On : 06 Apr 2007 18:53 Operator: Brent Hepner SEI
 Sample : 5.0 UG/L ORGTIN ICAL 979-45-3E Inst :
 Misc : bt\$SEA800141 Multiplr: 1.00
 MS Integration Params: rteint.p
 Quant Time: Apr 09 10:33:43 2007 Quant Results File: ORGTIN04092007M.I

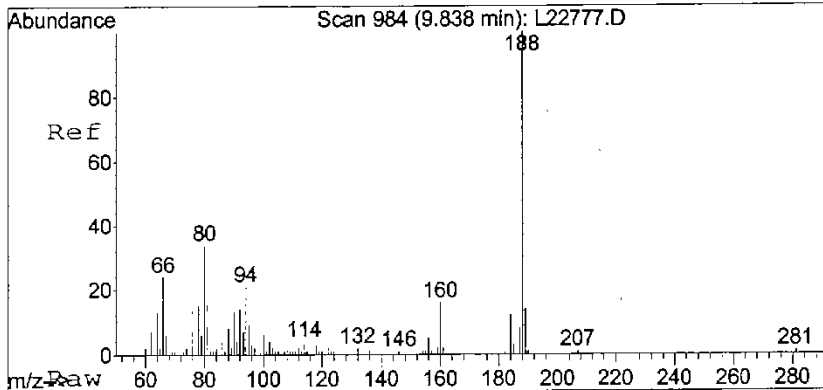
Quant Method : T:\METHODS\ORGTIN04092007M.M (RTE Integrator)
 Title : ORGANOTIN
 Last Update : Mon Apr 09 10:33:35 2007
 Response via : Initial Calibration
 DataAcq Meth :

Internal Standards	R.T.	QIon	Response	Conc	Units	Dev (Min)
1) Phenanthrene D10 (I)	9.84	188	83773+	100.00	UG/L	0.00
System Monitoring Compounds						
2) Tripentyltin	10.75	347	2234+	3.86	UG/L	0.01
Target Compounds						Qvalue
3) Tetrabutyltin	9.02	235	3088+	5.48	UG/L	98
4) Tributyltin	9.78	319	2798+	4.06	UG/L	92
5) Dibutyltin	10.46	347	4253+	3.14	UG/L	89
6) Monobutyltin	11.08	291	3081+	2.32	UG/L	87

Data File : T:\DATA\0492007\L22777.D
Acq On : 06 Apr 2007 18:53
Sample : 5.0 UG/L ORGTIN ICAL 979-45-3E
Misc : bt\$SEA800141
MS Integration Params: rteint.p
Quant. Time: Apr 9 10:33 2007
Vial: 0
Operator: Brent Hepner SEA008
Inst :
Multiplr: 1.00
Quant Results File: ORGTIN0492007M.RES

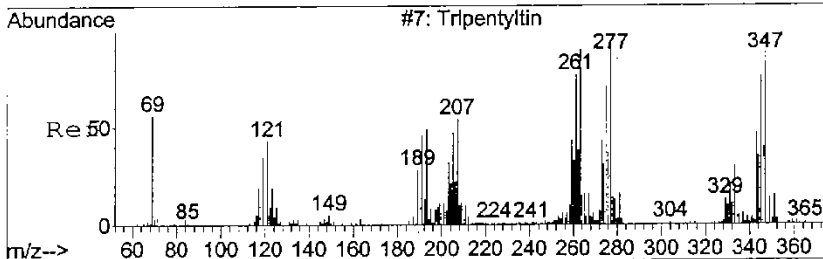
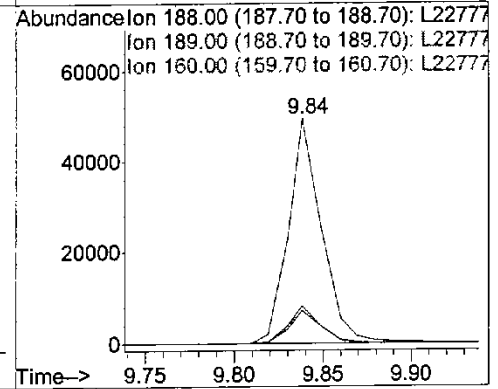
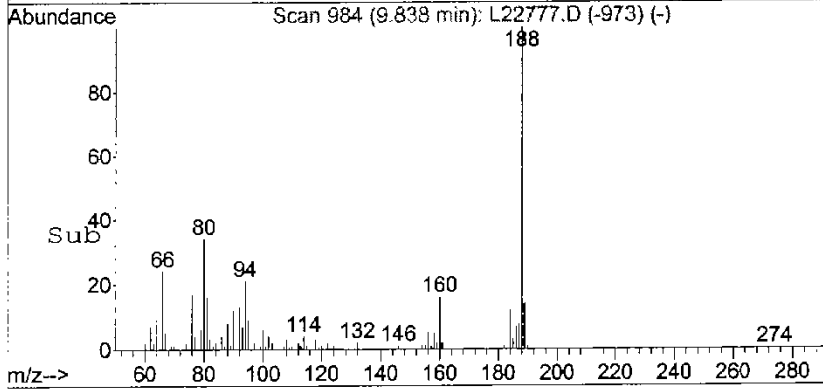
Method : T:\METHODS\ORGTIN0492007M.M (RTE Integrator)
Title : ORGANOTIN
Last Update : Mon Apr 09 10:34:25 2007
Response via : Initial Calibration





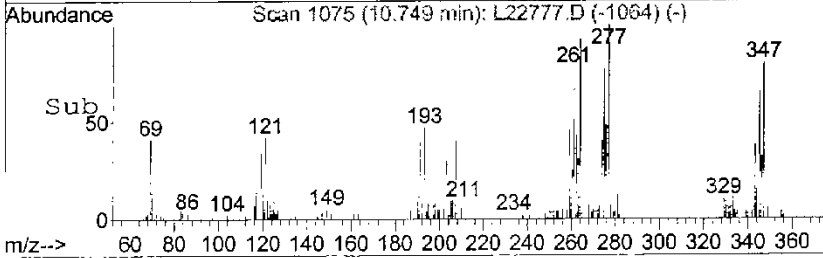
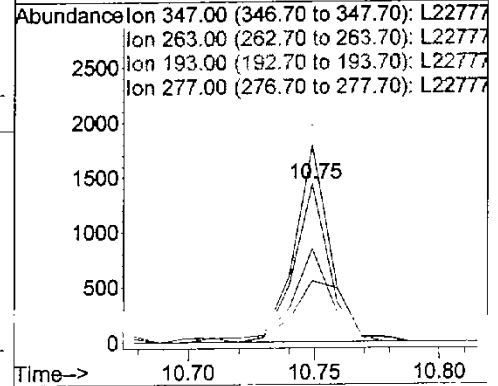
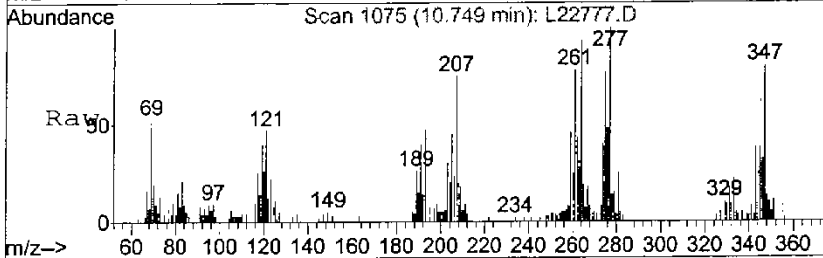
#1
 Phenanthrene D10 (I)
 Concen: 100.00 UG/L
 RT: 9.84 min Scan# 984
 Delta R.T. 0.01 min
 Lab File: L22777.D
 Acq: 06 Apr 2007 18:53

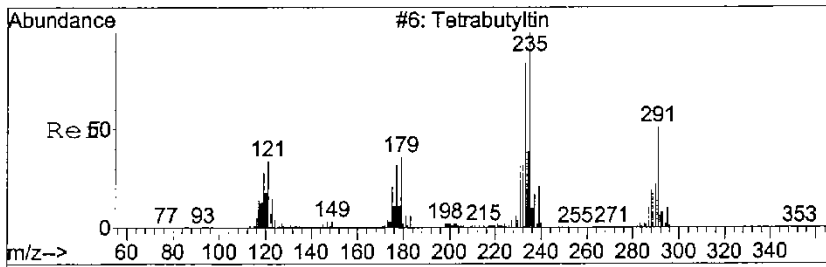
Tgt Ion	Resp	Lower	Upper
188	83773	100	
189	11.0	6.4	15.0
160	12.4	7.4	17.4



#2
 Tripenlytin
 Concen: 3.86 UG/L
 RT: 10.75 min Scan# 1075
 Delta R.T. 0.01 min
 Lab File: L22777.D
 Acq: 06 Apr 2007 18:53

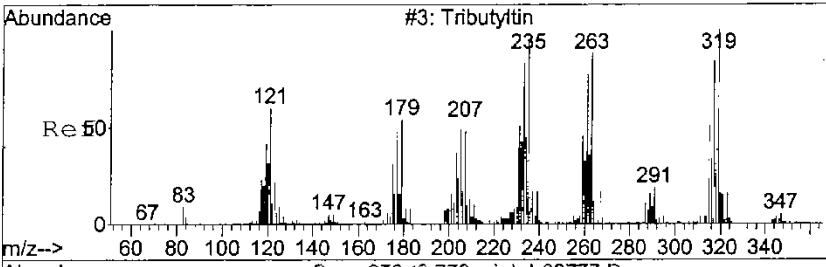
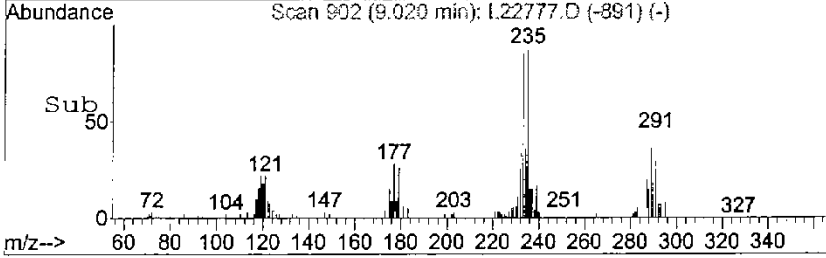
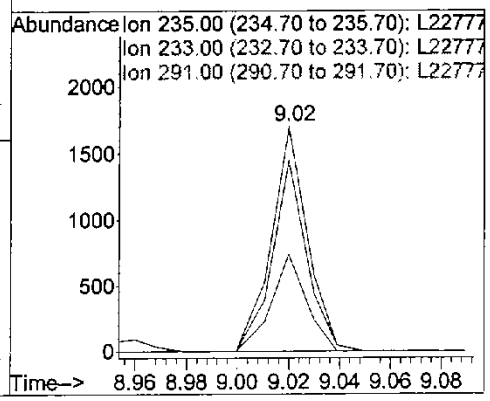
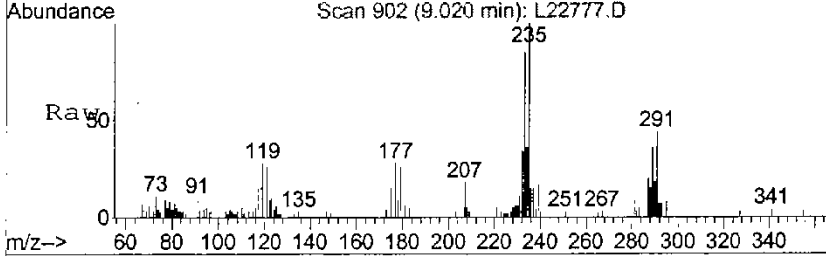
Tgt Ion	Resp	Lower	Upper
347	2234	100	
263	36.8	18.4	73.4
193	43.5	13.7	41.0#
277	81.7	26.4	79.2#





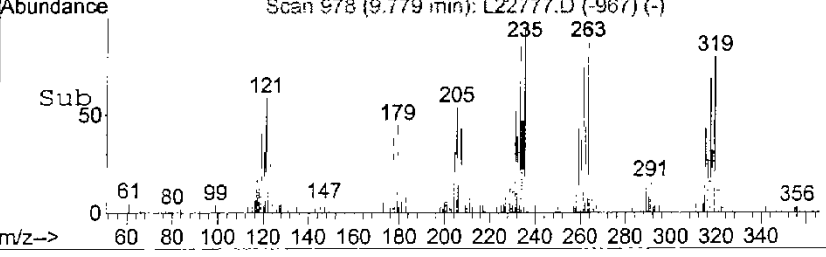
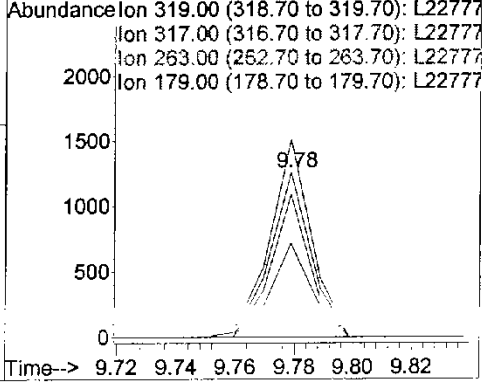
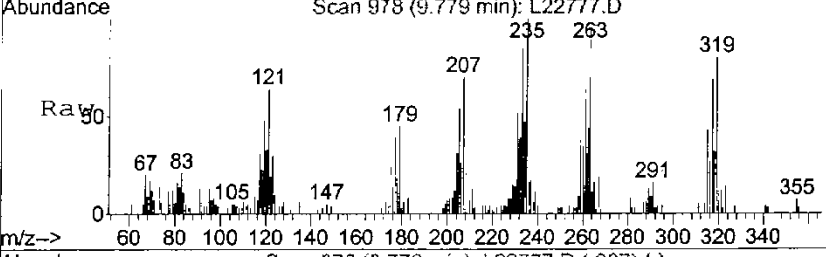
#3
 Tetra-butyltin
 Concen: 5.48 UG/L
 RT: 9.02 min Scan# 902
 Delta R.T. 0.01 min
 Lab File: L22777.D
 Acq: 06 Apr 2007 18:53

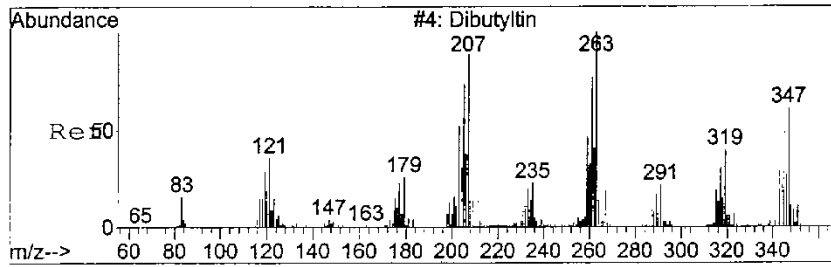
Tgt Ion	Resp	Lower	Upper
235	3088	100	
233	44.9	31.7	58.9
291	24.0	18.6	34.5



#4
 Tributyltin
 Concen: 4.06 UG/L
 RT: 9.78 min Scan# 978
 Delta R.T. 0.01 min
 Lab File: L22777.D
 Acq: 06 Apr 2007 18:53

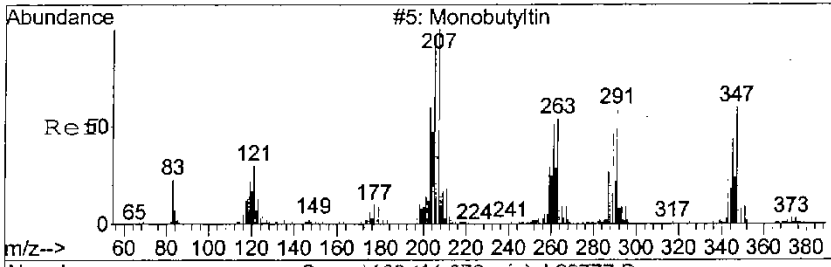
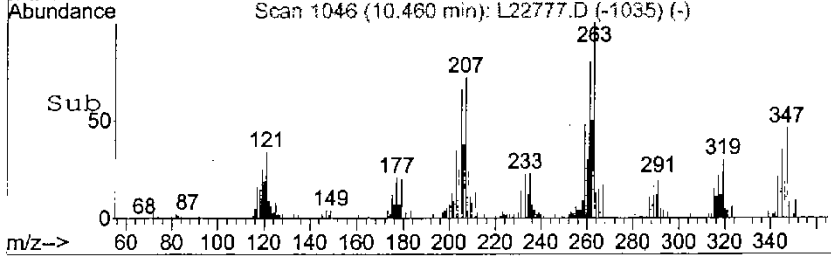
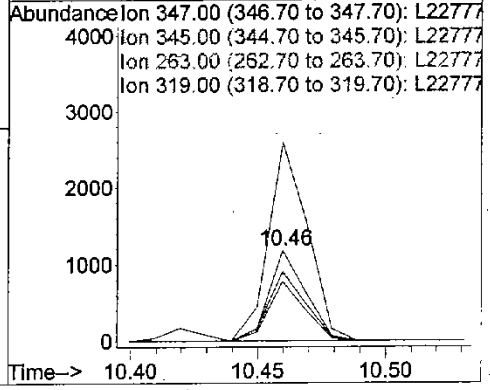
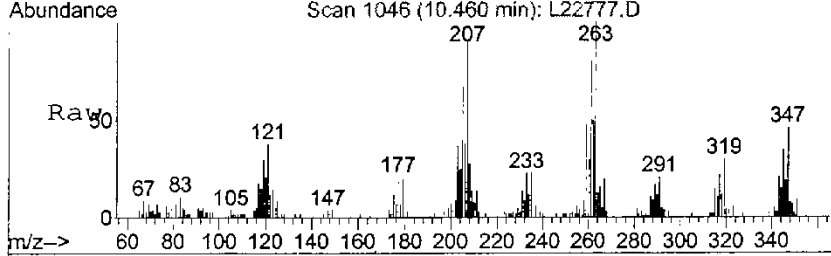
Tgt Ion	Resp	Lower	Upper
319	2798	100	
317	37.2	29.9	55.5
263	55.3	33.8	62.8
179	25.4	17.3	32.1





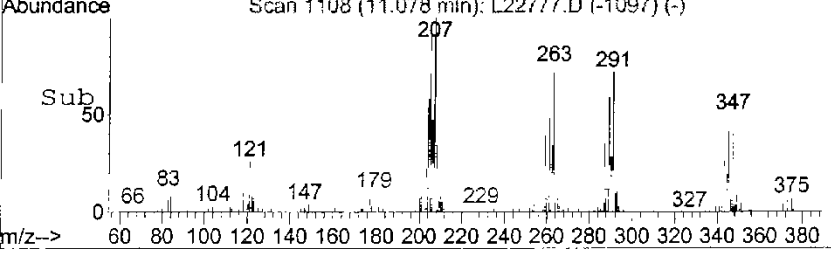
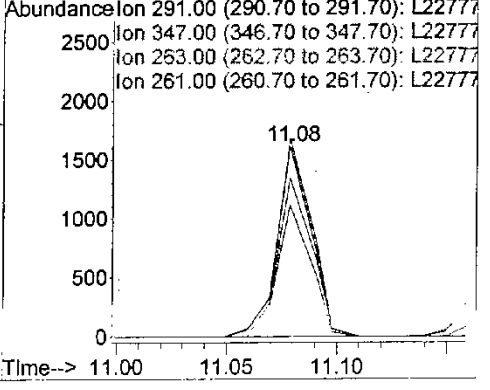
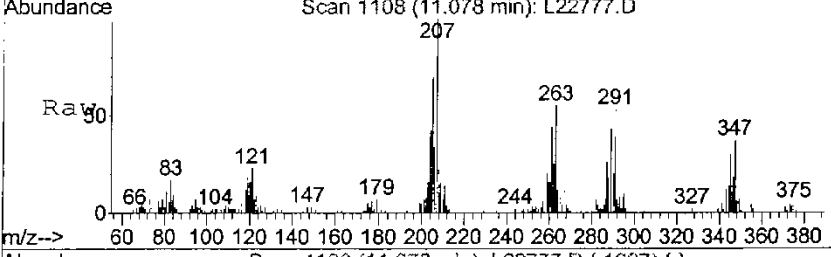
#5
 Dibutyltin
 Concen: 3.14 UG/L
 RT: 10.46 min Scan# 1046
 Delta R.T. 0.01 min
 Lab File: L22777.D
 Acq: 06 Apr 2007 18:53

Tgt Ion: 347	Resp: 4253	
Ion Ratio	Lower Upper	
347	100	
345	22.7	19.5 36.3
263	71.3	43.8 81.3
319	18.8	16.2 30.2



#6
 Monobutyltin
 Concen: 2.32 UG/L
 RT: 11.08 min Scan# 1108
 Delta R.T. 0.01 min
 Lab File: L22777.D
 Acq: 06 Apr 2007 18:53

Tgt Ion: 291	Resp: 3081	
Ion Ratio	Lower Upper	
291	100	
347	38.9	21.6 86.4
263	58.0	19.5 78.1
261	45.4	17.4 69.8



Data File Name L22777.D
Data File Path T:\DATA\0492007\
Operator Brent Hepner SEA008
Date Acquired 4/6/2007 18:53
Sample Name 5.0 UG/L ORGTIN ICAL 979-45-3E
Instrument Name

#	Name	Target Response	ICAL ISTD Response	%	PASS/FAIL
1)	Phenanthrene D10 (I)	83773	83528	100%	PASS

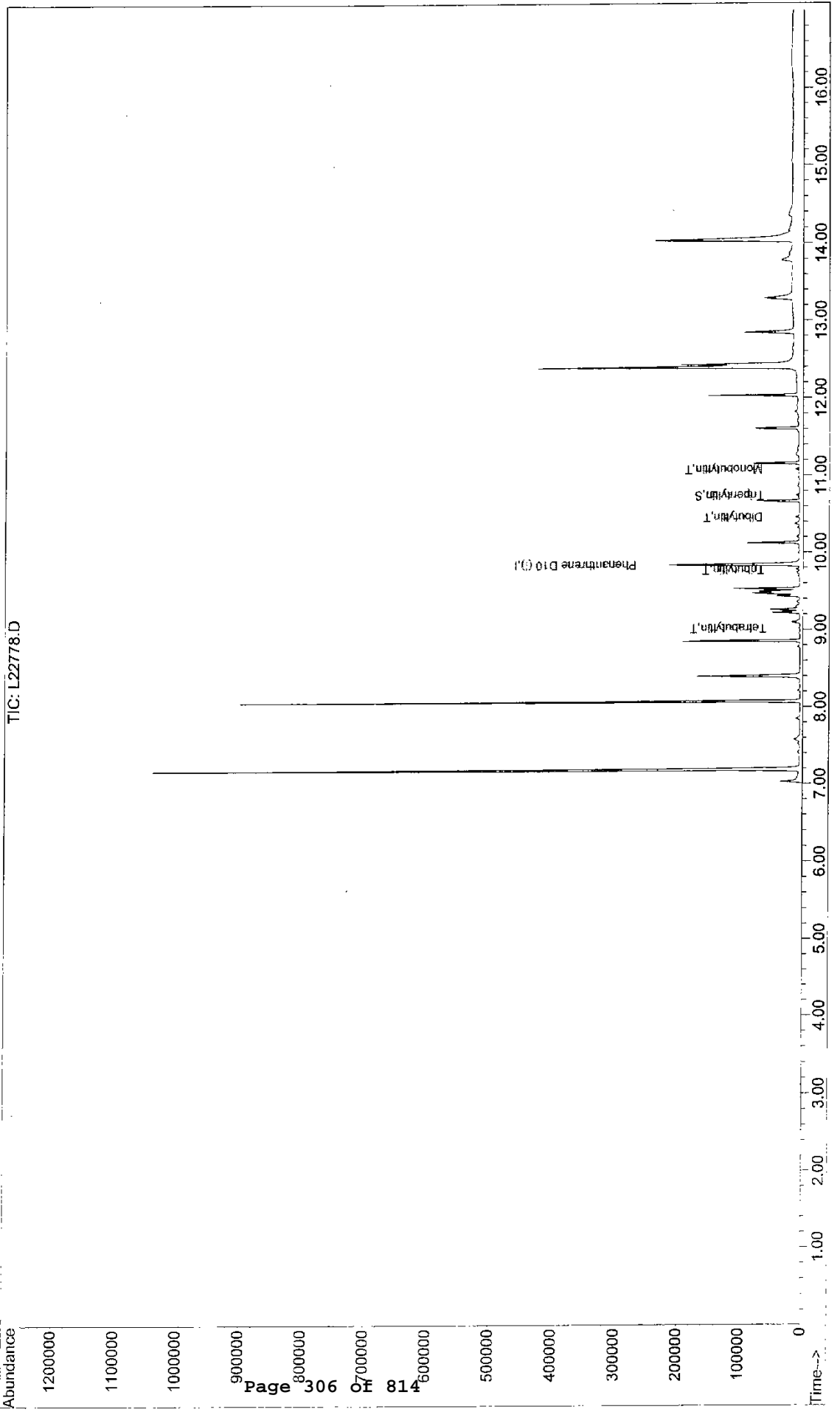
Data File : T:\DATA\0492007\L22778.D Vial: 0
 Acq On : 06 Apr 2007 19:16 Operator: Brent Hepner SEI
 Sample : 1.0 UG/L ORGTIN ICAL 979-45-3F Inst :
 Misc : bt\$SEA800141 Multiplr: 1.00
 MS Integration Params: rteint.p
 Quant Time: Apr 09 10:34:15 2007 Quant Results File: ORGTIN04092007M.1

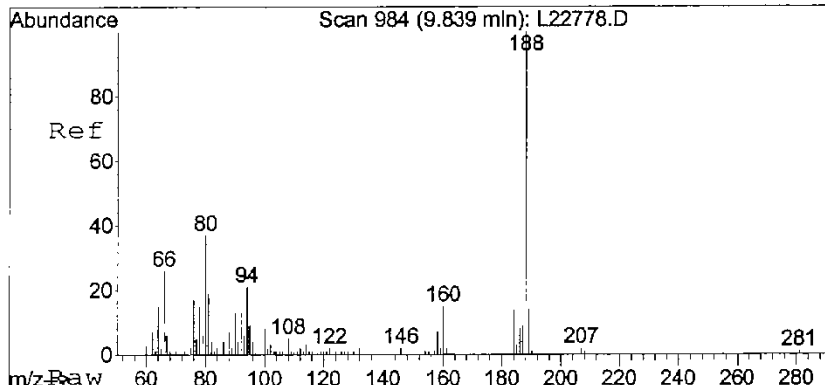
Quant Method : T:\METHODS\ORGTIN04092007M.M (RTE Integrator)
 Title : ORGANOTIN
 Last Update : Mon Apr 09 10:34:08 2007
 Response via : Initial Calibration
 DataAcq Meth :

Internal Standards	R.T.	QIon	Response	Conc	Units	Dev(Min)	
1) Phenanthrene D10 (I)	9.84	188	86372+	100.00	UG/L	0.01	
System Monitoring Compounds							
2) Tripentyltin	10.74	347	549+	0.96	UG/L	0.00	
Target Compounds							Qvalue
3) Tetrabutyltin	9.02	235	723+	1.22	UG/L		95
4) Tributyltin	9.77	319	509+	0.70	UG/L		89
5) Dibutyltin	10.46	347	881+	0.62	UG/L		89
6) Monobutyltin	11.08	291	606+	0.43	UG/L		83

Data File : T:\DATA\0492007\L22778.D
 Acq On : 06 Apr 2007 19:16
 Sample : 1.0 UG/L ORGTIN ICAL 979-45-3F
 Misc : bt\$SEA800141
 MS Integration Params: rteint.p
 Quant Time: Apr 9 10:34 2007
 Vial: 0
 Operator: Brent Hepner SEA008
 Inst :
 Multiplr: 1.00
 Quant Results File: ORGTIN04092007M.RES

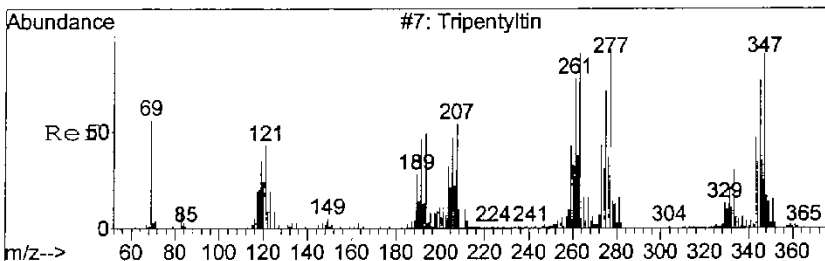
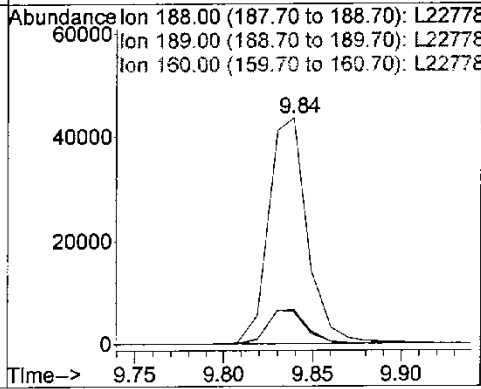
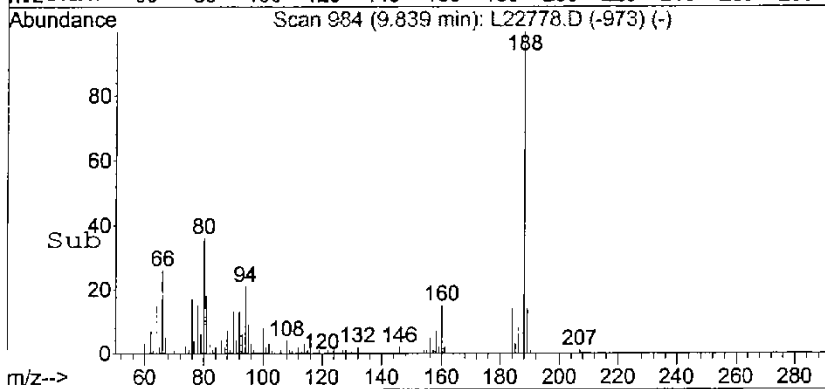
Method : T:\METHODS\ORGTIN04092007M.M (RTE Integrator)
 Title : ORGANOTIN
 Last Update : Mon Apr 09 10:34:25 2007
 Response via : Initial Calibration





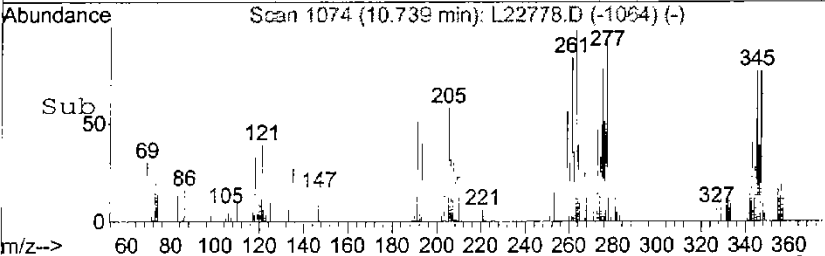
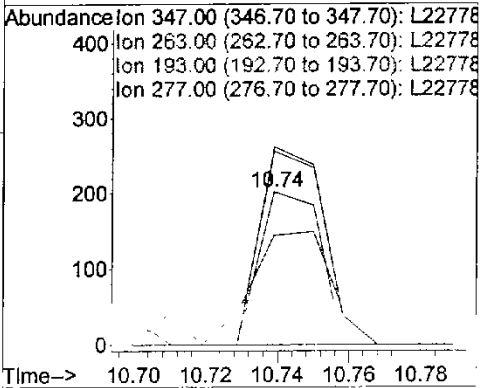
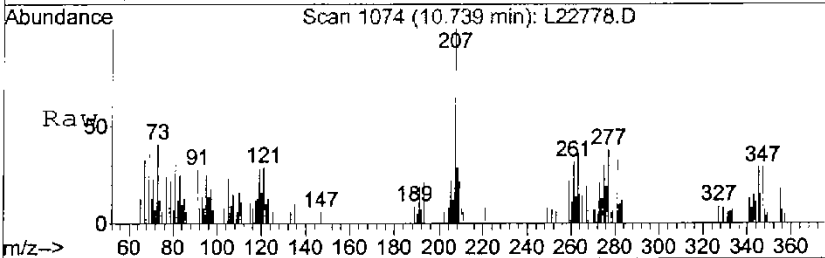
#1
 Phenanthrene D10 (I)
 Concen: 100.00 UG/L
 RT: 9.84 min Scan# 984
 Delta R.T. 0.01 min
 Lab File: L22778.D
 Acq: 06 Apr 2007 19:16

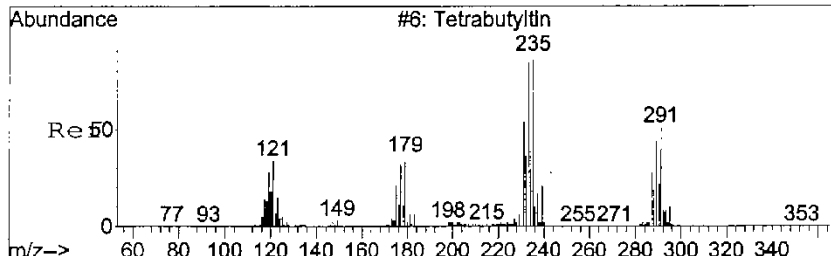
Tgt Ion	Resp	Lower	Upper
188	86372	100	
189	11.4	6.4	15.0
160	12.1	7.4	17.4



#2
 Tripentyltin
 Concen: 0.96 UG/L
 RT: 10.74 min Scan# 1074
 Delta R.T. 0.00 min
 Lab File: L22778.D
 Acq: 06 Apr 2007 19:16

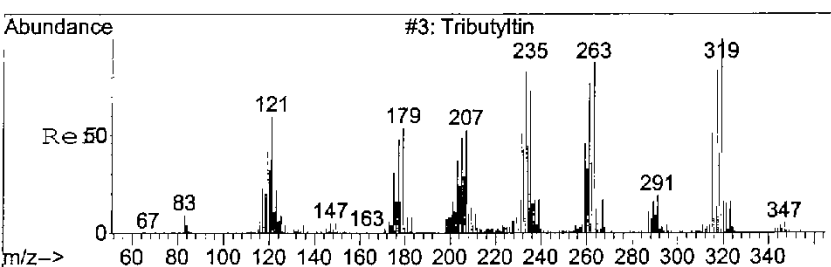
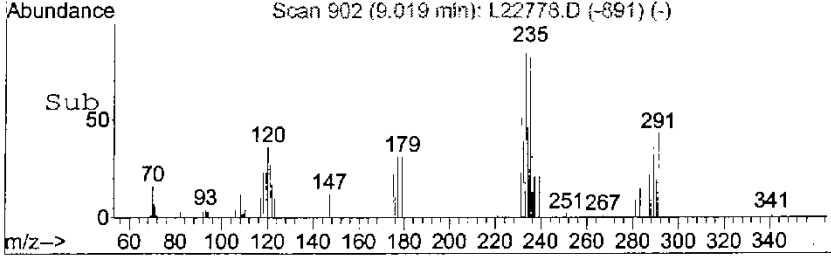
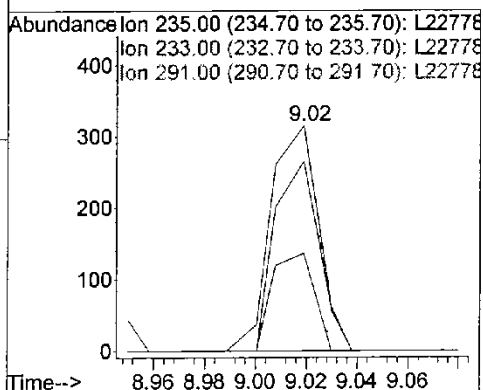
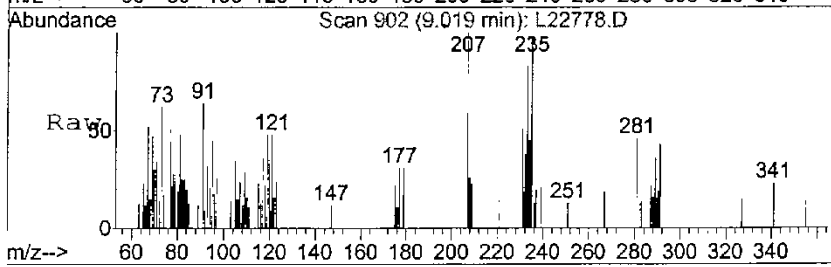
Tgt Ion	Resp	Lower	Upper
347	549	100	
263	58.3	18.4	73.4
193	42.1	13.7	41.0#
277	63.6	26.4	79.2





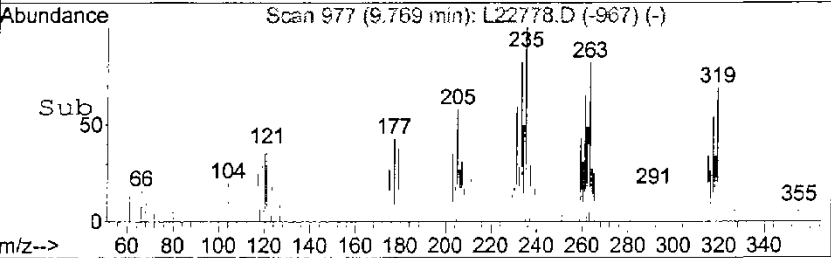
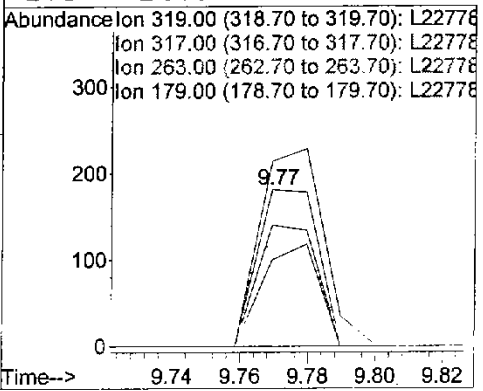
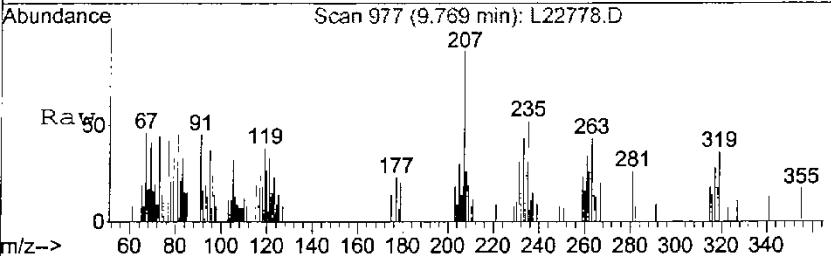
#3
Tetrabutyltin
Concen: 1.22 UG/L
RT: 9.02 min Scan# 902
Delta R.T. 0.01 min
Lab File: L22778.D
Acq: 06 Apr 2007 19:16

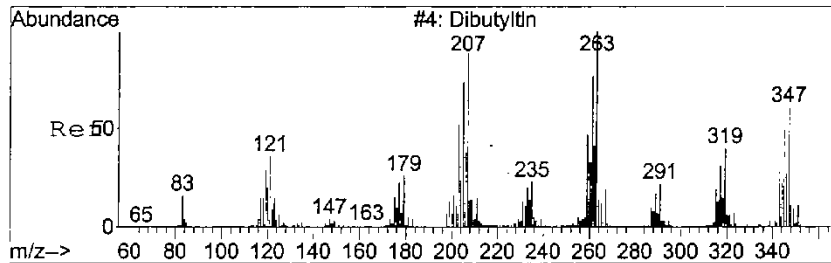
Tgt Ion	Ratio	Lower	Upper	Resp
235	100			723
233	44.4	31.7	58.9	
291	20.9	18.6	34.5	



#4
Tributyltin
Concen: 0.70 UG/L
RT: 9.77 min Scan# 977
Delta R.T. 0.00 min
Lab File: L22778.D
Acq: 06 Apr 2007 19:16

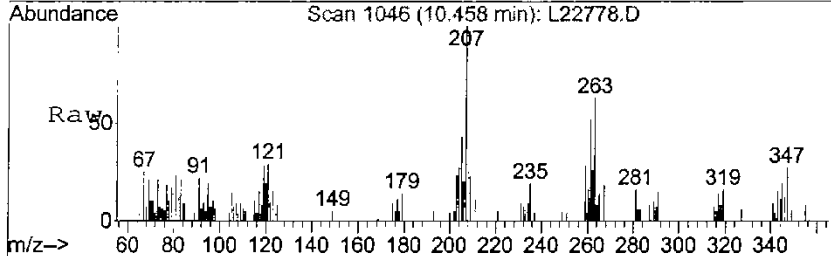
Tgt Ion	Ratio	Lower	Upper	Resp
319	100			509
317	33.8	29.9	55.5	
263	55.8	33.8	62.8	
179	26.9	17.3	32.1	



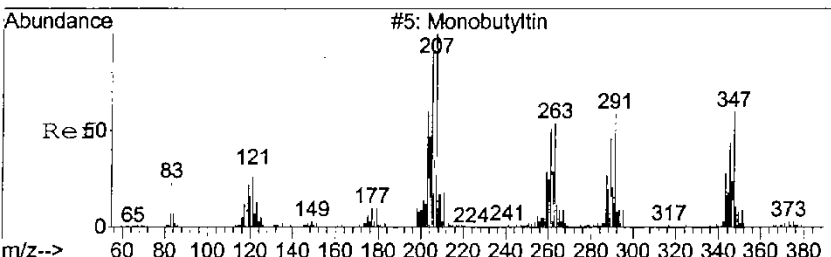
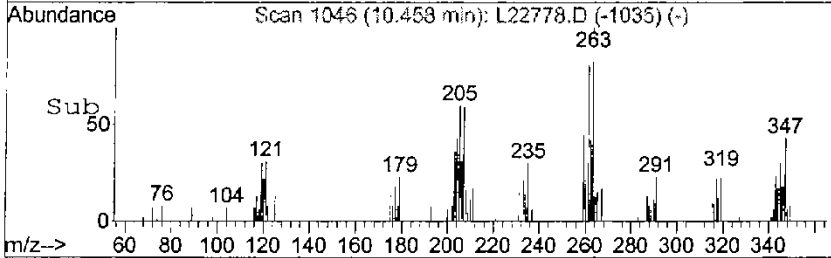
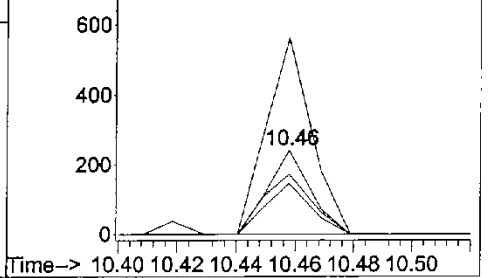


#5
 Dibutyltin
 Concen: 0.62 UG/L
 RT: 10.46 min Scan# 1046
 Delta R.T. 0.01 min
 Lab File: L22778.D
 Acq: 06 Apr 2007 19:16

Tgt Ion	Resp	Lower	Upper
347	100		
345	23.3	19.5	36.3
263	71.5	43.8	81.3
319	18.3	16.2	30.2

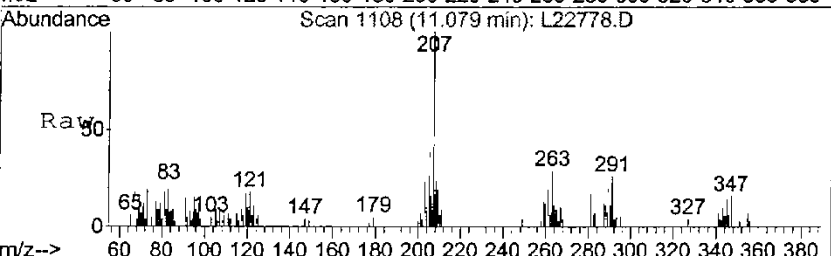


Abundance
 Ion 347.00 (346.70 to 347.70): L22778
 Ion 345.00 (344.70 to 345.70): L22778
 Ion 263.00 (262.70 to 263.70): L22778
 Ion 319.00 (318.70 to 319.70): L22778

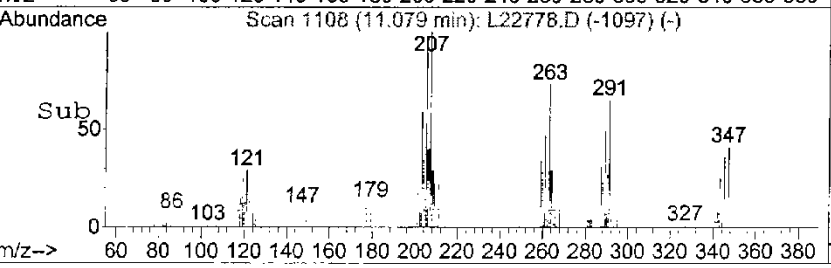
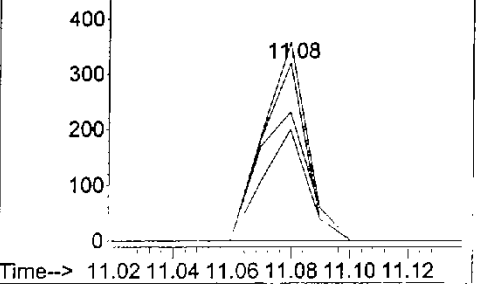


#6
 Monobutyltin
 Concen: 0.43 UG/L
 RT: 11.08 min Scan# 1108
 Delta R.T. 0.01 min
 Lab File: L22778.D
 Acq: 06 Apr 2007 19:16

Tgt Ion	Resp	Lower	Upper
291	100		
347	34.5	21.6	86.4
263	60.1	19.5	78.1
261	46.0	17.4	69.8



Abundance
 Ion 291.00 (290.70 to 291.70): L22778
 Ion 347.00 (346.70 to 347.70): L22778
 Ion 263.00 (262.70 to 263.70): L22778
 Ion 261.00 (260.70 to 261.70): L22778



Data File Name L22778.D
Data File Path T:\DATA\0492007\
Operator Brent Hepner SEA008
Date Acquired 4/6/2007 19:16
Sample Name 1.0 UG/L ORGTIN ICAL 979-45-3F
Instrument Name

#	Name	Target Response	ICAL ISTD Response	%	PASS/FAIL
1)	Phenanthrene D10 (I)	86372	83528	103%	PASS

Evaluate Continuing Calibration Report

Data File : T:\DATA\0492007\L22779.D Vial: 0
 Acq On : 06 Apr 2007 19:39 Operator: Brent Hepner
 Sample : 100 UG/L ORGTIN CCAL 979-45-6OCS Inst :
 Misc : bt\$SEA800141 Multiplr: 1.00
 MS Integration Params: rteint.p

Method : T:\METHODS\ORGTIN04092007M.M (RTE Integrator)
 Title : ORGANOTIN
 Last Update : Mon Apr 09 13:06:10 2007
 Response via : Multiple Level Calibration

Min. RRF : 0.000 Min. Rel. Area : 50% Max. R.T. Dev 0.50min
 Max. RRF Dev : 20% Max. Rel. Area : 200%

	Compound	Amount	Calc.	%Dev	Area%	Dev (min)
1 I	Phenanthrene D10 (I)	100.000	100.000	0.0	99	0.00
2 S	Tripentyltin	100.000	93.463	6.5	91	0.00
3 T	Tetrabutyltin	100.000	107.761	-7.8	119	0.00
4 T	Tributyltin	73.300	71.383	2.6	97	0.00
5 T	Dibutyltin	57.700	50.231	12.9	85	0.00
6 T	Monobutyltin	40.700	36.005	11.5	93	0.00


Data File : T:\DATA\0492007\L22779.D Vial: 0
 Acq On : 06 Apr 2007 19:39 Operator: Brent Hepner SEI
 Sample : 100 UG/L ORGTIN CCAL 979-45-60CS Inst :
 Misc : bt\$SEA800141 Multiplr: 1.00
 MS Integration Params: rteint.p
 Quant Time: Apr 09 13:06:13 2007 Quant Results File: ORGTIN04092007M.I

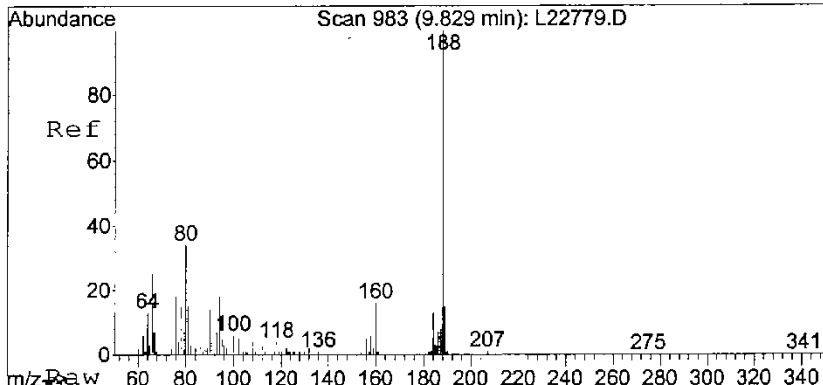
Quant Method : T:\METHODS\ORGTIN04092007M.M (RTE Integrator)
 Title : ORGANOTIN
 Last Update : Mon Apr 09 13:06:10 2007
 Response via : Initial Calibration
 DataAcq Meth :

Internal Standards	R.T.	QIon	Response	Conc	Units	Dev (Min)	
1) Phenanthrene D10 (I)	9.83	188	82936+	100.00	UG/L	0.00	
System Monitoring Compounds							
2) Tripentyltin	10.74	347	50810+	93.46	UG/L	0.00	
							Qvalue
Target Compounds							
3) Tetrabutyltin	9.01	235	63552+	107.76	UG/L		87
4) Tributyltin	9.77	319	49369+	71.38	UG/L		99
5) Dibutyltin	10.45	347	69464+	50.23	UG/L		96
6) Monobutyltin	11.07	291	49115+	36.00	UG/L		96

Data File : T:\DATA\0492007\L22779.D Vial: 0
 Acq On : 06 Apr 2007 19:39 Operator: Brent Hepner SEA008
 Sample : 100 UG/L ORGTIN CCAL 979-45-60CS Inst :
 Misc : bt\$SEA800141 Multiplr: 1.00
 MS Integration Params: rteint.p
 Quant Time: Apr 9 13:06 2007 Quant Results File: ORGTIN04092007M.RES

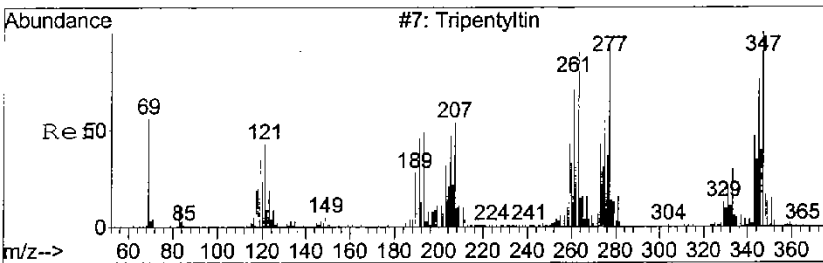
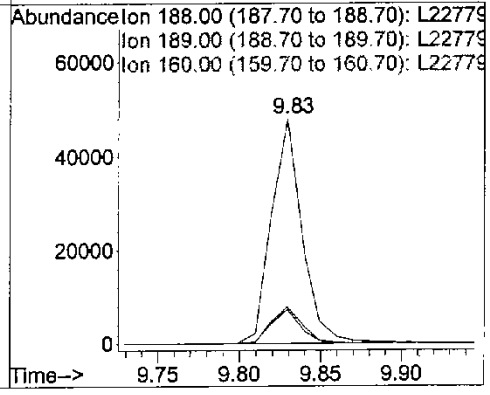
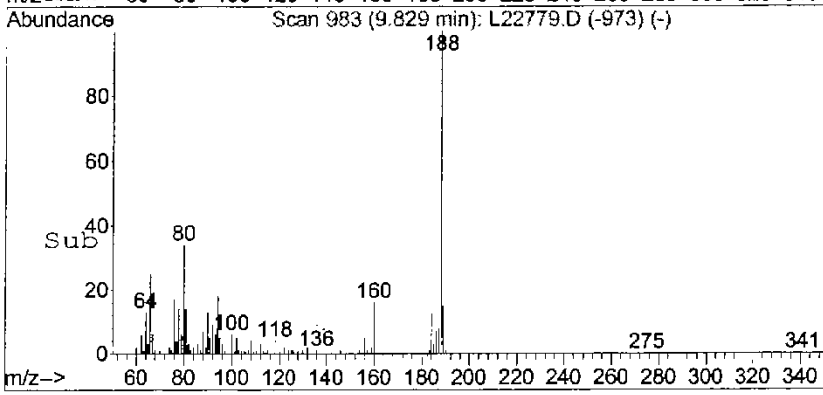
Method : T:\METHODS\ORGTIN04092007M.M (RTE Integrator)
 Title : ORGANOTIN
 Last Update : Mon Apr 09 13:06:10 2007
 Response via : Initial Calibration





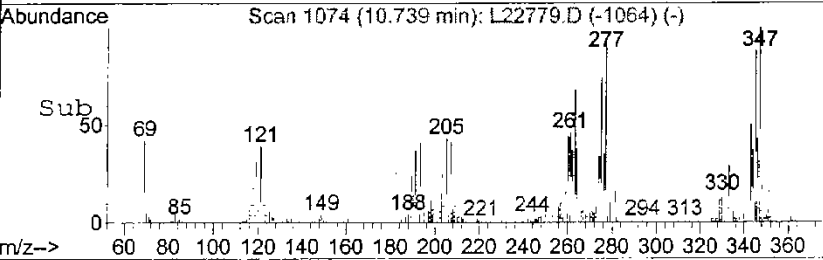
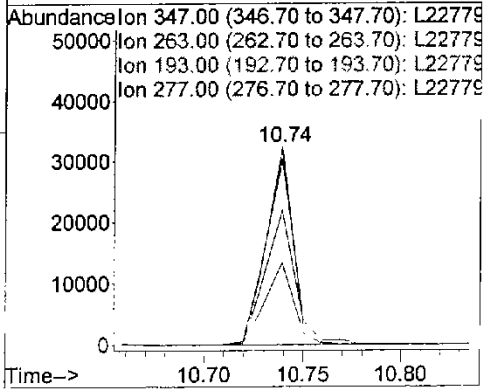
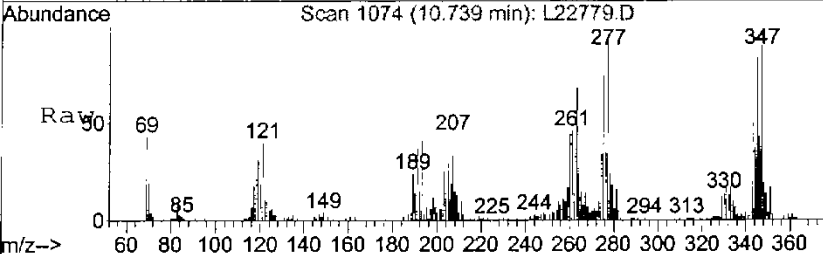
#1
 Phenanthrene D10 (I)
 Concen: 100.00 UG/L
 RT: 9.83 min Scan# 983
 Delta R.T. 0.00 min
 Lab File: L22779.D
 Acq: 06 Apr 2007 19:39

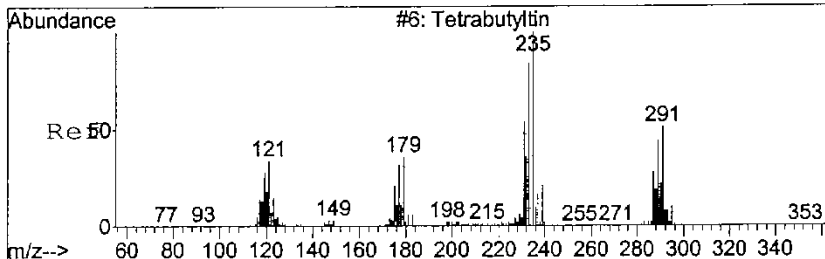
Tgt Ion	Ratio	Lower	Upper
188	100		
189	11.5	6.4	15.0
160	13.1	7.4	17.4



#2
 Triphenyltin
 Concen: 93.46 UG/L
 RT: 10.74 min Scan# 1074
 Delta R.T. 0.00 min
 Lab File: L22779.D
 Acq: 06 Apr 2007 19:39

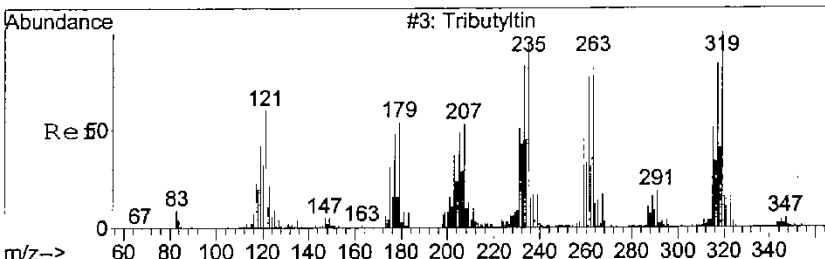
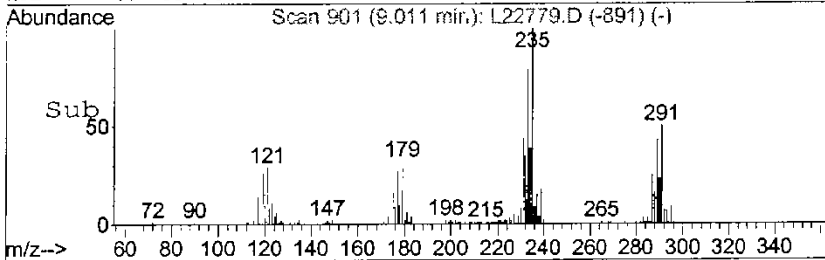
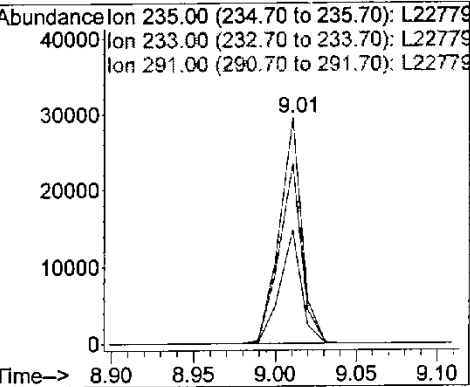
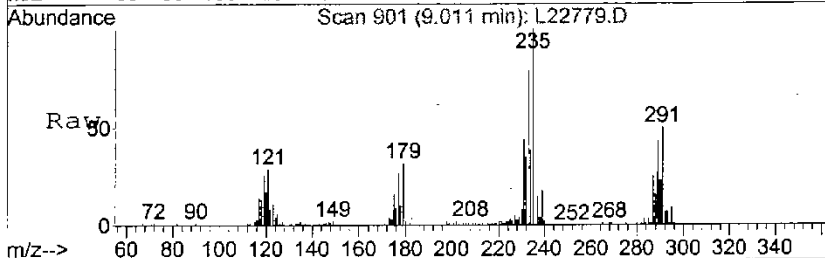
Tgt Ion	Ratio	Lower	Upper
347	100		
263	43.0	18.4	73.4
193	25.0	13.7	41.0
277	56.3	26.4	79.2





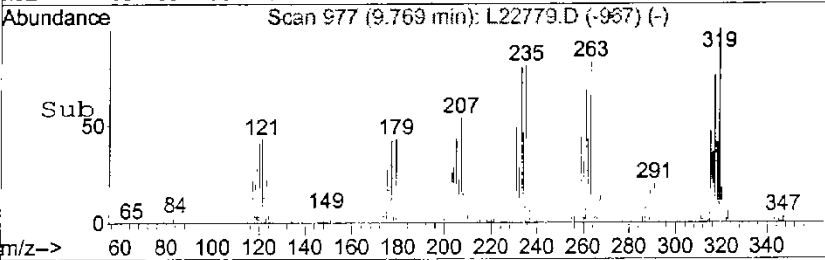
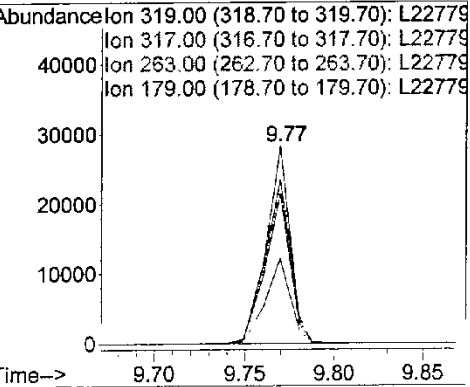
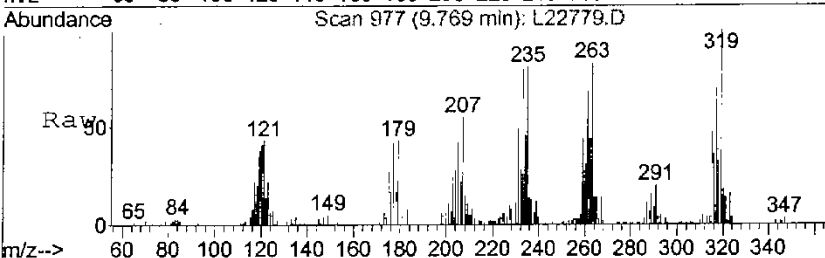
#3
 Tetrabutyltin
 Concen: 107.76 UG/L
 RT: 9.01 min Scan# 901
 Delta R.T. 0.00 min
 Lab File: L22779.D
 Acq: 06 Apr 2007 19:39

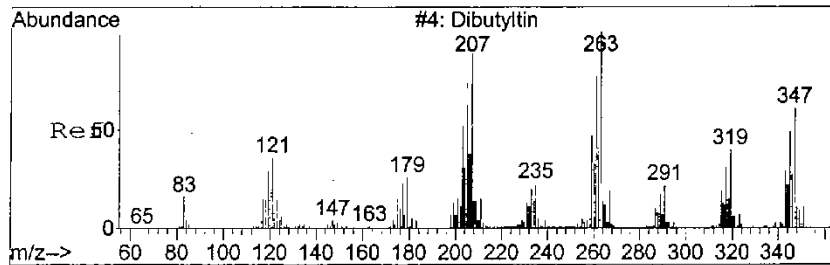
Tgt Ion	235	Resp:	63552
Ion Ratio	235	Lower	Upper
235	100		
233	35.3	31.7	58.9
291	21.2	18.6	34.5



#4
 Tributyltin
 Concen: 71.38 UG/L
 RT: 9.77 min Scan# 977
 Delta R.T. 0.00 min
 Lab File: L22779.D
 Acq: 06 Apr 2007 19:39

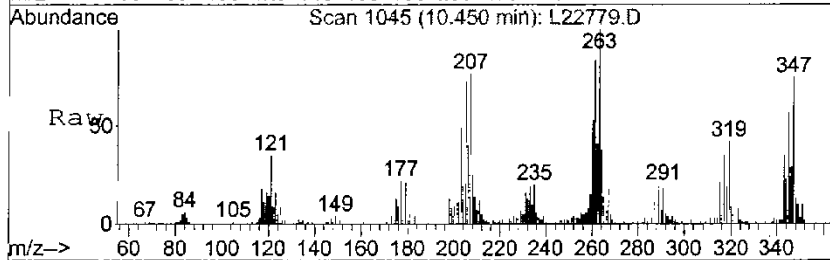
Tgt Ion	319	Resp:	49369
Ion Ratio	319	Lower	Upper
319	100		
317	41.9	29.9	55.5
263	47.3	33.8	62.8
179	23.8	17.3	32.1



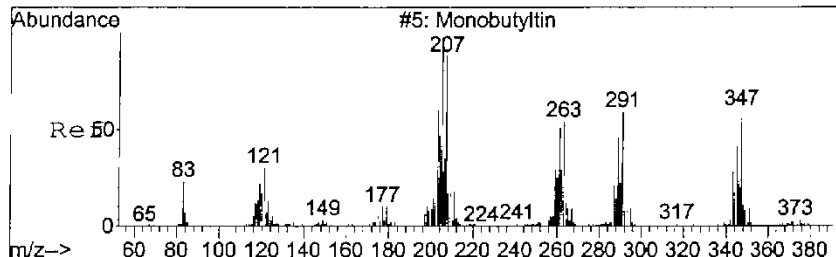
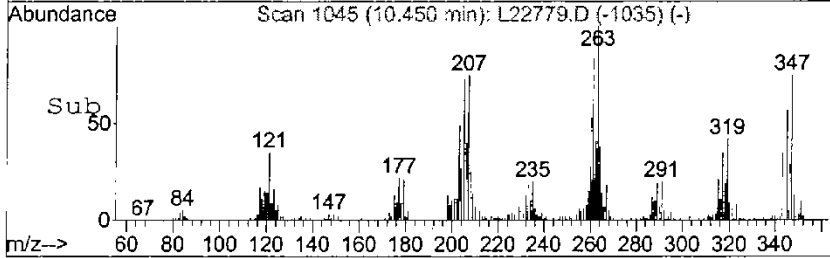
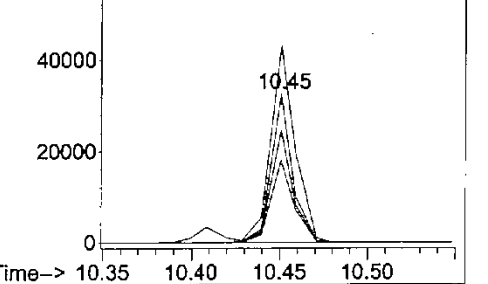


#5
 Dibutyltin
 Concen: 50.23 UG/L
 RT: 10.45 min Scan# 1045
 Delta R.T. 0.00 min
 Lab File: L22779.D
 Acq: 06 Apr 2007 19:39

Tgt Ion	347	Resp	69464
Ion	Ratio	Lower	Upper
347	100		
345	31.0	19.5	36.3
263	59.8	43.8	81.3
319	23.9	16.2	30.2

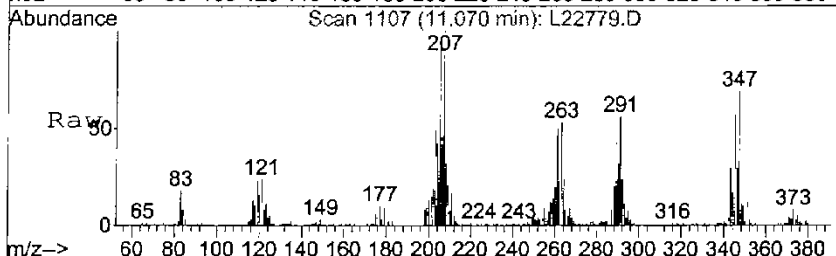


Abundance Ion 347.00 (346.70 to 347.70): L22779
 Ion 345.00 (344.70 to 345.70): L22779
 Ion 263.00 (262.70 to 263.70): L22779
 Ion 319.00 (318.70 to 319.70): L22779

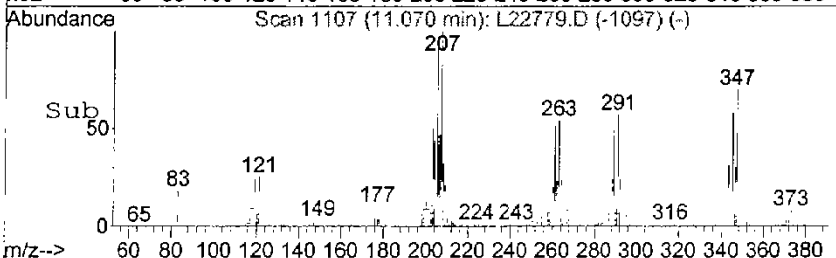
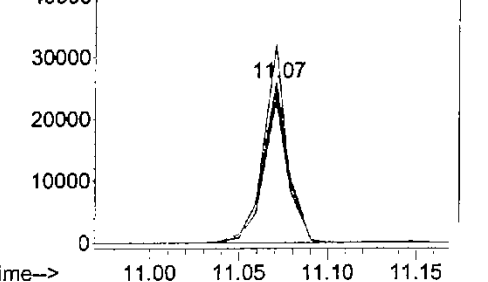


#6
 Monobutyltin
 Concen: 36.00 UG/L
 RT: 11.07 min Scan# 1107
 Delta R.T. 0.00 min
 Lab File: L22779.D
 Acq: 06 Apr 2007 19:39

Tgt Ion	291	Resp	49115
Ion	Ratio	Lower	Upper
291	100		
347	59.7	21.6	86.4
263	49.4	19.5	78.1
261	45.9	17.4	69.8



Abundance Ion 291.00 (290.70 to 291.70): L22779
 Ion 347.00 (346.70 to 347.70): L22779
 Ion 263.00 (262.70 to 263.70): L22779
 Ion 261.00 (260.70 to 261.70): L22779



Data File Name L22779.D
Data File Path T:\DATA\0492007\
Operator Brent Hepner SEA008
Date Acquired 4/6/2007 19:39
Sample Name 100 UG/L ORGTIN CCAL 979-45-6OCS
Instrument Name

#	Name	Target Response	ICAL ISTD Response	%	PASS/FAIL
1)	Phenanthrene D10 (I)	82936	83528	99%	PASS

CONTINUING CALIBRATION

Sequence Log

Directory : t:\Data\0492007

#	Filename	Sample Name	Date/Time
1	122772df.d	2.5 NG/UL DFTPP	04/06/07 16:58
2	122773.d	200 UG/L ORGTIN ICAL 979-45-3A	04/06/07 17:21
3	122774.d	100 UG/L ORGTIN ICAL 979-45-3B	04/06/07 17:44
4	122775.d	50 UG/L ORGTIN ICAL 979-45-3C	04/06/07 18:07
5	122776.d	10 UG/L ORGTIN ICAL 979-45-3D	04/06/07 18:30
6	122777.d	5.0 UG/L ORGTIN ICAL 979-45-3E	04/06/07 18:53
7	122778.d	1.0 UG/L ORGTIN ICAL 979-45-3F	04/06/07 19:16
8	122779.d	100 UG/L ORGTIN CCAL 979-45-6OCS	04/06/07 19:39
9	122780.d	mb 580-17165/1-aa ORGTIN WATER	04/06/07 20:02
10	122781.d	lcs 580-17165/2-aa ORGTIN WATER	04/06/07 20:25
11	122782.d	lcsd 580-17165/3-aa ORGTIN WATER	04/06/07 20:49
12	122783.d	580-5375-A-1-A ORGTIN WATER	04/06/07 21:12
13	122784.d	580-5376-A-1-A ORGTIN WATER	04/06/07 21:35
14	122785.d	MB 580-17393/1-AA ORGTIN pore water	04/06/07 21:58
15	122786.d	LCS 580-17393/2-AA ORGTIN pore water	04/06/07 22:21
16	122787.d	LCSD 580-17393/3-AA ORGTIN pore water	04/06/07 22:44
17	122788.d	580-5372-c-3-b ORGTIN pore water	04/06/07 23:07

DFTPP TUNING

Data File : T:\DATA\0492007\L22772DF.D

Vial: 0

Acq On : 06 Apr 2007 16:58

Operator: Brent Hepner

Sample : 2.5 NG/UL DFTPP

Inst :

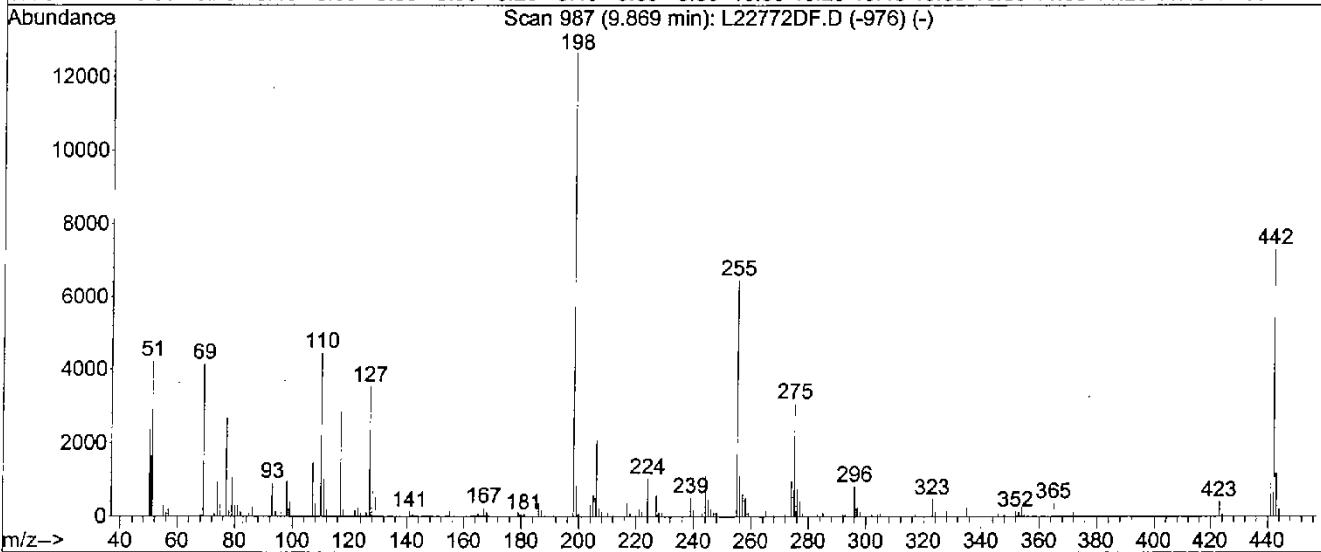
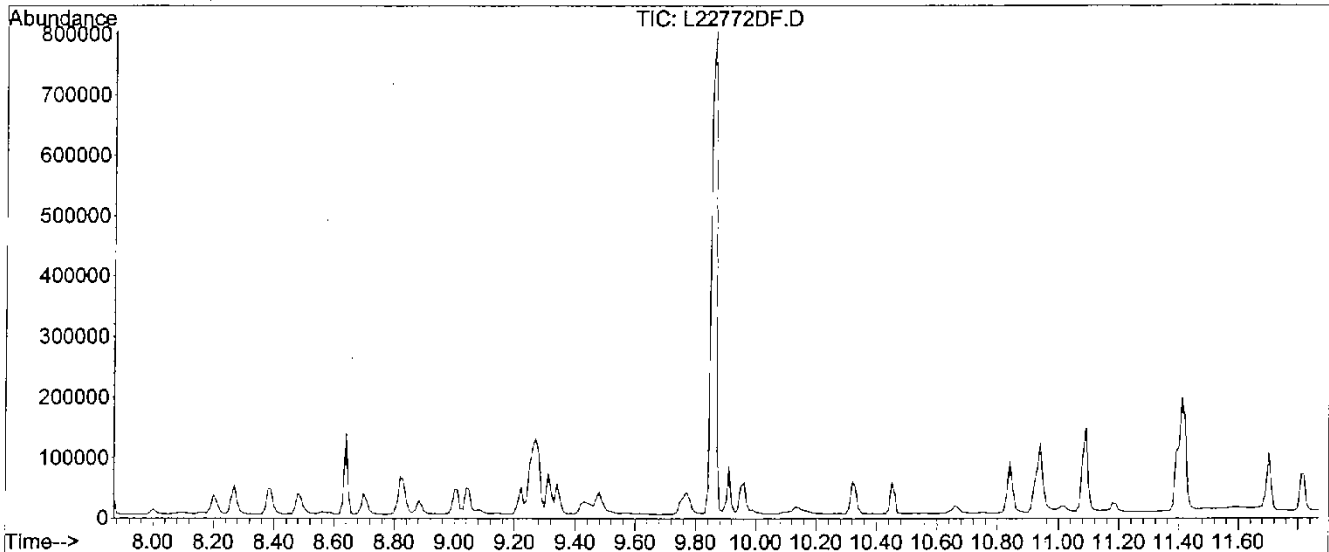
Misc : bt\$SEA800141

Multiplr: 1.00

MS Integration Params: rteint.p

Method : T:\METHODS\ORGTIN03202007M.M (RTE Integrator)

Title : ORGANOTIN



Spectrum Information: Scan 987

Target Mass	Rel. to Mass	Lower Limit%	Upper Limit%	Rel. Abn%	Raw Abn	Result Pass/Fail
51	198	10	80	33.3	4215	PASS
68	69	0.00	2	0.8	34	PASS
69	198	0.00	100	32.7	4142	PASS
70	69	0.00	2	0.4	17	PASS
127	198	10	80	27.8	3519	PASS
197	198	0.00	1	0.0	0	PASS
198	198	50	100	100.0	12648	PASS
199	198	5	9	6.7	846	PASS
275	198	10	60	24.2	3064	PASS
365	198	1	100	2.9	365	PASS
441	443	0.01	100	89.6	1051	PASS
442	198	50	100	57.7	7301	PASS
443	442	15	24	16.1	1173	PASS

METHOD BLANK

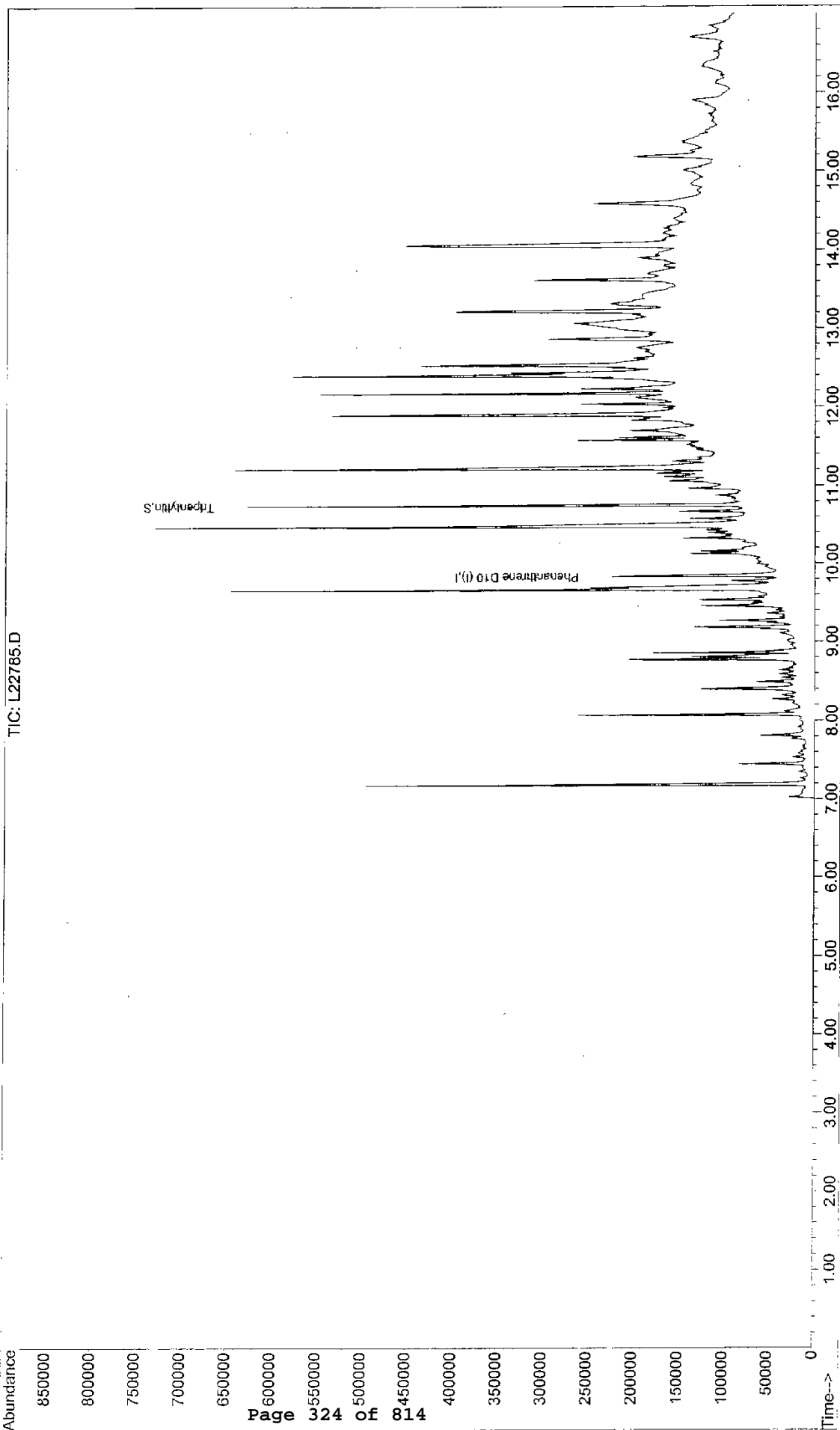
Data File : T:\DATA\0492007\L22785.D Vial: 0
 Acq On : 06 Apr 2007 21:58 Operator: Brent Hepner SEI
 Sample : MB 580-17393/1-AA ORGTIN pore water Inst :
 Misc : bt\$SEA800142 Multiplr: 1.00
 MS Integration Params: rteint.p
 Quant Time: Apr 09 14:10:50 2007 Quant Results File: ORGTIN04092007M.I

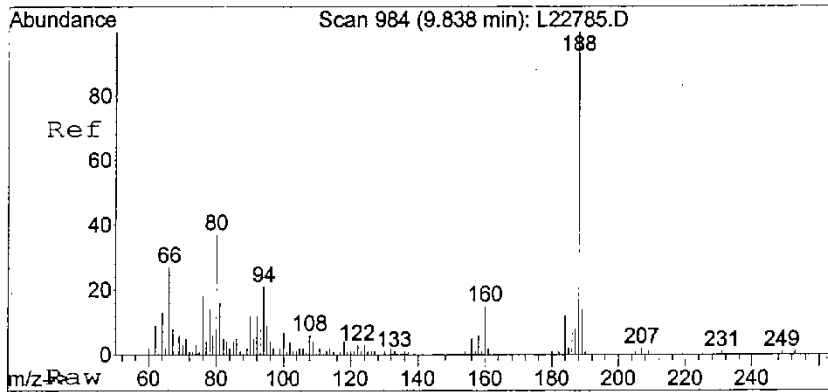
Quant Method : T:\METHODS\ORGTIN04092007M.M (RTE Integrator)
 Title : ORGANOTIN
 Last Update : Mon Apr 09 14:09:50 2007
 Response via : Initial Calibration
 DataAcq Meth :

Internal Standards	R.T.	QIon	Response	Conc	Units	Dev (Min)
1) Phenanthrene D10 (I)	9.84	188	79039+	100.00	UG/L	0.00
System Monitoring Compounds						
2) Tripentyltin	10.75	347	54465+	105.13	UG/L	0.01
Target Compounds						Qvalue

Data File : T:\DATA\0492007\L22785.D Vial: 0
Acq On : 06 Apr 2007 21:58 Operator: Brent Hepner SEA008
Sample : MB 580-17393/1-AA ORGTIN pore water Inst :
Misc : bt\$SEA800142 Multiplr: 1.00
MS Integration Params: rteint.p
Quant Time: Apr 9 14:10 2007 Quant Results File: ORGTIN04092007M.RES

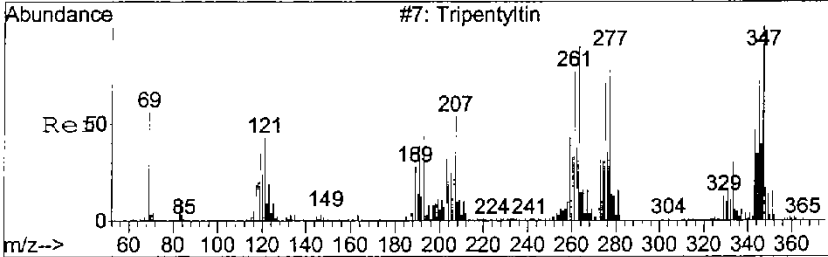
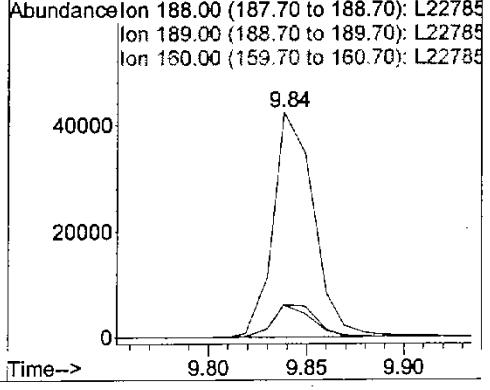
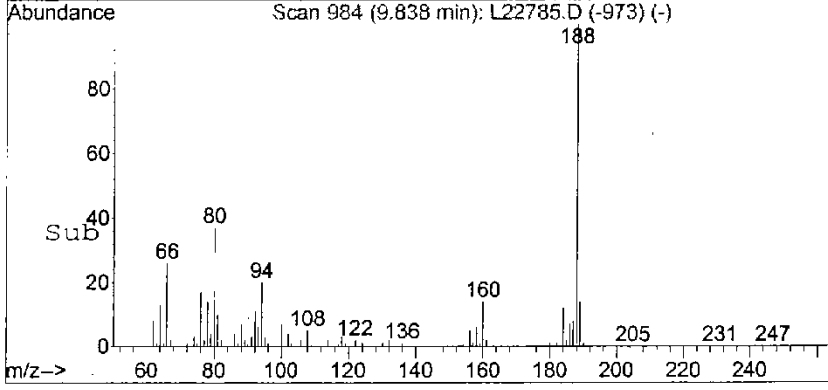
Method : T:\METHODS\ORGTIN04092007M.M (RTE Integrator)
Title : ORGANOTIN
Last Update : Mon Apr 09 14:09:50 2007
Response via : Initial Calibration





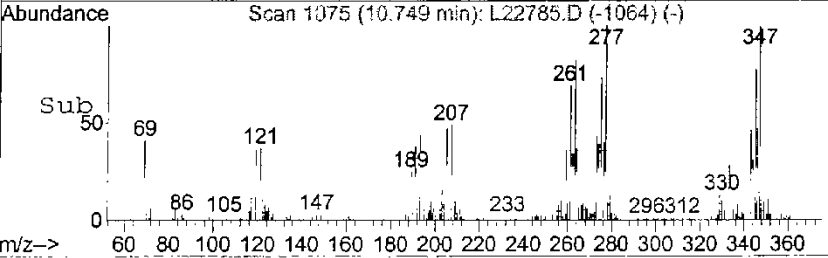
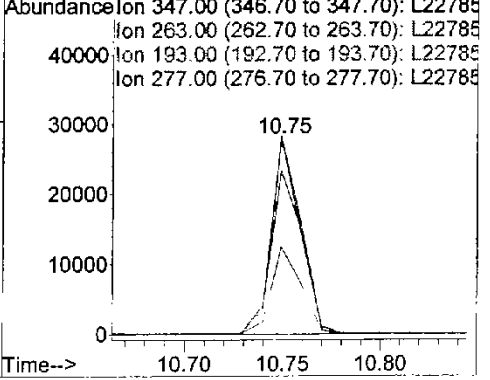
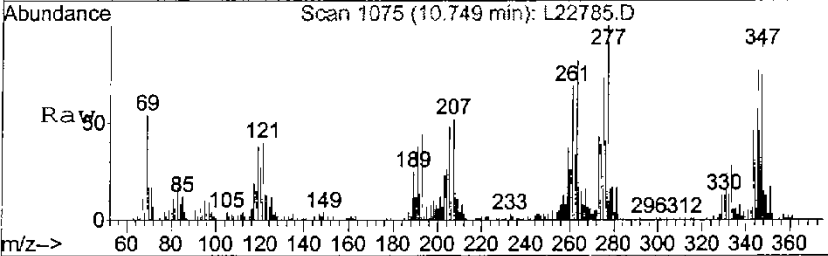
#1
 Phenanthrene D10 (I)
 Concen: 100.00 UG/L
 RT: 9.84 min Scan# 984
 Delta R.T. 0.01 min
 Lab File: L22785.D
 Acq: 06 Apr 2007 21:58

Tgt Ion	Ratio	Lower	Upper
188	100		
189	10.7	6.4	15.0
160	12.2	7.4	17.4



#2
 Tripentyltin
 Concen: 105.13 UG/L
 RT: 10.75 min Scan# 1075
 Delta R.T. 0.01 min
 Lab File: L22785.D
 Acq: 06 Apr 2007 21:58

Tgt Ion	Ratio	Lower	Upper
347	100		
263	48.2	18.4	73.4
193	23.9	13.7	41.0
277	55.1	26.4	79.2



Data File Name L22785.D
Data File Path T:\DATA\0492007\
Operator Brent Hepner SEA008
Date Acquired 4/6/2007 21:58
Sample Name MB 580-17393/1-AA ORGTIN pore water
Instrument Name

#	Name	Target Response	ICAL ISTD Response	%	PASS/FAIL
1)	Phenanthrene D10 (I)	79039	83528	95%	PASS

BLANK SPIKE

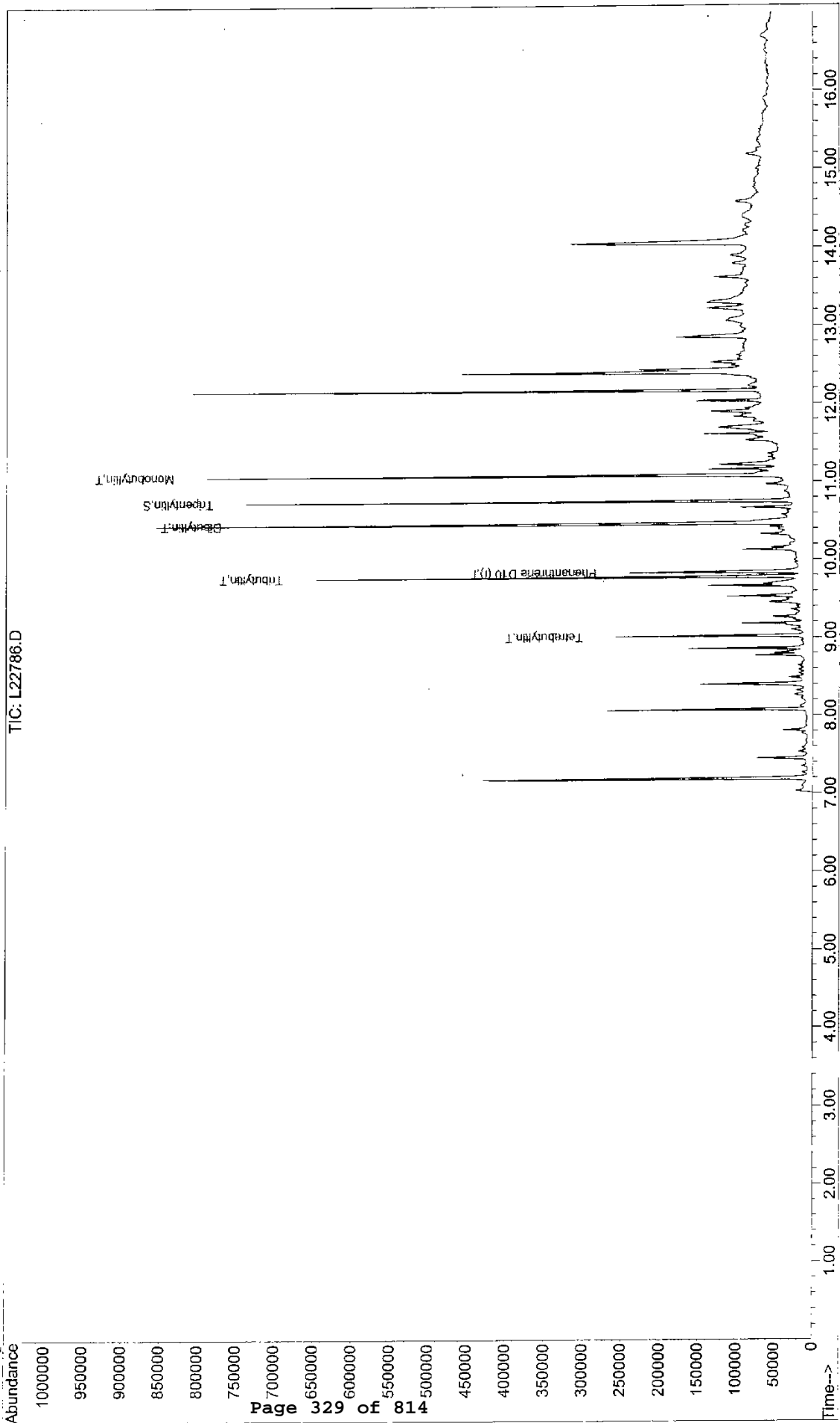
Data File : T:\DATA\0492007\L22786.D Vial: 0
 Acq On : 06 Apr 2007 22:21 Operator: Brent Hepner SEI
 Sample : LCS 580-17393/2-AA ORGTIN pore water Inst :
 Misc : bt\$SEA800142 Multiplr: 1.00
 MS Integration Params: rteint.p
 Quant Time: Apr 09 14:11:12 2007 Quant Results File: ORGTIN04092007M.1

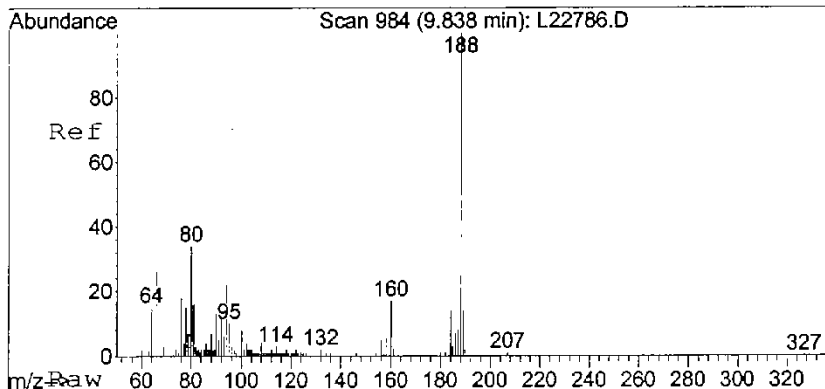
Quant Method : T:\METHODS\ORGTIN04092007M.M (RTE Integrator)
 Title : ORGANOTIN
 Last Update : Mon Apr 09 14:09:50 2007
 Response via : Initial Calibration
 DataAcq Meth :

Internal Standards	R.T.	QIon	Response	Conc	Units	Dev (Min)	
1) Phenanthrene D10 (I)	9.84	188	83116+	100.00	UG/L	0.00	
System Monitoring Compounds							
2) Tripentyltin	10.75	347	61857+	113.54	UG/L	0.01	
							Qvalue
Target Compounds							
3) Tetrabutyltin	9.02	235	68067+	115.17	UG/L		88
4) Tributyltin	9.78	319	51255+	73.95	UG/L		98
5) Dibutyltin	10.46	347	84848+	61.22	UG/L		96
6) Monobutyltin	11.08	291	62878+	45.99	UG/L		97

Data File : T:\DATA\0492007\L22786.D Vial: 0
Acq On : 06 Apr 2007 22:21 Operator: Brent Hepner SEA008
Sample : LCS 580-17393/2-AA ORGTIN pore water Inst :
Misc : bt\$SEA800142 Multiplr: 1.00
MS Integration Params: rteint.p
Quant Time: Apr 9 14:11 2007 Quant Results File: ORGTIN0492007M.RES

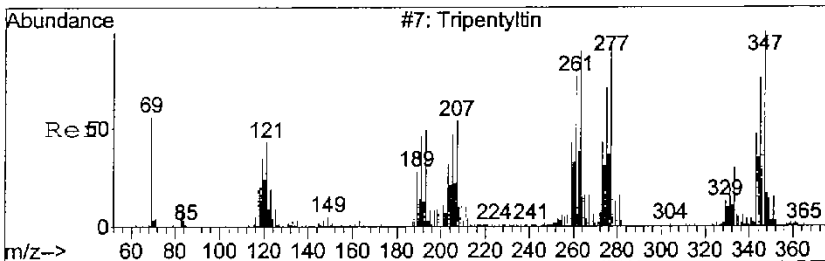
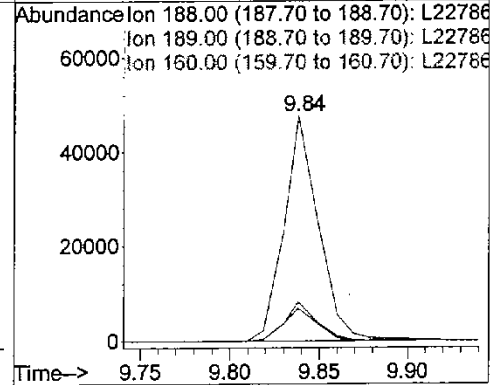
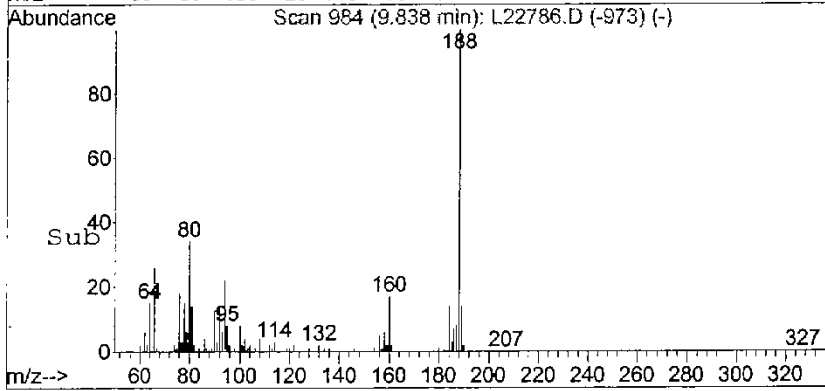
Method : T:\METHODS\ORGTIN0492007M.M (RTE Integrator)
Title : ORGANOTIN
Last Update : Mon Apr 09 14:09:50 2007
Response via : Initial Calibration





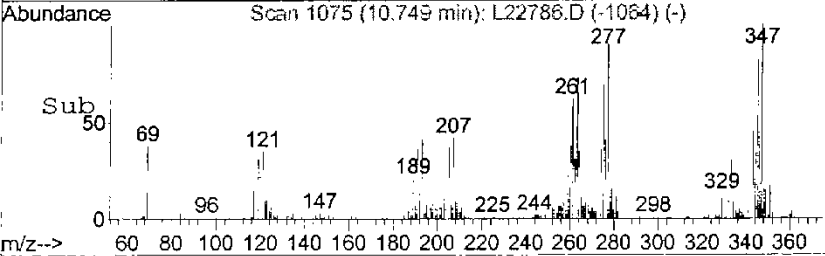
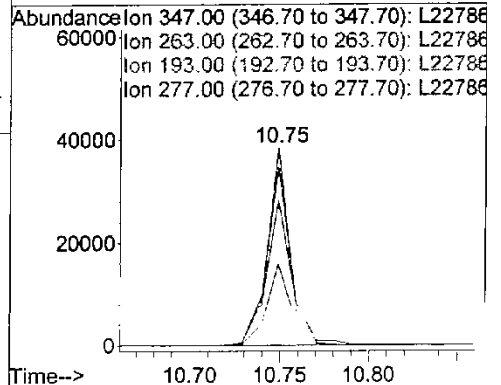
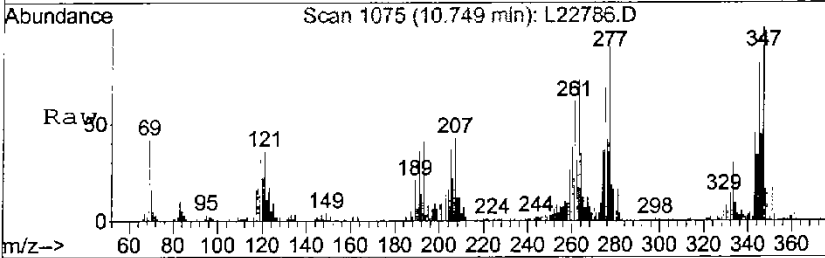
#1
 Phenanthrene D10 (I)
 Concen: 100.00 UG/L
 RT: 9.84 min Scan# 984
 Delta R.T. 0.01 min
 Lab File: L22786.D
 Acq: 06 Apr 2007 22:21

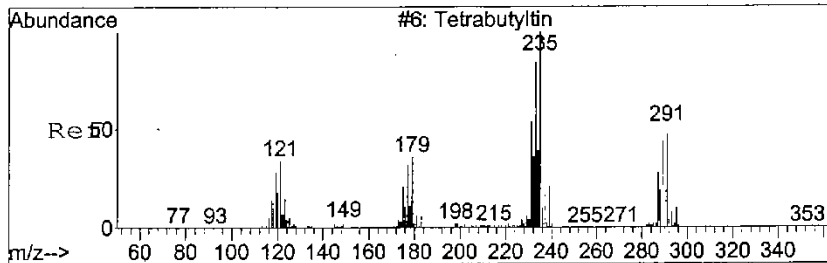
Tgt Ion	Ratio	Lower	Upper
188	100		
189	11.2	6.4	15.0
160	12.6	7.4	17.4



#2
 Tripenyltin
 Concen: 113.54 UG/L
 RT: 10.75 min Scan# 1075
 Delta R.T. 0.01 min
 Lab File: L22786.D
 Acq: 06 Apr 2007 22:21

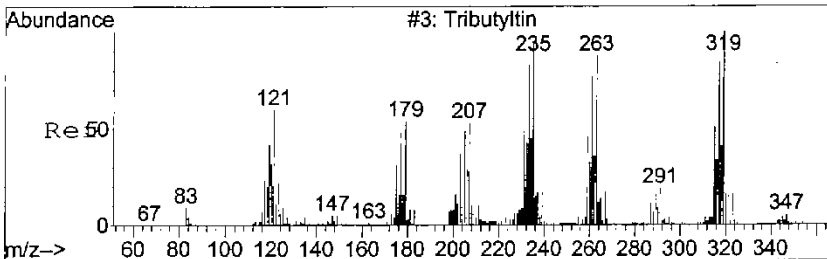
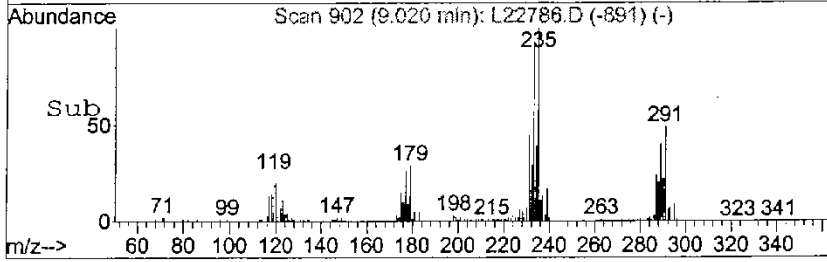
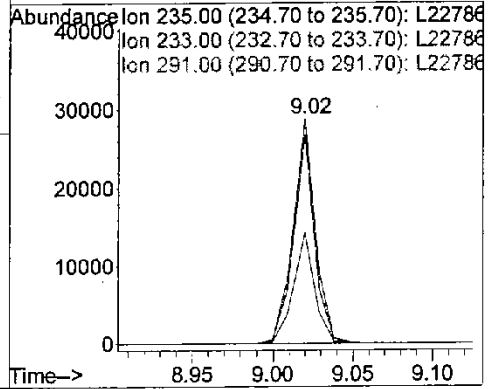
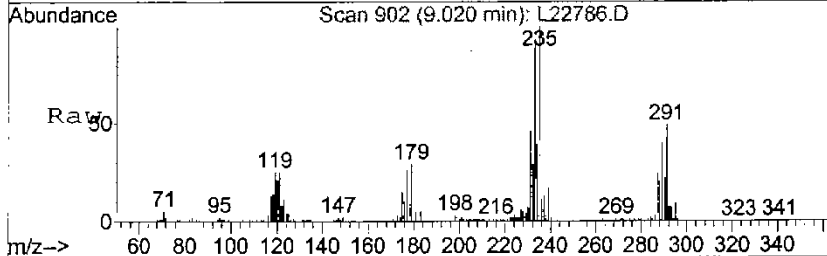
Tgt Ion	Ratio	Lower	Upper
347	100		
263	46.7	18.4	73.4
193	23.5	13.7	41.0
277	52.7	26.4	79.2





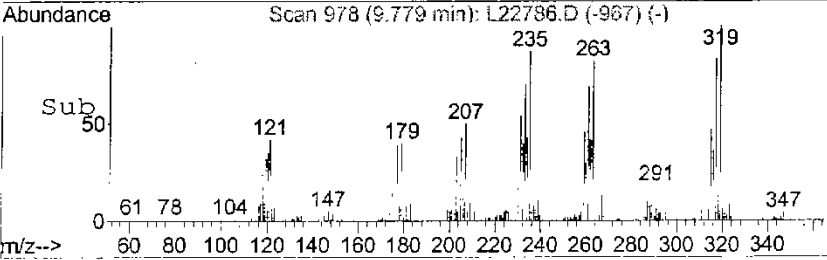
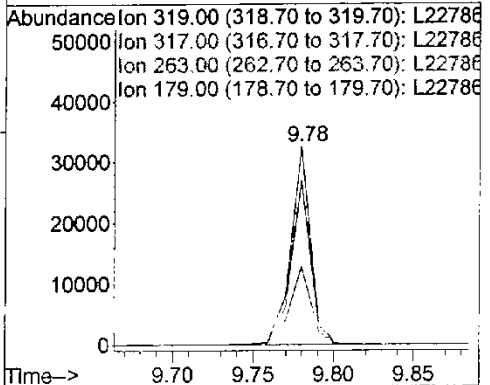
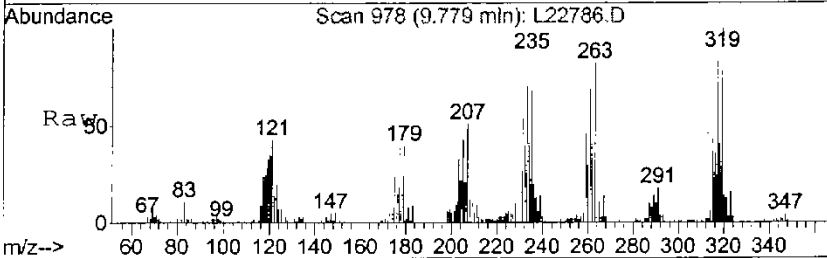
#3
 Tetrabutyltin
 Concen: 115.17 UG/L
 RT: 9.02 min Scan# 902
 Delta R.T. 0.01 min
 Lab File: L22786.D
 Acq: 06 Apr 2007 22:21

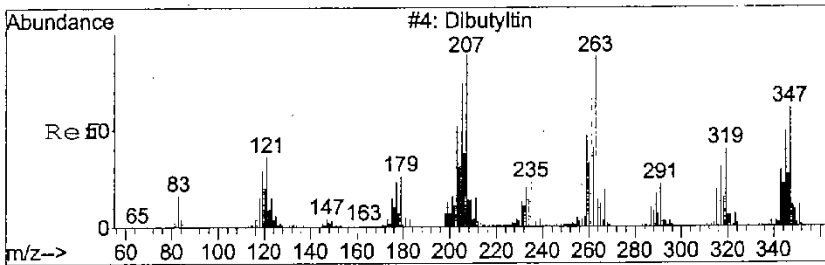
Tgt Ion	Ratio	Lower	Upper
235	100		
233	37.6	31.7	58.9
291	19.8	18.6	34.5



#4
 Tributyltin
 Concen: 73.95 UG/L
 RT: 9.78 min Scan# 978
 Delta R.T. 0.01 min
 Lab File: L22786.D
 Acq: 06 Apr 2007 22:21

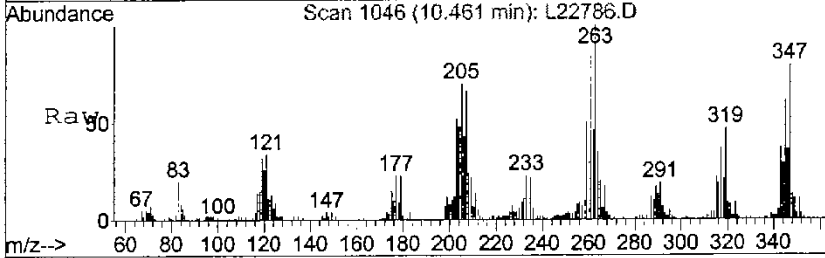
Tgt Ion	Ratio	Lower	Upper
319	100		
317	42.6	29.9	55.5
263	46.7	33.8	62.8
179	23.0	17.3	32.1



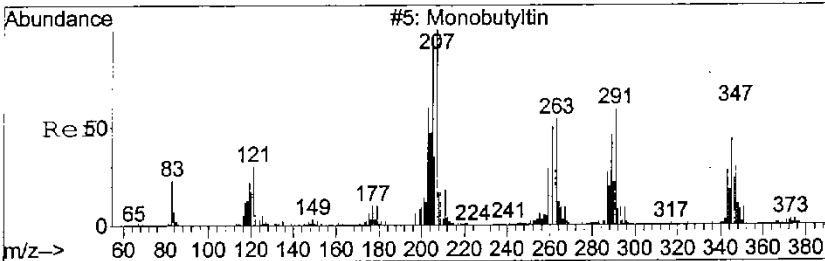
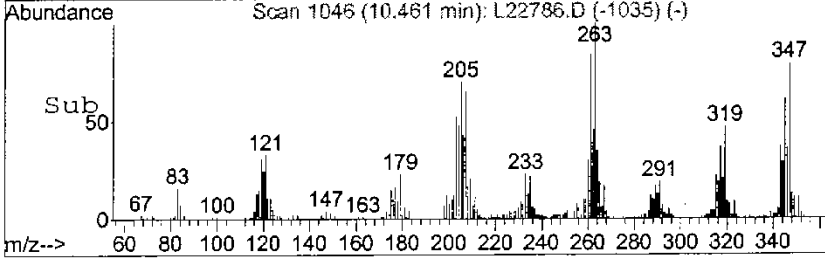
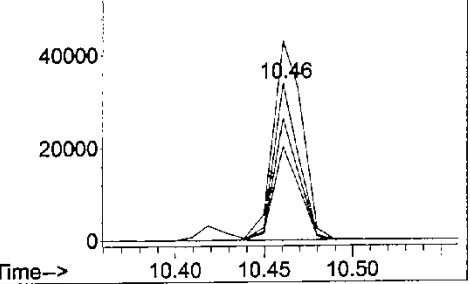


#5
 Dibutyltin
 Concen: 61.22 UG/L
 RT: 10.46 min Scan# 1046
 Delta R.T. 0.01 min
 Lab File: L22786.D
 Acq: 06 Apr 2007 22:21

Tgt Ion	Resp	Lower	Upper
347	100		
345	31.7	19.5	36.3
263	59.9	43.8	81.3
319	24.6	16.2	30.2

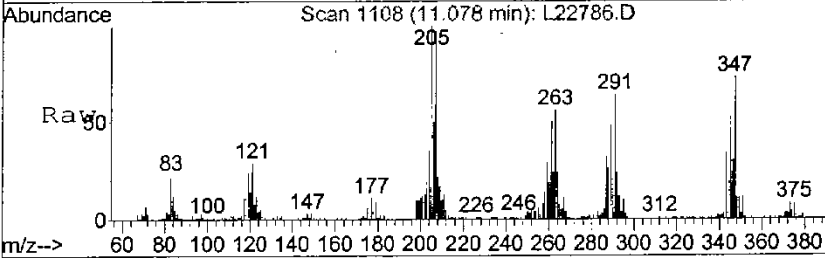


Abundance Ion 347.00 (346.70 to 347.70): L22786
 Ion 345.00 (344.70 to 345.70): L22786
 Ion 263.00 (262.70 to 263.70): L22786
 Ion 319.00 (318.70 to 319.70): L22786

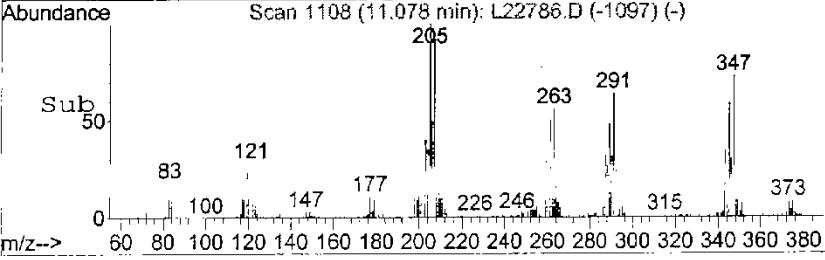
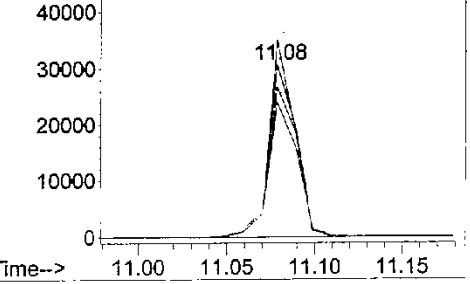


#6
 Monobutyltin
 Concen: 45.99 UG/L
 RT: 11.08 min Scan# 1108
 Delta R.T. 0.01 min
 Lab File: L22786.D
 Acq: 06 Apr 2007 22:21

Tgt Ion	Resp	Lower	Upper
291	100		
347	57.4	21.6	86.4
263	50.3	19.5	78.1
261	44.4	17.4	69.8



Abundance Ion 291.00 (290.70 to 291.70): L22786
 Ion 347.00 (346.70 to 347.70): L22786
 Ion 263.00 (262.70 to 263.70): L22786
 Ion 261.00 (260.70 to 261.70): L22786



Data File Name L22786.D
Data File Path T:\DATA\0492007\
Operator Brent Hepner SEA008
Date Acquired 4/6/2007 22:21
Sample Name LCS 580-17393/2-AA ORGTIN pore water
Instrument Name

#	Name	Target Response	ICAL ISTD Response	%	PASS/FAIL
1)	Phenanthrene D10 (I)	83116	83528	100%	PASS

Data File : T:\DATA\0492007\L22787.D

Vial: 0

Acq On : 06 Apr 2007 22:44

Operator: Brent Hepner SE7

Sample : LCSD 580-17393/3-AA

ORGTIN pore wate Inst :

Misc : bt\$SEA800142

Multiplr: 1.00

MS Integration Params: rteint.p

Quant Time: Apr 09 14:11:26 2007

Quant Results File: ORGTIN04092007M.F

Quant Method : T:\METHODS\ORGTIN04092007M.M (RTE Integrator)

Title : ORGANOTIN

Last Update : Mon Apr 09 14:09:50 2007

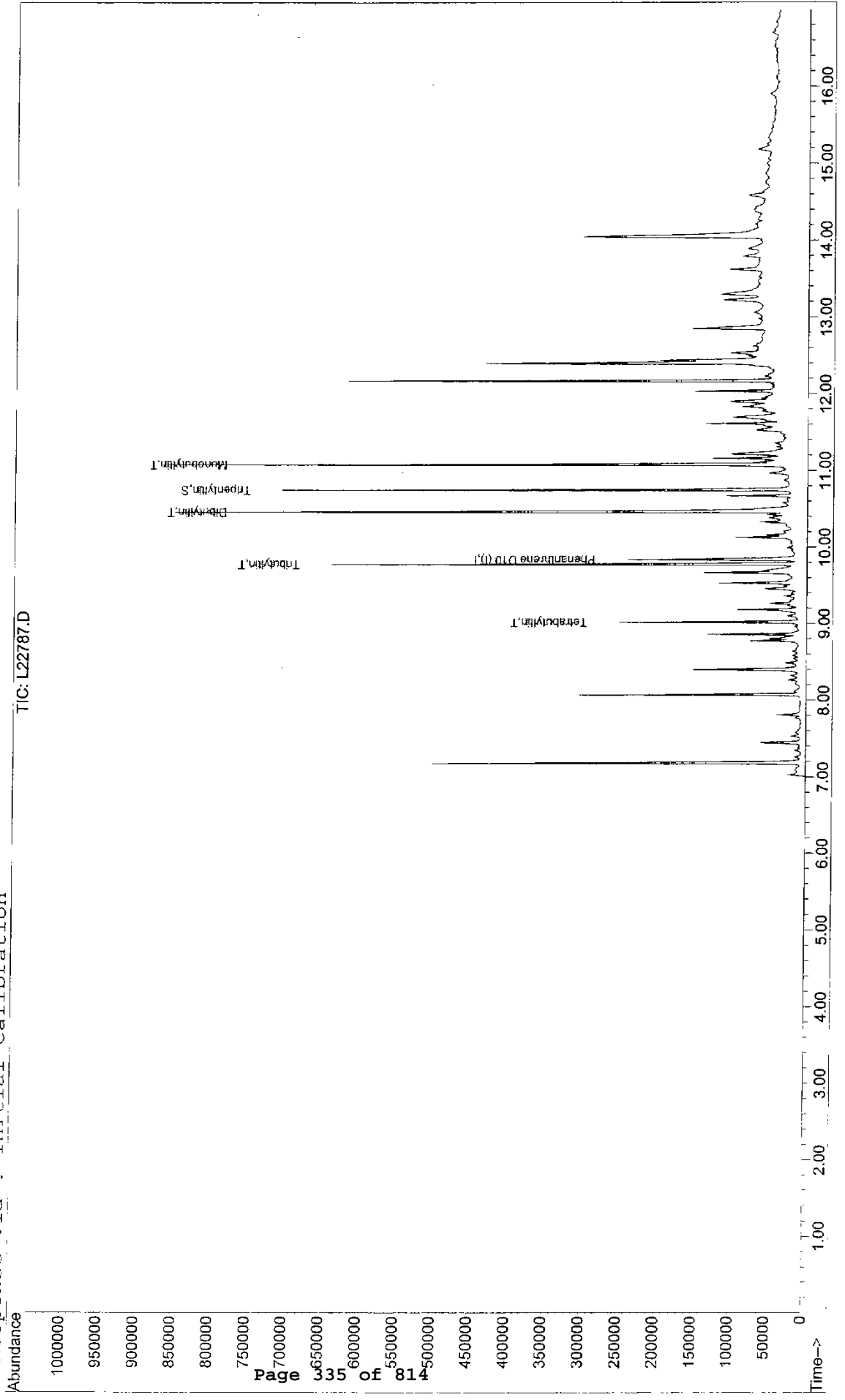
Response via : Initial Calibration

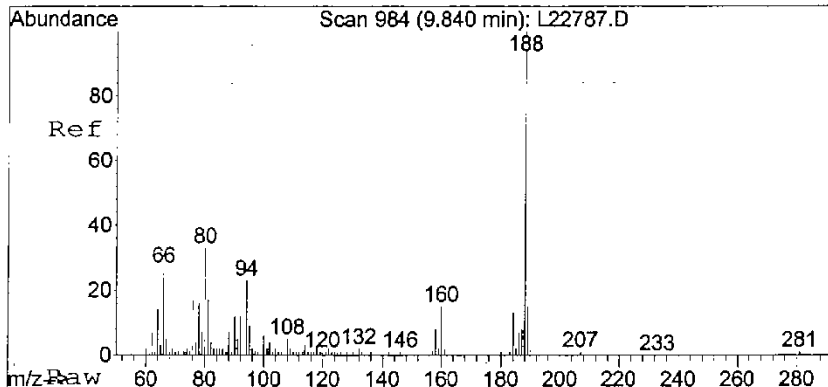
DataAcq Meth :

Internal Standards	R.T.	QIon	Response	Conc	Units	Dev (Min)	
1) Phenanthrene D10 (I)	9.84	188	82086+	100.00	UG/L	0.01	
System Monitoring Compounds							
2) Tripentyltin	10.75	347	61367+	114.05	UG/L	0.01	
Target Compounds							
3) Tetrabutyltin	9.02	235	67124+	115.00	UG/L		Qvalue 87
4) Tributyltin	9.78	319	55994+	81.80	UG/L		98
5) Dibutyltin	10.46	347	90508+	66.13	UG/L		99
6) Monobutyltin	11.08	291	60111+	44.52	UG/L		98

Data File : T:\DATA\0492007\L22787.D
 Acq On : 06 Apr 2007 22:44
 Sample : LCSD 580-17393/3-AA
 Misc : bt\$SEA800142
 MS Inlcgration Params: rteint.p
 Quant Time: Apr 9 14:11 2007
 Vial: 0
 Operator: Brent Hepner
 Inst : SEA008
 ORGTIN pore wate
 Multiplr: 1.00
 Quant Results File: ORGTIN04092007M.RES

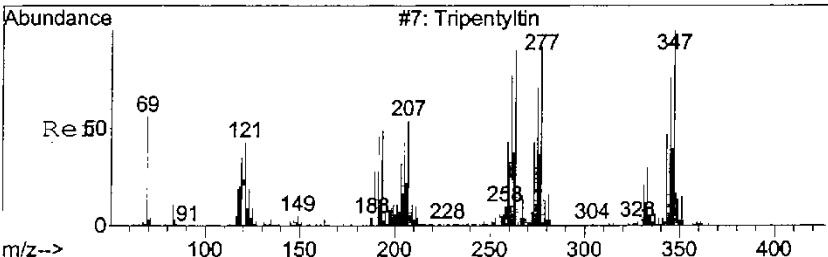
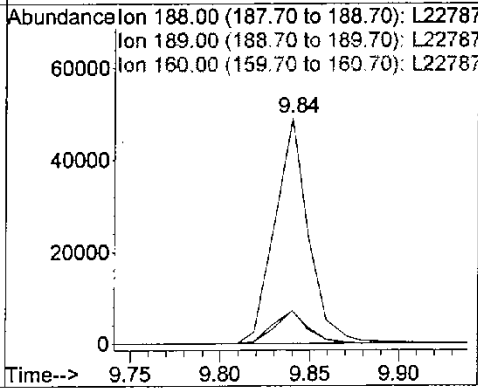
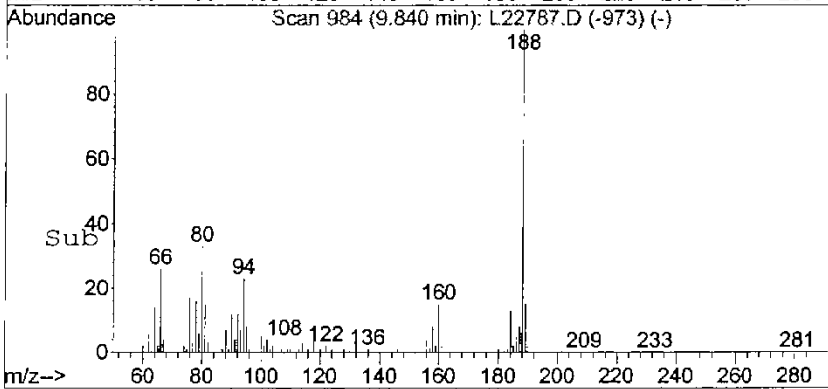
Method : T:\METHODS\ORGTIN04092007M.M (RTE Integrator)
 Title : ORGANOTIN
 Last Update : Mon Apr 09 14:09:50 2007
 Response via : Initial Calibration





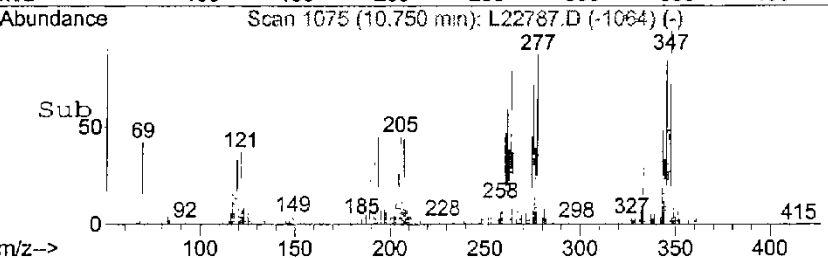
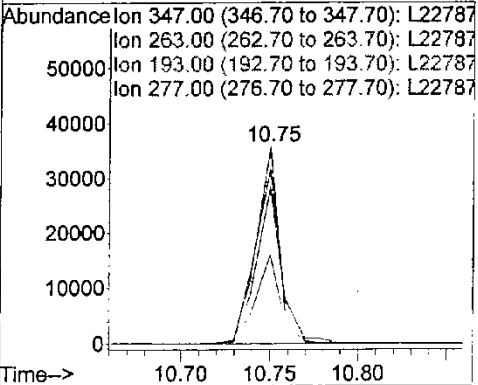
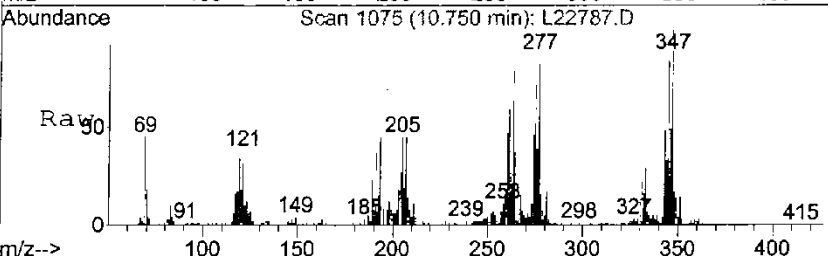
#1
 Phenanthrene D10 (I)
 Concen: 100.00 UG/L
 RT: 9.84 min Scan# 984
 Delta R.T. 0.01 min
 Lab File: L22787.D
 Acq: 06 Apr 2007 22:44

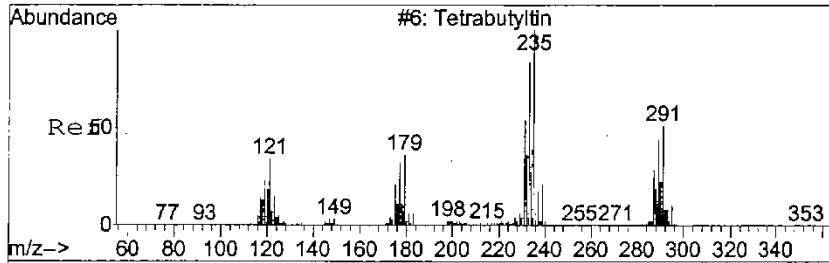
Tgt Ion	Ratio	Lower	Upper
188	100		
189	11.0	6.4	15.0
160	12.2	7.4	17.4



#2
 Tripentyltin
 Concen: 114.05 UG/L
 RT: 10.75 min Scan# 1075
 Delta R.T. 0.01 min
 Lab File: L22787.D
 Acq: 06 Apr 2007 22:44

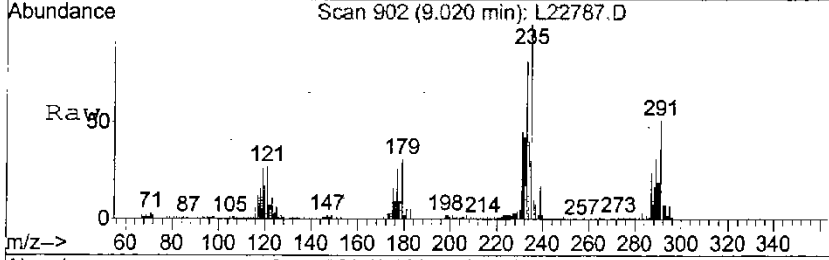
Tgt Ion	Ratio	Lower	Upper
347	100		
263	46.8	18.4	73.4
193	25.4	13.7	41.0
277	52.8	26.4	79.2



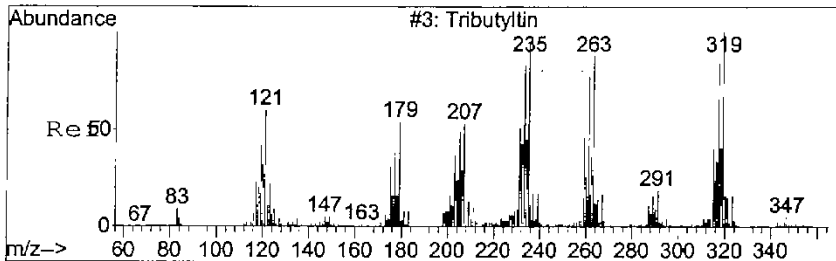
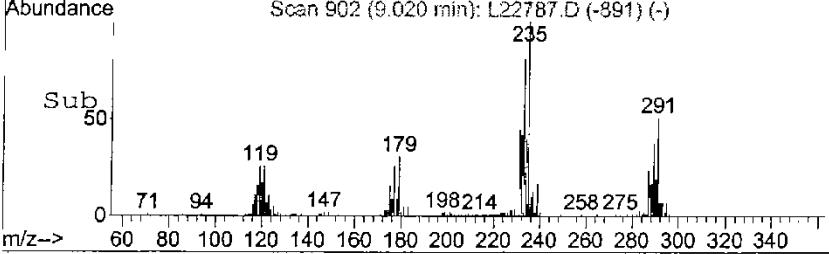
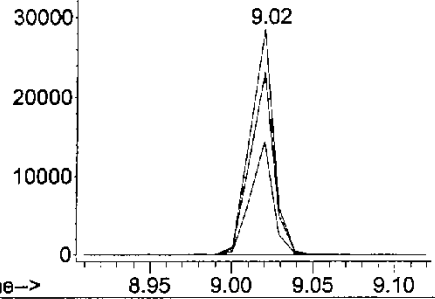


#3
 Tetrabutyltin
 Concen: 115.00 UG/L
 RT: 9.02 min Scan# 902
 Delta R.T. 0.01 min
 Lab File: L22787.D
 Acq: 06 Apr 2007 22:44

Tgt Ion	Ratio	Lower	Upper
235	100		
233	35.1	31.7	58.9
291	21.5	18.6	34.5

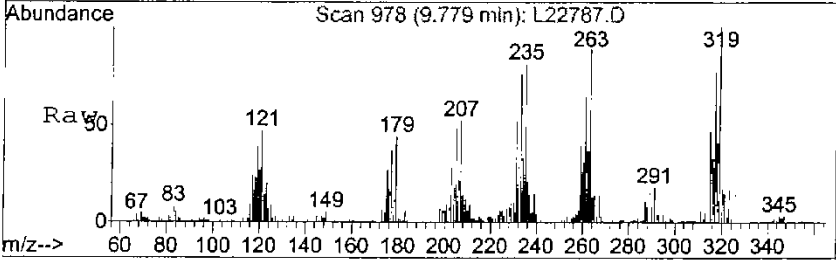


Abundance Ion 235.00 (234.70 to 235.70): L22787
 Ion 233.00 (232.70 to 233.70): L22787
 Ion 291.00 (290.70 to 291.70): L22787

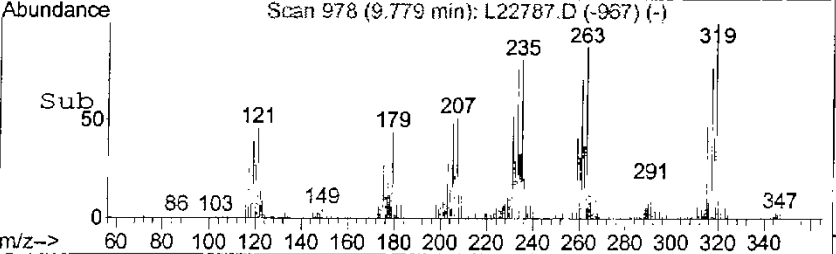
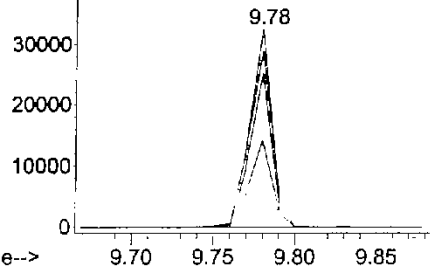


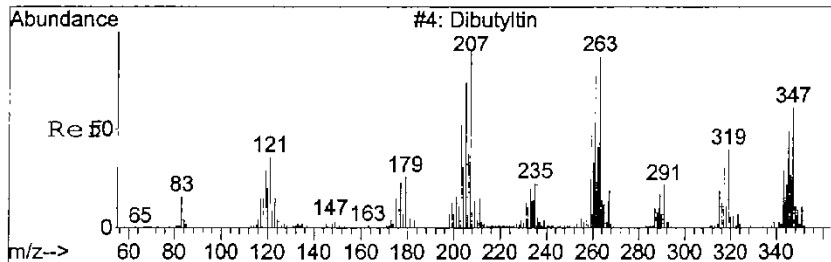
#4
 Tributyltin
 Concen: 81.80 UG/L
 RT: 9.78 min Scan# 978
 Delta R.T. 0.01 min
 Lab File: L22787.D
 Acq: 06 Apr 2007 22:44

Tgt Ion	Ratio	Lower	Upper
319	100		
317	39.8	29.9	55.5
263	48.7	33.8	62.8
179	23.4	17.3	32.1



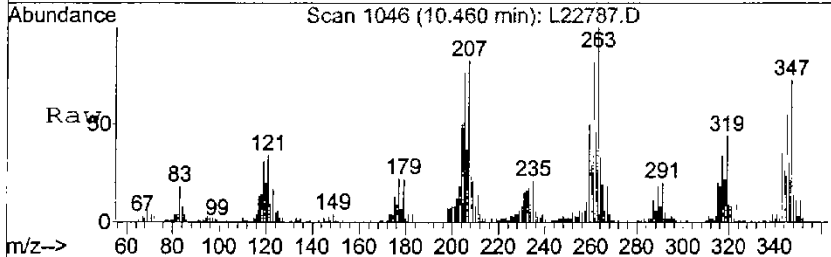
Abundance Ion 319.00 (318.70 to 319.70): L22787
 Ion 317.00 (316.70 to 317.70): L22787
 Ion 263.00 (262.70 to 263.70): L22787
 Ion 179.00 (178.70 to 179.70): L22787



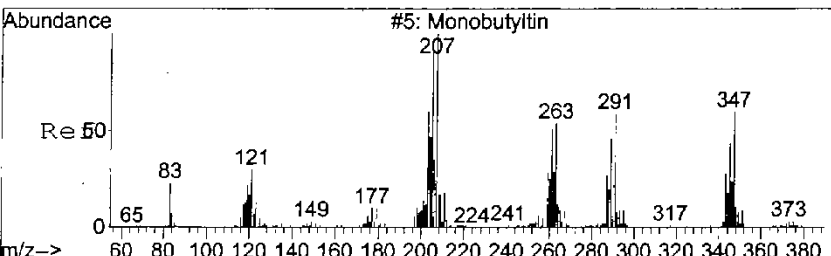
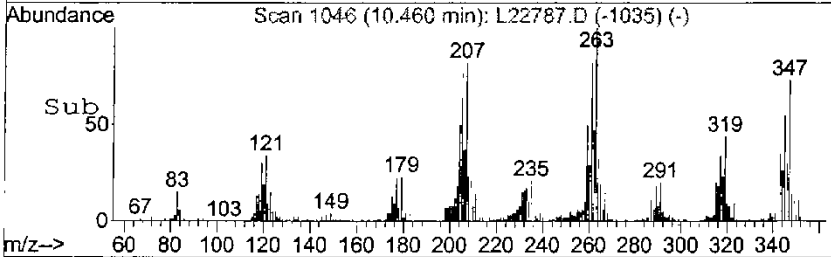
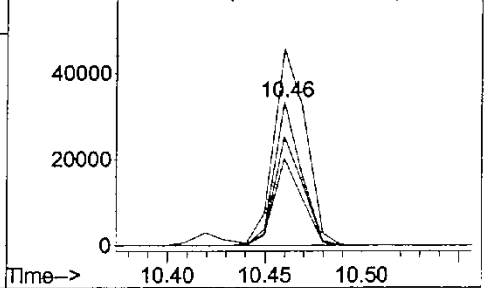


#5
 Dibutyltin
 Concen: 66.13 UG/L
 RT: 10.46 min Scan# 1046
 Delta R.T. 0.01 min
 Lab File: L22787.D
 Acq: 06 Apr 2007 22:44

Tgt Ion	Resp	Lower	Upper
347	100		
345	29.5	19.5	36.3
263	63.0	43.8	81.3
319	23.2	16.2	30.2

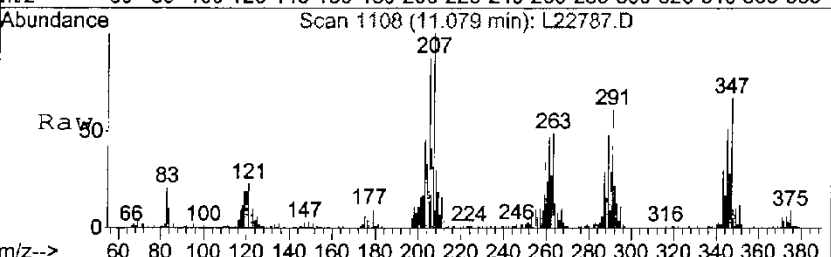


Abundance Ion 347.00 (346.70 to 347.70): L22787
 Ion 345.00 (344.70 to 345.70): L22787
 Ion 263.00 (262.70 to 263.70): L22787
 Ion 319.00 (318.70 to 319.70): L22787

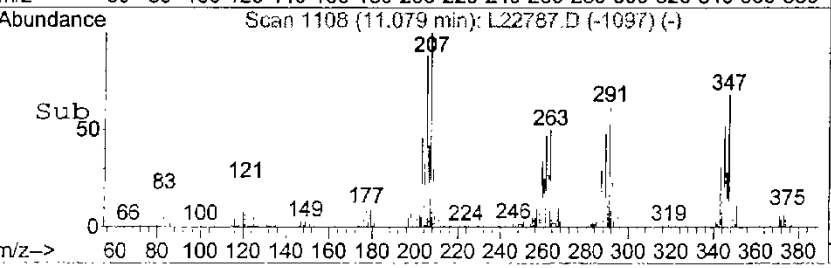
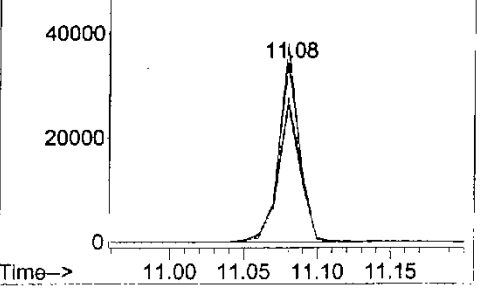


#6
 Monobutyltin
 Concen: 44.52 UG/L
 RT: 11.08 min Scan# 1108
 Delta R.T. 0.01 min
 Lab File: L22787.D
 Acq: 06 Apr 2007 22:44

Tgt Ion	Resp	Lower	Upper
291	100		
347	56.2	21.6	86.4
263	47.3	19.5	78.1
261	43.4	17.4	69.8



Abundance Ion 291.00 (290.70 to 291.70): L22787
 Ion 347.00 (346.70 to 347.70): L22787
 Ion 263.00 (262.70 to 263.70): L22787
 Ion 261.00 (260.70 to 261.70): L22787



Data File Name L22787.D
 Data File Path T:\DATA\0492007\
 Operator Brent Hepner SEA008
 Date Acquired 4/6/2007 22:44
 Sample Name LCSD 580-17393/3-AA ORGTIN pore water
 Instrument Name

#	Name	Target Response	ICAL ISTD Response	%	PASS/FAIL
1)	Phenanthrene D10 (I)	82086	83528	98%	PASS

LABORATORY WORKSHEETS

Aqueous Extraction Analysis Sheet

(To Accompany Samples to Instruments)

Batch Number: 580-17393

Analyst: Hepner, Brent

Batch Open: 4/6/2007 3:03:35PM

Method Code: 580-OrgTin_W_P-580

Batch End:

Organotins by GC/MS (PSEP) Protocol, Prep (aqueous)

Input Sample Lab ID (Analytical Method)	SDG	GrossWt TareWt	InitAmnt FinAmnt	PHs		Due Date	Analytical TAT	Div Rank	Comments	Output Sample Lab ID
				Rcvd	Adj1					
1 MB-580-17393/1 N/A	N/A		1000 mL 2 mL			N/A	N/A	N/A		MB-580-17393/1-A
2 LCS-580-17393/2 N/A	N/A		1000 mL 2 mL			N/A	N/A	N/A		LCS-580-17393/2-A
3 LCS-580-17393/3 N/A	N/A		1000 mL 2 mL			N/A	N/A	N/A		LCS-580-17393/3-A
4 580-5372-C-3 (Organotins)	N/A		230 mL 2 mL			4/10/07	13_Days - R	4		580-5372-C-3-B

Page 341 of 814

Batch Notes

Batch Comment

Comments

Login Comments for Job 5372: PND07-9 4oz soil jar rcvd broken...
PHD07-9 Methanol preserved sample in non pretreated jar...

Aqueous Extraction Analysis Sheet

(To Accompany Samples to Instruments)

Batch Number: 580-17393

Analyst: Hepner, Brent

Batch Open: 4/6/2007 3:03:35PM

Method Code: 580-OrigTin_W_P-580

Batch End:

Reagent Additions Worksheet

Lab ID	Reagent Code	Amount Added	Final Amount	By	Witness
MB 580-17393/1	TINSURILIQ_00003	100 uL	2 mL		
LCS 580-17393/2	TINSURILIQ_00003	100 uL	2 mL		
LCS 580-17393/2	TINWATERMS_00003	100 uL	2 mL		
LCSD 580-17393/3	TINSURILIQ_00003	100 uL	2 mL		
LCSD 580-17393/3	TINWATERMS_00003	100 uL	2 mL		
580-5372-C-3	TINSURILIQ_00003	100 uL	2 mL		

Reagent	Amount/Units	Lot#:
Other Reagents:		

Aqueous Extraction Prep Worksheet

Used for Collecting Prep Info)

Batch Number: 580-17392





Analyst: Hepner, Brent

Batch Open: 4/6/2007 3:00:25PM

Method Code: 580-Porewater_P-580

Batch End:

Porewater Centrifugation Prep

Input Sample Lab ID	Input Sample Lab ID (Analytical Method)	SDG	GrossWt		Rcvd	PHs		Due Date	Analytical TAT	Div Rank	Comments
			TareWt	InitAmt		Adj1	Adj2				
1 	MB-580-17392/1 N/A	N/A		1000 g 1000 mL				N/A	N/A	N/A	
2 	LCS-580-17392/2 N/A	N/A		1000 g 1000 mL				N/A	N/A	N/A	
3 	LCSD-580-17392/3 N/A	N/A		1000 g 1000 mL				N/A	N/A	N/A	
4 	580-5372-C-3 (Organotins)	N/A		1304 g 230 mL				4/10/07	13_Days - R	4	

Page 343 of 814

Batch Notes

Batch Comment 6,000 rpm/ 60 min. @ 20c under N2 blanket

Comments

Login Comments for Job 5372: PND07-9 4oz soil jar rcvd broken...
PHD07-9 Methanol preserved sample in non pretared jar...

GASOLINE RANGE ORGANICS DATA PACKAGE

SAMPLE DATA

Data Path : E:\2\data\03272007\
 Data File : gx0005951.D
 Signal(s) : FID1A.CH
 Acq On : 27 Mar 2007 7:58 pm
 Operator : frz
 Sample : 580-5372-E-1-A
 Misc : BT=Sea041032707m
 ALS Vial : 24 Sample Multiplier: 1

Integration File: events.e
 Quant Time: Mar 29 08:04:00 2007
 Quant Method : E:\2\Methods\GAS_03162007.M
 Quant Title : SEA041: GRO by 8015 Modified 03-01-2007
 QLast Update : Wed Mar 21 17:24:41 2007
 Response via : Initial Calibration
 Integrator: ChemStation 6890 Scale Mode: Small noise peaks clipped

Volume Inj. :
 Signal Phase :
 Signal Info :

Compound	R.T.	Response	Conc Units

System Monitoring Compounds			
1) S 1,4-Difluorobenzene (I)	6.075	826560	85.540 ug/L
Spiked Amount 100.000		Recovery =	85.54%
2) S Fluorobenzene (Surr)	5.942	929886	92.704 ug/L
Spiked Amount 100.000		Recovery =	92.70%
3) S Trifluorotoluene (Surr)	6.681	381856	47.586 ug/L
Spiked Amount 100.000 Range 69 - 120		Recovery =	47.59%#
4) S Toluene-d8 (Surr)	7.593	1363180	106.625 ug/L
Spiked Amount 100.000		Recovery =	106.62%
5) S Ethylbenzene-d10 (Surr)	8.929	1465735	102.097 ug/L
Spiked Amount 100.000		Recovery =	102.10%
6) S 4-Bromofluorobenzene ...	9.982	757744	95.692 ug/L
Spiked Amount 100.000 Range 70 - 120		Recovery =	95.69%
Target Compounds			
7) H Gasoline By NWTPH-G	10.645	186153	18.364 ug/L
8) H C6-C10	6.960	97941	<MDL ug/L
9) H C6-C12	7.950	169425	<MDL ug/L
10) H CA 8015B	6.900	125189	<MDL ug/L

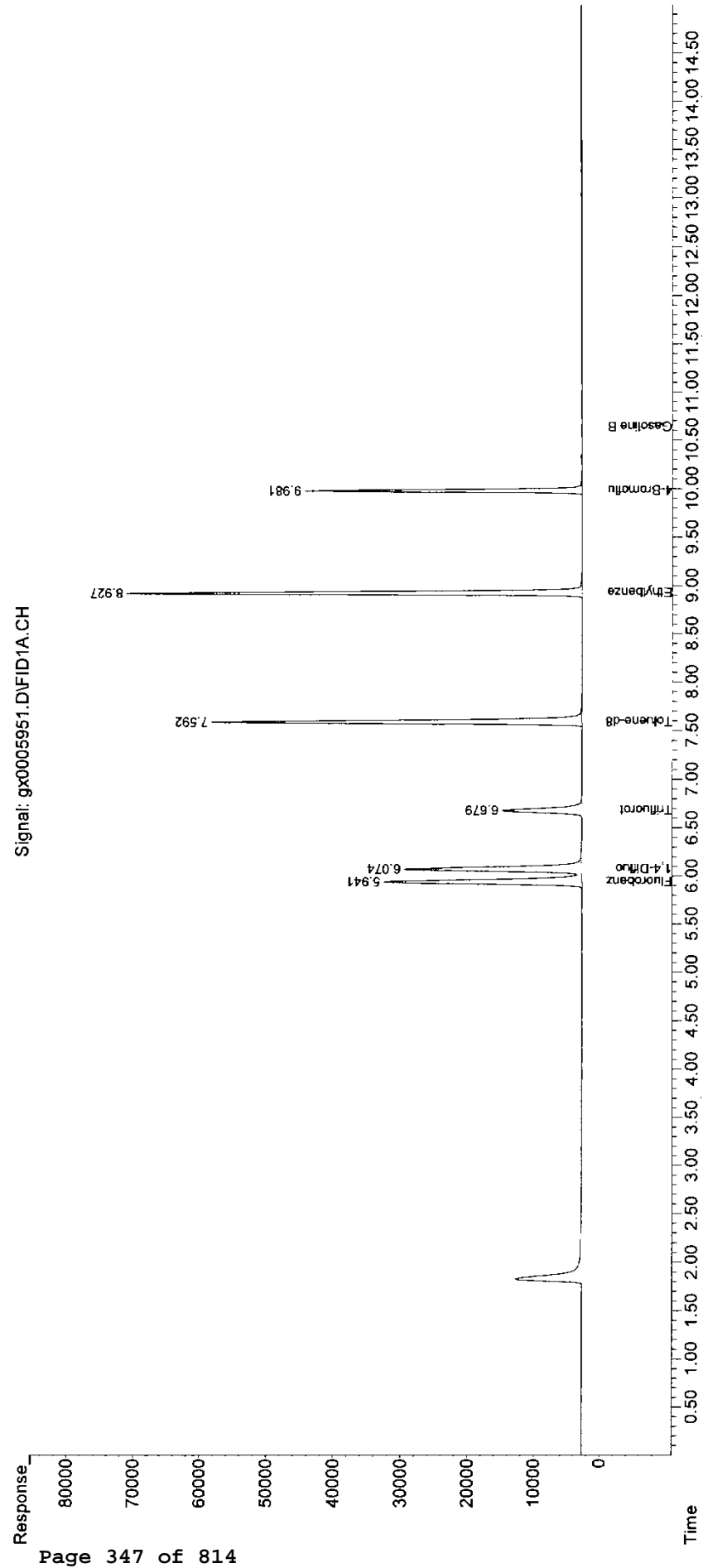
(f)=RT Delta > 1/2 Window

(m)=manual int.

Data Path : E:\2\data\03272007\
Data File : gx0005951.D
Signal(s) : FID1A.CH
Acq On : 27 Mar 2007 7:58 pm
Operator : frz
Sample : 580-5372-E-1-A
Misc : BT=Sea041032707m
ALS Vial : 24 Sample Multiplier: 1

Integration File: events.e
Quant Time: Mar 29 08:04:00 2007
Quant Method : E:\2\Methods\GAS_03162007.M
Quant Title : SEA041: GRO by 8015 Modified 03-01-2007
Qlast Update : Wed Mar 21 17:24:41 2007
Response via : Initial Calibration
Integrator: ChemStation 6890 Scale Mode: Small noise peaks clipped

Volume Inj. :
Signal Phase :
Signal Info :



Data Path : E:\2\data\03272007\
 Data File : gx0005952.D
 Signal(s) : FID1A.CH
 Acq On : 27 Mar 2007 8:21 pm
 Operator : frz
 Sample : 580-5372-D-2-A
 Misc : BT=Sea041032707m
 ALS Vial : 25 Sample Multiplier: 1

Integration File: events.e
 Quant Time: Mar 29 08:04:05 2007
 Quant Method : E:\2\Methods\GAS_03162007.M
 Quant Title : SEA041: GRO by 8015 Modified 03-01-2007
 QLast Update : Wed Mar 21 17:24:41 2007
 Response via : Initial Calibration
 Integrator: ChemStation 6890 Scale Mode: Small noise peaks clipped

Volume Inj. :
 Signal Phase :
 Signal Info :

Compound	R.T.	Response	Conc Units
System Monitoring Compounds			
1) S 1,4-Difluorobenzene (I)	6.073	814394	84.281 ug/L
Spiked Amount 100.000		Recovery =	84.28%
2) S Fluorobenzene (Surr)	5.939	919441	91.663 ug/L
Spiked Amount 100.000		Recovery =	91.66%
3) S Trifluorotoluene (Surr)	6.677	205528	25.612 ug/L
Spiked Amount 100.000 Range 69 - 120		Recovery =	25.61%#
4) S Toluene-d8 (Surr)	7.591	1353836	105.894 ug/L
Spiked Amount 100.000		Recovery =	105.89%
5) S Ethylbenzene-d10 (Surr)	8.928	1458091	101.565 ug/L
Spiked Amount 100.000		Recovery =	101.57%
6) S 4-Bromofluorobenzene ...	9.981	754142	95.237 ug/L
Spiked Amount 100.000 Range 70 - 120		Recovery =	95.24%
Target Compounds			
7) H Gasoline By NWTPH-G	10.645	215956	24.910 ug/L
8) H C6-C10	6.960	123845	<MDL ug/L
9) H C6-C12	7.950	183583	16.550 ug/L
10) H CA 8015B	6.900	147299	<MDL ug/L

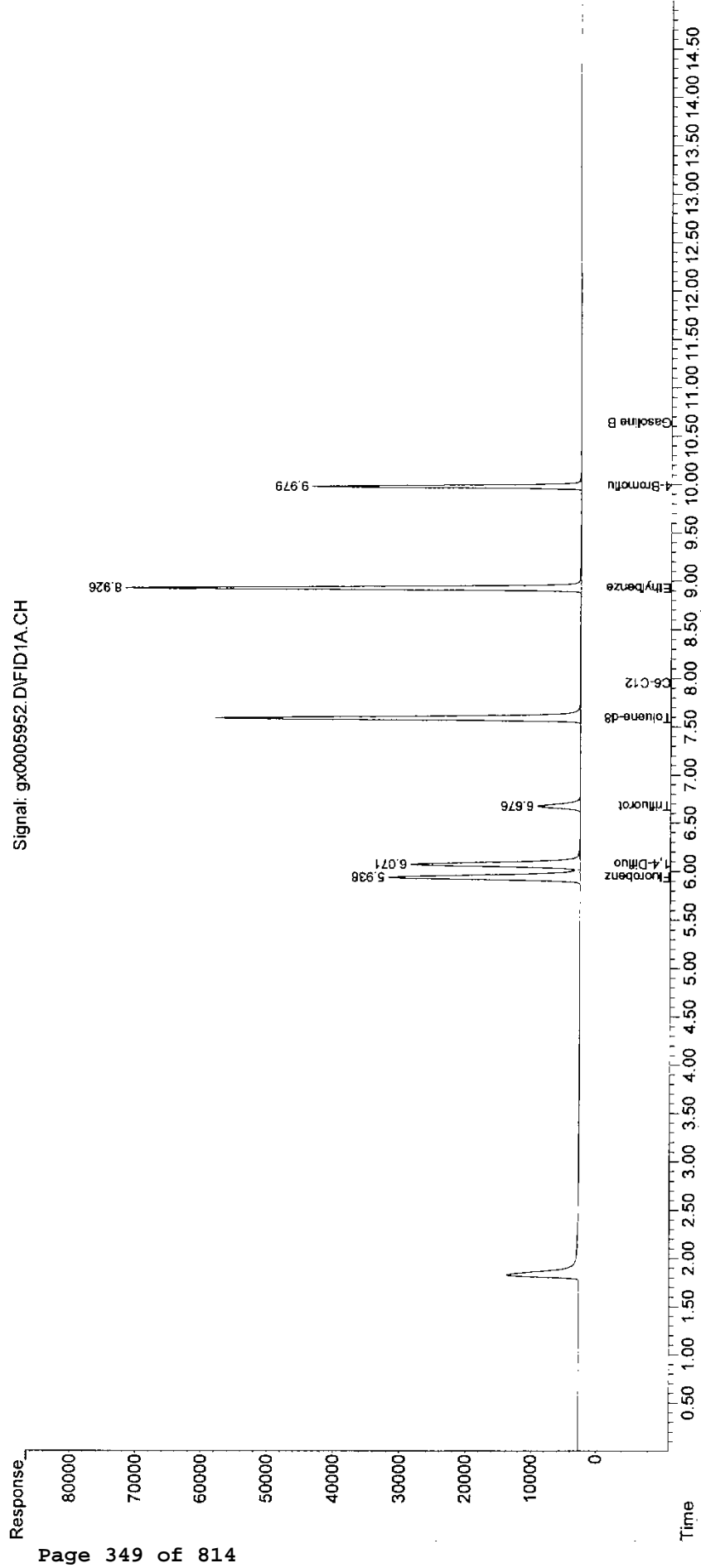
(f)=RT Delta > 1/2 Window

(m)=manual int.

Data Path : E:\2\data\03272007\
Data File : gx0005952.D
Signal(s) : FID1A.CH
Acq On : 27 Mar 2007 8:21 pm
Operator : frz
Sample : 580-5372-D-2-A
Misc : BT=Sea041032707m
ALS Vial : 25 Sample Multiplier: 1

Integration File: events.e
Quant Time: Mar 29 08:04:05 2007
Quant Method : E:\2\Methods\GAS 03162007.M
Quant Title : SEA041: GRO by 8015 Modified 03-01-2007
QLast Update : Wed Mar 21 17:24:41 2007
Response via : Initial Calibration
Integrator: ChemStation 6890 Scale Mode: Small noise peaks clipped

Volume Inj. :
Signal Phase :
Signal Info :



Data Path : E:\2\data\03272007\
 Data File : gx0005953.D
 Signal(s) : FID1A.CH
 Acq On : 27 Mar 2007 8:43 pm
 Operator : frz
 Sample : 580-5372-D-3-A
 Misc : BT=Sea041032707m
 ALS Vial : 26 Sample Multiplier: 1

Integration File: events.e
 Quant Time: Mar 29 08:04:10 2007
 Quant Method : E:\2\Methods\GAS_03162007.M
 Quant Title : SEA041: GRO by 8015 Modified 03-01-2007
 QLast Update : Wed Mar 21 17:24:41 2007
 Response via : Initial Calibration
 Integrator: ChemStation 6890 Scale Mode: Small noise peaks clipped

Volume Inj. :
 Signal Phase :
 Signal Info :

Compound	R.T.	Response	Conc Units

System Monitoring Compounds			
1) S 1,4-Difluorobenzene (I)	6.069	800181	82.810 ug/L
Spiked Amount 100.000		Recovery =	82.81%
2) S Fluorobenzene (Surr)	5.936	905273	90.250 ug/L
Spiked Amount 100.000		Recovery =	90.25%
3) S Trifluorotoluene (Surr)	6.671	206482	25.731 ug/L
Spiked Amount 100.000 Range 69 - 120		Recovery =	25.73%#
4) S Toluene-d8 (Surr)	7.587	1280275	100.141 ug/L
Spiked Amount 100.000		Recovery =	100.14%
5) S Ethylbenzene-d10 (Surr)	8.928	1445068	100.658 ug/L
Spiked Amount 100.000		Recovery =	100.66%
6) S 4-Bromofluorobenzene ...	9.982	753580	95.166 ug/L
Spiked Amount 100.000 Range 70 - 120		Recovery =	95.17%
Target Compounds			
7) H Gasoline By NWTPH-G	10.645	141169	8.484 ug/L
8) H C6-C10	6.960	114563	<MDL ug/L
9) H C6-C12	7.950	169593	<MDL ug/L
10) H CA 8015B	6.900	135658	<MDL ug/L

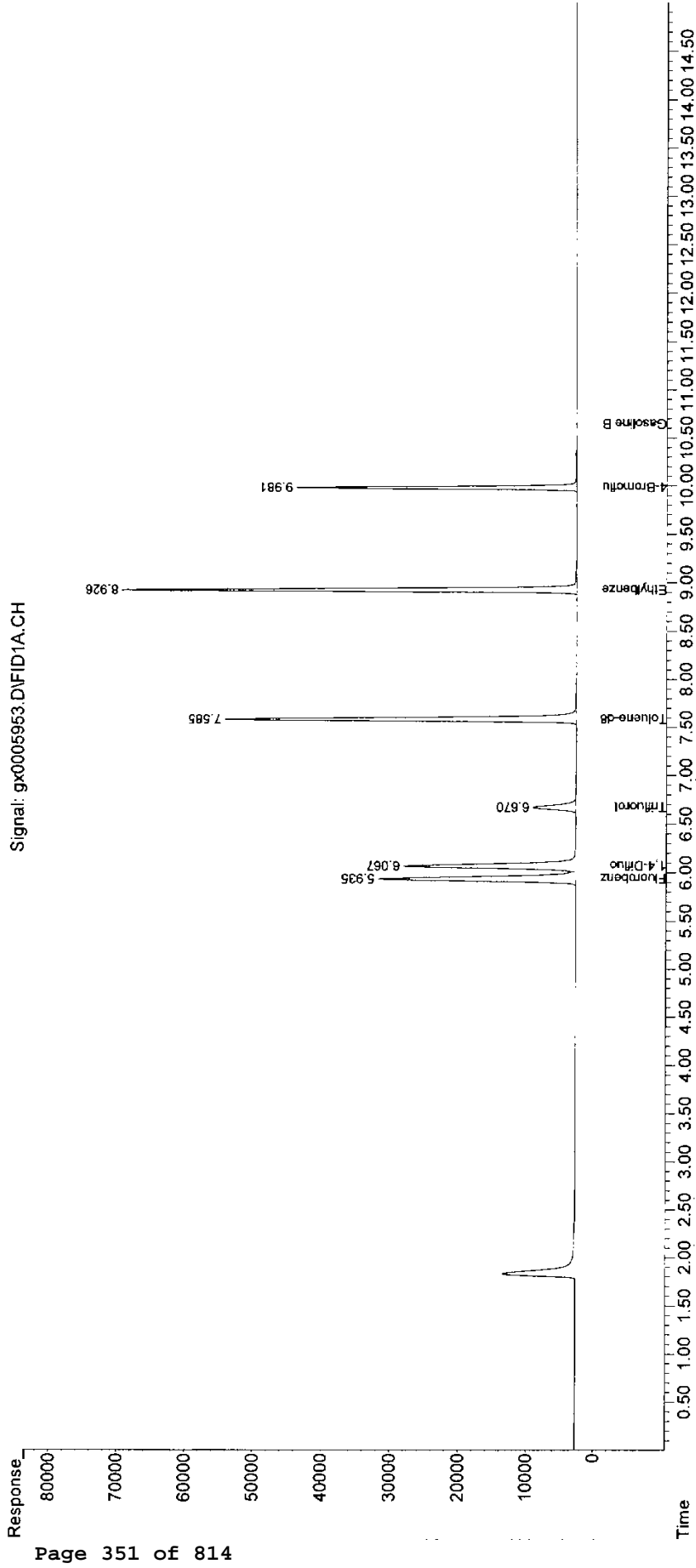
(f)=RT Delta > 1/2 Window

(m)=manual int.

Data Path : E:\2\data\03272007\
Data File : gx0005953.D
Signal(s) : FID1A.CH
Acq On : 27 Mar 2007 8:43 pm
Operator : frz
Sample : 580-5372-D-3-A
Misc : BT=Sea041032707m
ALS Vial : 26 Sample Multiplier: 1

Integration File: events.e
Quant Time: Mar 29 08:04:10 2007
Quant Method : E:\2\Methods\GAS_03162007.M
Quant Title : SEA041: GRO by 8015 Modified 03-01-2007
Quant Update : Wed Mar 21 17:24:41 2007
Response via : Initial Calibration
Integrator: ChemStation 6890 Scale Mode: Small noise peaks clipped

Volume Inj. :
Signal Phase :
Signal Info :



Data Path : E:\2\data\03272007\
 Data File : gx0005954.D
 Signal(s) : FID1A.CH
 Acq On : 27 Mar 2007 9:06 pm
 Operator : frz
 Sample : 580-5372-D-4-A
 Misc : BT=Sea041032707m
 ALS Vial : 27 Sample Multiplier: 1

Integration File: events.e
 Quant Time: Mar 29 08:04:15 2007
 Quant Method : E:\2\Methods\GAS_03162007.M
 Quant Title : SEA041: GRO by 8015 Modified 03-01-2007
 QLast Update : Wed Mar 21 17:24:41 2007
 Response via : Initial Calibration
 Integrator: ChemStation 6890 Scale Mode: Small noise peaks clipped

Volume Inj. :
 Signal Phase :
 Signal Info :

Compound	R.T.	Response	Conc Units

System Monitoring Compounds			
1) S 1,4-Difluorobenzene (I)	6.072	803309	83.134 ug/L
Spiked Amount 100.000		Recovery =	83.13%
2) S Fluorobenzene (Surr)	5.939	909208	90.643 ug/L
Spiked Amount 100.000		Recovery =	90.64%
3) S Trifluorotoluene (Surr)	6.675	393979	49.096 ug/L
Spiked Amount 100.000 Range 69 - 120		Recovery =	49.10%#
4) S Toluene-d8 (Surr)	7.590	1320677	103.301 ug/L
Spiked Amount 100.000		Recovery =	103.30%
5) S Ethylbenzene-d10 (Surr)	8.928	1449003	100.932 ug/L
Spiked Amount 100.000		Recovery =	100.93%
6) S 4-Bromofluorobenzene ...	9.982	753821	95.196 ug/L
Spiked Amount 100.000 Range 70 - 120		Recovery =	95.20%
Target Compounds			
7) H Gasoline By NWTPH-G	10.645	276644	38.240 ug/L
8) H C6-C10	6.960	116852	<MDL ug/L
9) H C6-C12	7.950	253683	25.704 ug/L
10) H CA 8015B	6.900	151631	<MDL ug/L

(f)=RT Delta > 1/2 Window

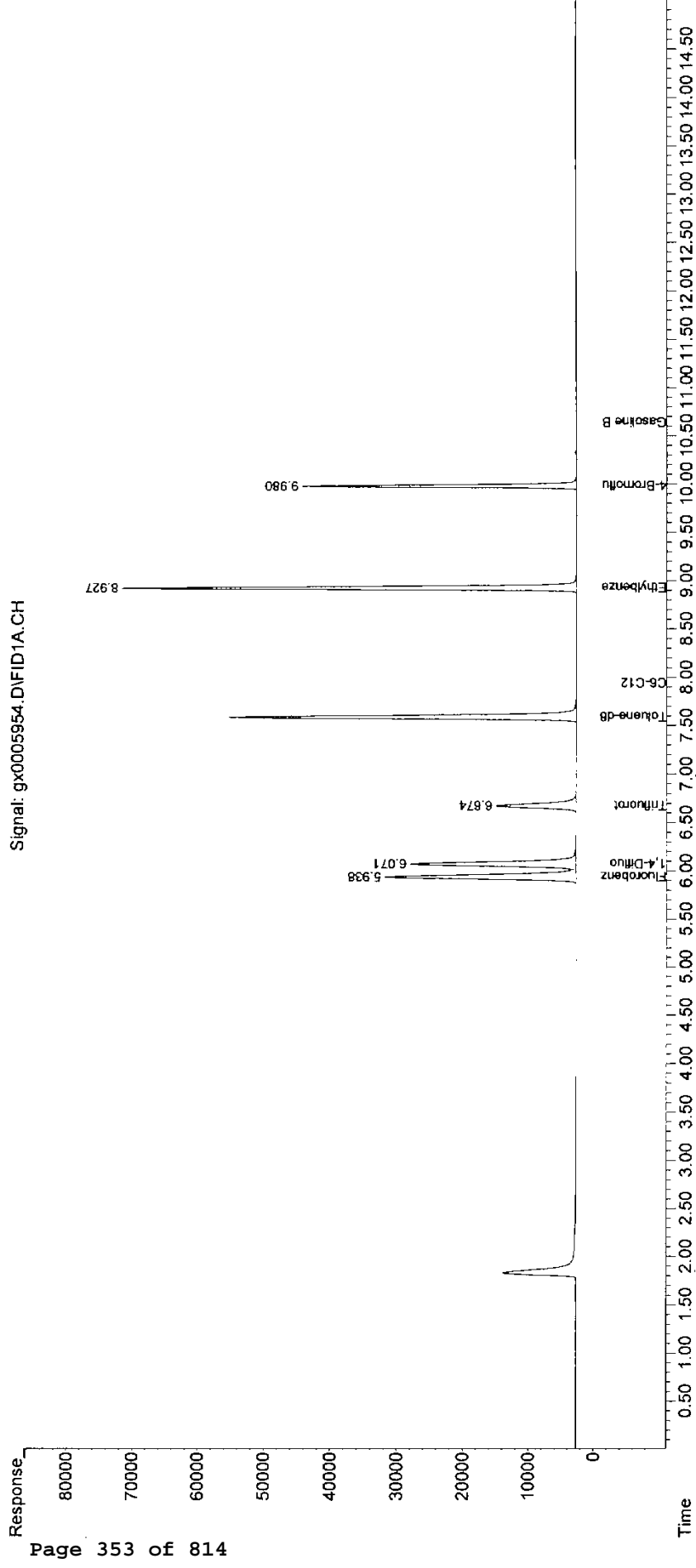
(m)=manual int.

Data Path : E:\2\data\03272007\
Data File : gx0005954.D
Signal(s) : FID1A.CH
Acq On : 27 Mar 2007 9:06 pm
Operator : frz
Sample : 580-5372-D-4-A
Misc : BT=Sea041032707m
ALS Vial : 27 Sample Multiplier: 1

Integration File: events.e

Quant Time: Mar 29 08:04:15 2007
Quant Method : E:\2\Methods\GAS_03162007.M
Quant Title : SEA041: GRO by 8015 Modified 03-01-2007
QLast Update : Wed Mar 21 17:24:41 2007
Response via : Initial Calibration
Integrator: ChemStation 6890 Scale Mode: Small noise peaks clipped

Volume Inj. :
Signal Phase :
Signal Info :



INITIAL CALIBRATION

Sequence Log

①
3/22/2007

Directory : q:\2\data\03162007

#	Filename	Sample Name	Date/Time
1	gx0005707.d	rinse/tune	03/16/07 10:13
2	gx0005708.d	rinse/tune	03/16/07 10:36
3	gx0005709.d	btex ical 0.2	03/16/07 10:58
4	gx0005710.d	btex ical 0.5	03/16/07 11:21
5	gx0005711.d	btex ical 1	03/16/07 11:43
6	gx0005712.d	btex ical 5	03/16/07 12:06
7	gx0005713.d	btex ical 10	03/16/07 12:28
8	gx0005714.d	btex ical 25	03/16/07 12:50
9	gx0005715.d	btex ical 50	03/16/07 13:13
10	gx0005716.d	btex ical 75	03/16/07 13:35
11	gx0005717.d	btex ical 100	03/16/07 13:58
12	gx0005718.d	btex ical 200	03/16/07 14:20
13	gx0005719.d	rinse	03/16/07 14:43
14	gx0005720.d	rinse/tune	03/16/07 15:05
15	gx0005721.d	btex icv 25	03/16/07 15:27
16	gx0005722.d	rt std	03/16/07 15:50
17	gx0005723.d	rinse/tune	03/16/07 16:12
18	gx0005724.d	rinse/tune	03/16/07 16:35
19	gx0005725.d	gro ical 50	03/16/07 16:57
20	gx0005726.d	gro ical 100	03/16/07 17:20
21	gx0005727.d	gro ical 250	03/16/07 17:42
22	gx0005728.d	gro ical 500	03/16/07 18:04
23	gx0005729.d	gro ical 1000	03/16/07 18:27
24	gx0005730.d	gro ical 5000	03/16/07 18:49
25	gx0005731.d	gro ical 10000	03/16/07 19:11
26	gx0005732.d	gro ical 15000	03/16/07 19:34
27	gx0005733.d	gro ical 25000	03/16/07 19:56
28	gx0005734.d	rinse/tune	03/16/07 20:19
29	gx0005735.d	gro icv 1100	03/16/07 20:41
30	gx0005736.d	rinse/tune	03/16/07 21:03

Data Path : E:\2\data\03162007\
 Data File : GX0005722.D
 Signal(s) : FID1A.CH
 Acq On : 16 Mar 2007 3:50 pm
 Operator : frz
 Sample : rt std
 Misc : 1369-55-11
 ALS Vial : 16 Sample Multiplier: 1

Integration File: events.e
 Quant Time: Mar 22 12:37:43 2007
 Quant Method : E:\2\Methods\GAS_03162007.M
 Quant Title : SEA041: GRO by 8015 Modified 03-01-2007
 QLast Update : Wed Mar 21 17:24:41 2007
 Response via : Initial Calibration
 Integrator: ChemStation 6890 Scale Mode: Small noise peaks clipped.

Volume Inj. :
 Signal Phase :
 Signal Info :

Compound	R.T.	Response	Conc Units

System Monitoring Compounds			
1) S 1,4-Difluorobenzene (I)	6.073	821642	85.031 ug/L
Spiked Amount 100.000		Recovery =	85.03%
3) S Trifluorotoluene (Surr)	6.668	728950	90.839 ug/L
Spiked Amount 100.000 Range 69 - 120		Recovery =	90.84%
4) S Toluene-d8 (Surr)	7.650f	352565	27.577 ug/L
Spiked Amount 100.000		Recovery =	27.58%
5) S Ethylbenzene-d10 (Surr)	9.001f	385218	26.833 ug/L
Spiked Amount 100.000		Recovery =	26.83%
Target Compounds			
7) H Gasoline By NWTPH-G	10.645	3453570	736.006 ug/L
8) H C6-C10	6.960	1809344	322.040 ug/L
9) H C6-C12	7.950	3283937	421.420 ug/L
10) H CA 8015B	6.900	2708550	383.031 ug/L

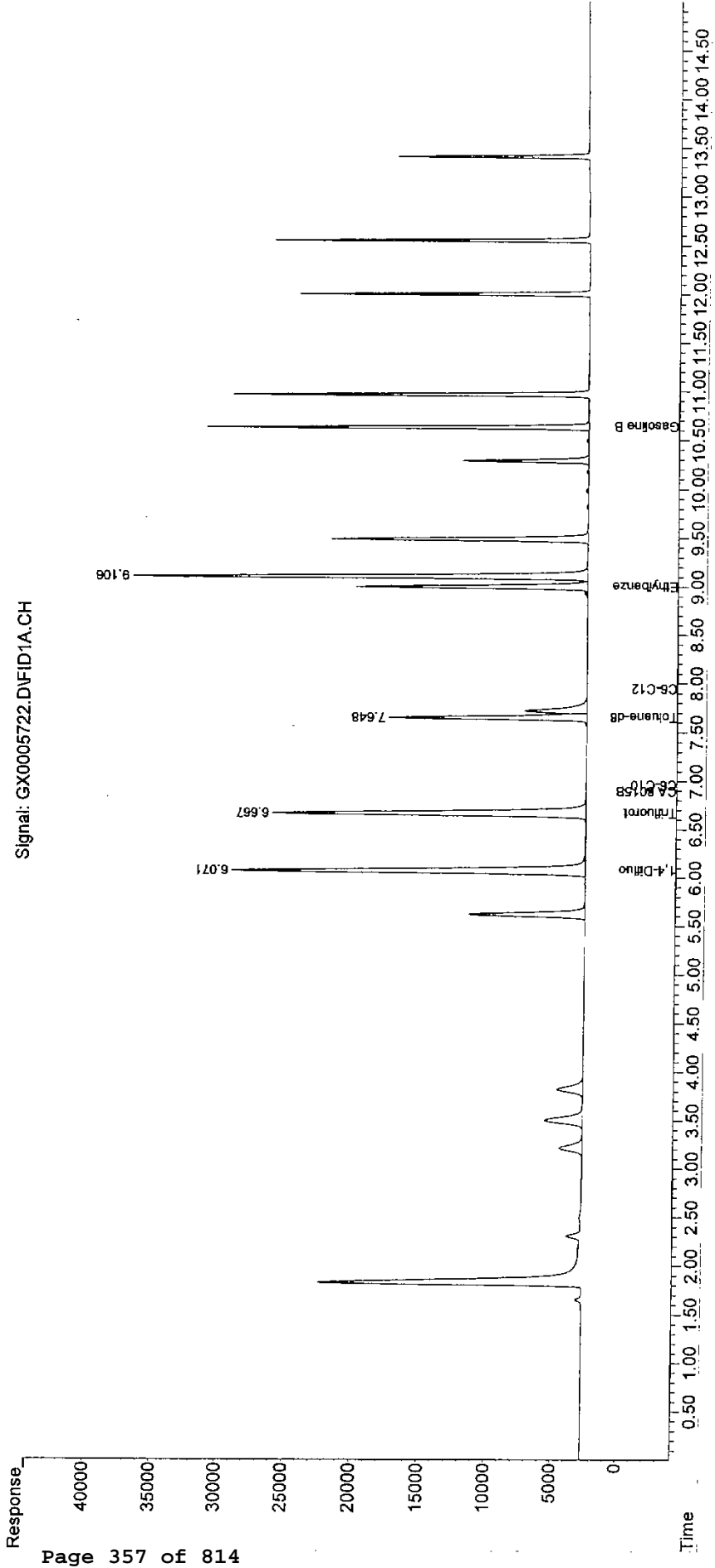
(f)=RT Delta > 1/2 Window

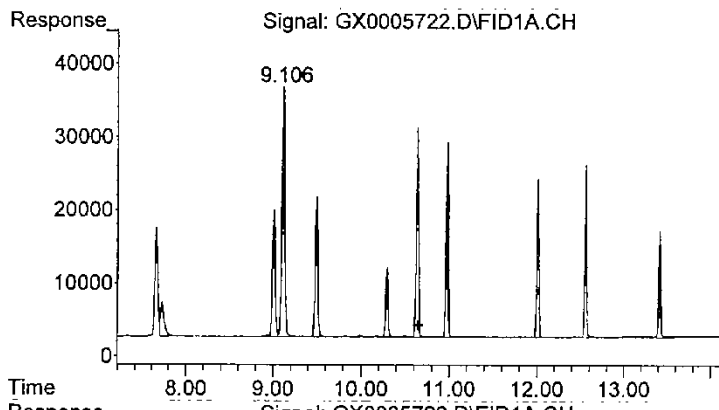
(m)=manual int.

Data Path : E:\2\data\03162007\
Data File : GX0005722.D
Signal(s) : FID1A.CH
Acq On : 16 Mar 2007 3:50 pm
Operator : frz
Sample : rt std
Misc : 1369-55-11
ALS Vial : 16 Sample Multiplier: 1

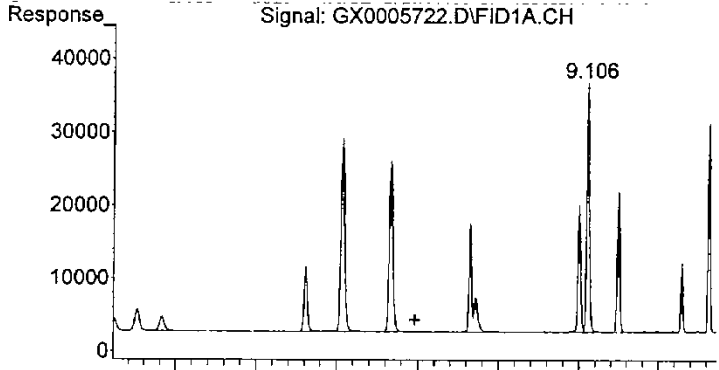
Integration File: events.e
Quant Time: Mar 22 12:37:43 2007
Quant Method : E:\2\Methods\GAS_03162007.M
Quant Title : SEA041: GRO by 8015 Modified 03-01-2007
QLast Update : Wed Mar 21 17:24:41 2007
Response via : Initial Calibration
Integrator: ChemStation 6890 Scale Mode: Small noise peaks clipped

Volume Inj. :
Signal Phase :
Signal Info :

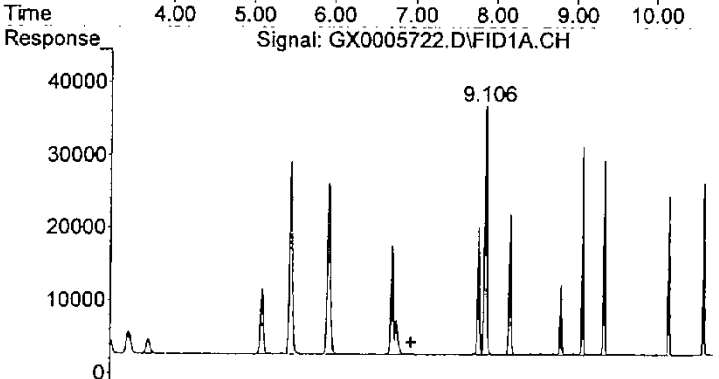




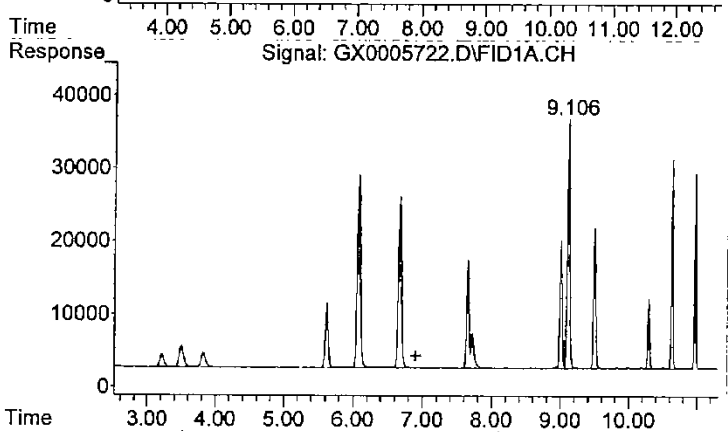
#7 Gasoline By NWTPH-G
 R.T.: 10.645 min
 Delta R.T.: 0.000 min
 Response: 3453570
 Conc: 736.01 ug/L m



#8 C6-C10
 R.T.: 6.960 min
 Delta R.T.: 0.000 min
 Response: 1809344
 Conc: 322.04 ug/L m



#9 C6-C12
 R.T.: 7.950 min
 Delta R.T.: 0.000 min
 Response: 3283937
 Conc: 421.42 ug/L m



#10 CA 8015B
 R.T.: 6.900 min
 Delta R.T.: 0.000 min
 Response: 2708550
 Conc: 383.03 ug/L m

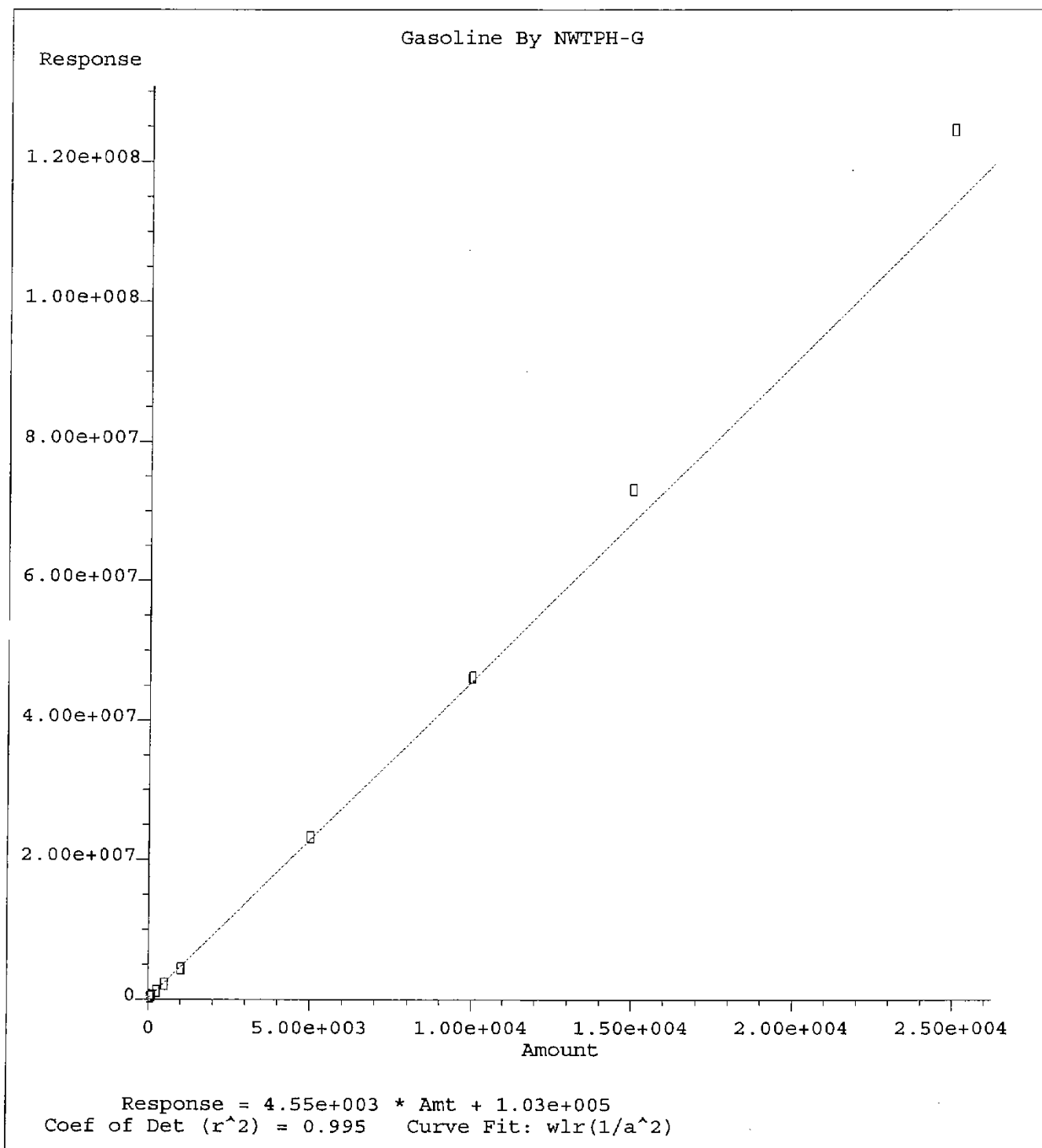
Method Path : E:\2\Methods\
 Method File : GAS_03162007.M
 Title : SEA041: GRO by 8015 Modified 03-01-2007
 Last Update : Wed Mar 21 17:24:41 2007
 Response Via : Initial Calibration

Calibration Files

ccc =GX0005735.D 50 =GX0005725.D 100 =GX0005726.D
 250 =GX0005727.D 500 =GX0005728.D 1000 =GX0005729.D

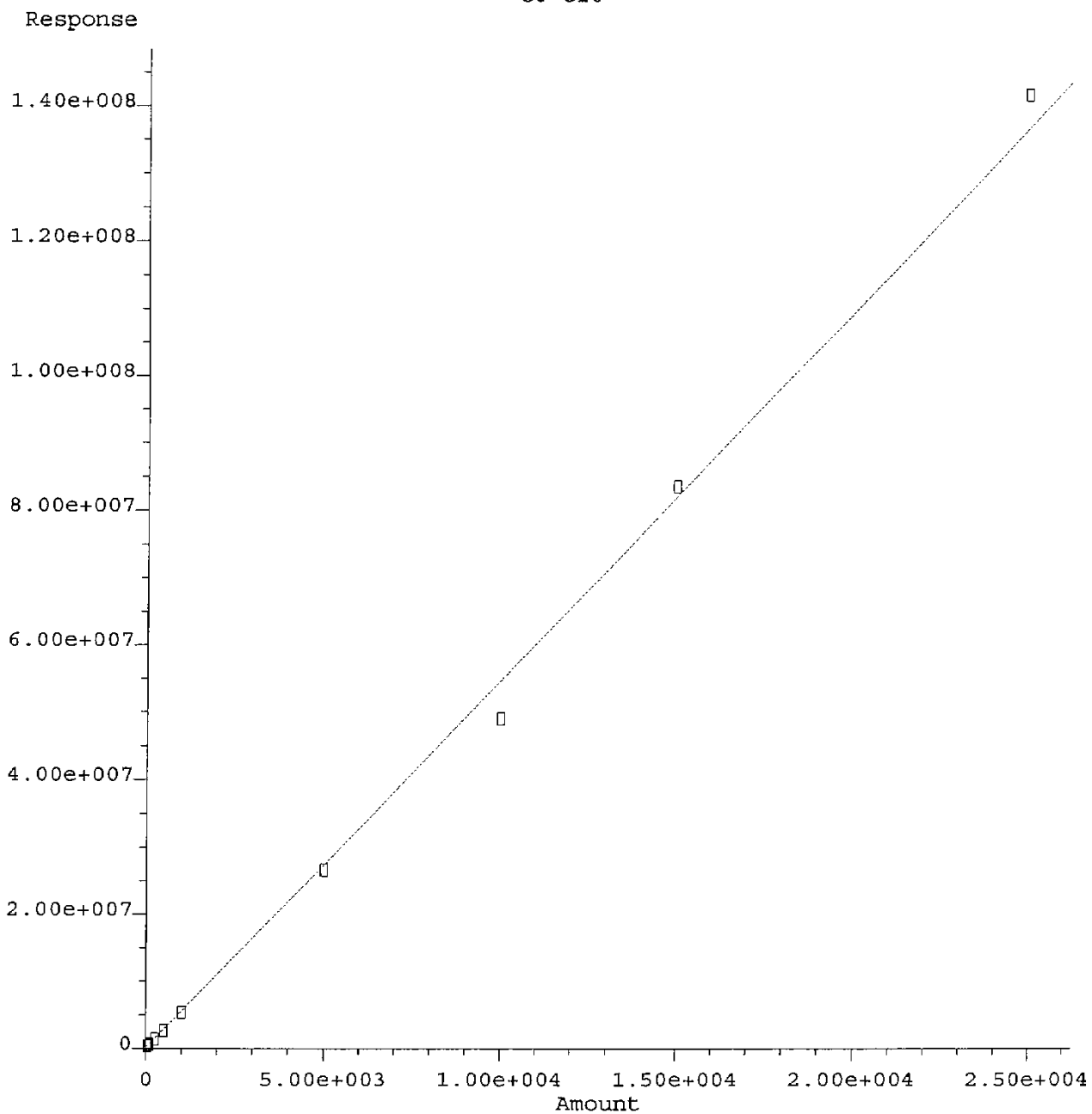
	Compound	ccc	50	100	250	500	1000	Avg	%RSD
1) S	1,4-Difluorob...		0.824	0.803	0.876	0.852	0.871	0.966	E4 22.64
2) S	Fluorobenzene...		0.939	0.913	0.993	0.967	0.972	1.003	E4 9.69
3) S	Trifluorotolu...		7.550	7.294	7.397	7.640	7.813	8.025	E3 10.59
4) S	Toluene-d8 (S...		1.307	1.262	1.324	1.300	1.244	1.278	E4 2.64
5) S	Ethylbenzene-...		1.475	1.405	1.450	1.410	1.395	1.436	E4 2.17
6) S	4-Bromofluoro...		7.968	7.627	7.795	7.679	7.584	7.919	E3 4.55
7) H	Gasoline By N...		6.785	5.428	4.653	4.406	4.422	4.979	E3 14.99
8) H	C6-C10		7.005	6.288	5.584	5.350	5.386	5.673	E3 10.94
9) H	C6-C12		9.566	8.612	7.705	7.440	7.496	7.894	E3 9.57
10) H	CA 8015B		9.011	8.102	7.262	6.975	7.014	7.256	E3 11.20

(#) = Out of Range ### Number of calibration levels exceeded format ###



Method Name: E:\2\Methods\GAS_03162007.M
 Calibration Table Last Updated: Wed Mar 21 17:24:41 2007

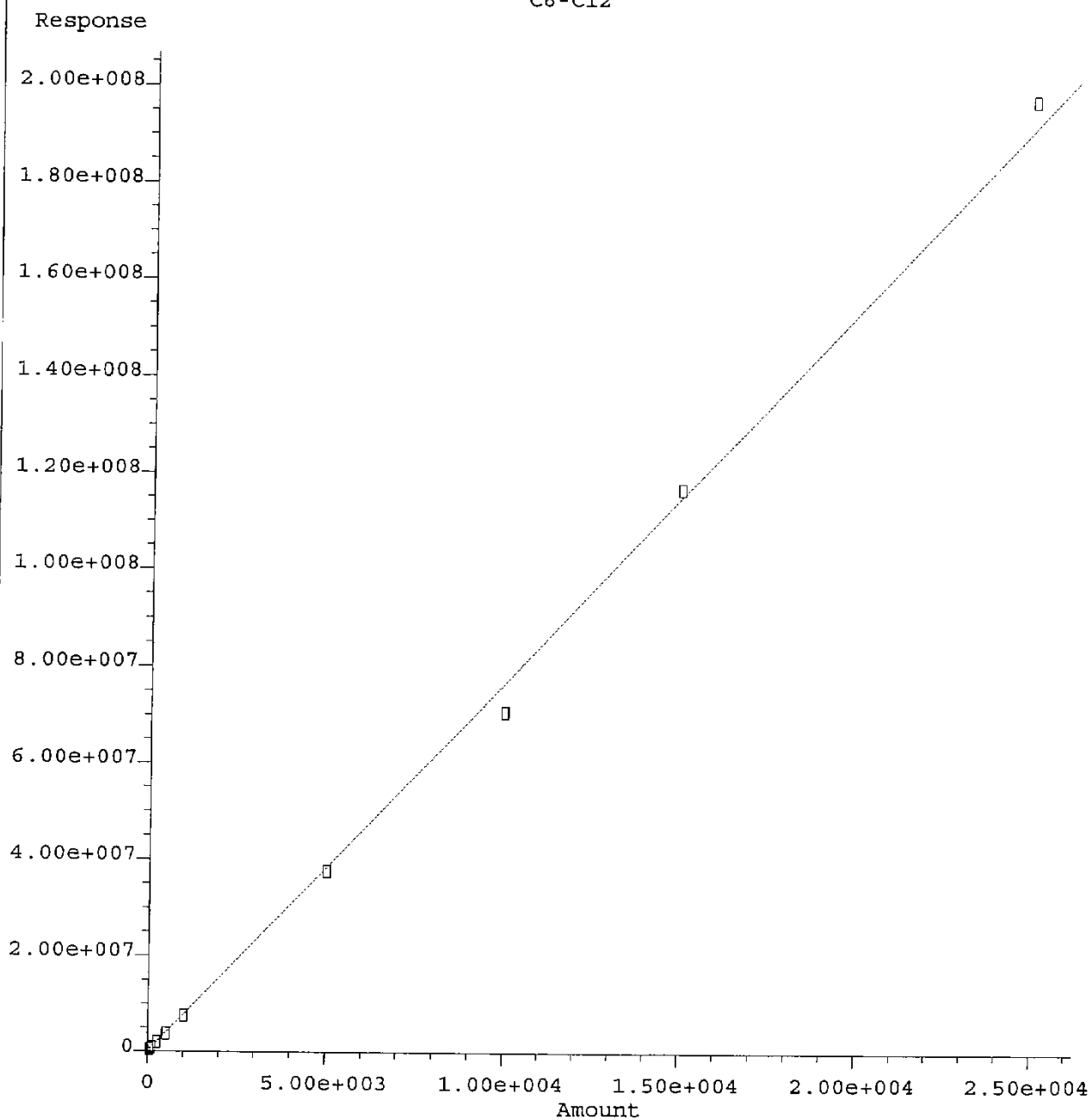
C6-C10



Response = 5.46e+003 * Amt + 5.22e+004
Coef of Det (r^2) = 0.997 Curve Fit: wlr(1/a)

Method Name: E:\2\Methods\GAS_03162007.M
Calibration Table Last Updated: Wed Mar 21 17:24:41 2007

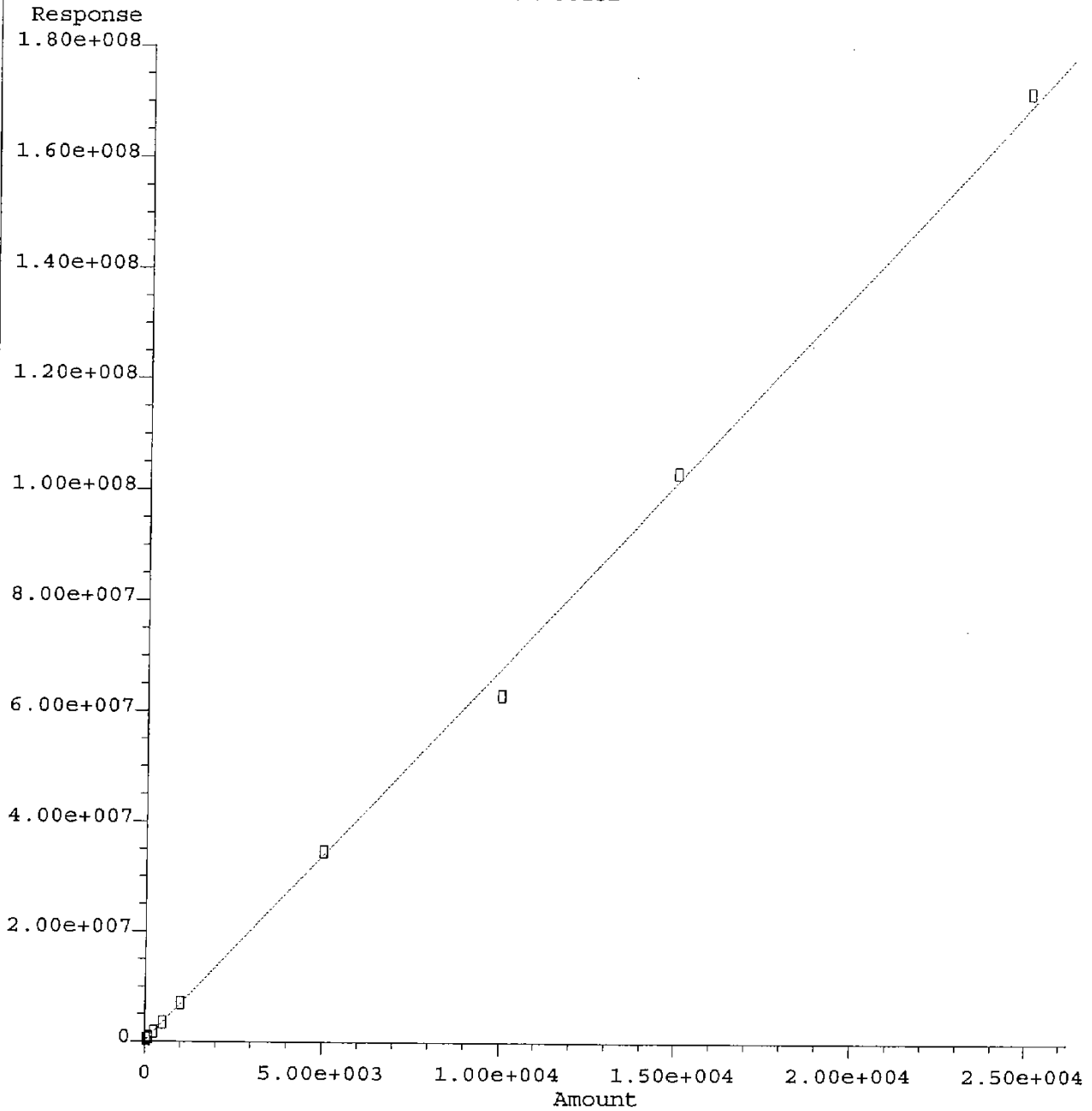
C6-C12



Response = 7.66e+003 * Amt + 5.68e+004
Coef of Det (r^2) = 0.998 Curve Fit: wlr(1/a)

Method Name: E:\2\Methods\GAS_03162007.M
Calibration Table Last Updated: Wed Mar 21 17:24:41 2007

CA 8015B



Response = 6.76e+003 * Amt + 1.19e+005
Coef of Det (r^2) = 0.999 Curve Fit: wlr(1/a)

Method Name: E:\2\Methods\GAS_03162007.M
Calibration Table Last Updated: Wed Mar 21 17:24:41 2007

Data Path : E:\2\data\03162007\
 Data File : GX0005725.D
 Signal(s) : FID1A.CH
 Acq On : 16 Mar 2007 4:57 pm
 Operator : frz
 Sample : gro ical 50
 Misc : 1369-56-12
 ALS Vial : 19 Sample Multiplier: 1

Integration File: events.e
 Quant Time: Mar 22 12:38:09 2007
 Quant Method : E:\2\Methods\GAS_03162007.M
 Quant Title : SEA041: GRO by 8015 Modified 03-01-2007
 QLast Update : Wed Mar 21 17:24:41 2007
 Response via : Initial Calibration
 Integrator: ChemStation 6890 Scale Mode: Small noise peaks clipped

Volume Inj. :
 Signal Phase :
 Signal Info :

Compound	R.T.	Response	Conc Units

System Monitoring Compounds			
1) S 1,4-Difluorobenzene (I)	6.073	823679	85.242 ug/L
Spiked Amount 100.000		Recovery =	85.24%
2) S Fluorobenzene (Surr)	5.939	187779	18.720 ug/L
Spiked Amount 100.000		Recovery =	18.72%
3) S Trifluorotoluene (Surr)	6.669	151010	18.818 ug/L
Spiked Amount 100.000 Range 69 - 120		Recovery =	18.82%#
4) S Toluene-d8 (Surr)	7.586	261408	20.447 ug/L
Spiked Amount 100.000		Recovery =	20.45%
5) S Ethylbenzene-d10 (Surr)	8.931	294919	20.543 ug/L
Spiked Amount 100.000		Recovery =	20.54%
6) S 4-Bromofluorobenzene ...	9.983	159366	20.126 ug/L
Spiked Amount 100.000 Range 70 - 120		Recovery =	20.13%#
Target Compounds			
7) H Gasoline By NWTPH-G	10.645	339236	51.987 ug/L
8) H C6-C10	6.960	350258	54.619 ug/L
9) H C6-C12	7.950	478311	55.038 ug/L
10) H CA 8015B	6.900	450527	48.985 ug/L

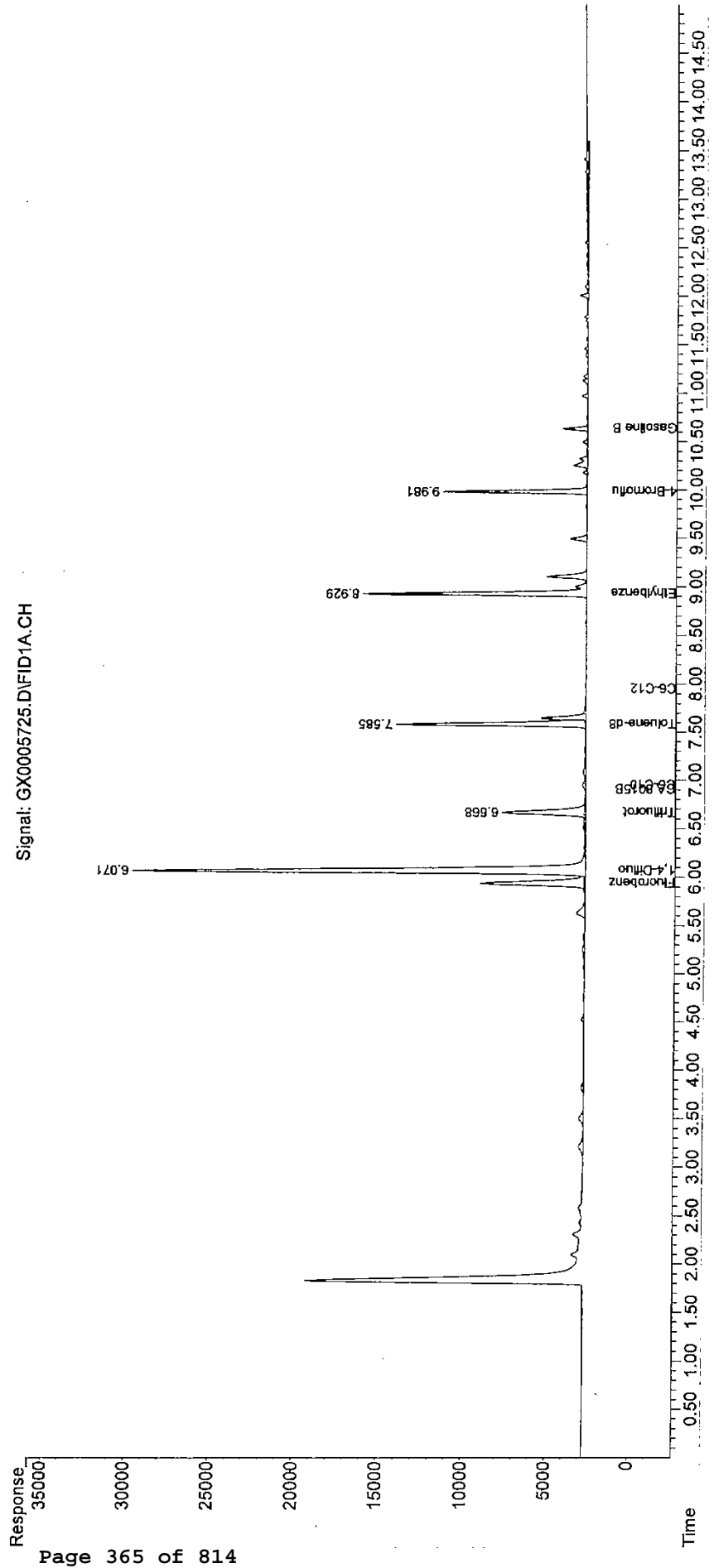
(f)=RT Delta > 1/2 Window

(m)=manual int.

Data Path : E:\2\data\03162007\
Data File : GX0005725.D
Signal(s) : FID1A.CH
Acq On : 16 Mar 2007 4:57 pm
Operator : frz
Sample : gro ical 50
Misc : 1369-56-12
ALS Vial : 19 Sample Multiplier: 1

Integration File: events.e
Quant Time: Mar 22 12:38:09 2007
Quant Method : E:\2\Methods\GAS_03162007.M
Quant Title : SEA041: GRO by 8015 Modified 03-01-2007
QLast Update : Wed Mar 21 17:24:41 2007
Response via : Initial Calibration
Integrator: ChemStation 6890 Scale Mode: Small noise peaks clipped

Volume Inj. :
Signal Phase :
Signal Info :



Data Path : E:\2\data\03162007\
 Data File : GX0005726.D
 Signal(s) : FID1A.CH
 Acq On : 16 Mar 2007 5:20 pm
 Operator : frz
 Sample : gro ical 100
 Misc : 1369-56-13
 ALS Vial : 20 Sample Multiplier: 1

Integration File: events.e
 Quant Time: Mar 22 12:38:19 2007
 Quant Method : E:\2\Methods\GAS_03162007.M
 Quant Title : SEA041: GRO by 8015 Modified 03-01-2007
 QLast Update : Wed Mar 21 17:24:41 2007
 Response via : Initial Calibration
 Integrator: ChemStation 6890 Scale Mode: Small noise peaks clipped

Volume Inj. :
 Signal Phase :
 Signal Info :

Compound	R.T.	Response	Conc Units

System Monitoring Compounds			
1) S 1,4-Difluorobenzene (I)	6.070	802501	83.050 ug/L
Spiked Amount 100.000		Recovery =	83.05%
2) S Fluorobenzene (Surr)	5.937	365196	36.408 ug/L
Spiked Amount 100.000		Recovery =	36.41%
3) S Trifluorotoluene (Surr)	6.666	291748	36.357 ug/L
Spiked Amount 100.000 Range 69 - 120		Recovery =	36.36%#
4) S Toluene-d8 (Surr)	7.584	504900	39.492 ug/L
Spiked Amount 100.000		Recovery =	39.49%
5) S Ethylbenzene-d10 (Surr)	8.929	561898	39.140 ug/L
Spiked Amount 100.000		Recovery =	39.14%
6) S 4-Bromofluorobenzene ...	9.982	305071	38.526 ug/L
Spiked Amount 100.000 Range 70 - 120		Recovery =	38.53%#
Target Compounds			
7) H Gasoline By NWT PH-G	10.645	542835	96.705 ug/L
8) H C6-C10	6.960	628751	105.661 ug/L
9) H C6-C12	7.950	861248	105.045 ug/L
10) H CA 8015B	6.900	810234	102.200 ug/L

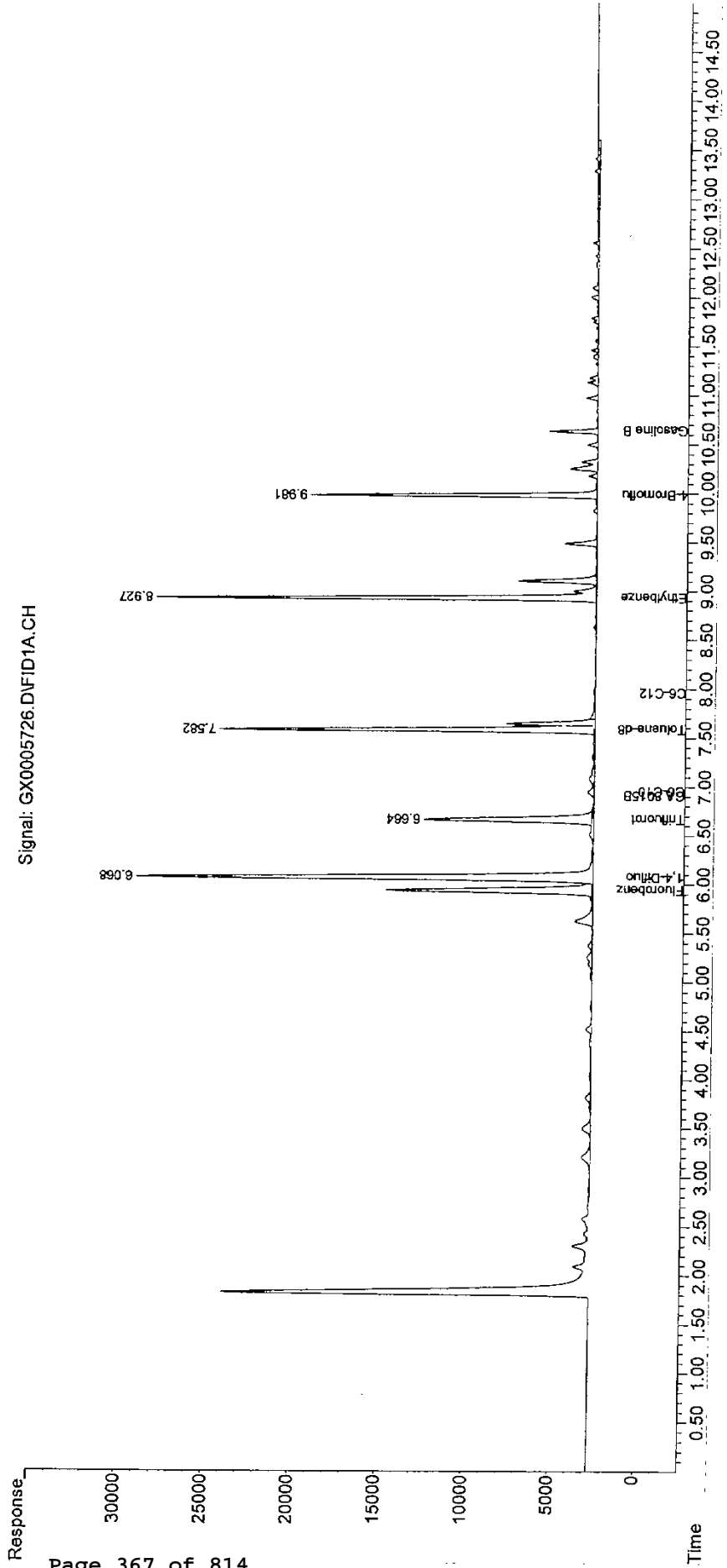
(f)=RT Delta > 1/2 Window

(m)=manual int.

Data Path : E:\2\data\03162007\
Data File : GX0005726.D
Signal(s) : FID1A.CH
Acq On : 16 Mar 2007 5:20 pm
Operator : frz
Sample : gro ical 100
Misc : 1369-56-13
ALS Vial : 20 Sample Multiplier: 1

Integration File: events.e
Quant Time: Mar 22 12:38:19 2007
Quant Method : E:\2\Methods\GAS_03162007.M
Quant Title : SEA041: GRO by 8015 Modified 03-01-2007
QLast Update : Wed Mar 21 17:24:41 2007
Response via : Initial Calibration
Integrator: ChemStation 6890 Scale Mode: Small noise peaks clipped

Volume Inj. :
Signal Phase :
Signal Info :



Data Path : E:\2\data\03162007\
 Data File : GX0005727.D
 Signal(s) : FID1A.CH
 Acq On : 16 Mar 2007 5:42 pm
 Operator : frz
 Sample : gro ical 250
 Misc : 1369-56-14
 ALS Vial : 21 Sample Multiplier: 1

Integration File: events.e
 Quant Time: Mar 22 12:38:29 2007
 Quant Method : E:\2\Methods\GAS_03162007.M
 Quant Title : SEA041: GRO by 8015 Modified 03-01-2007
 QLast Update : Wed Mar 21 17:24:41 2007
 Response via : Initial Calibration
 Integrator: ChemStation 6890 Scale Mode: Small noise peaks clipped

Volume Inj. :
 Signal Phase :
 Signal Info :

Compound	R.T.	Response	Conc Units

System Monitoring Compounds			
1) S 1,4-Difluorobenzene (I)	6.076	875928	90.649 ug/L
Spiked Amount 100.000		Recovery =	90.65%
2) S Fluorobenzene (Surr)	5.943	595655	59.383 ug/L
Spiked Amount 100.000		Recovery =	59.38%
3) S Trifluorotoluene (Surr)	6.674	443843	55.310 ug/L
Spiked Amount 100.000 Range 69 - 120		Recovery =	55.31%#
4) S Toluene-d8 (Surr)	7.590	794576	62.150 ug/L
Spiked Amount 100.000		Recovery =	62.15%
5) S Ethylbenzene-d10 (Surr)	8.932	870243	60.618 ug/L
Spiked Amount 100.000		Recovery =	60.62%
6) S 4-Bromofluorobenzene ...	9.984	467684	59.062 ug/L
Spiked Amount 100.000 Range 70 - 120		Recovery =	59.06%#
Target Compounds			
7) H Gasoline By NWTPH-G	10.645	1163362	232.995 ug/L
8) H C6-C10	6.960	1395951	246.273 ug/L
9) H C6-C12	7.950	1926152	244.109 ug/L
10) H CA 8015B	6.900	1815602	250.931 ug/L

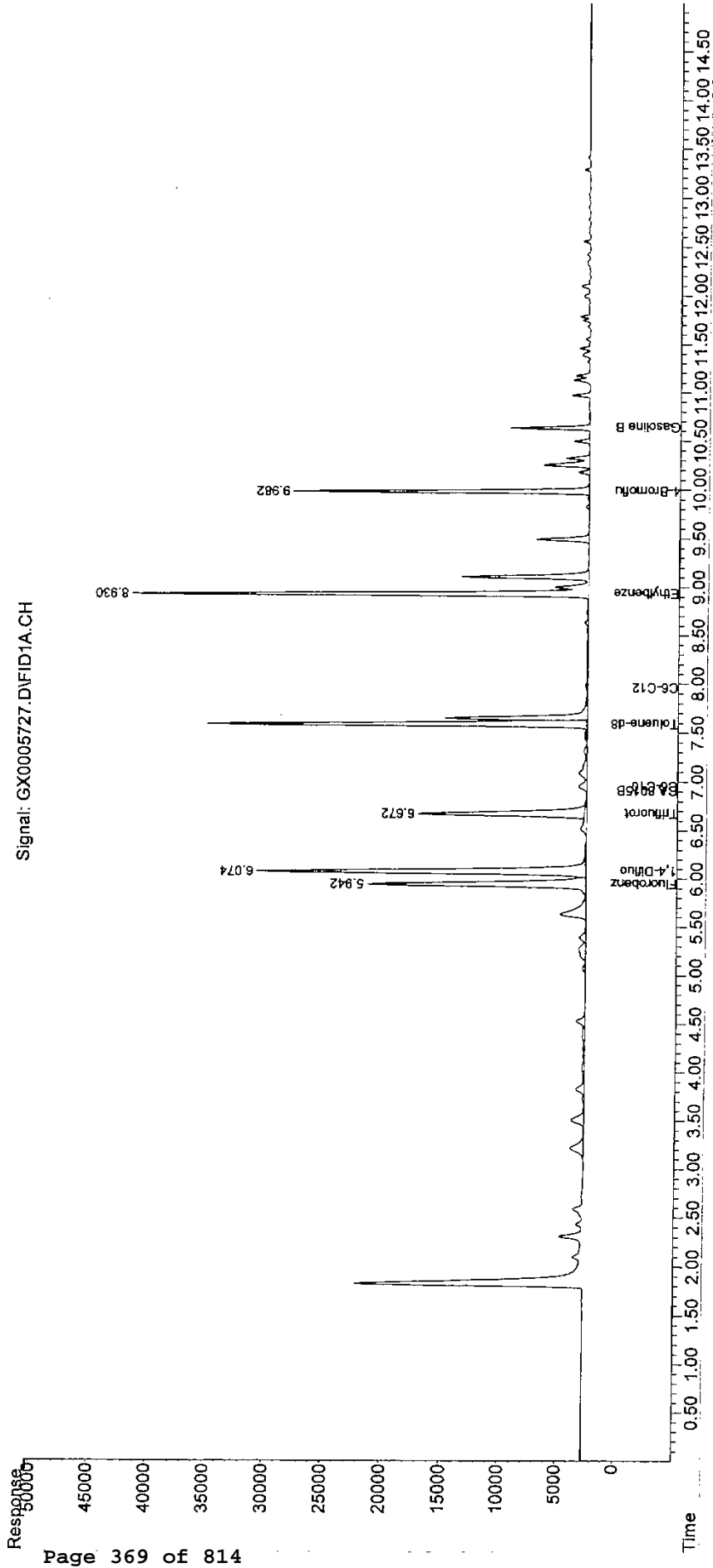
(f)=RT Delta > 1/2 Window

(m)=manual int.

Data Path : E:\2\data\03162007\
Data File : GX0005727.D
Signal(s) : FID1A.CH
Acq On : 16 Mar 2007 5:42 pm
Operator : frz
Sample : gro ical 250
Misc : 1369-56-14
ALS Vial : 21 Sample Multiplier: 1

Integration File: events.e
Quant Time: Mar 22 12:38:29 2007
Quant Method : E:\2\Methods\GAS_03162007.M
Quant Title : SEA041: GRO by 8015 Modified 03-01-2007
QLast Update : Wed Mar 21 17:24:41 2007
Response via : Initial Calibration
Integrator: ChemStation 6890 Scale Mode: Small noise peaks clipped

Volume Inj. :
Signal Phase :
Signal Info :



Data Path : E:\2\data\03162007\
 Data File : GX0005728.D
 Signal(s) : FID1A.CH
 Acq On : 16 Mar 2007 6:04 pm
 Operator : frz
 Sample : gro ical 500
 Misc : 1369-56-15
 ALS Vial : 22 Sample Multiplier: 1

Integration File: events.e
 Quant Time: Mar 22 12:38:40 2007
 Quant Method : E:\2\Methods\GAS_03162007.M
 Quant Title : SEA041: GRO by 8015 Modified 03-01-2007
 QLast Update : Wed Mar 21 17:24:41 2007
 Response via : Initial Calibration
 Integrator: ChemStation 6890 Scale Mode: Small noise peaks clipped

Volume Inj. :
 Signal Phase :
 Signal Info :

Compound	R.T.	Response	Conc Units

System Monitoring Compounds			
1) S 1,4-Difluorobenzene (I)	6.072	852192	88.193 ug/L
Spiked Amount 100.000		Recovery =	88.19%
2) S Fluorobenzene (Surr)	5.940	773998	77.163 ug/L
Spiked Amount 100.000		Recovery =	77.16%
3) S Trifluorotoluene (Surr)	6.671	611200	76.166 ug/L
Spiked Amount 100.000 Range 69 - 120		Recovery =	76.17%
4) S Toluene-d8 (Surr)	7.588	1039774	81.329 ug/L
Spiked Amount 100.000		Recovery =	81.33%
5) S Ethylbenzene-d10 (Surr)	8.930	1128297	78.593 ug/L
Spiked Amount 100.000		Recovery =	78.59%
6) S 4-Bromofluorobenzene ...	9.983	614344	77.583 ug/L
Spiked Amount 100.000 Range 70 - 120		Recovery =	77.58%
Target Compounds			
7) H Gasoline By NWTPH-G	10.645	2203112	461.361 ug/L
8) H C6-C10	6.960	2674765	480.654 ug/L
9) H C6-C12	7.950	3719926	478.355 ug/L
10) H CA 8015B	6.900	3487279	498.235 ug/L

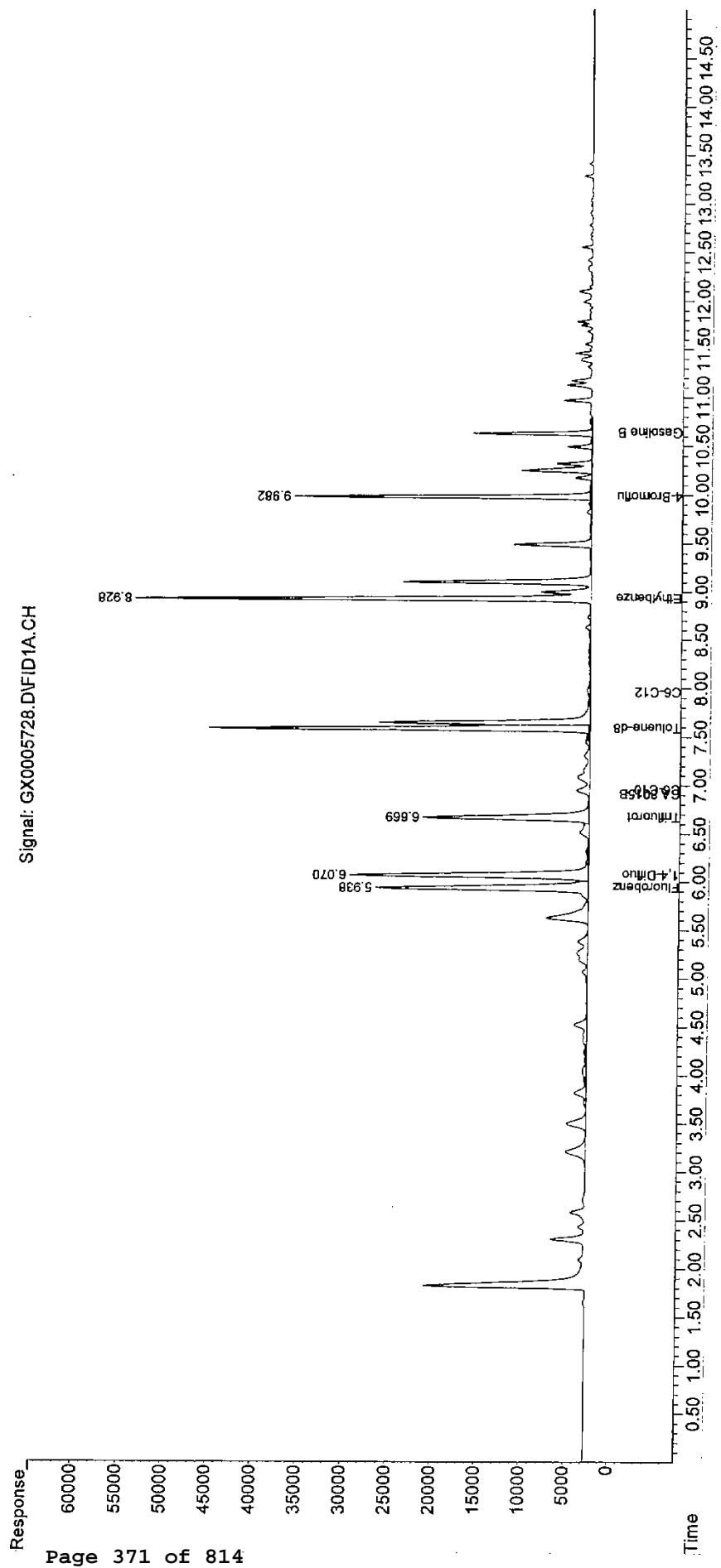
(f)=RT Delta > 1/2 Window

(m)=manual int.

Data Path : E:\2\data\03162007\
Data File : GX0005728.D
Signal(s) : FID1A.CH
Acq On : 16 Mar 2007 6:04 pm
Operator : frz
Sample : gro ical 500
Misc : 1369-56-15
ALS Vial : 22 Sample Multiplier: 1

Integration File: events.e
Quant Time: Mar 22 12:38:40 2007
Quant Method : E:\2\Methods\GAS_03162007.M
Quant Title : SEA041: GRO by 8015 Modified 03-01-2007
QLast Update : Wed Mar 21 17:24:41 2007
Response via : Initial Calibration
Integrator: ChemStation 6890 Scale Mode: Small noise peaks clipped

Volume Inj. :
Signal Phase :
Signal Info :



Data Path : E:\2\data\03162007\
 Data File : GX0005729.D
 Signal(s) : FID1A.CH
 Acq On : 16 Mar 2007 6:27 pm
 Operator : frz
 Sample : gro ical 1000
 Misc : 1369-56-16
 ALS Vial : 23 Sample Multiplier: 1

Integration File: events.e
 Quant Time: Mar 22 12:38:52 2007
 Quant Method : E:\2\Methods\GAS_03162007.M
 Quant Title : SEA041: GRO by 8015 Modified 03-01-2007
 QLast Update : Wed Mar 21 17:24:41 2007
 Response via : Initial Calibration
 Integrator: ChemStation 6890 Scale Mode: Small noise peaks clipped

Volume Inj. :
 Signal Phase :
 Signal Info :

Compound	R.T.	Response	Conc Units

System Monitoring Compounds			
1) S 1,4-Difluorobenzene (I)	6.071	870806	90.119 ug/L
Spiked Amount 100.000		Recovery =	90.12%
2) S Fluorobenzene (Surr)	5.939	971938	96.897 ug/L
Spiked Amount 100.000		Recovery =	96.90%
3) S Trifluorotoluene (Surr)	6.673	781259	97.358 ug/L
Spiked Amount 100.000 Range 69 - 120		Recovery =	97.36%
4) S Toluene-d8 (Surr)	7.589	1243809	97.288 ug/L
Spiked Amount 100.000		Recovery =	97.29%
5) S Ethylbenzene-d10 (Surr)	8.930	1395442	97.201 ug/L
Spiked Amount 100.000		Recovery =	97.20%
6) S 4-Bromofluorobenzene ...	9.983	758410	95.776 ug/L
Spiked Amount 100.000 Range 70 - 120		Recovery =	95.78%
Target Compounds			
7) H Gasoline By NWTPH-G	10.645	4422445	948.806 ug/L
8) H C6-C10	6.960	5386290	977.622 ug/L
9) H C6-C12	7.950	7495861	971.447 ug/L
10) H CA 8015B	6.900	7014407	1020.029 ug/L

(f)=RT Delta > 1/2 Window

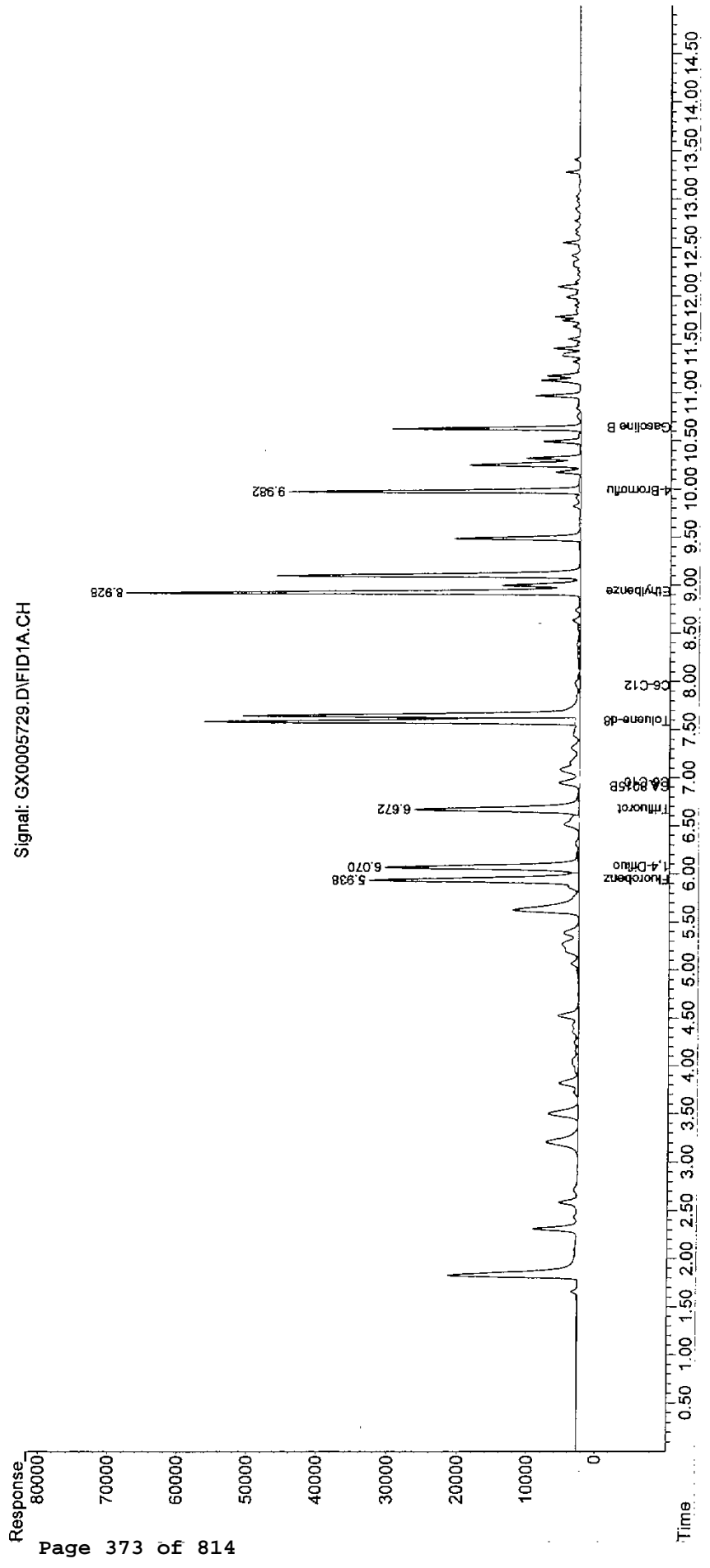
(m)=manual int.

Examination report (not reviewed)

Data Path : E:\2\data\03162007\
Data File : GX0005729.D
Signal(s) : FID1A.CH
Acq On : 16 Mar 2007 6:27 pm
Operator : frz
Sample : gro ical 1000
Misc : 1369-56-16
ALS Vial : 23 Sample Multiplier: 1

Integration File: events.e
Quant Time: Mar 22 12:38:52 2007
Quant Method : E:\2\Methods\GAS_03162007.M
Quant Title : SEA041: GRO by 8015 Modified 03-01-2007
QLast Update : Wed Mar 21 17:24:41 2007
Response via : Initial Calibration
Integrator: ChemStation 6890 Scale Mode: Small noise peaks clipped

Volume Inj. :
Signal Phase :
Signal Info :



Data Path : E:\2\data\03162007\
 Data File : GX0005730.D
 Signal(s) : FID1A.CH
 Acq On : 16 Mar 2007 6:49 pm
 Operator : frz
 Sample : gro ical 5000
 Misc : 1369-56-17
 ALS Vial : 24 Sample Multiplier: 1

Integration File: events.e
 Quant Time: Mar 22 12:39:02 2007
 Quant Method : E:\2\Methods\GAS_03162007.M
 Quant Title : SEA041: GRO by 8015 Modified 03-01-2007
 QLast Update : Wed Mar 21 17:24:41 2007
 Response via : Initial Calibration
 Integrator: ChemStation 6890 Scale Mode: Small noise peaks clipped

Volume Inj. :
 Signal Phase :
 Signal Info :

Compound	R.T.	Response	Conc Units
System Monitoring Compounds			
1) S 1,4-Difluorobenzene (I)	6.074	1155575	119.590 ug/L
Spiked Amount 100.000		Recovery =	119.59%
2) S Fluorobenzene (Surr)	5.942	1809439	180.390 ug/L
Spiked Amount 100.000		Recovery =	180.39%
3) S Trifluorotoluene (Surr)	6.679	1365705	170.189 ug/L
Spiked Amount 100.000 Range 69 - 120		Recovery =	170.19%#
4) S Toluene-d8 (Surr)	7.594	1917571	149.989 ug/L
Spiked Amount 100.000		Recovery =	149.99%
5) S Ethylbenzene-d10 (Surr)	8.930	2185442	152.230 ug/L
Spiked Amount 100.000		Recovery =	152.23%
6) S 4-Bromofluorobenzene ...	9.983	1231446	155.513 ug/L
Spiked Amount 100.000 Range 70 - 120		Recovery =	155.51%#
Target Compounds			
7) H Gasoline By NWTPH-G	10.645	23195467	5072.034 ug/L
8) H C6-C10	6.960	26654839	4875.718 ug/L
9) H C6-C12	7.950	37552480	4896.487 ug/L
10) H CA 8015B	6.900	34558895	5094.890 ug/L

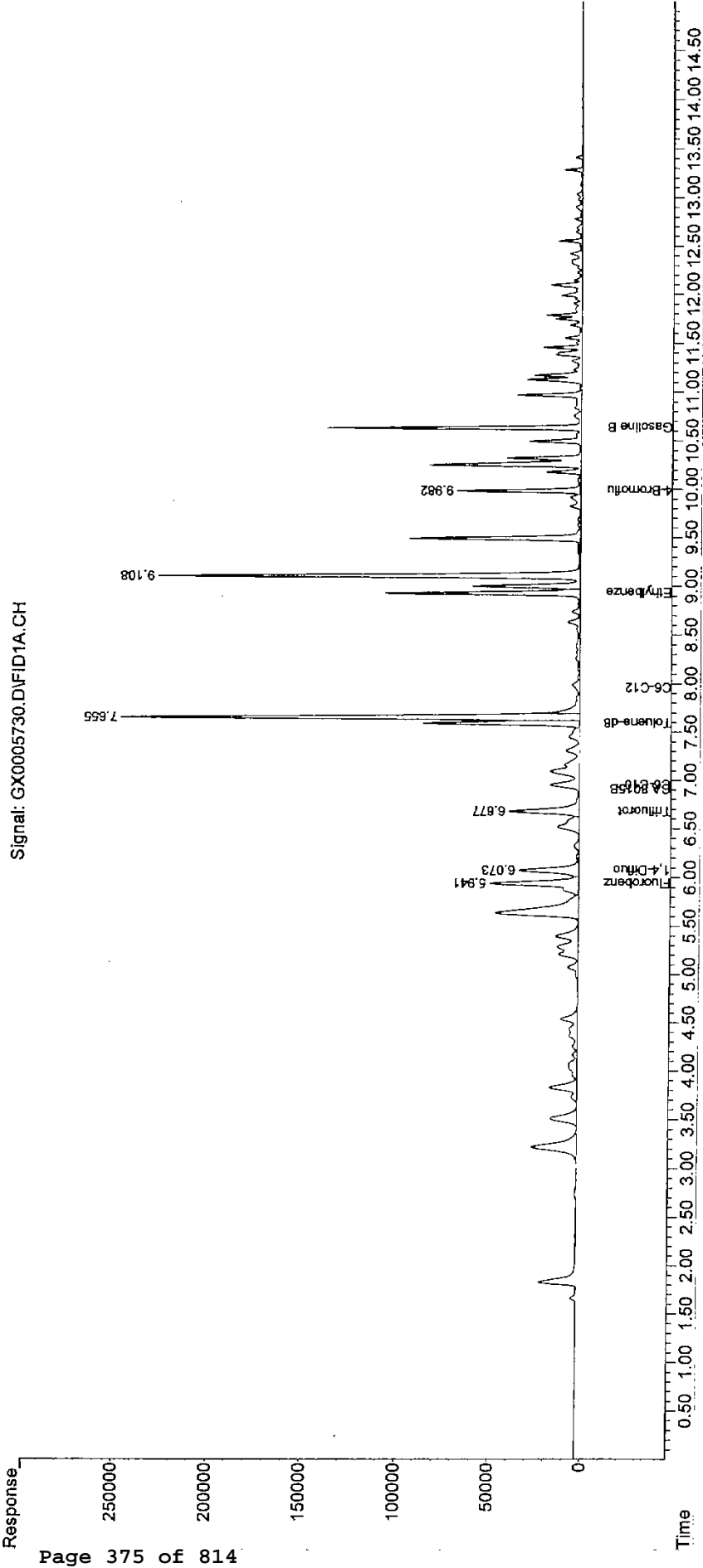
(f)=RT Delta > 1/2 Window

(m)=manual int.

Data Path : E:\2\data\03162007\
Data File : GX0005730.D
Signal(s) : FID1A.CH
Acq On : 16 Mar 2007 6:49 pm
Operator : frz
Sample : gro ical 5000
Misc : 1369-56-17
ALS Vial : 24 Sample Multiplier: 1

Integration File: events.e
Quant Time: Mar 22 12:39:02 2007
Quant Method : E:\2\Methods\GAS_03162007.M
Quant Title : SEA041: GRO by 8015 Modified 03-01-2007
QLast Update : Wed Mar 21 17:24:41 2007
Response via : Initial Calibration
Integrator: ChemStation 6890 Scale Mode: Small noise peaks clipped

Volume Inj. :
Signal Phase :
Signal Info :



Data Path : E:\2\data\03162007\
 Data File : GX0005731.D
 Signal(s) : FID1A.CH
 Acq On : 16 Mar 2007 7:11 pm
 Operator : frz
 Sample : gro ical 10000
 Misc : 1369-56-18
 ALS Vial : 25 Sample Multiplier: 1

Integration File: events.e
 Quant Time: Mar 22 12:39:12 2007
 Quant Method : E:\2\Methods\GAS_03162007.M
 Quant Title : SEA041: GRO by 8015 Modified 03-01-2007
 QLast Update : Wed Mar 21 17:24:41 2007
 Response via : Initial Calibration
 Integrator: ChemStation 6890 Scale Mode: Small noise peaks clipped

Volume Inj. :
 Signal Phase :
 Signal Info :

Compound	R.T.	Response	Conc Units

System Monitoring Compounds			
1) S 1,4-Difluorobenzene (I)	6.072	1383295	143.156 ug/L
Spiked Amount 100.000		Recovery =	143.16%
2) S Fluorobenzene (Surr)	5.940	2062217	205.591 ug/L
Spiked Amount 100.000		Recovery =	205.59%
3) S Trifluorotoluene (Surr)	6.676	1874698	233.618 ug/L
Spiked Amount 100.000 Range 69 - 120		Recovery =	233.62%#
4) S Toluene-d8 (Surr)	7.592	2467700	193.019 ug/L
Spiked Amount 100.000		Recovery =	193.02%
5) S Ethylbenzene-d10 (Surr)	8.929	2913682	202.956 ug/L
Spiked Amount 100.000		Recovery =	202.96%
6) S 4-Bromofluorobenzene ...	9.983	1713450	216.383 ug/L
Spiked Amount 100.000 Range 70 - 120		Recovery =	216.38%#
Target Compounds			
7) H Gasoline By NWTPH-G	10.645	46236834	10132.744 ug/L
8) H C6-C10	6.960	48962129	8964.195 ug/L
9) H C6-C12	7.950	70630741	9216.118 ug/L
10) H CA 8015B	6.900	62930827	9292.160 ug/L

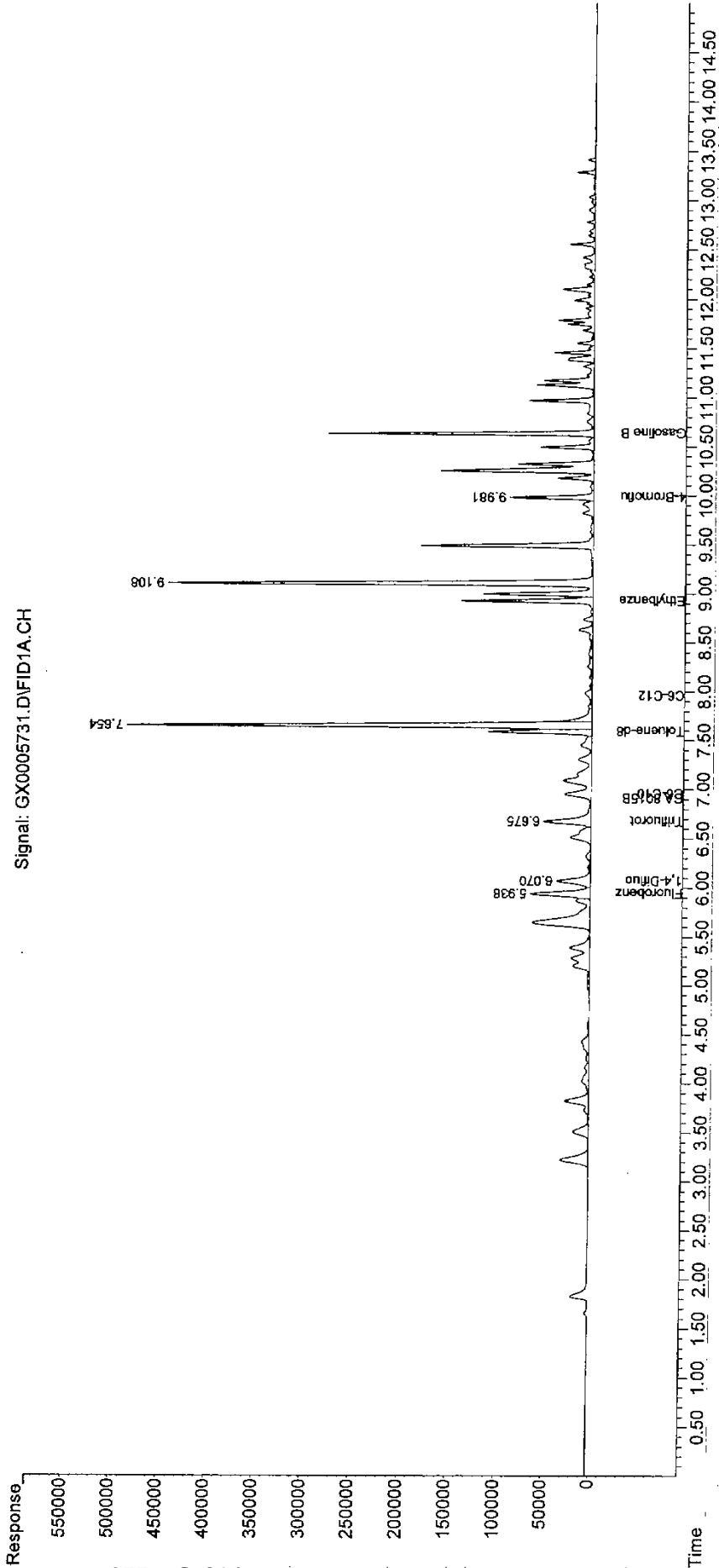
(f)=RT Delta > 1/2 Window

(m)=manual int.

Data Path : E:\2\data\03162007\
Data File : GX0005731.D
Signal(s) : FID1A.CH
Acq On : 16 Mar 2007 7:11 pm
Operator : frz
Sample : gro ical 10000
Misc : 1369-56-18
ALS Vial : 25 Sample Multiplier: 1

Integration File: events.e
Quant Time: Mar 22 12:39:12 2007
Quant Method : E:\2\Methods\GAS_03162007.M
Quant Title : SEA041: GRO by 8015 Modified 03-01-2007
QLast Update : Wed Mar 21 17:24:41 2007
Response via : Initial Calibration
Integrator: ChemStation 6890 Scale Mode: Small noise peaks clipped

Volume Inj. :
Signal Phase :
Signal Info :



Data Path : E:\2\data\03162007\
 Data File : GX0005732.D
 Signal(s) : FID1A.CH
 Acq On : 16 Mar 2007 7:34 pm
 Operator : frz
 Sample : gro ical 15000
 Misc : 1369-56-19
 ALS Vial : 26 Sample Multiplier: 1

Integration File: events.e
 Quant Time: Mar 22 12:39:23 2007
 Quant Method : E:\2\Methods\GAS_03162007.M
 Quant Title : SEA041: GRO by 8015 Modified 03-01-2007
 QLast Update : Wed Mar 21 17:24:41 2007
 Response via : Initial Calibration
 Integrator: ChemStation 6890 Scale Mode: Small noise peaks clipped

Volume Inj. :
 Signal Phase :
 Signal Info :

Compound	R.T.	Response	Conc Units
System Monitoring Compounds			
1) S 1,4-Difluorobenzene (I)	6.075	1790801	185.329 ug/L
Spiked Amount 100.000		Recovery =	185.33%
2) S Fluorobenzene (Surr)	5.873f	1278544	127.463 ug/L
Spiked Amount 100.000		Recovery =	127.46%
3) S Trifluorotoluene (Surr)	6.724f	291435	36.318 ug/L
Spiked Amount 100.000 Range 69 - 120		Recovery =	36.32%#
4) S Toluene-d8 (Surr)	7.659f	18584488	1453.643 ug/L
Spiked Amount 100.000		Recovery =	1453.64%
5) S Ethylbenzene-d10 (Surr)	8.925	320958	22.357 ug/L
Spiked Amount 100.000		Recovery =	22.36%
6) S 4-Bromofluorobenzene ...	9.994	363008	45.843 ug/L
Spiked Amount 100.000 Range 70 - 120		Recovery =	45.84%#
Target Compounds			
7) H Gasoline By NWTPH-G	10.645	72427994	15885.261 ug/L
8) H C6-C10	6.960	60822617	11137.983 ug/L
9) H C6-C12	7.950	94000134	12267.885 ug/L
10) H CA 8015B	6.900	80450124	11883.920 ug/L

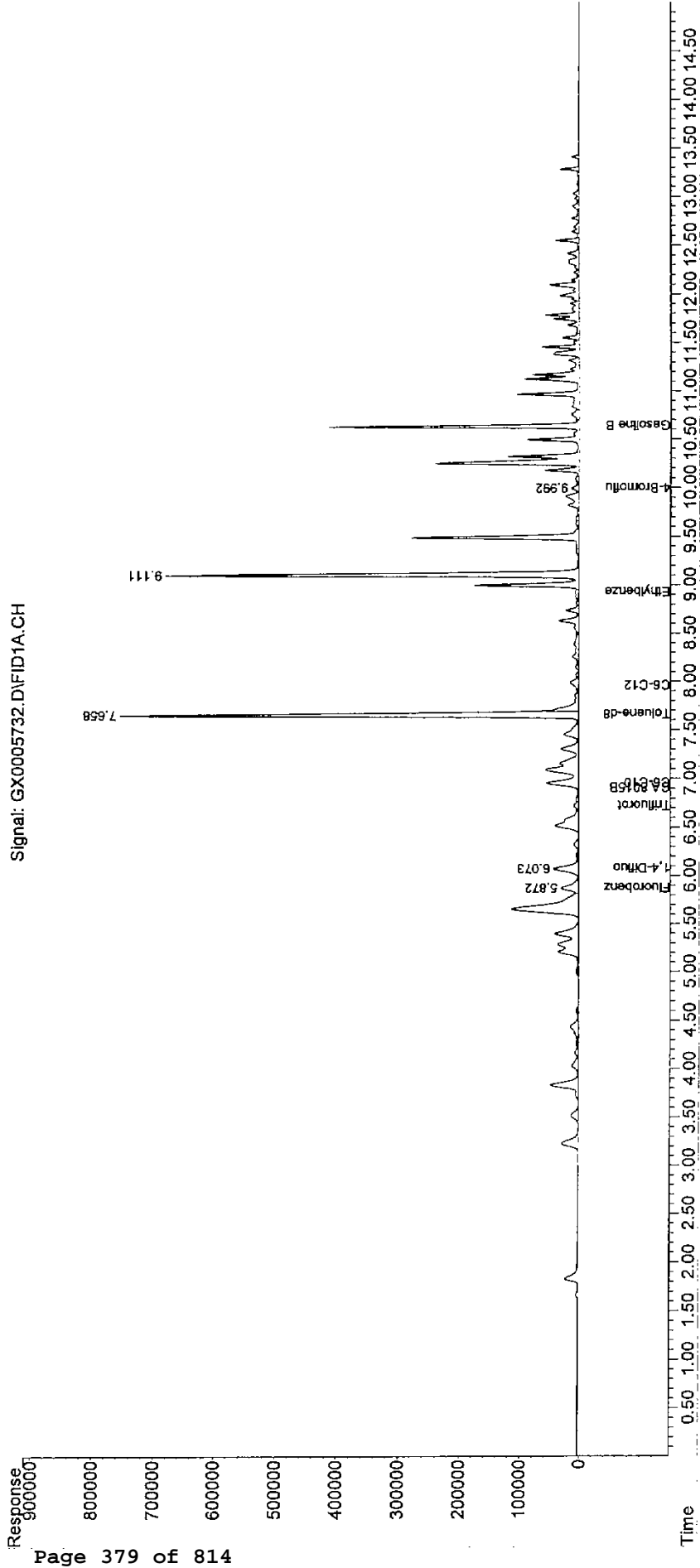
(f)=RT Delta > 1/2 Window

(m)=manual int.

Data Path : E:\2\data\03162007\
Data File : GX0005732.D
Signal(s) : FID1A.CH
Acq On : 16 Mar 2007 7:34 pm
Operator : frz
Sample : gro ical 15000
Misc : 1369-56-19
ALS Vial : 26 Sample Multiplier: 1

Integration File: events.e
Quant Time: Mar 22 12:39:23 2007
Quant Method : E:\2\Methods\GAS_03162007.M
Quant Title : SEA041: GRO by 8015 Modified 03-01-2007
Quant Update : Wed Mar 21 17:24:41 2007
Response via : Initial Calibration
Integrator: ChemStation 6890 Scale Mode: Small noise peaks clipped

Volume Inj. :
Signal Phase :
Signal Info :



Data Path : E:\2\data\03162007\
 Data File : GX0005733.D
 Signal(s) : FID1A.CH
 Acq On : 16 Mar 2007 7:56 pm
 Operator : frz
 Sample : gro ical 25000
 Misc : 1369-56-20
 ALS Vial : 27 Sample Multiplier: 1

Integration File: events.e
 Quant Time: Mar 22 12:39:34 2007
 Quant Method : E:\2\Methods\GAS_03162007.M
 Quant Title : SEA041: GRO by 8015 Modified 03-01-2007
 QLast Update : Wed Mar 21 17:24:41 2007
 Response via : Initial Calibration
 Integrator: ChemStation 6890 Scale Mode: Small noise peaks clipped

Volume Inj. :
 Signal Phase :
 Signal Info :

Compound	R.T.	Response	Conc Units
System Monitoring Compounds			
1) S 1,4-Difluorobenzene (I)	6.074	2437700	252.276 ug/L
Spiked Amount 100.000		Recovery =	252.28%
2) S Fluorobenzene (Surr)	5.877f	2301518	229.448 ug/L
Spiked Amount 100.000		Recovery =	229.45%
3) S Trifluorotoluene (Surr)	6.726f	501425	62.486 ug/L
Spiked Amount 100.000 Range 69 - 120		Recovery =	62.49%#
5) S Ethylbenzene-d10 (Surr)	8.927	559891	39.000 ug/L
Spiked Amount 100.000		Recovery =	39.00%
6) S 4-Bromofluorobenzene ...	9.995	614306	77.578 ug/L
Spiked Amount 100.000 Range 70 - 120		Recovery =	77.58%
Target Compounds			
7) H Gasoline By NWTPH-G	10.645	123337883	27066.896 ug/L
8) H C6-C10	6.960	135004791	24734.081 ug/L
9) H C6-C12	7.950	190523540	24872.703 ug/L
10) H CA 8015B	6.900	165134741	24411.945 ug/L

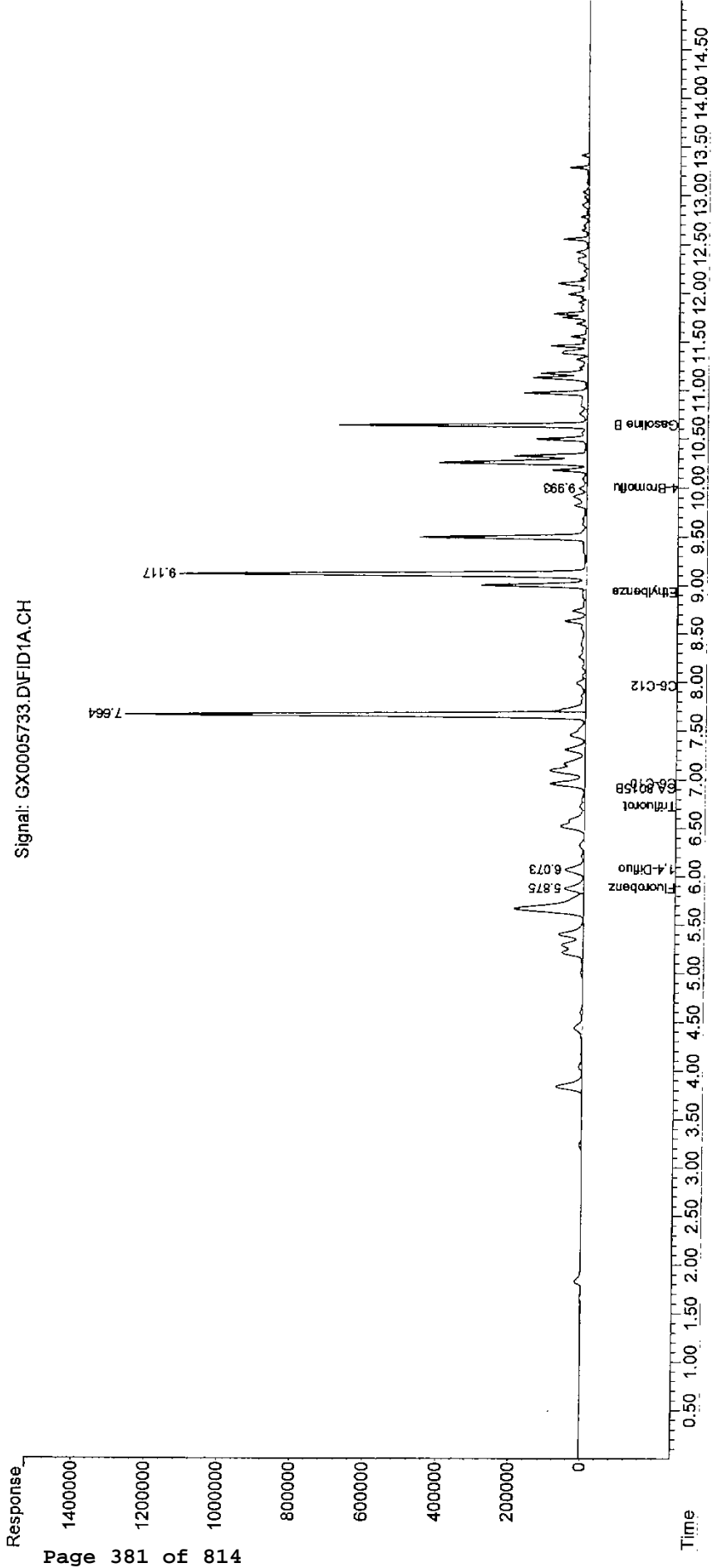
(f)=RT Delta > 1/2 Window

(m)=manual int.

Data Path : E:\2\data\03162007\
 Data File : GX0005733.D
 Signal(s) : FID1A.CH
 Acq On : 16 Mar 2007 7:56 pm
 Operator : frz
 Sample : gro ical 25000
 Misc : 1369-56-20
 ALS Vial : 27 Sample Multiplier: 1

Integration File: events.e
 Quant Time: Mar 22 12:39:34 2007
 Quant Method : E:\2\Methods\GAS_03162007.M
 Quant Title : SEA041: GRO by 8015 Modified 03-01-2007
 QLast Update : Wed Mar 21 17:24:41 2007
 Response via : Initial Calibration
 Integrator: ChemStation 6890 Scale Mode: Small noise peaks clipped

Volume Inj. :
 Signal Phase :
 Signal Info :



Data Path : E:\2\data\03162007\
 Data File : GX0005735.D
 Signal(s) : FID1A.CH
 Acq On : 16 Mar 2007 8:41 pm
 Operator : frz
 Sample : gro icv 1100
 Misc : 1369-56-21
 ALS Vial : 29 Sample Multiplier: 1

Integration File: events.e
 Quant Time: Mar 22 12:39:44 2007
 Quant Method : E:\2\Methods\GAS_03162007.M
 Quant Title : SEA041: GRO by 8015 Modified 03-01-2007
 QLast Update : Wed Mar 21 17:24:41 2007
 Response via : Initial Calibration
 Integrator: ChemStation 6890 Scale Mode: Small noise peaks clipped

Volume Inj. :
 Signal Phase :
 Signal Info :

Compound	R.T.	Response	Conc Units

System Monitoring Compounds			
1) S 1,4-Difluorobenzene (I)	6.072	897535	92.885 ug/L
Spiked Amount 100.000		Recovery =	92.89%
2) S Fluorobenzene (Surr)	5.940	1008039	100.496 ug/L
Spiked Amount 100.000		Recovery =	100.50%
3) S Trifluorotoluene (Surr)	6.675	791962	98.691 ug/L
Spiked Amount 100.000 Range 69 - 120		Recovery =	98.69%
4) S Toluene-d8 (Surr)	7.590	1261604	98.680 ug/L
Spiked Amount 100.000		Recovery =	98.68%
5) S Ethylbenzene-d10 (Surr)	8.929	1403196	97.741 ug/L
Spiked Amount 100.000		Recovery =	97.74%
6) S 4-Bromofluorobenzene ...	9.983	781486	98.690 ug/L
Spiked Amount 100.000 Range 70 - 120		Recovery =	98.69%
Target Compounds			
7) H Gasoline By NWTPH-G	10.645	5860965	1264.756 ug/L
8) H C6-C10	6.960	6724636	1222.914 ug/L
9) H C6-C12	7.950	9517426	1235.440 ug/L
10) H CA 8015B	6.900	8796228	1283.627 ug/L

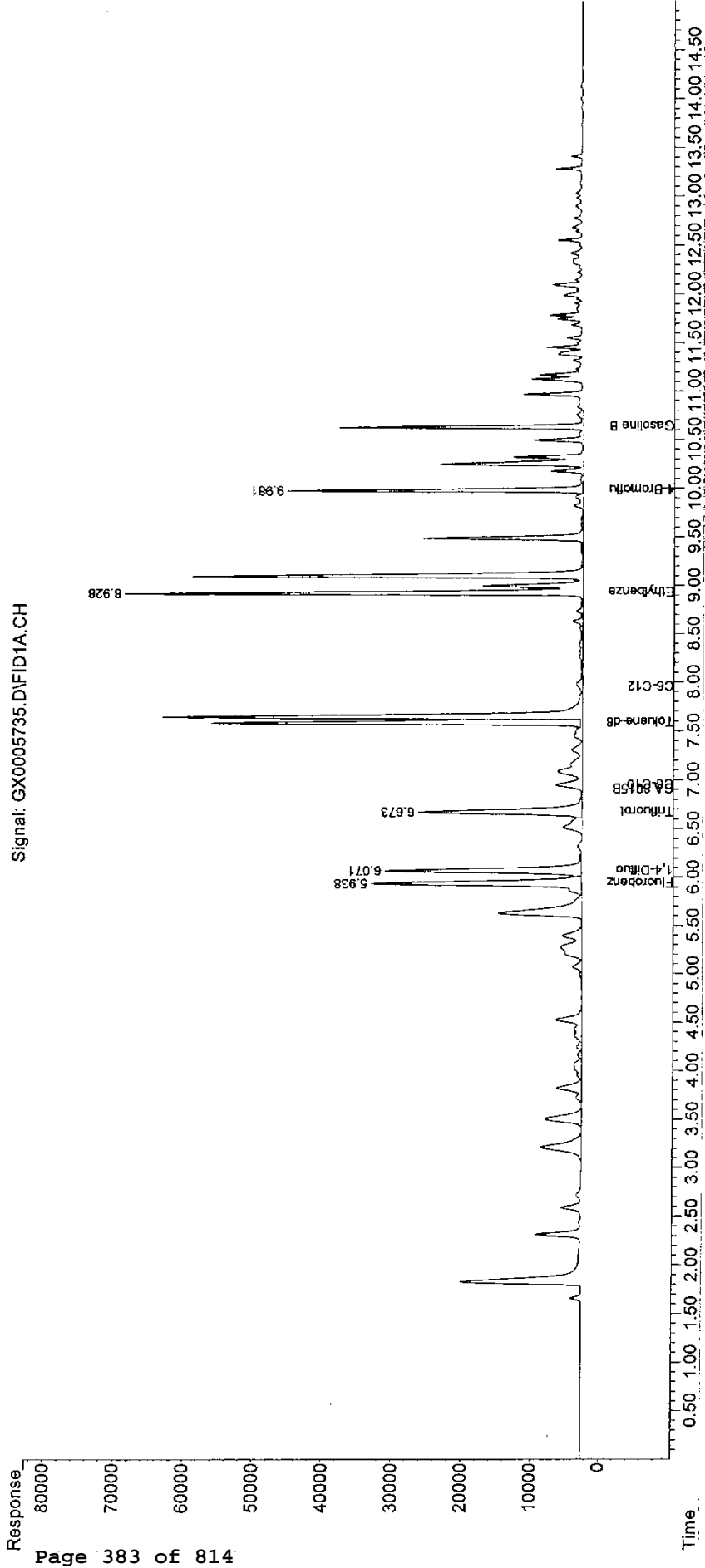
(f)=RT Delta > 1/2 Window

(m)=manual int.

Data Path : E:\2\data\03162007\
Data File : GX0005735.D
Signal(s) : FID1A.CH
Acq On : 16 Mar 2007 8:41 pm
Operator : frz
Sample : gro icv 1100
Misc : 1369-56-21
ALS Vial : 29 Sample Multiplier: 1

Integration File: events.e
Quant Time: Mar 22 12:39:44 2007
Quant Method : E:\2\Methods\GAS_03162007.M
Quant Title : SEA041: GRO by 8015 Modified 03-01-2007
Quant Update : Wed Mar 21 17:24:41 2007
Response via : Initial Calibration
Integrator: ChemStation 6890 Scale Mode: Small noise peaks clipped

Volume Inj. :
Signal Phase :
Signal Info :



Data Path : E:\2\data\03162007\
 Data File : GX0005735.D
 Signal(s) : FID1A.CH
 Acq On : 16 Mar 2007 8:41 pm
 Operator : frz
 Sample : gro icv 1100
 Misc : 1369-56-21
 ALS Vial : 29 Sample Multiplier: 1

Integration File: events.e
 Quant Time: Mar 22 12:39:44 2007
 Quant Method : E:\2\Methods\GAS_03162007.M
 Quant Title : SEA041: GRO by 8015 Modified 03-01-2007
 QLast Update : Wed Mar 21 17:24:41 2007
 Response via : Initial Calibration
 Integrator: ChemStation 6890 Scale Mode: Small noise peaks clipped

Volume Inj. :
 Signal Phase :
 Signal Info :

Min. RRF : 0.000 Min. Rel. Area : 50% Max. R.T. Dev 0.50min
 Max. RRF Dev : 15% Max. Rel. Area : 150%

Compound	Amount	Calc.	%Dev	Area%	Dev(Min)
1 S 1,4-Difluorobenzene (I)	100.000	92.885	7.1	0	0.00
2 S Fluorobenzene (Surr)	100.000	100.496	-0.5	0	0.00
3 S Trifluorotoluene (Surr)	100.000	98.691	1.3	0	0.00
4 S Toluene-d8 (Surr)	100.000	98.680	1.3	0	0.00
5 S Ethylbenzene-d10 (Surr)	100.000	97.741	2.3	0	0.00
6 S 4-Bromofluorobenzene (Surr)	100.000	98.690	1.3	0	0.00
7 H Gasoline By NWTPH-G	1100.000	1264.756	-15.0	0	0.00
8 H C6-C10	1100.000	1222.914	-11.2	0	0.00
9 H C6-C12	1100.000	1235.440	-12.3	0	0.00
10 H CA 8015B	1100.000	1283.627	-16.7#	0	0.00

Evaluate Continuing Calibration Report - Not Found

(#) = Out of Range

SPCC's out = 0 CCC's out = 0

CONTINUING CALIBRATION

Sequence Log

Directory : q:\2\data\03272007

#	Filename	Sample Name	Date/Time
1	gx0005928.d	rinse/tune	03/27/07 11:23
2	gx0005929.d	rt std	03/27/07 11:45
3	gx0005930.d	1100 gro ccal	03/27/07 12:08
4	gx0005931.d	25 ug/L Aromatics	03/27/07 12:30
5	gx0005932.d	LCS 580-17017/2-AA	03/27/07 12:53
6	gx0005933.d	LCSD 580-17017/3-AA	03/27/07 13:15
7	gx0005934.d	LCS 580-17017/4-AA	03/27/07 13:38
8	gx0005935.d	LCSD 580-17017/5-AA	03/27/07 14:00
9	gx0005936.d	IB	03/27/07 14:22
10	gx0005937.d	MB 580-17017/1-AA	03/27/07 14:45
11	gx0005938.d	580-5385-D-1-A	03/27/07 15:07
12	gx0005939.d	580-5385-D-2-A	03/27/07 15:30
13	gx0005940.d	580-5385-D-3-A	03/27/07 15:52
14	gx0005941.d	580-5385-D-4-A	03/27/07 16:14
15	gx0005942.d	580-5385-D-5-A	03/27/07 16:37
16	gx0005943.d	580-5385-D-6-A	03/27/07 16:59
17	gx0005944.d	580-5385-D-7-A	03/27/07 17:22
18	gx0005945.d	580-5385-D-8-A	03/27/07 17:44
19	gx0005946.d	580-5385-D-9-A	03/27/07 18:06
20	gx0005947.d	580-5385-D-10-A	03/27/07 18:29
21	gx0005948.d	rinse/tune	03/27/07 18:51
22	gx0005949.d	1100 gro ccal	03/27/07 19:14
23	gx0005950.d	rinse/tune	03/27/07 19:36
24	gx0005951.d	580-5372-E-1-A	03/27/07 19:58
25	gx0005952.d	580-5372-D-2-A	03/27/07 20:21
26	gx0005953.d	580-5372-D-3-A	03/27/07 20:43
27	gx0005954.d	580-5372-D-4-A	03/27/07 21:06
28	gx0005955.d	580-5320-A-1-A	03/27/07 21:28
29	gx0005956.d	580-5320-A-7-A	03/27/07 21:50
30	gx0005957.d	580-5395-A-2-I	03/27/07 22:13
31	gx0005958.d	580-5395-A-2-J DU	03/27/07 22:35
32	gx0005959.d	580-5395-A-2-L MS	03/27/07 22:58
33	gx0005960.d	580-5395-A-2-M MS	03/27/07 23:20
34	gx0005961.d	rinse/tune	03/27/07 23:42
35	gx0005962.d	rt std	03/28/07 00:05
36	gx0005963.d	1100 gro ccal	03/28/07 00:27
37	gx0005964.d	25 ug/L Aromatics	03/28/07 00:49
38	gx0005965.d	lcs	03/28/07 01:12
39	gx0005966.d	lcsd	03/28/07 01:34
40	gx0005967.d	lcs	03/28/07 01:56
41	gx0005968.d	lcsd	03/28/07 02:19
42	gx0005969.d	IB	03/28/07 02:41
43	gx0005970.d	mb	03/28/07 03:03
44	gx0005971.d	580-5380-B-2	03/28/07 03:26
45	gx0005972.d	580-5380-D-3	03/28/07 03:48
46	gx0005973.d	580-5380-C-4	03/28/07 04:10
47	gx0005974.d	580-5380-B-8	03/28/07 04:33
48	gx0005975.d	580-5380-D-9	03/28/07 04:55
49	gx0005976.d	580-5380-C-17	03/28/07 05:17

①
3/30/2007

Sequence Log

Directory : q:\2\data\03272007

#	Filename	Sample Name	Date/Time
50	gx0005977.d	580-5380-B-1 1:5	03/28/07 05:40
51	gx0005978.d	580-5380-C-5	03/28/07 06:02
52	gx0005979.d	580-5380-C-6 1:5	03/28/07 06:25
53	gx0005980.d	580-5380-D-7 1:10	03/28/07 06:47
54	gx0005981.d	rinse/tune	03/28/07 07:10
55	gx0005982.d	1100 gro ccal	03/28/07 07:32
56	gx0005983.d	rinse/tune	03/28/07 07:54
57	gx0005984.d	580-5380-D-10	03/28/07 08:17
58	gx0005985.d	580-5380-B-11 1:5	03/28/07 08:39
59	gx0005986.d	580-5380-B-12	03/28/07 09:02
60	gx0005987.d	580-5380-C-13 1:5	03/28/07 09:24
61	gx0005988.d	580-5380-B-14 1:10	03/28/07 09:46
62	gx0005989.d	580-5380-B-15 1:2	03/28/07 10:09
63	gx0005990.d	580-5380-B-16 1:5	03/28/07 10:31
64	gx0005991.d	580-5338-E-3 1:10	03/28/07 10:54
65	gx0005992.d	580-5338-C-2 1:5	03/28/07 11:16
66	gx0005993.d	580-5338-C-1	03/28/07 11:39
67	gx0005994.d	rinse/tune	03/28/07 12:01
68	gx0005995.d	1100 gro ccal	03/28/07 12:23
69	gx0005996.d	rinse/tune	03/28/07 12:46

①
3/30/2007

Data Path : E:\2\data\03272007\
 Data File : gx0005929.D
 Signal(s) : FID1A.CH
 Acq On : 27 Mar 2007 11:45 am
 Operator : frz
 Sample : rt std
 Misc : 1369-58-01
 ALS Vial : 2 Sample Multiplier: 1

Integration File: events.e
 Quant Time: Mar 29 08:02:10 2007
 Quant Method : E:\2\Methods\GAS_03162007.M
 Quant Title : SEA041: GRO by 8015 Modified 03-01-2007
 QLast Update : Wed Mar 21 17:24:41 2007
 Response via : Initial Calibration
 Integrator: ChemStation 6890 Scale Mode: Small noise peaks clipped

Volume Inj. :
 Signal Phase :
 Signal Info :

Compound	R.T.	Response	Conc Units
System Monitoring Compounds			
1) S 1,4-Difluorobenzene (I)	6.074	836378	86.556 ug/L
Spiked Amount 100.000		Recovery =	86.56%
2) S Fluorobenzene (Surr)	5.941	943376	94.049 ug/L
Spiked Amount 100.000		Recovery =	94.05%
3) S Trifluorotoluene (Surr)	6.679	743861	92.697 ug/L
Spiked Amount 100.000 Range 69 - 120		Recovery =	92.70%
4) S Toluene-d8 (Surr)	7.594	1381412	108.051 ug/L
Spiked Amount 100.000		Recovery =	108.05%
5) S Ethylbenzene-d10 (Surr)	8.929	1471513	102.500 ug/L
Spiked Amount 100.000		Recovery =	102.50%
6) S 4-Bromofluorobenzene ...	9.982	762869	96.339 ug/L
Spiked Amount 100.000 Range 70 - 120		Recovery =	96.34%
Target Compounds			
7) H Gasoline By NWTPH-G	10.645	1750346	361.917 ug/L
8) H C6-C10	6.960	1214366	212.993 ug/L
9) H C6-C12	7.950	1856814	235.054 ug/L
10) H CA 8015B	6.900	1624666	222.684 ug/L

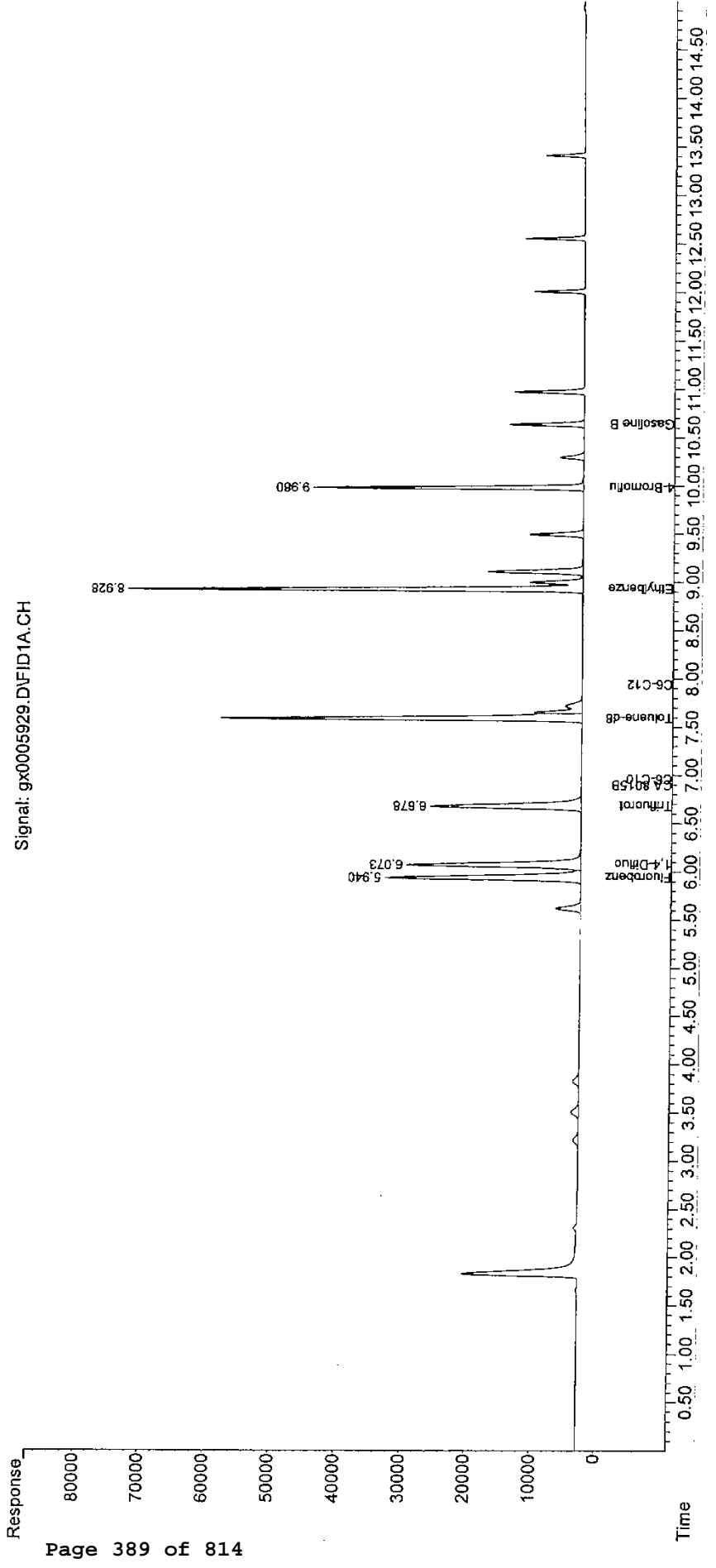
(f)=RT Delta > 1/2 Window

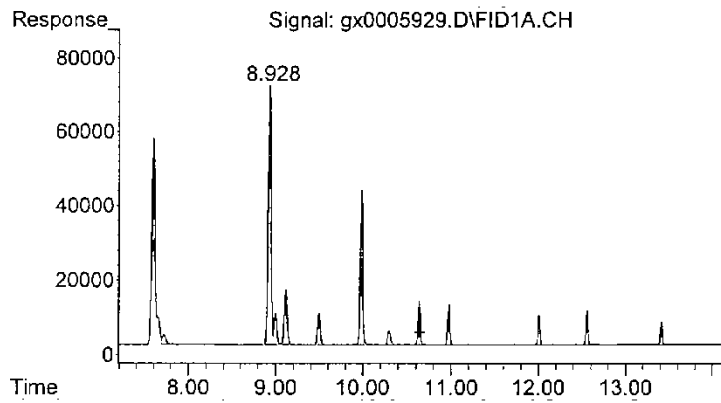
(m)=manual int.

Data Path : E:\2\data\03272007\
Data File : gx0005929.D
Signal(s) : FID1A.CH
Acq On : 27 Mar 2007 11:45 am
Operator : frz
Sample : rt std
Misc : 1369-58-01
ALS Vial : 2 Sample Multiplier: 1

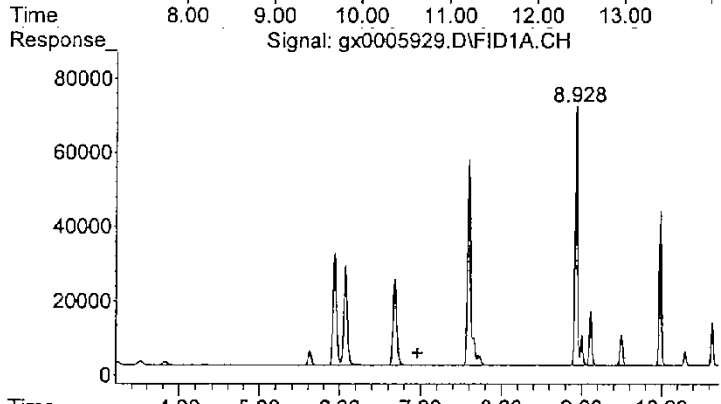
Integration File: events.e
Quant Time: Mar 29 08:02:10 2007
Quant Method : E:\2\Methods\GAS_03162007.M
Quant Title : SEA041: GRO by 8015 Modified 03-01-2007
Quant Update : Wed Mar 21 17:24:41 2007
Response via : Initial Calibration
Integrator: ChemStation 6890 Scale Mode: Small noise peaks clipped

Volume Inj. :
Signal Phase :
Signal Info :

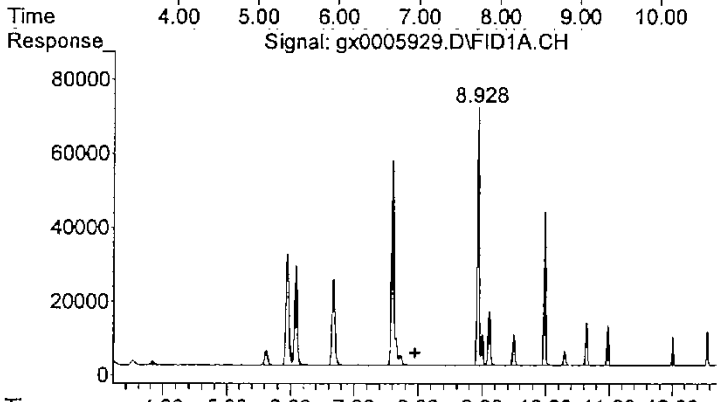




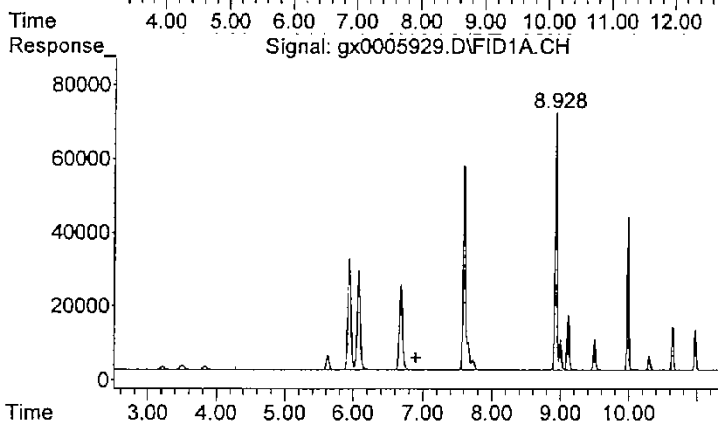
#7 Gasoline By NWTPH-G
 R.T.: 10.645 min
 Delta R.T.: 0.000 min
 Response: 1750346
 Conc: 361.92 ug/L m



#8 C6-C10
 R.T.: 6.960 min
 Delta R.T.: 0.000 min
 Response: 1214366
 Conc: 212.99 ug/L m



#9 C6-C12
 R.T.: 7.950 min
 Delta R.T.: 0.000 min
 Response: 1856814
 Conc: 235.05 ug/L m



#10 CA 8015B
 R.T.: 6.900 min
 Delta R.T.: 0.000 min
 Response: 1624666
 Conc: 222.68 ug/L m

Data Path : E:\2\data\03272007\
 Data File : gx0005930.D
 Signal(s) : FID1A.CH
 Acq On : 27 Mar 2007 12:08 pm
 Operator : frz
 Sample : 1100 gro ccal
 Misc : 1369-58-02
 ALS Vial : 3 Sample Multiplier: 1

Integration File: events.e
 Quant Time: Mar 29 08:02:15 2007
 Quant Method : E:\2\Methods\GAS_03162007.M
 Quant Title : SEA041: GRO by 8015 Modified 03-01-2007
 QLast Update : Wed Mar 21 17:24:41 2007
 Response via : Initial Calibration
 Integrator: ChemStation 6890 Scale Mode: Small noise peaks clipped

Volume Inj. :
 Signal Phase :
 Signal Info :

Compound	R.T.	Response	Conc Units
System Monitoring Compounds			
1) S 1,4-Difluorobenzene (I)	6.073	861986	89.206 ug/L
Spiked Amount 100.000		Recovery =	89.21%
2) S Fluorobenzene (Surr)	5.940	1002069	99.900 ug/L
Spiked Amount 100.000		Recovery =	99.90%
3) S Trifluorotoluene (Surr)	6.679	782072	97.459 ug/L
Spiked Amount 100.000 Range 69 - 120		Recovery =	97.46%
4) S Toluene-d8 (Surr)	7.593	1323461	103.519 ug/L
Spiked Amount 100.000		Recovery =	103.52%
5) S Ethylbenzene-d10 (Surr)	8.928	1480751	103.143 ug/L
Spiked Amount 100.000		Recovery =	103.14%
6) S 4-Bromofluorobenzene ...	9.981	805306	101.698 ug/L
Spiked Amount 100.000 Range 70 - 120		Recovery =	101.70%
Target Compounds			
7) H Gasoline By NWTPH-G	10.645	4942270	1062.978 ug/L
8) H C6-C10	6.960	6089888	1106.577 ug/L
9) H C6-C12	7.950	8466363	1098.183 ug/L
10) H CA 8015B	6.900	7919431	1153.916 ug/L

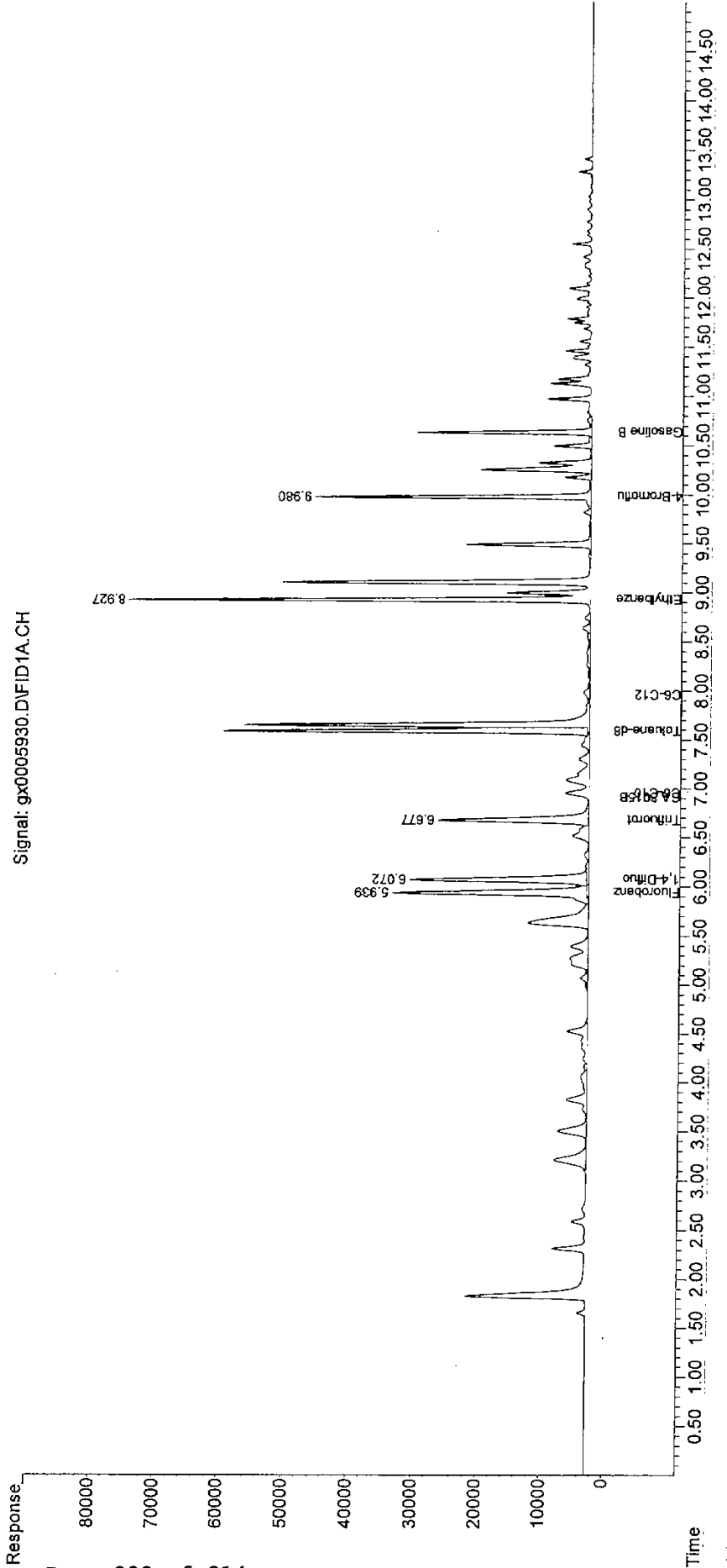
(f)=RT Delta > 1/2 Window

(m)=manual int.

Data Path : E:\2\data\03272007\
Data File : gx0005930.D
Signal(s) : FID1A.CH
Acq On : 27 Mar 2007 12:08 pm
Operator : frz
Sample : 1100 gro ccal
Misc : 1369-58-02
ALS Vial : 3 Sample Multiplier: 1

Integration File: events.e
Quant Time: Mar 29 08:02:15 2007
Quant Method : E:\2\Methods\GAS_03162007.M
Quant Title : SEA041: GRO by 8015 Modified 03-01-2007
Qlast Update : Wed Mar 21 17:24:41 2007
Response via : Initial Calibration
Integrator: ChemStation 6890 Scale Mode: Small noise peaks clipped

Volume Inj. :
Signal Phase :
Signal Info :



Data Path : E:\2\data\03272007\
 Data File : gx0005930.D
 Signal(s) : FID1A.CH
 Acq On : 27 Mar 2007 12:08 pm
 Operator : frz
 Sample : 1100 gro ccal
 Misc : 1369-58-02
 ALS Vial : 3 Sample Multiplier: 1

Integration File: events.e
 Quant Time: Mar 29 08:02:15 2007
 Quant Method : E:\2\Methods\GAS_03162007.M
 Quant Title : SEA041: GRO by 8015 Modified 03-01-2007
 QLast Update : Wed Mar 21 17:24:41 2007
 Response via : Initial Calibration
 Integrator: ChemStation 6890 Scale Mode: Small noise peaks clipped

Volume Inj. :
 Signal Phase :
 Signal Info :

Min. RRF : 0.000 Min. Rel. Area : 50% Max. R.T. Dev 0.50min
 Max. RRF Dev : 15% Max. Rel. Area : 150%

	Compound	Amount	Calc.	%Dev	Area%	Dev(Min)
1 S	1,4-Difluorobenzene (I)	100.000	89.206	10.8	0	0.00
2 S	Fluorobenzene (Surr)	100.000	99.900	0.1	0	0.00
3 S	Trifluorotoluene (Surr)	100.000	97.459	2.5	0	0.01
4 S	Toluene-d8 (Surr)	100.000	103.519	-3.5	0	0.00
5 S	Ethylbenzene-d10 (Surr)	100.000	103.143	-3.1	0	0.00
6 S	4-Bromofluorobenzene (Surr)	100.000	101.698	-1.7	0	0.00
7 H	Gasoline By NWTPH-G	1100.000	1062.978	3.4	0	0.00
8 H	C6-C10	1100.000	1106.577	-0.6	0	0.00
9 H	C6-C12	1100.000	1098.183	0.2	0	0.00
10 H	CA 8015B	1100.000	1153.916	-4.9	0	0.00

Evaluate Continuing Calibration Report - Not Found

(#) = Out of Range

SPCC's out = 0 CCC's out = 0

Data Path : E:\2\data\03272007\
 Data File : gx0005949.D
 Signal(s) : FID1A.CH
 Acq On : 27 Mar 2007 7:14 pm
 Operator : frz
 Sample : 1100 gro ccal
 Misc : 1369-58-02
 ALS Vial : 22 Sample Multiplier: 1

Integration File: events.e
 Quant Time: Mar 29 08:03:50 2007
 Quant Method : E:\2\Methods\GAS_03162007.M
 Quant Title : SEA041: GRO by 8015 Modified 03-01-2007
 QLast Update : Wed Mar 21 17:24:41 2007
 Response via : Initial Calibration
 Integrator: ChemStation 6890 Scale Mode: Small noise peaks clipped

Volume Inj. :
 Signal Phase :
 Signal Info :

Compound	R.T.	Response	Conc Units
System Monitoring Compounds			
1) S 1,4-Difluorobenzene (I)	6.072	862533	89.263 ug/L
Spiked Amount 100.000		Recovery =	89.26%
2) S Fluorobenzene (Surr)	5.939	983473	98.046 ug/L
Spiked Amount 100.000		Recovery =	98.05%
3) S Trifluorotoluene (Surr)	6.676	792182	98.719 ug/L
Spiked Amount 100.000 Range 69 - 120		Recovery =	98.72%
4) S Toluene-d8 (Surr)	7.591	1264482	98.905 ug/L
Spiked Amount 100.000		Recovery =	98.91%
5) S Ethylbenzene-d10 (Surr)	8.928	1432087	99.754 ug/L
Spiked Amount 100.000		Recovery =	99.75%
6) S 4-Bromofluorobenzene ...	9.982	783032	98.885 ug/L
Spiked Amount 100.000 Range 70 - 120		Recovery =	98.89%
Target Compounds			
7) H Gasoline By NWTPH-G	10.645	5015968	1079.165 ug/L
8) H C6-C10	6.960	6174721	1122.126 ug/L
9) H C6-C12	7.950	8626263	1119.065 ug/L
10) H CA 8015B	6.900	8061112	1174.876 ug/L

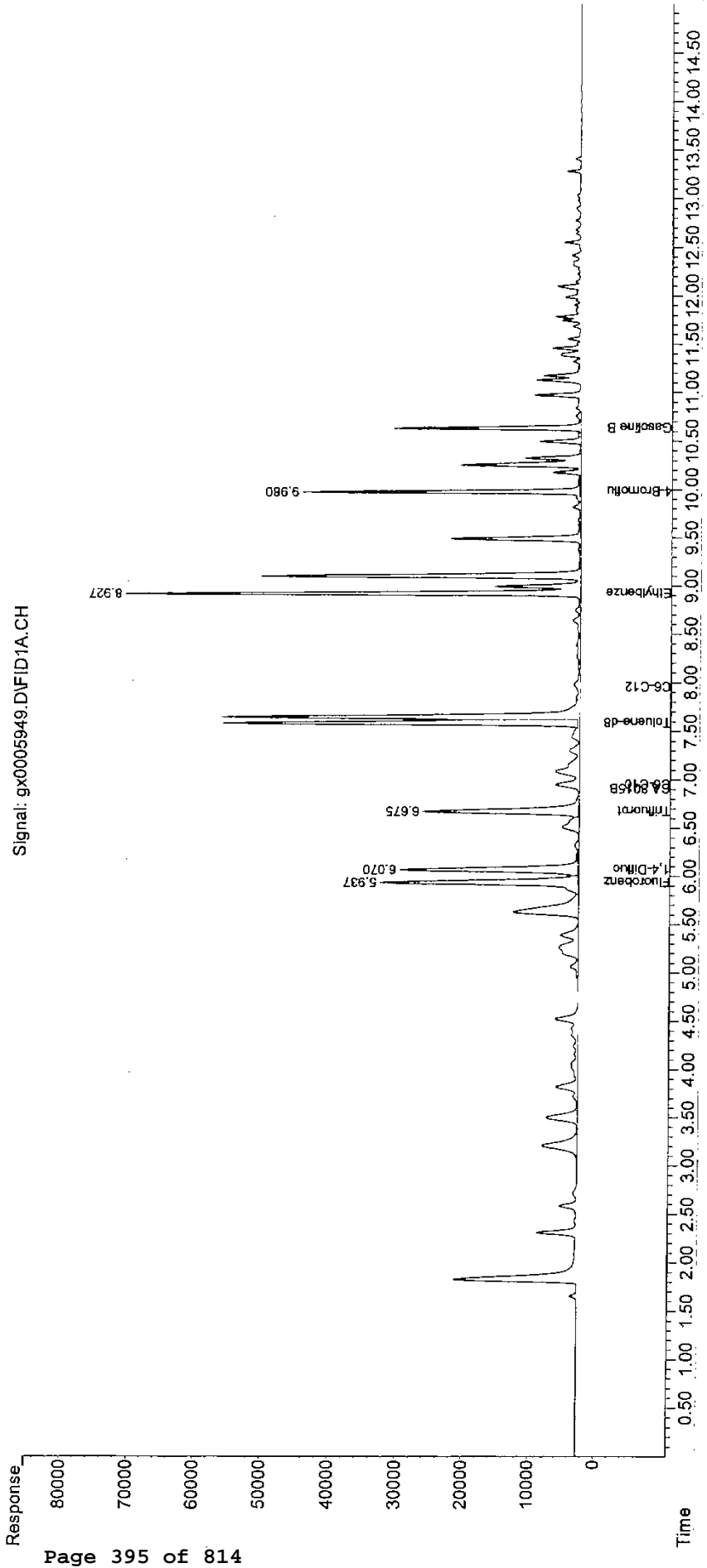
(f)=RT Delta > 1/2 Window

(m)=manual int.

Data Path : E:\2\data\03272007\
Data File : gx0005949.D
Signal(s) : FID1A.CH
Acq On : 27 Mar 2007 7:14 pm
Operator : frz
Sample : 1100 gro ccal
Misc : 1369-58-02
ALS Vial : 22 Sample Multiplier: 1

Integration File: events.e
Quant Time: Mar 29 08:03:50 2007
Quant Method : E:\2\Methods\GAS_03162007.M
Quant Title : SEA041: GRO by 8015 Modified 03-01-2007
Qlast Update : Wed Mar 21 17:24:41 2007
Response via : Initial Calibration
Integrator: ChemStation 6890 Scale Mode: Small noise peaks clipped

Volume Inj. :
Signal Phase :
Signal Info :



Data Path : E:\2\data\03272007\
 Data File : gx0005949.D
 Signal(s) : FID1A.CH
 Acq On : 27 Mar 2007 7:14 pm
 Operator : frz
 Sample : 1100 gro ccal
 Misc : 1369-58-02
 ALS Vial : 22 Sample Multiplier: 1

Integration File: events.e
 Quant Time: Mar 29 08:03:50 2007
 Quant Method : E:\2\Methods\GAS_03162007.M
 Quant Title : SEA041: GRO by 8015 Modified 03-01-2007
 QLast Update : Wed Mar 21 17:24:41 2007
 Response via : Initial Calibration
 Integrator: ChemStation 6890 Scale Mode: Small noise peaks clipped

Volume Inj. :
 Signal Phase :
 Signal Info :

Min. RRF : 0.000 Min. Rel. Area : 50% Max. R.T. Dev 0.50min
 Max. RRF Dev : 15% Max. Rel. Area : 150%

	Compound	Amount	Calc.	%Dev	Area%	Dev (Min)
1 S	1,4-Difluorobenzene (I)	100.000	89.263	10.7	0	0.00
2 S	Fluorobenzene (Surr)	100.000	98.046	2.0	0	0.00
3 S	Trifluorotoluene (Surr)	100.000	98.719	1.3	0	0.00
4 S	Toluene-d8 (Surr)	100.000	98.905	1.1	0	0.00
5 S	Ethylbenzene-d10 (Surr)	100.000	99.754	0.2	0	0.00
6 S	4-Bromofluorobenzene (Surr)	100.000	98.885	1.1	0	0.00
7 H	Gasoline By NWTPH-G	1100.000	1079.165	1.9	0	0.00
8 H	C6-C10	1100.000	1122.126	-2.0	0	0.00
9 H	C6-C12	1100.000	1119.065	-1.7	0	0.00
10 H	CA 8015B	1100.000	1174.876	-6.8	0	0.00

Evaluate Continuing Calibration Report - Not Found

(#) = Out of Range SPCC's out = 0 CCC's out = 0

Data Path : E:\2\data\03272007\
 Data File : gx0005963.D
 Signal(s) : FID1A.CH
 Acq On : 28 Mar 2007 12:27 am
 Operator : frz
 Sample : 1100 gro ccal
 Misc : 1369-58-02
 ALS Vial : 36 Sample Multiplier: 1

Integration File: events.e
 Quant Time: Mar 29 08:05:00 2007
 Quant Method : E:\2\Methods\GAS_03162007.M
 Quant Title : SEA041: GRO by 8015 Modified 03-01-2007
 QLast Update : Wed Mar 21 17:24:41 2007
 Response via : Initial Calibration
 Integrator: ChemStation 6890 Scale Mode: Small noise peaks clipped

Volume Inj. :
 Signal Phase :
 Signal Info :

Compound	R.T.	Response	Conc Units

System Monitoring Compounds			
1) S 1,4-Difluorobenzene (I)	6.074	883076	91.389 ug/L
Spiked Amount 100.000		Recovery =	91.39%
2) S Fluorobenzene (Surr)	5.942	995328	99.228 ug/L
Spiked Amount 100.000		Recovery =	99.23%
3) S Trifluorotoluene (Surr)	6.680	779641	97.156 ug/L
Spiked Amount 100.000 Range 69 - 120		Recovery =	97.16%
4) S Toluene-d8 (Surr)	7.593	1282410	100.308 ug/L
Spiked Amount 100.000		Recovery =	100.31%
5) S Ethylbenzene-d10 (Surr)	8.929	1448974	100.930 ug/L
Spiked Amount 100.000		Recovery =	100.93%
6) S 4-Bromofluorobenzene ...	9.981	783377	98.929 ug/L
Spiked Amount 100.000 Range 70 - 120		Recovery =	98.93%
Target Compounds			
7) H Gasoline By NWTPH-G	10.645	4926956	1059.615 ug/L
8) H C6-C10	6.960	5923642	1076.108 ug/L
9) H C6-C12	7.950	8295290	1075.843 ug/L
10) H CA 8015B	6.900	7747696	1128.510 ug/L

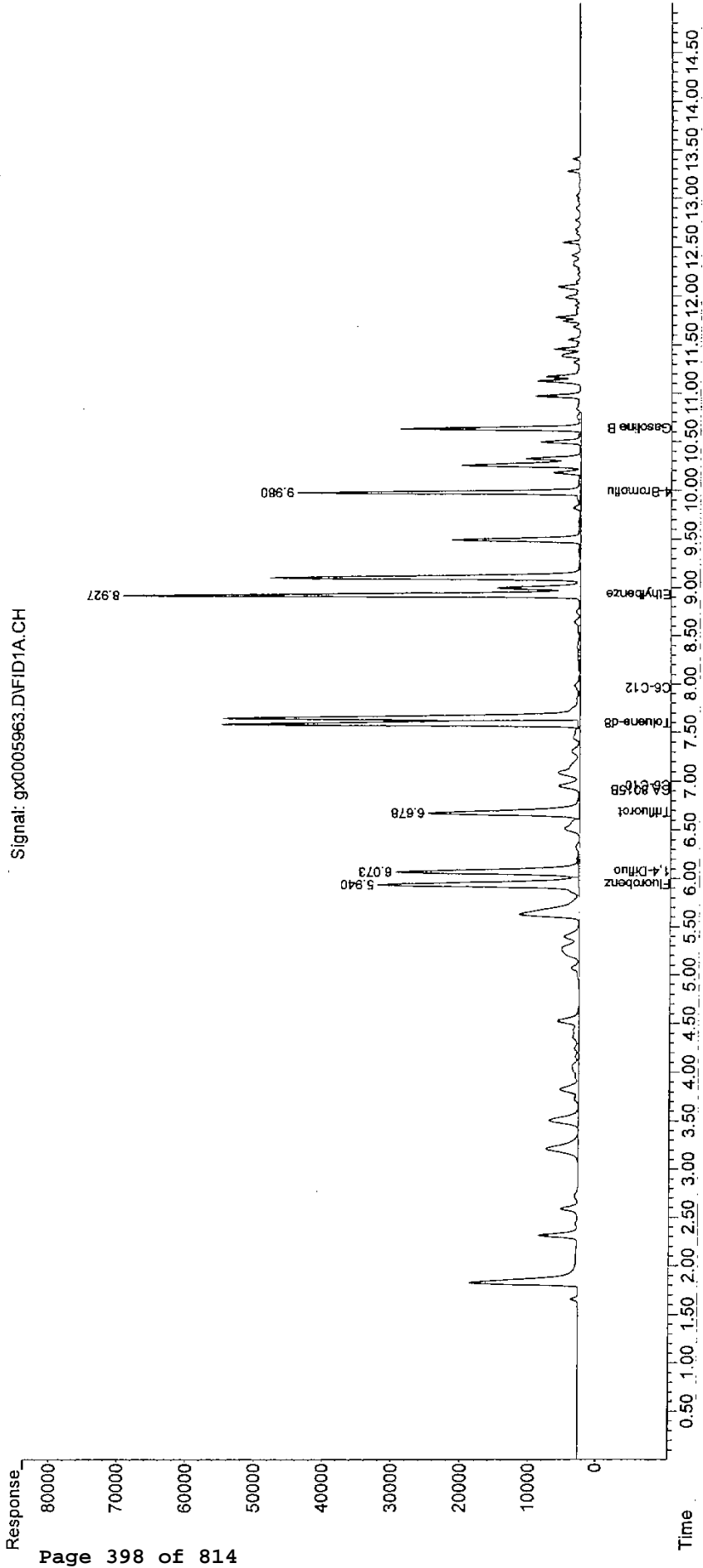
(f)=RT Delta > 1/2 Window

(m)=manual int.

Data Path : E:\2\data\03272007\
Data File : gx0005963.D
Signal(s) : FID1A.CH
Acq On : 28 Mar 2007 12:27 am
Operator : frz
Sample : 1100 gro ccal
Misc : 1369-58-02
ALS Vial : 36 Sample Multiplier: 1

Integration File: events.e
Quant Time: Mar 29 08:05:00 2007
Quant Method : E:\2\Methods\GAS_03162007.M
Quant Title : SEA041: GRO by 8015 Modified 03-01-2007
QLast Update : Wed Mar 21 17:24:41 2007
Response via : Initial Calibration
Integrator: ChemStation 6890 Scale Mode: Small noise peaks clipped

Volume Inj. :
Signal Phase :
Signal Info :



Data Path : E:\2\data\03272007\
 Data File : gx0005963.D
 Signal(s) : FID1A.CH
 Acq On : 28 Mar 2007 12:27 am
 Operator : frz
 Sample : 1100 gro ccal
 Misc : 1369-58-02
 ALS Vial : 36 Sample Multiplier: 1

Integration File: events.e
 Quant Time: Mar 29 08:05:00 2007
 Quant Method : E:\2\Methods\GAS_03162007.M
 Quant Title : SEA041: GRO by 8015 Modified 03-01-2007
 QLast Update : Wed Mar 21 17:24:41 2007
 Response via : Initial Calibration
 Integrator: ChemStation 6890 Scale Mode: Small noise peaks clipped

Volume Inj. :
 Signal Phase :
 Signal Info :

Min. RRF : 0.000 Min. Rel. Area : 50% Max. R.T. Dev 0.50min
 Max. RRF Dev : 15% Max. Rel. Area : 150%

	Compound	Amount	Calc.	%Dev	Area%	Dev(Min)
1 S	1,4-Difluorobenzene (I)	100.000	91.389	8.6	0	0.00
2 S	Fluorobenzene (Surr)	100.000	99.228	0.8	0	0.00
3 S	Trifluorotoluene (Surr)	100.000	97.156	2.8	0	0.01
4 S	Toluene-d8 (Surr)	100.000	100.308	-0.3	0	0.00
5 S	Ethylbenzene-d10 (Surr)	100.000	100.930	-0.9	0	0.00
6 S	4-Bromofluorobenzene (Surr)	100.000	98.929	1.1	0	0.00
7 H	Gasoline By NWTPH-G	1100.000	1059.615	3.7	0	0.00
8 H	C6-C10	1100.000	1076.108	2.2	0	0.00
9 H	C6-C12	1100.000	1075.843	2.2	0	0.00
10 H	CA 8015B	1100.000	1128.510	-2.6	0	0.00

Evaluate Continuing Calibration Report - Not Found

(#) = Out of Range

SPCC's out = 0 CCC's out = 0

METHOD BLANK

Data Path : E:\2\data\03272007\
 Data File : gx0005937.D
 Signal(s) : FID1A.CH
 Acq On : 27 Mar 2007 2:45 pm
 Operator : frz
 Sample : MB 580-17017/1-AA
 Misc : gro/8260 BT=Sea041032707m
 ALS Vial : 10 Sample Multiplier: 1

Integration File: events.e
 Quant Time: Mar 29 08:02:50 2007
 Quant Method : E:\2\Methods\GAS_03162007.M
 Quant Title : SEA041: GRO by 8015 Modified 03-01-2007
 QLast Update : Wed Mar 21 17:24:41 2007
 Response via : Initial Calibration
 Integrator: ChemStation 6890 Scale Mode: Small noise peaks clipped

Volume Inj. :
 Signal Phase :
 Signal Info :

Compound	R.T.	Response	Conc Units

System Monitoring Compounds			
1) S 1,4-Difluorobenzene (I)	6.074	828271	85.717 ug/L
Spiked Amount 100.000		Recovery =	85.72%
2) S Fluorobenzene (Surr)	5.941	932857	93.000 ug/L
Spiked Amount 100.000		Recovery =	93.00%
3) S Trifluorotoluene (Surr)	6.680	844999	105.301 ug/L
Spiked Amount 100.000 Range 69 - 120		Recovery =	105.30%
4) S Toluene-d8 (Surr)	7.593	1367609	106.972 ug/L
Spiked Amount 100.000		Recovery =	106.97%
5) S Ethylbenzene-d10 (Surr)	8.929	1463308	101.928 ug/L
Spiked Amount 100.000		Recovery =	101.93%
6) S 4-Bromofluorobenzene ...	9.982	756187	95.495 ug/L
Spiked Amount 100.000 Range 70 - 120		Recovery =	95.50%
Target Compounds			
7) H Gasoline By NWTPH-G	10.645	173211	15.522 ug/L
8) H C6-C10	6.960	163825	20.450 ug/L
9) H C6-C12	7.950	250428	25.279 ug/L
10) H CA 8015B	6.900	197186	<MDL ug/L

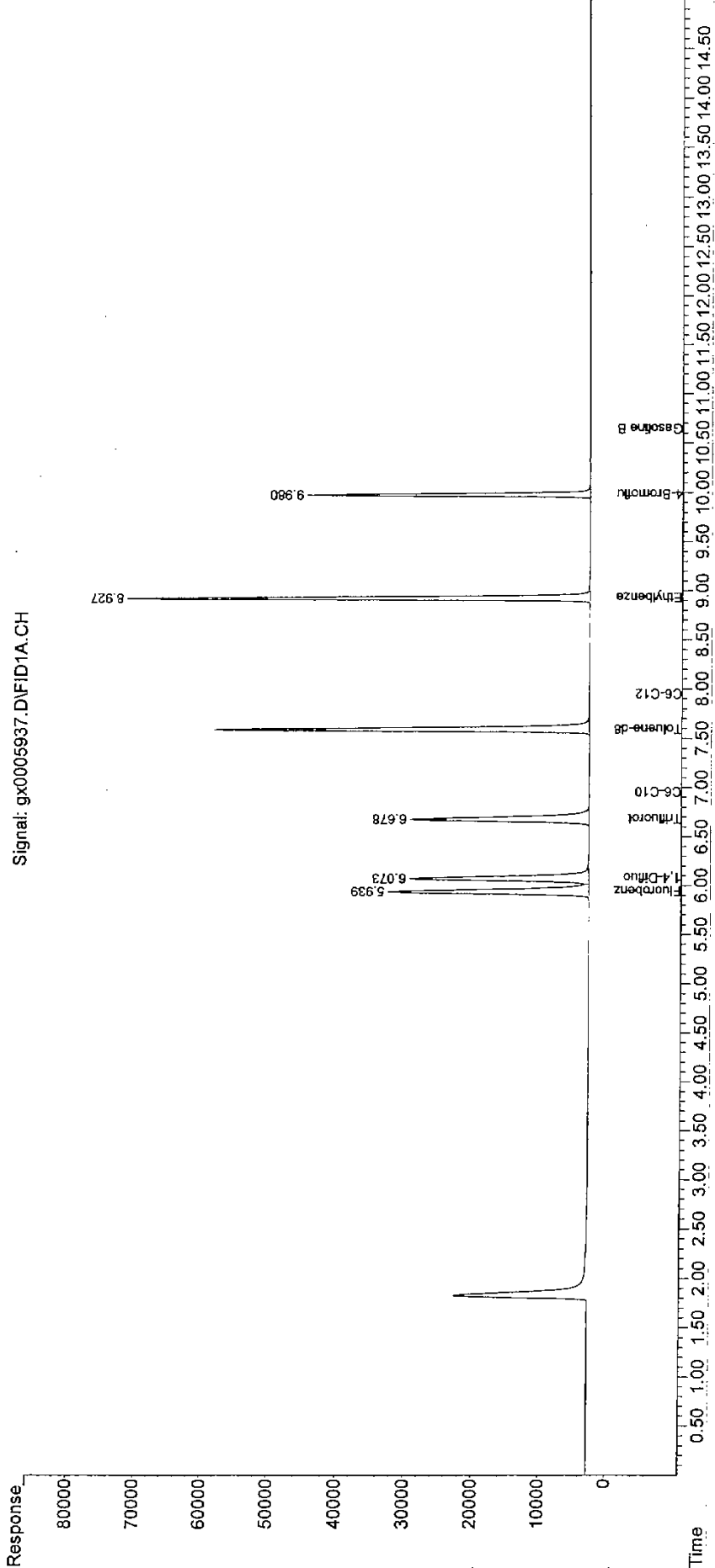
(f)=RT Delta > 1/2 Window

(m)=manual int.

Data Path : E:\2\data\03272007\
Data File : gx0005937.D
Signal(s) : FID1A.CH
Acq On : 27 Mar 2007 2:45 pm
Operator : frz
Sample : MB 580-17017/1-AA
Misc : gro/8260 BT=Sea041032707m
ALS Vial : 10 Sample Multiplier: 1

Integration File: events.e
Quant Time: Mar 29 08:02:50 2007
Quant Method : E:\2\Methods\GAS_03162007.M
Quant Title : SEA041: GRO by 8015 Modified 03-01-2007
QLast Update : Wed Mar 21 17:24:41 2007
Response via : Initial Calibration
Integrator: ChemStation 6890 Scale Mode: Small noise peaks clipped

Volume Inj. :
Signal Phase :
Signal Info :



BLANK SPIKE

Data Path : E:\2\data\03272007\
 Data File : gx0005932.D
 Signal(s) : FID1A.CH
 Acq On : 27 Mar 2007 12:53 pm
 Operator : frz
 Sample : LCS 580-17017/2-AA
 Misc : gro BT=Sea041032707m
 ALS Vial : 5 Sample Multiplier: 1

Integration File: events.e
 Quant Time: Mar 29 08:02:25 2007
 Quant Method : E:\2\Methods\GAS_03162007.M
 Quant Title : SEA041: GRO by 8015 Modified 03-01-2007
 QLast Update : Wed Mar 21 17:24:41 2007
 Response via : Initial Calibration
 Integrator: ChemStation 6890 Scale Mode: Small noise peaks clipped

Volume Inj. :
 Signal Phase :
 Signal Info :

Compound	R.T.	Response	Conc Units

System Monitoring Compounds			
1) S 1,4-Difluorobenzene (I)	6.070	881241	91.199 ug/L
Spiked Amount 100.000		Recovery =	91.20%
2) S Fluorobenzene (Surr)	5.938	1016139	101.303 ug/L
Spiked Amount 100.000		Recovery =	101.30%
3) S Trifluorotoluene (Surr)	6.675	861222	107.322 ug/L
Spiked Amount 100.000 Range 69 - 120		Recovery =	107.32%
4) S Toluene-d8 (Surr)	7.590	1238530	96.875 ug/L
Spiked Amount 100.000		Recovery =	96.88%
5) S Ethylbenzene-d10 (Surr)	8.929	1446679	100.770 ug/L
Spiked Amount 100.000		Recovery =	100.77%
6) S 4-Bromofluorobenzene ...	9.982	810286	102.327 ug/L
Spiked Amount 100.000 Range 70 - 120		Recovery =	102.33%
Target Compounds			
7) H Gasoline By NWTPH-G	10.645	5136126	1105.556 ug/L
8) H C6-C10	6.960	6427022	1168.367 ug/L
9) H C6-C12	7.950	8921511	1157.620 ug/L
10) H CA 8015B	6.900	8369289	1220.467 ug/L

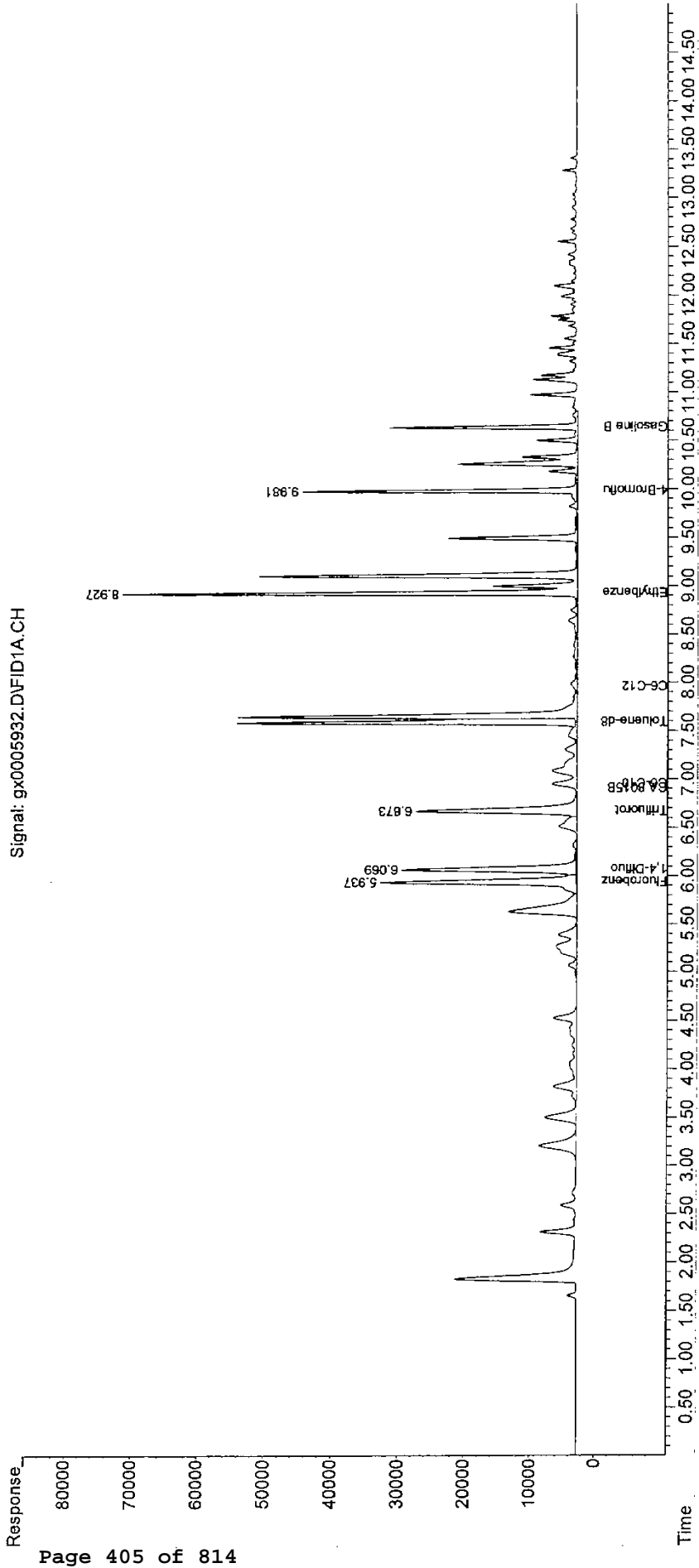
(f)=RT Delta > 1/2 Window

(m)=manual int.

Data Path : E:\2\data\03272007\
Data File : gx0005932.D
Signal(s) : FID1A.CH
Acq On : 27 Mar 2007 12:53 pm
Operator : frz
Sample : LCS 580-17017/2-AA
Misc : gro BT=Sea041032707m
ALS Vial : 5 Sample Multiplier: 1

Integration File: events.e
Quant Time: Mar 29 08:02:25 2007
Quant Method : E:\2\Methods\GAS_03162007.M
Quant Title : SEA041: GRO by 8015 Modified 03-01-2007
QLast Update : wed Mar 21 17:24:41 2007
Response via : Initial Calibration
Integrator: ChemStation 6890 Scale Mode: Small noise peaks clipped

Volume Inj. :
Signal Phase :
Signal Info :



Data Path : E:\2\data\03272007\
 Data File : gx0005933.D
 Signal(s) : FID1A.CH
 Acq On : 27 Mar 2007 1:15 pm
 Operator : frz
 Sample : LCSD 580-17017/3-AA
 Misc : gro BT=Sea041032707m
 ALS Vial : 6 Sample Multiplier: 1

Integration File: events.e
 Quant Time: Mar 29 08:02:30 2007
 Quant Method : E:\2\Methods\GAS_03162007.M
 Quant Title : SEA041: GRO by 8015 Modified 03-01-2007
 QLast Update : Wed Mar 21 17:24:41 2007
 Response via : Initial Calibration
 Integrator: ChemStation 6890 Scale Mode: Small noise peaks clipped

Volume Inj. :
 Signal Phase :
 Signal Info :

Compound	R.T.	Response	Conc Units
System Monitoring Compounds			
1) S 1,4-Difluorobenzene (I)	6.074	879298	90.998 ug/L
Spiked Amount 100.000		Recovery =	91.00%
2) S Fluorobenzene (Surr)	5.941	1024435	102.130 ug/L
Spiked Amount 100.000		Recovery =	102.13%
3) S Trifluorotoluene (Surr)	6.680	916742	114.241 ug/L
Spiked Amount 100.000 Range 69 - 120		Recovery =	114.24%
4) S Toluene-d8 (Surr)	7.595	1309904	102.458 ug/L
Spiked Amount 100.000		Recovery =	102.46%
5) S Ethylbenzene-d10 (Surr)	8.930	1475867	102.803 ug/L
Spiked Amount 100.000		Recovery =	102.80%
6) S 4-Bromofluorobenzene ...	9.982	765635	96.688 ug/L
Spiked Amount 100.000 Range 70 - 120		Recovery =	96.69%
Target Compounds			
7) H Gasoline By NWTPH-G	10.645	5371474	1157.247 ug/L
8) H C6-C10	6.960	6739609	1225.658 ug/L
9) H C6-C12	7.950	9310357	1208.399 ug/L
10) H CA 8015B	6.900	8709774	1270.837 ug/L

(f)=RT Delta > 1/2 Window

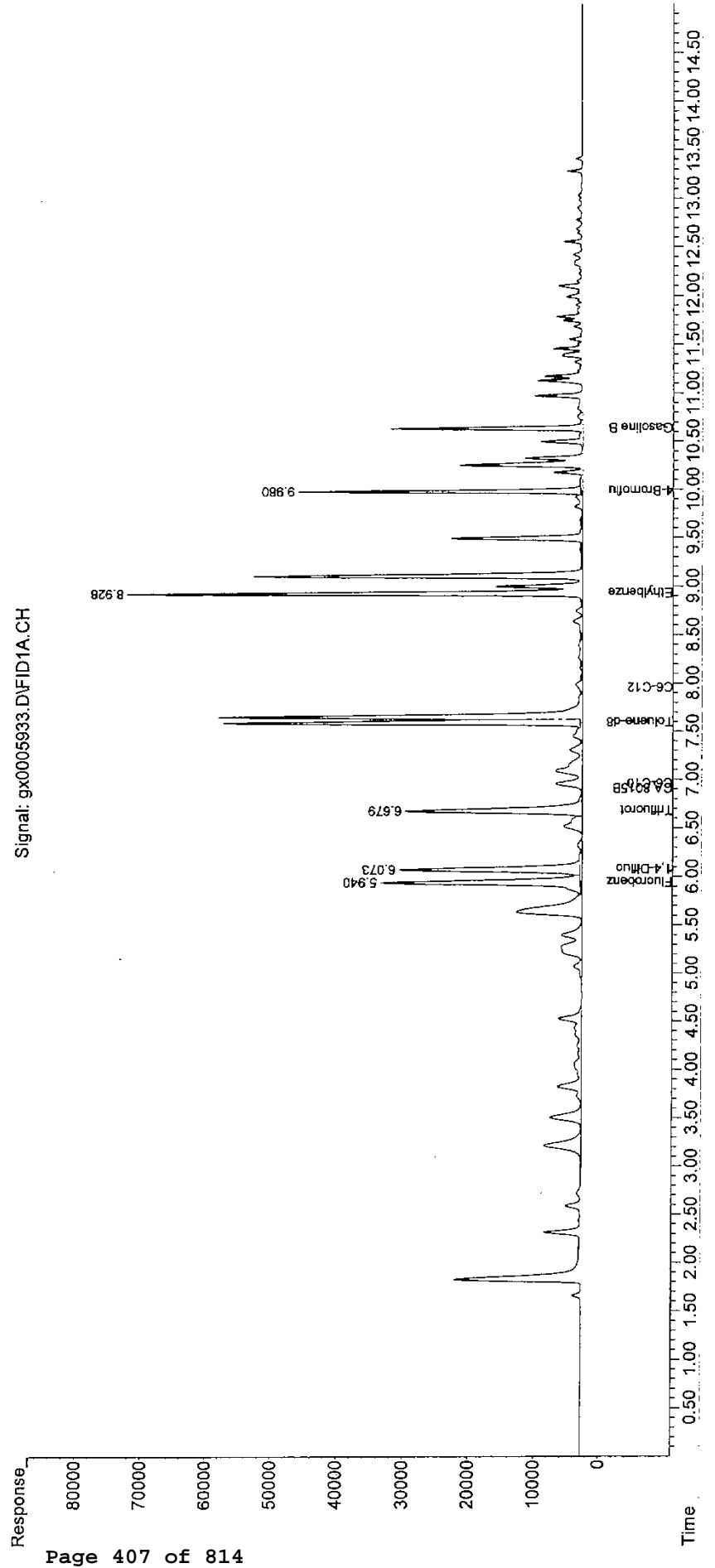
(m)=manual int.

Data Path : E:\2\data\03272007\
Data File : gx0005933.D
Signal(s) : FID1A.CH
Acq On : 27 Mar 2007 1:15 pm
Operator : frz
Sample : LCSD 580-17017/3-AA
Misc : gro BT=Sea041032707m
ALS Vial : 6 Sample Multiplier: 1

Integration File: events.e
Quant Time: Mar 29 08:02:30 2007
Quant Method : E:\2\Methods\GAS_03162007.M
Quant Title : SEA041: GRO by 8015 Modified 03-01-2007
Qlast Update : Wed Mar 21 17:24:41 2007
Response via : Initial Calibration
Integrator: ChemStation 6890 Scale Mode: Small noise peaks clipped

Volume Inj. :
Signal Phase :
Signal Info :

Signal: gx0005933.D\FID1A.CH



MATIX SPIKE / MATRIX SPIKE DUPLICATE

Data Path : E:\2\data\03272007\
 Data File : gx0005957.D
 Signal(s) : FID1A.CH
 Acq On : 27 Mar 2007 10:13 pm
 Operator : frz
 Sample : 580-5395-A-2-I
 Misc : BT=Sea041032707m
 ALS Vial : 30 Sample Multiplier: 1

Integration File: events.e
 Quant Time: Mar 29 08:04:30 2007
 Quant Method : E:\2\Methods\GAS_03162007.M
 Quant Title : SEA041: GRO by 8015 Modified 03-01-2007
 QLast Update : Wed Mar 21 17:24:41 2007
 Response via : Initial Calibration
 Integrator: ChemStation 6890 Scale Mode: Small noise peaks clipped

Volume Inj. :
 Signal Phase :
 Signal Info :

Compound	R.T.	Response	Conc Units
System Monitoring Compounds			
1) S 1,4-Difluorobenzene (I)	6.072	816969	84.548 ug/L
Spiked Amount 100.000		Recovery =	84.55%
2) S Fluorobenzene (Surr)	5.938	917462	91.466 ug/L
Spiked Amount 100.000		Recovery =	91.47%
3) S Trifluorotoluene (Surr)	6.676	748263	93.246 ug/L
Spiked Amount 100.000 Range 69 - 120		Recovery =	93.25%
4) S Toluene-d8 (Surr)	7.590	1369174	107.094 ug/L
Spiked Amount 100.000		Recovery =	107.09%
5) S Ethylbenzene-d10 (Surr)	8.926	1460090	101.704 ug/L
Spiked Amount 100.000		Recovery =	101.70%
6) S 4-Bromofluorobenzene ...	9.979	787589	99.461 ug/L
Spiked Amount 100.000 Range 70 - 120		Recovery =	99.46%
Target Compounds			
7) H Gasoline By NWTPH-G	10.645	4640357	996.667 ug/L
8) H C6-C10	6.960	604377	101.194 ug/L
9) H C6-C12	7.950	2526966	322.568 ug/L
10) H CA 8015B	6.900	1088409	143.352 ug/L

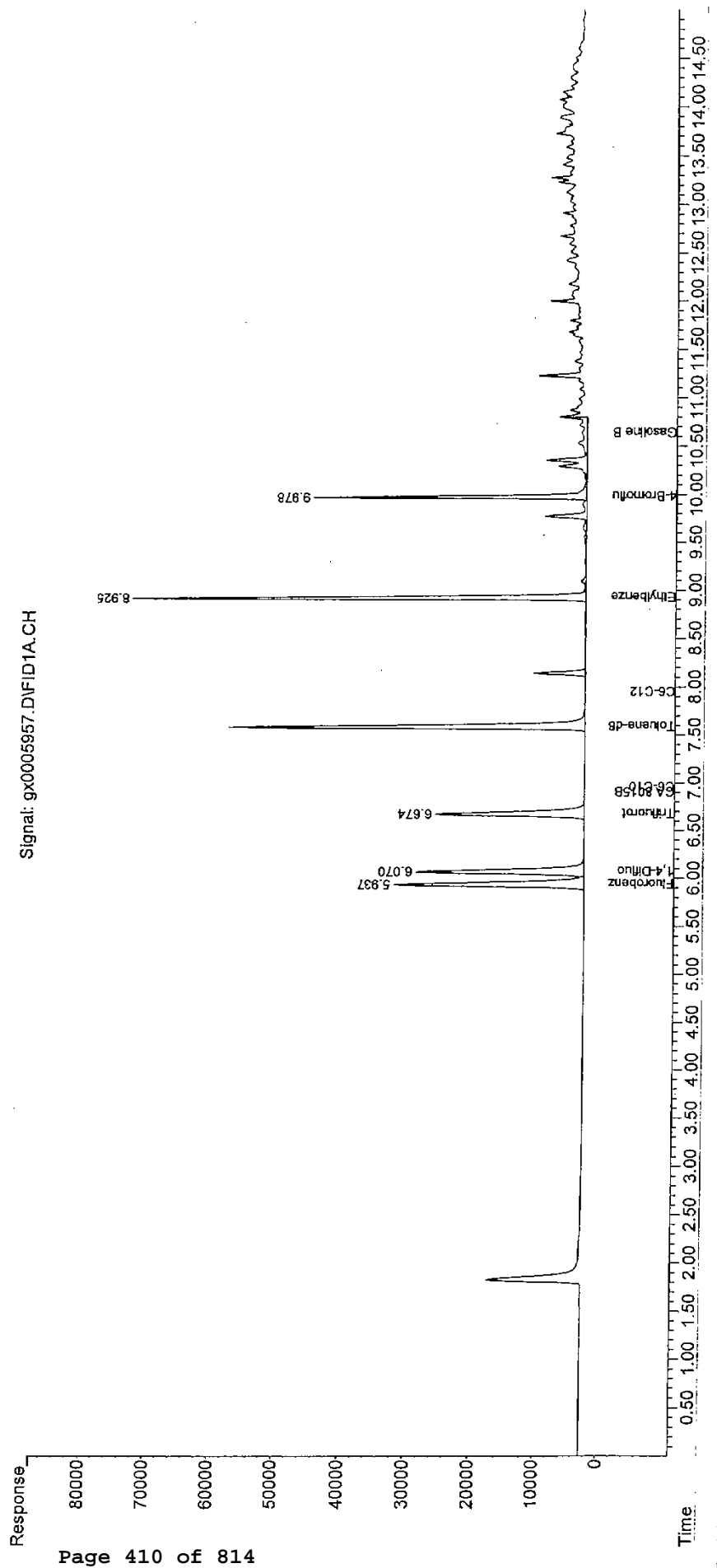
(f)=RT Delta > 1/2 Window (m)=manual int.

Data Path : E:\2\data\03272007\
Data File : gx0005957.D
Signal(s) : FID1A.CH
Acq On : 27 Mar 2007 10:13 pm
Operator : frz
Sample : 580-5395-A-2-I
Misc : BT-Sea041032707m
ALS Vial : 30 Sample Multiplier: 1

Integration File: events.e
Quant Time: Mar 29 08:04:30 2007
Quant Method : E:\2\Methods\GAS_03162007.M
Quant Title : SEA041: GRO by 8015 Modified 03-01-2007
QLast Update : Wed Mar 21 17:24:41 2007
Response via : Initial Calibration
Integrator: ChemStation 6890 Scale Mode: Small noise peaks clipped

Volume Inj. :
Signal Phase :
Signal Info :

Signal: gx0005957.D\FID1A.CH



Data Path : E:\2\data\03272007\
 Data File : gx0005959.D
 Signal(s) : FID1A.CH
 Acq On : 27 Mar 2007 10:58 pm
 Operator : frz
 Sample : 580-5395-A-2-L MS
 Misc : BT=Sea041032707m
 ALS Vial : 32 Sample Multiplier: 1

Integration File: events.e
 Quant Time: Mar 29 08:04:40 2007
 Quant Method : E:\2\Methods\GAS_03162007.M
 Quant Title : SEA041: GRO by 8015 Modified 03-01-2007
 QLast Update : Wed Mar 21 17:24:41 2007
 Response via : Initial Calibration
 Integrator: ChemStation 6890 Scale Mode: Small noise peaks clipped

Volume Inj. :
 Signal Phase :
 Signal Info :

Compound	R.T.	Response	Conc Units
System Monitoring Compounds			
1) S 1,4-Difluorobenzene (I)	6.072	859116	88.909 ug/L
Spiked Amount 100.000		Recovery =	88.91%
2) S Fluorobenzene (Surr)	5.939	987061	98.404 ug/L
Spiked Amount 100.000		Recovery =	98.40%
3) S Trifluorotoluene (Surr)	6.676	751853	93.693 ug/L
Spiked Amount 100.000 Range 69 - 120		Recovery =	93.69%
4) S Toluene-d8 (Surr)	7.590	1276177	99.820 ug/L
Spiked Amount 100.000		Recovery =	99.82%
5) S Ethylbenzene-d10 (Surr)	8.927	1454042	101.283 ug/L
Spiked Amount 100.000		Recovery =	101.28%
6) S 4-Bromofluorobenzene ...	9.981	808705	102.127 ug/L
Spiked Amount 100.000 Range 70 - 120		Recovery =	102.13%
Target Compounds			
7) H Gasoline By NWTPH-G	10.645	8151953	1767.939 ug/L
8) H C6-C10	6.960	6005752	1091.157 ug/L
9) H C6-C12	7.950	9828630	1276.079 ug/L
10) H CA 8015B	6.900	8081801	1177.936 ug/L

(f)=RT Delta > 1/2 Window

(m)=manual int.

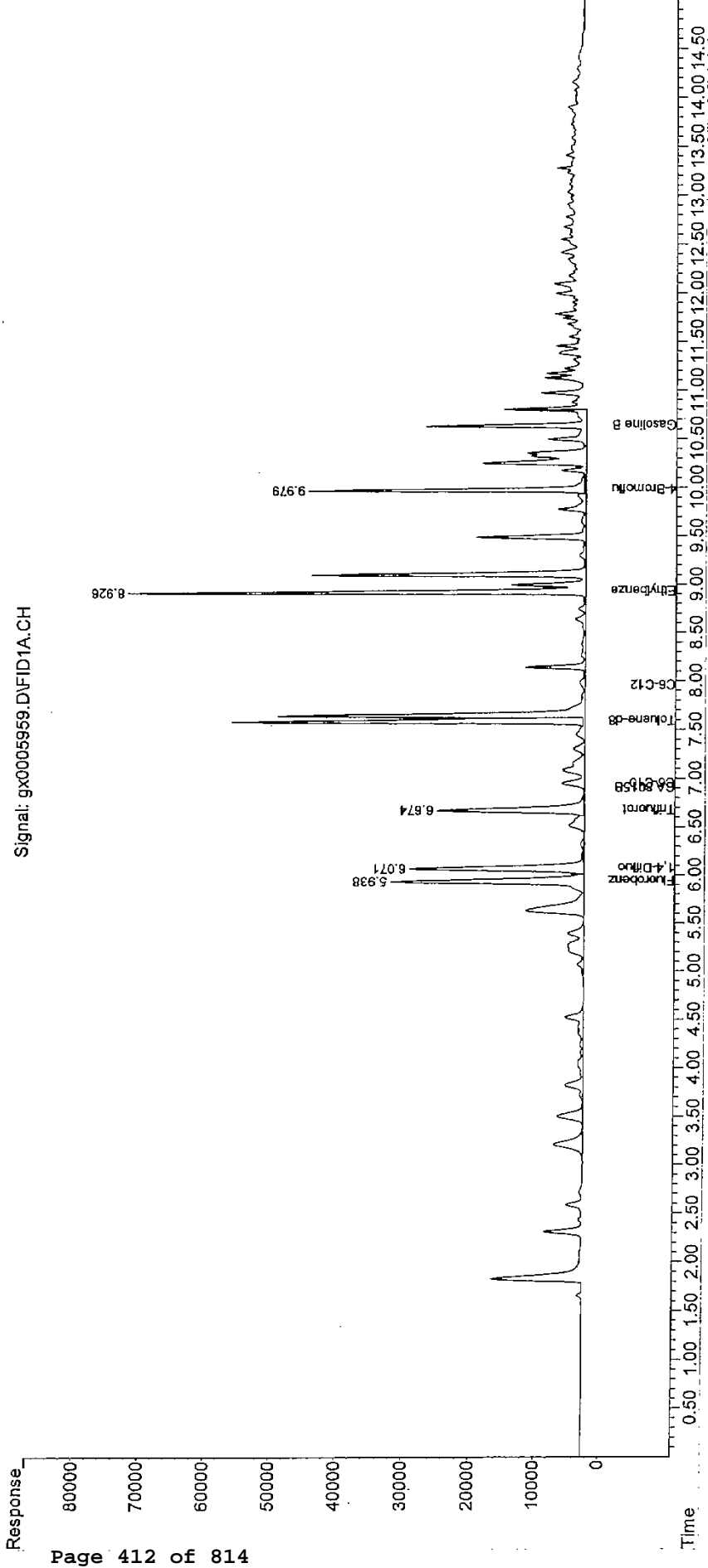
Data Path : E:\2\data\03272007\
Data File : GX0005959.D
Signal(s) : FID1A.CH
Acq On : 27 Mar 2007 10:58 pm
Operator : frz
Sample : 580-5395-A-2-L MS
Misc : BT=Sea041032707m
ALS Vial : 32 Sample Multiplier: 1

Integration File: events.e

Quant Time: Mar 29 08:04:40 2007
Quant Method : E:\2\Methods\GAS_03162007.M
Quant Title : SEA041: GRO by 8015 Modified 03-01-2007
QLast Update : Wed Mar 21 17:24:41 2007
Response via : Initial Calibration

Integrator: ChemStation 6890 Scale Mode: Small noise peaks clipped

Volume Inj. :
Signal Phase :
Signal Info :



DUPLICATE SAMPLE DATA PACKAGE

Data Path : E:\2\data\03272007\
 Data File : gx0005958.D
 Signal(s) : FID1A.CH
 Acq On : 27 Mar 2007 10:35 pm
 Operator : frz
 Sample : 580-5395-A-2-J DU
 Misc : BT=Sea041032707m
 ALS Vial : 31 Sample Multiplier: 1

Integration File: events.e
 Quant Time: Mar 29 08:04:35 2007
 Quant Method : E:\2\Methods\GAS_03162007.M
 Quant Title : SEA041: GRO by 8015 Modified 03-01-2007
 QLast Update : Wed Mar 21 17:24:41 2007
 Response via : Initial Calibration
 Integrator: ChemStation 6890 Scale Mode: Small noise peaks clipped

Volume Inj. :
 Signal Phase :
 Signal Info :

Compound	R.T.	Response	Conc Units
System Monitoring Compounds			
1) S 1,4-Difluorobenzene (I)	6.075	812674	84.103 ug/L
Spiked Amount 100.000		Recovery =	84.10%
2) S Fluorobenzene (Surr)	5.942	913471	91.068 ug/L
Spiked Amount 100.000		Recovery =	91.07%
3) S Trifluorotoluene (Surr)	6.679	749272	93.372 ug/L
Spiked Amount 100.000 Range 69 - 120		Recovery =	93.37%
4) S Toluene-d8 (Surr)	7.593	1372892	107.385 ug/L
Spiked Amount 100.000		Recovery =	107.38%
5) S Ethylbenzene-d10 (Surr)	8.929	1461502	101.803 ug/L
Spiked Amount 100.000		Recovery =	101.80%
6) S 4-Bromofluorobenzene ...	9.982	800212	101.055 ug/L
Spiked Amount 100.000 Range 70 - 120		Recovery =	101.06%
Target Compounds			
7) H Gasoline By NWTPH-G	10.645	3628753	774.483 ug/L
8) H C6-C10	6.960	788244	134.893 ug/L
9) H C6-C12	7.950	2230239	283.819 ug/L
10) H CA 8015B	6.900	1201129	160.027 ug/L

(f)=RT Delta > 1/2 Window

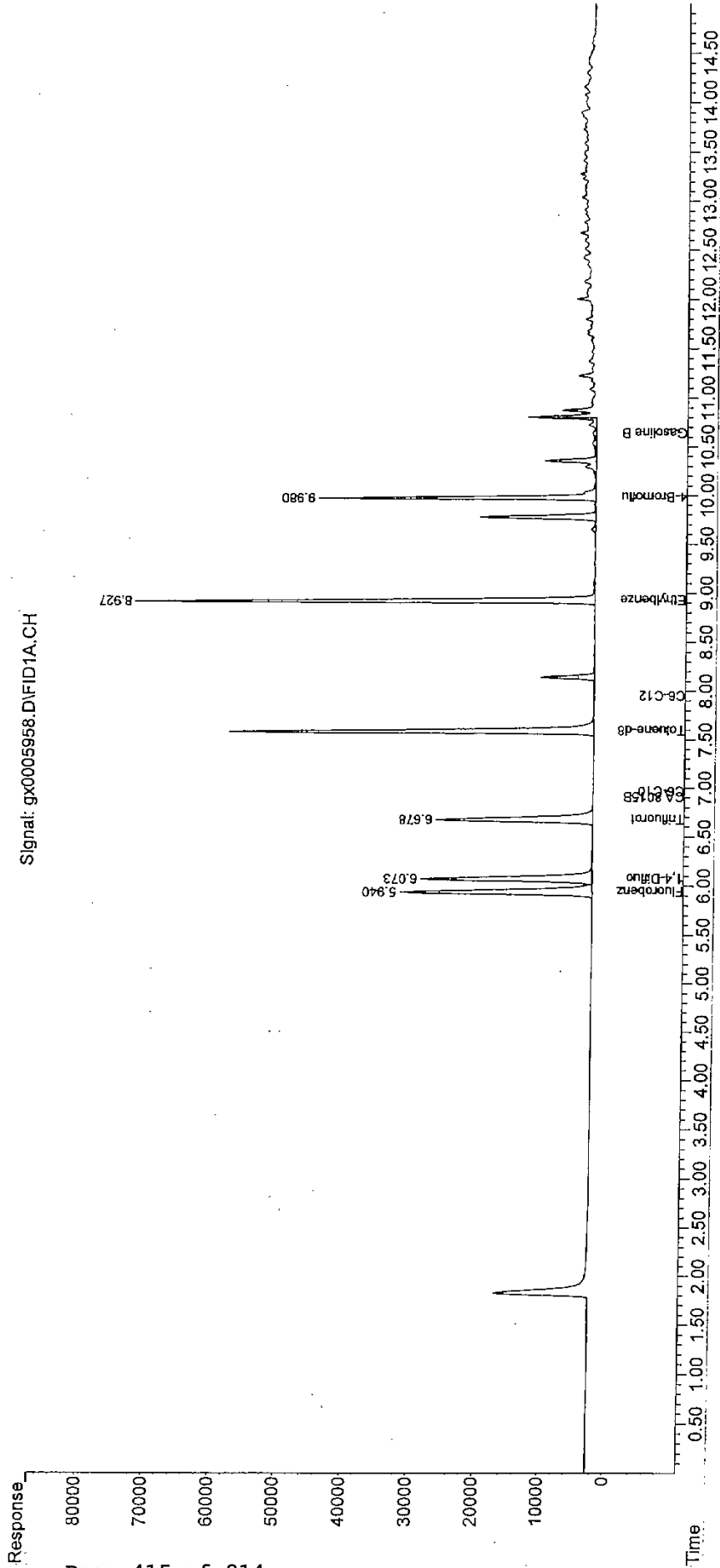
(m)=manual int.

Data Path : E:\2\data\03272007\
Data File : gx0005958.D
Signal(s) : FID1A.CH
Acq On : 27 Mar 2007 10:35 pm
Operator : frz
Sample : 580-5395-A-2-J DU
Misc : BT=Sea041032707m
ALS Vial : 31 Sample Multiplier: 1

Integration File: events.e
Quant Time: Mar 29 08:04:35 2007
Quant Method : E:\2\Methods\GAS_03162007.M
Quant Title : SEA041: GRO by 8015 Modified 03-01-2007
Quant Update : Wed Mar 21 17:24:41 2007
Response via : Initial Calibration
Integrator: ChemStation 6890 Scale Mode: Small noise peaks clipped

Volume Inj. :
Signal Phase :
Signal Info :

Signal: gx0005958.D\FID1A.CH



Solid SW-846-3500 Analysis Sheet

(To Accompany Samples to Instruments)

Batch Number: 580-17017

Analyst: Zboralski, Felix

Batch Open: 3/27/2007 7:43:10AM

Method Code: 580-5035A_FM-580

Batch End:

Closed System Purge & Trap/Field Methanol

Input Sample Lab ID (Analytical Method)	SDG	Initial Amount	Final Amount	Due Date	Analytical TAT	Div Rank	Comments	Output Sample Lab ID
1 MB-580-17017/1 N/A	N/A	10 g	400 mL	N/A	N/A	N/A		
2 LCS-580-17017/2 N/A	N/A	10 g	400 mL	N/A	N/A	N/A	gro	
3 LCS-D-580-17017/3 N/A	N/A	10 g	400 mL	N/A	N/A	N/A	gro	
4 LCS-580-17017/4 N/A	N/A	10 g	400 mL	N/A	N/A	N/A	8260	
5 LCS-D-580-17017/5 N/A	N/A	10 g	400 mL	N/A	N/A	N/A	8260	
6 416 OF 580-5385-D-1 (AK101)	N/A	25 g	1000 mL	3/30/07	5_Days	4	Sample/solvent ratio > 2:1, see method	
6 814 580-5385-D-1 (8260B)	N/A	25 g	1000 mL	3/30/07	5_Days	4	Sample/solvent ratio > 2:1, see method	
7 580-5385-D-2 (AK101)	N/A	25 g	1000 mL	3/30/07	5_Days	4	Sample/solvent ratio > 2:1, see method	
7 580-5385-D-2 (8260B)	N/A	25 g	1000 mL	3/30/07	5_Days	4	Sample/solvent ratio > 2:1, see method	
8 580-5385-D-3 (AK101)	N/A	79.83 g	1000 mL	3/30/07	5_Days	4	Sample/solvent ratio > 2:1, see method	
8 580-5385-D-3 (8260B)	N/A	79.83 g	1000 mL	3/30/07	5_Days	4	Sample/solvent ratio > 2:1, see method	
9 580-5385-D-4 (AK101)	N/A	58.77 g	1000 mL	3/30/07	5_Days	4	Sample/solvent ratio > 2:1, see method	
9 580-5385-D-4 (8260B)	N/A	58.77 g	1000 mL	3/30/07	5_Days	4	Sample/solvent ratio > 2:1, see method	
10 580-5385-D-5 (AK101)	N/A	60.52 g	1000 mL	3/30/07	5_Days	4	Sample/solvent ratio > 2:1, see method	
10 580-5385-D-5 (8260B)	N/A	60.52 g	1000 mL	3/30/07	5_Days	4	Sample/solvent ratio > 2:1, see method	

Solid SW-846-3500 Analysis Sheet

(To Accompany Samples to Instruments)

Batch Number: 580-17017

Analyst: Zboralski, Felix

Batch Open: 3/27/2007 7:43:10AM

Method Code: 580-5035A_FM-580

Batch End:

11	580-5385-D-6 (AK101)	N/A	51.31 g	1000 mL	3/30/07	5_Days	4	Sample/solvent ratio > 2:1, see method	
11	580-5385-D-6 (8260B)	N/A	51.31 g	1000 mL	3/30/07	5_Days	4	Sample/solvent ratio > 2:1, see method	
12	580-5385-D-7 (AK101)	N/A	78.72 g	1000 mL	3/30/07	5_Days	4	Sample/solvent ratio > 2:1, see method	
12	580-5385-D-7 (8260B)	N/A	78.72 g	1000 mL	3/30/07	5_Days	4	Sample/solvent ratio > 2:1, see method	
13	580-5385-D-8 (AK101)	N/A	76.84 g	1000 mL	3/30/07	5_Days	4	Sample/solvent ratio > 2:1, see method	
13	580-5385-D-8 (8260B)	N/A	76.84 g	1000 mL	3/30/07	5_Days	4	Sample/solvent ratio > 2:1, see method	
14	580-5385-D-9 (AK101)	N/A	72.40 g	1000 mL	3/30/07	5_Days	4	Sample/solvent ratio > 2:1, see method	
14	580-5385-D-9 (8260B)	N/A	72.40 g	1000 mL	3/30/07	5_Days	4	Sample/solvent ratio > 2:1, see method	
15	580-5385-D-10 (AK101)	N/A	63.55 g	1000 mL	3/30/07	5_Days	4	Sample/solvent ratio > 2:1, see method	
15	580-5385-D-10 (8260B)	N/A	63.55 g	1000 mL	3/30/07	5_Days	4	Sample/solvent ratio > 2:1, see method	
16	580-5372-E-1 (AK101)	N/A	79.62 g	1000 mL	3/29/07	5_Days	4	Sample/solvent ratio > 2:1, see method	
16	580-5372-E-1 (8260B)	N/A	79.62 g	1000 mL	3/29/07	5_Days	4	Sample/solvent ratio > 2:1, see method	
17	580-5372-D-2 (AK101)	N/A	90.14 g	1000 mL	3/29/07	5_Days	4	Sample/solvent ratio > 2:1, see method	
17	580-5372-D-2 (8260B)	N/A	90.14 g	1000 mL	3/29/07	5_Days	4	Sample/solvent ratio > 2:1, see method	
18	580-5372-D-3 (AK101)	N/A	57.47 g	1000 mL	3/29/07	5_Days	4	Sample/solvent ratio > 2:1, see method	
18	580-5372-D-3 (8260B)	N/A	57.47 g	1000 mL	3/29/07	5_Days	4	Sample/solvent ratio > 2:1, see method	
19	580-5372-D-4 (AK101)	N/A	78.15 g	1000 mL	3/29/07	5_Days	4	Sample/solvent ratio > 2:1, see method	
19	580-5372-D-4 (8260B)	N/A	78.15 g	1000 mL	3/29/07	5_Days	4	Sample/solvent ratio > 2:1, see method	

Solid SW-846-3500 Analysis Sheet

(To Accompany Samples to Instruments)









Batch Number: 580-17017

Analyst: Zboralski, Felix

Batch Open: 3/27/2007 7:43:10AM

Method Code: 580-5035A_FM-580

Batch End:

20	21	22	22	23	24	25	26
580-5320-A-1 (8260B)	580-5320-A-7 (8260B)	580-5395-A-2 (8260B)	580-5395-A-2 (NWTPH_Gx)	580-5395-A-2-DU (NWTPH_Gx)	580-5395-A-2-DU (8260B)	580-5395-A-2-MS (NWTPH_Gx)	580-5395-A-2-MS (8260B)
N/A	N/A	N/A	N/A	N/A	N/A	N/A	N/A
11.54 g	13.66 g	10.174 g	10.174 g	10.785 g	10.785 g	10.809 g	10.694 g
400 mL	400 mL	400 mL	400 mL	400 mL	400 mL	400 mL	400 mL
3/27/07	3/27/07	4/4/07	4/4/07	4/4/07	4/4/07	4/4/07	4/4/07
6_Days - E	6_Days - E	8_Days - R	8_Days - R	8_Days - R	8_Days - R	8_Days - R	8_Days - R
2	2	2	2	2	2	2	2
							

Batch Notes

Batch Comment

Comments

Login Comments for Job 5372: PND07-9 4oz soil jar rcvd broken...
PHD07-9 Methanol preserved sample in non pretared jar...

Login Comments for Job 5395: Verified pH<2 in preserved bottles

Solid SW-846-3500 Analysis Sheet

(To Accompany Samples to Instruments)

Batch Number: 580-17017

Analyst: Zboralski, Felix

Batch Open: 3/27/2007 7:43:10AM

Method Code: 580-5035A_FM-580

Batch End:

Reagent Additions Worksheet

Lab ID	Reagent Code	Amount Added	Final Amount	By	Witness
MB 580-17017/1	V-4TFT-EX_00004	10 mL	400 mL		
LCS 580-17017/2	GxBTEXMix2_00010	80 uL	400 mL		
LCS 580-17017/2	V-4TFT-EX_00004	10 mL	400 mL		
LCSD 580-17017/3	GxBTEXMix2_00010	80 uL	400 mL		
LCSD 580-17017/3	V-4TFT-EX_00004	10 mL	400 mL		
LCS 580-17017/4	RBCASpike_00005	50 uL	400 mL		
LCS 580-17017/4	V-4TFT-EX_00004	10 mL	400 mL		
LCSD 580-17017/5	RBCASpike_00005	50 uL	400 mL		
LCSD 580-17017/5	V-4TFT-EX_00004	10 mL	400 mL		
580-5385-D-1	V-4TFT-EX_00004	25 mL	1000 mL		
580-5385-D-2	V-4TFT-EX_00004	25 mL	1000 mL		
580-5385-D-3	V-4TFT-EX_00004	25 mL	1000 mL		
580-5385-D-4	V-4TFT-EX_00004	25 mL	1000 mL		
580-5385-D-5	V-4TFT-EX_00004	25 mL	1000 mL		
580-5385-D-6	V-4TFT-EX_00004	25 mL	1000 mL		
580-5385-D-7	V-4TFT-EX_00004	25 mL	1000 mL		
580-5385-D-8	V-4TFT-EX_00004	25 mL	1000 mL		
580-5385-D-9	V-4TFT-EX_00004	25 mL	1000 mL		

Solid SW-846-3500 Analysis Sheet

(To Accompany Samples to Instruments)

Batch Number: 580-17017

Analyst: Zboralski, Felix

Batch Open: 3/27/2007 7:43:10AM

Method Code: 580-5035A_FM-580

Batch End:

580-5385-D-10	V-4TFT-EX_00004	25 mL	1000 mL	
580-5372-E-1	V-4TFT-EX_00004	25 mL	1000 mL	
580-5372-D-2	V-4TFT-EX_00004	25 mL	1000 mL	
580-5372-D-3	V-4TFT-EX_00004	25 mL	1000 mL	
580-5372-D-4	V-4TFT-EX_00004	25 mL	1000 mL	
580-5320-A-1	V-4TFT-EX_00004	10 mL	400 mL	
580-5320-A-7	V-4TFT-EX_00004	10 mL	400 mL	
580-5395-A-2	V-4TFT-EX_00004	10 mL	400 mL	
580-5395-A-2 DU	V-4TFT-EX_00004	10 mL	400 mL	
580-5395-A-2 DU	V-4TFT-EX_00004	10 mL	400 mL	
580-5395-A-2 MS	GxBTEXMix2_00010	80 uL	400 mL	
580-5395-A-2 MS	V-4TFT-EX_00004	10 mL	400 mL	
580-5395-A-2 MS	RBCASpike_00005	50 uL	400 mL	
580-5395-A-2 MS	V-4TFT-EX_00004	10 mL	400 mL	

Solid SW-846-3500 Analysis Sheet

(To Accompany Samples to Instruments)

Batch Number: 580-17017

Analyst: Zboralski, Felix

Batch Open: 3/27/2007 7:43:10AM

Method Code: 580-5035A_FM-580

Batch End:

Other Reagents:

Reagent	Amount/Units	Lot#:

Solid SW-846-3500 Analysis Sheet

(To Accompany Samples to Instruments)

Batch Number: 580-17113

Method Code: 580-8260B-580

Batch Open: 3/27/2007 12:53:00PM

Batch End:

Volatile Organic Compounds by GC/MS

Input Sample Lab ID (Analytical Method)	SDG	Initial Amount	Final Amount	Due Date	Analytical TAT	Div Rank	Comments	Output Sample Lab ID
1 LCS-580-1701712-AA N/A	N/A	5 mL	5 mL	N/A	N/A	N/A		
2 LCSD-580-1701713-AA N/A	N/A	5 mL	5 mL	N/A	N/A	N/A		
3 MB-580-1701711-AA N/A	N/A	5 mL	5 mL	N/A	N/A	N/A		
4 580-5385-D-1-A (AK101)	N/A	5 mL	5 mL	3/30/07	5_Days	4		
5 580-5385-D-2-A (AK101)	N/A	5 mL	5 mL	3/30/07	5_Days	4		
6 580-5385-D-3-A (AK101)	N/A	5 mL	5 mL	3/30/07	5_Days	4		
7 580-5385-D-4-A (AK101)	N/A	5 mL	5 mL	3/30/07	5_Days	4		
8 580-5385-D-5-A (AK101)	N/A	5 mL	5 mL	3/30/07	5_Days	4		
9 580-5385-D-6-A (AK101)	N/A	5 mL	5 mL	3/30/07	5_Days	4		
10 580-5385-D-7-A (AK101)	N/A	5 mL	5 mL	3/30/07	5_Days	4		
11 580-5385-D-8-A (AK101)	N/A	5 mL	5 mL	3/30/07	5_Days	4		
12 580-5385-D-9-A (AK101)	N/A	5 mL	5 mL	3/30/07	5_Days	4		
13 580-5385-D-10-A (AK101)	N/A	5 mL	5 mL	3/30/07	5_Days	4		
14 580-5372-E-1-A (AK101)	N/A	5 mL	5 mL	3/29/07	5_Days	4		
15 580-5372-D-2-A (AK101)	N/A	5 mL	5 mL	3/29/07	5_Days	4		

Solid SW-846-3500 Analysis Sheet

(To Accompany Samples to Instruments)

Batch Number: 580-17113

Batch Open: 3/27/2007 12:53:00PM

Method Code: 580-8260B-580

Batch End:

16	580-5372-D-3-A (AK101)	N/A	5 mL	5 mL	3/29/07	5_Days	4	
17	580-5372-D-4-A (AK101)	N/A	5 mL	5 mL	3/29/07	5_Days	4	
18	580-5320-A-1-A (8260B)	N/A	5 mL	5 mL	3/27/07	6_Days - E	2	
19	580-5320-A-7-A (8260B)	N/A	5 mL	5 mL	3/27/07	6_Days - E	2	
20	580-5395-A-2-I (8260B)	N/A	5 mL	5 mL	3/27/07	6_Days - E	2	
20	580-5395-A-2-I (AK101)	N/A	5 mL	5 mL	3/29/07	5_Days	4	
20	580-5395-A-2-I (AK101)	N/A	5 mL	5 mL	3/30/07	5_Days	4	
20	580-5395-A-2-I (NWTPH_Gx)	N/A	5 mL	5 mL	4/4/07	8_Days - R	2	
21	580-5395-A-2-J-DU (NWTPH_Gx)	N/A	5 mL	5 mL	4/4/07	8_Days - R	2	
22	580-5395-A-2-L-MS (8260B)	N/A	5 mL	5 mL	3/27/07	6_Days - E	2	
22	580-5395-A-2-L-MS (AK101)	N/A	5 mL	5 mL	3/29/07	5_Days	4	
22	580-5395-A-2-L-MS (AK101)	N/A	5 mL	5 mL	3/30/07	5_Days	4	
22	580-5395-A-2-L-MS (NWTPH_Gx)	N/A	5 mL	5 mL	4/4/07	8_Days - R	2	

Batch Notes

Batch Comment

Solid SW-846-3500 Analysis Sheet

(To Accompany Samples to Instruments)

Batch Number: 580-17113

Method Code: 580-8260B-580

Batch Open: 3/27/2007 12:53:00PM

Batch End:

Comments

Login Comments for Job 5372: PND07-9 4oz soil jar rcvd broken...
PHD07-9 Methanol preserved sample in non pretared jar...

Login Comments for Job 5395: Verified pH<2 in preserved bottles

Solid SW-846-3500 Analysis Sheet

(To Accompany Samples to Instruments)

Batch Number: 580-17113

Method Code: 580-8260B-580

Batch Open: 3/27/2007 12:53:00PM

Batch End:

Reagent Additions Worksheet

Lab ID	Reagent Code	Amount Added	Final Amount	By	Witness
LCS 580-170172-AA	GBIS&SUR_00007	1 uL	5 mL		
LCS D 580-170173-AA	GBIS&SUR_00007	1 uL	5 mL		
MB 580-170171-AA	GBIS&SUR_00007	1 uL	5 mL		
580-5385-D-1-A	GBIS&SUR_00007	1 uL	5 mL		
580-5385-D-2-A	GBIS&SUR_00007	1 uL	5 mL		
580-5385-D-3-A	GBIS&SUR_00007	1 uL	5 mL		
580-5385-D-4-A	GBIS&SUR_00007	1 uL	5 mL		
580-5385-D-5-A	GBIS&SUR_00007	1 uL	5 mL		
580-5385-D-6-A	GBIS&SUR_00007	1 uL	5 mL		
580-5385-D-7-A	GBIS&SUR_00007	1 uL	5 mL		
580-5385-D-8-A	GBIS&SUR_00007	1 uL	5 mL		
580-5385-D-9-A	GBIS&SUR_00007	1 uL	5 mL		
580-5385-D-10-A	GBIS&SUR_00007	1 uL	5 mL		
580-5372-E-1-A	GBIS&SUR_00007	1 uL	5 mL		
580-5372-D-2-A	GBIS&SUR_00007	1 uL	5 mL		
580-5372-D-3-A	GBIS&SUR_00007	1 uL	5 mL		
580-5372-D-4-A	GBIS&SUR_00007	1 uL	5 mL		
580-5320-A-1-A	GBIS&SUR_00007	1 uL	5 mL		

Solid SW-846-3500 Analysis Sheet

(To Accompany Samples to Instruments)

Batch Number: 580-17113

Method Code: 580-8260B-580

Batch Open: 3/27/2007 12:53:00PM

Batch End:

580-5320-A-7-A	GBIS&SUR_00007	1 uL	5 mL	
580-5395-A-2-I	GBIS&SUR_00007	1 uL	5 mL	
580-5395-A-2-J DU	GBIS&SUR_00007	1 uL	5 mL	
580-5395-A-2-L MS	GBIS&SUR_00007	1 uL	5 mL	

Other Reagents:

Reagent

Amount/Units

Lot#:

DIESEL AND RESIDUAL RANGE ORGANICS DATA PACKAGE

SAMPLE DATA

Data File : G:\DATA\040407 A\EP20985.D Vial: 7
 Acq On : 4 Apr 2007 13:27 Operator: RBF
 Sample : 580-5372-A-3-D Inst : SEA016
 Misc : Multiplr: 1.00
 IntFile : events.e
 Quant Time: Apr 5 7:23 2007 Quant Results File: AKXF0402.RES

Quant Method : G:\METHODS\AKXF0402.M (Chemstation Integrator)
 Title : Ak102/103 front column (04/02/07)
 Last Update : Mon Apr 02 13:46:34 2007
 Response via : Initial Calibration
 DataAcq Meth : EXTFACQ.M

Volume Inj. :
 Signal Phase :
 Signal Info :

Compound	R.T.	Response	Conc Units
System Monitoring Compounds			
1) S o-terphenyl (S)	6.37	694322	19.464 ng/ul
2) S n-triacontane-d62 (S)	9.35	596839	19.896 ng/ul
Target Compounds			
3) H DRO (nC10-<nC25)	5.00	298330	6.563 ng/ul
4) H RRO (nC25-nC36)	9.00	645487	27.076 ng/ul

Data File : G:\DATA\040407 A\EP20985.D

Vial: 7

Acq On : 4 Apr 2007 13:27

Operator: RBF

Sample : 580-5372-A-3-D

Inst : SEA016

Misc :

Multiplr: 1.00

IntFile : events.e

Quant Time: Apr 5 7:23 2007 Quant Results File: AKXF0402.RES

Quant Method : G:\METHODS\AKXF0402.M (Chemstation Integrator)

Title : Ak102/103 front column (04/02/07)

Last Update : Mon Apr 02 13:46:34 2007

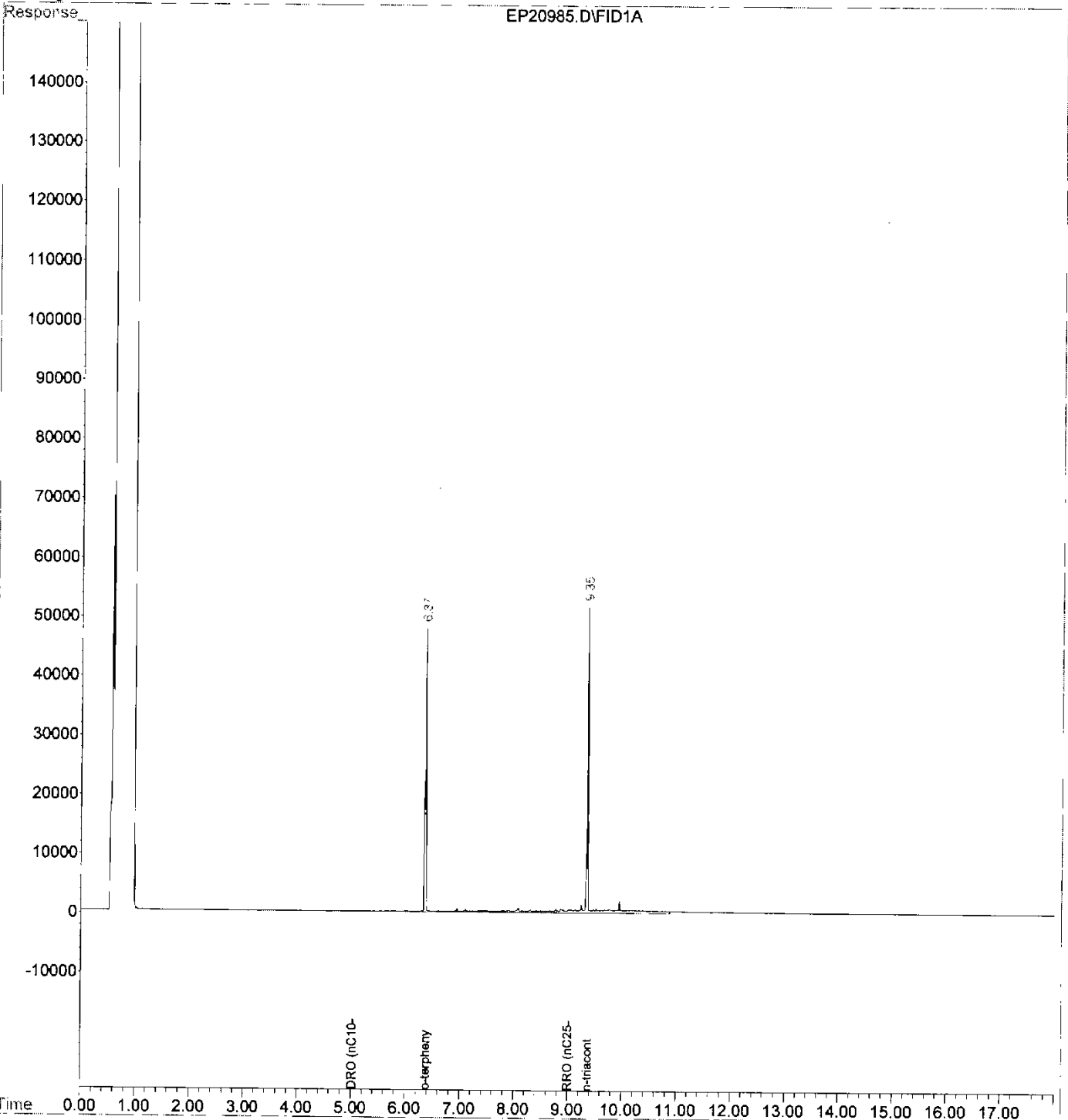
Response via : Multiple Level Calibration

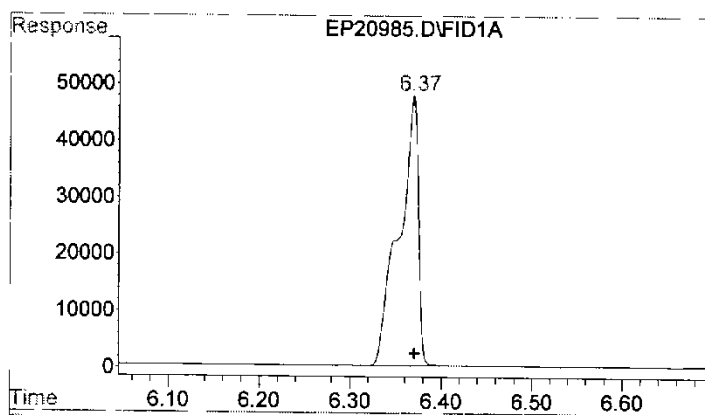
DataAcq Meth : EXTFACTQ.M

Volume Inj. :

Signal Phase :

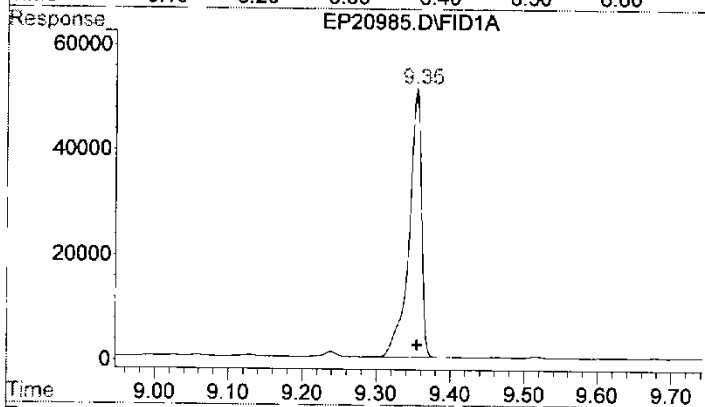
Signal Info :





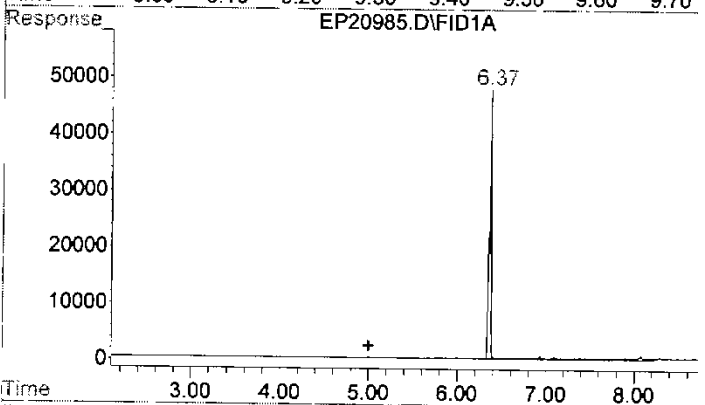
#1 o-terphenyl (S)

R.T.: 6.368 min
 Delta R.T.: -0.003 min
 Response: 694322
 Conc: 19.46 ng/ul



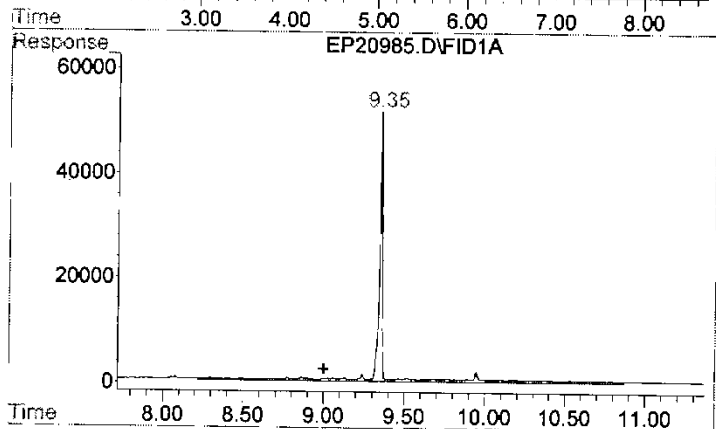
#2 n-triacontane-d62 (S)

R.T.: 9.353 min
 Delta R.T.: -0.002 min
 Response: 596839
 Conc: 19.90 ng/ul



#3 DRO (nC10-<nC25)

R.T.: 5.000 min
 Delta R.T.: 0.000 min
 Response: 298330
 Conc: 6.56 ng/ul m



#4 RRO (nC25-nC36)

R.T.: 9.000 min
 Delta R.T.: 0.000 min
 Response: 645487
 Conc: 27.08 ng/ul m

INITIAL CALIBRATION

Method : G:\METHODS\AKXF0402.M (Chemstation Integrator)
 Title : Ak102/103 front column (04/02/07)
 Last Update : Mon Apr 02 13:46:34 2007
 Response via : Initial Calibration

#	ID	Conc	ISTD Conc	Path\File
1	20	-1.00	0.00	G:\DATA\040207_A\EP20920.D
2	50	50.00	0.00	G:\DATA\040207_A\EP20921.D
3	100	100.00	0.00	G:\DATA\040207_A\EP20922.D
4	500	500.00	0.00	G:\DATA\040207_A\EP20923.D
5	1000	1000.00	0.00	G:\DATA\040207_A\EP20924.D
6	5000	5000.00	0.00	G:\DATA\040207_A\EP20925.D

#	ID	Update Time	Quant Time	Acquisition Time
1	20	Apr 02 13:35 2007	Apr 02 13:35 2007	
2	50	Apr 02 13:36 2007	Apr 02 13:36 2007	
3	100	Apr 02 13:36 2007	Apr 02 13:36 2007	
4	500	Apr 02 13:36 2007	Apr 02 13:36 2007	
5	1000	Apr 02 13:36 2007	Apr 02 13:36 2007	
6	5000	Apr 02 13:37 2007	Apr 02 13:37 2007	

AKXF0402.M

Mon Apr 02 13:49:10 2007

Method : G:\METHODS\AKXF0402.M (Chemstation Integrator)
Title : Ak102/103 front column (04/02/07)
Last Update : Mon Apr 02 13:46:34 2007

Calibration Files

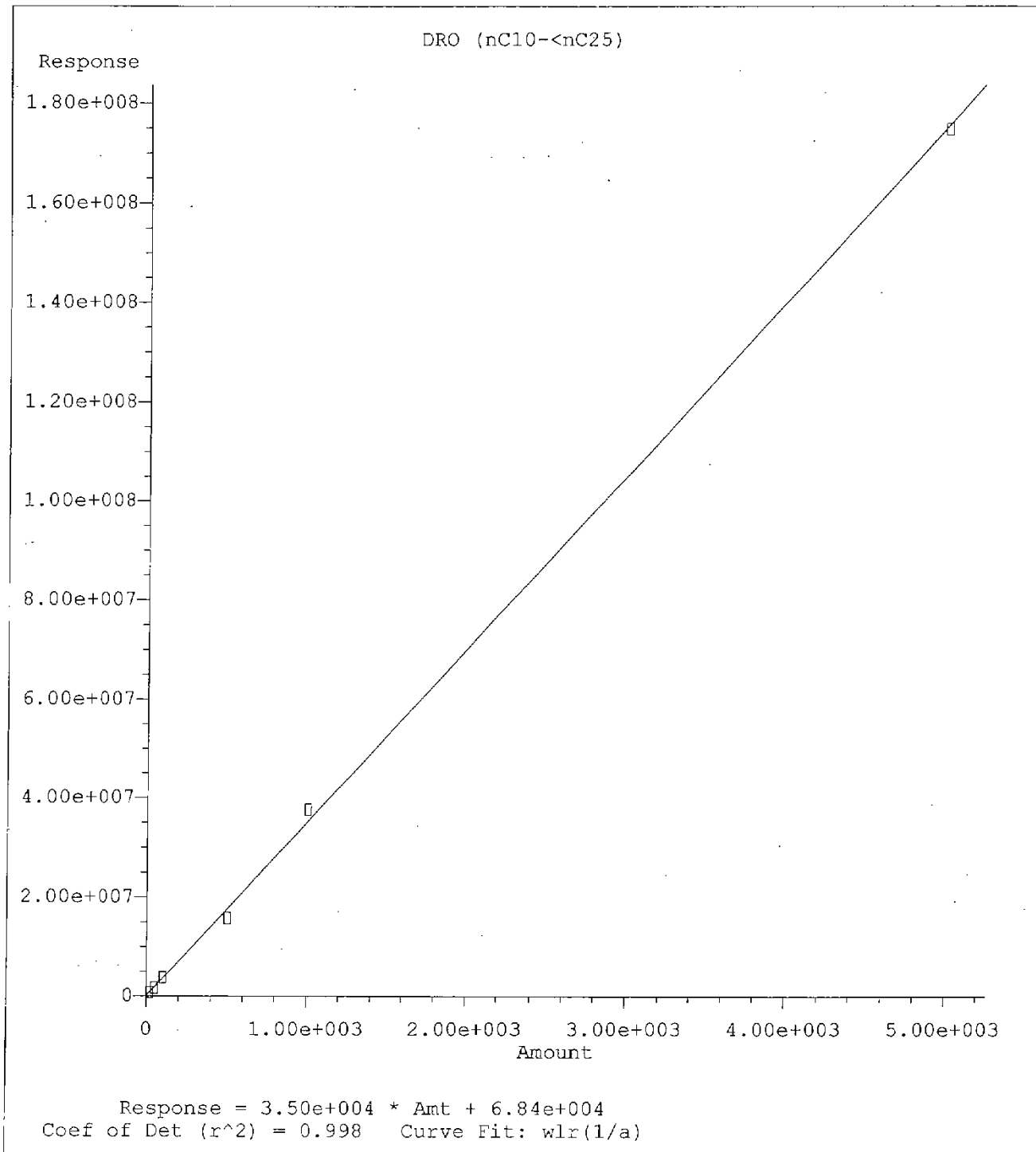
20 =EP20920.D 50 =EP20921.D 100 =EP20922.D
500 =EP20923.D 1000 =EP20924.D 5000 =EP20925.D

Compound	20	50	100	500	1000	5000	Avg	%RSD
1) S o-terphenyl (S)		3.309	3.682	3.307	3.981	3.556	3.567 E4	7.91
2) S n-triacontane-d62 (3.024	3.102	3.058	3.099	2.717	3.000 E4	5.39
3) H DRO (nC10-<nC25)	3.971	3.389	3.828	3.156	3.754	3.488	3.598 E4	8.49
4) H RRO (nC25-nC36)		2.048	1.945	1.728	1.852	1.595	1.834 E4	9.72

Injection Log

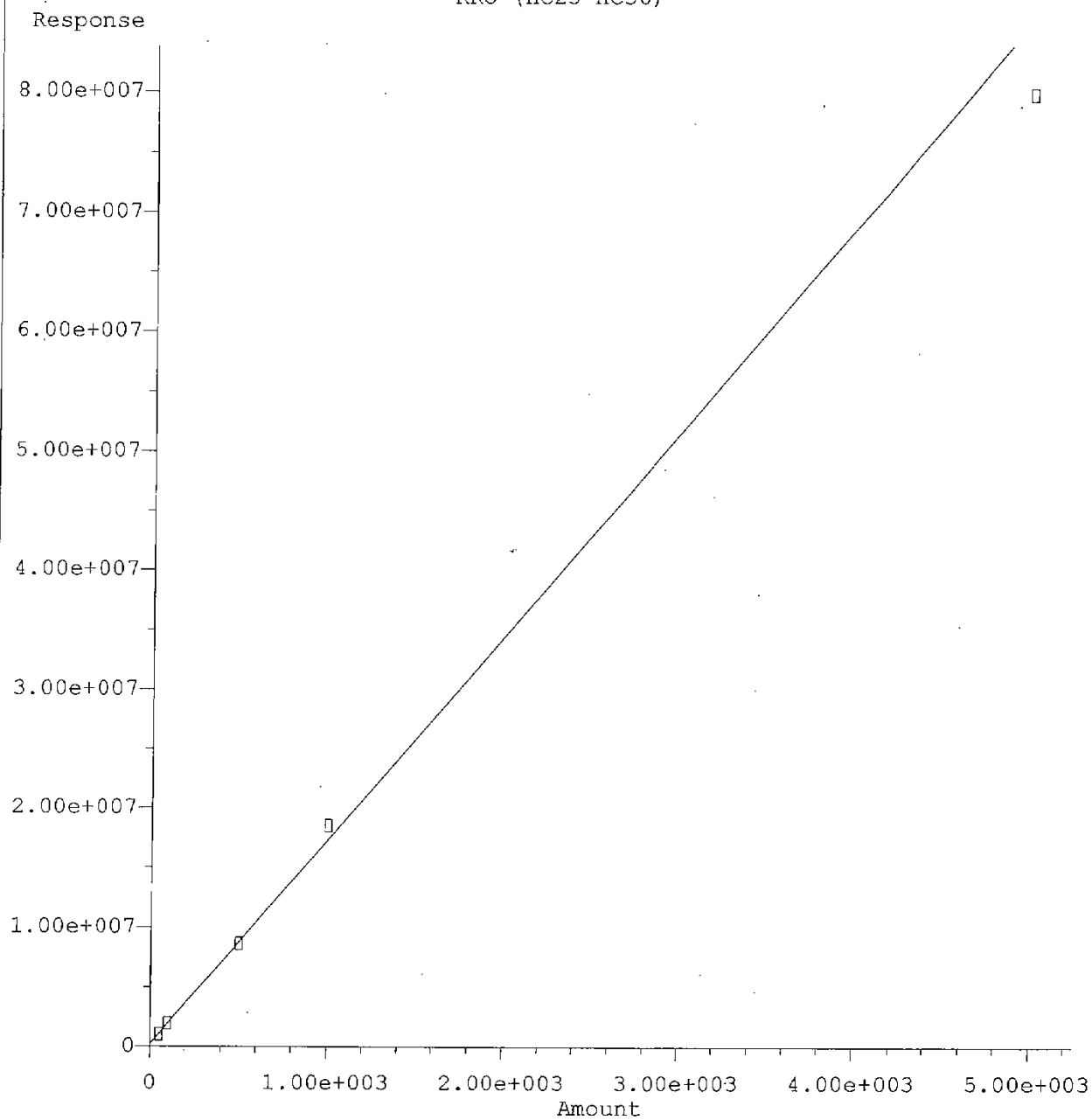
Directory: G:\DATA\040207_A

Line	Vial	FileName	Multiplier	SampleName	Misc Info	Injected
1	1	Ep20918.d	1.	rinse		2 Apr 2007 09:49
2	2	Ep20919.d	1.	1166-88-2 n-alkane rt std		2 Apr 2007 10:10
3	3	Ep20920.d	1.	IC 106693 20 ak102103		2 Apr 2007 10:47
4	4	Ep20921.d	1.	IC 106692 50 ak102103		2 Apr 2007 11:14
5	5	Ep20922.d	1.	IC 106664 100 ak102103		2 Apr 2007 11:41
6	6	Ep20923.d	1.	IC 106663 500 ak102103		2 Apr 2007 12:07
7	7	Ep20924.d	1.	IC 106662 1000 ak102103		2 Apr 2007 12:34
8	8	Ep20925.d	1.	IC 106661 5000 ak102103		2 Apr 2007 13:01
9	9	Ep20926.d	1.	ICV 106694 500 ak102103		2 Apr 2007 13:27



Method Name: G:\METHODS\AKXF0402.M
Calibration Table Last Updated: Mon Apr 02 13:46:34 2007

RRO (nC25-nC36)



Response = 1.71e+004 * Amt + 1.82e+005
Coef of Det (r^2) = 0.996 Curve Fit: wlr(1/a^2)

Method Name: G:\METHODS\AKXF0402.M
Calibration Table Last Updated: Mon Apr 02 13:46:34 2007

Data File : G:\DATA\040207 A\EP20919.D Vial: 2
 Acq On : 2 Apr 2007 10:10 Operator: RBF
 Sample : 1166-88-2 n-alkane rt std Inst : SEA016
 Misc : Multiplr: 1.00
 IntFile : events.e
 Quant Time: Apr 2 13:52 2007 Quant Results File: AKXF0402.RES

Quant Method : G:\METHODS\AKXF0402.M (Chemstation Integrator)
 Title : Ak102/103 front column (04/02/07)
 Last Update : Mon Apr 02 13:46:34 2007
 Response via : Initial Calibration
 DataAcq Meth : FACQ.M

Volume Inj. :
 Signal Phase :
 Signal Info :

Compound	R.T.	Response	Conc Units

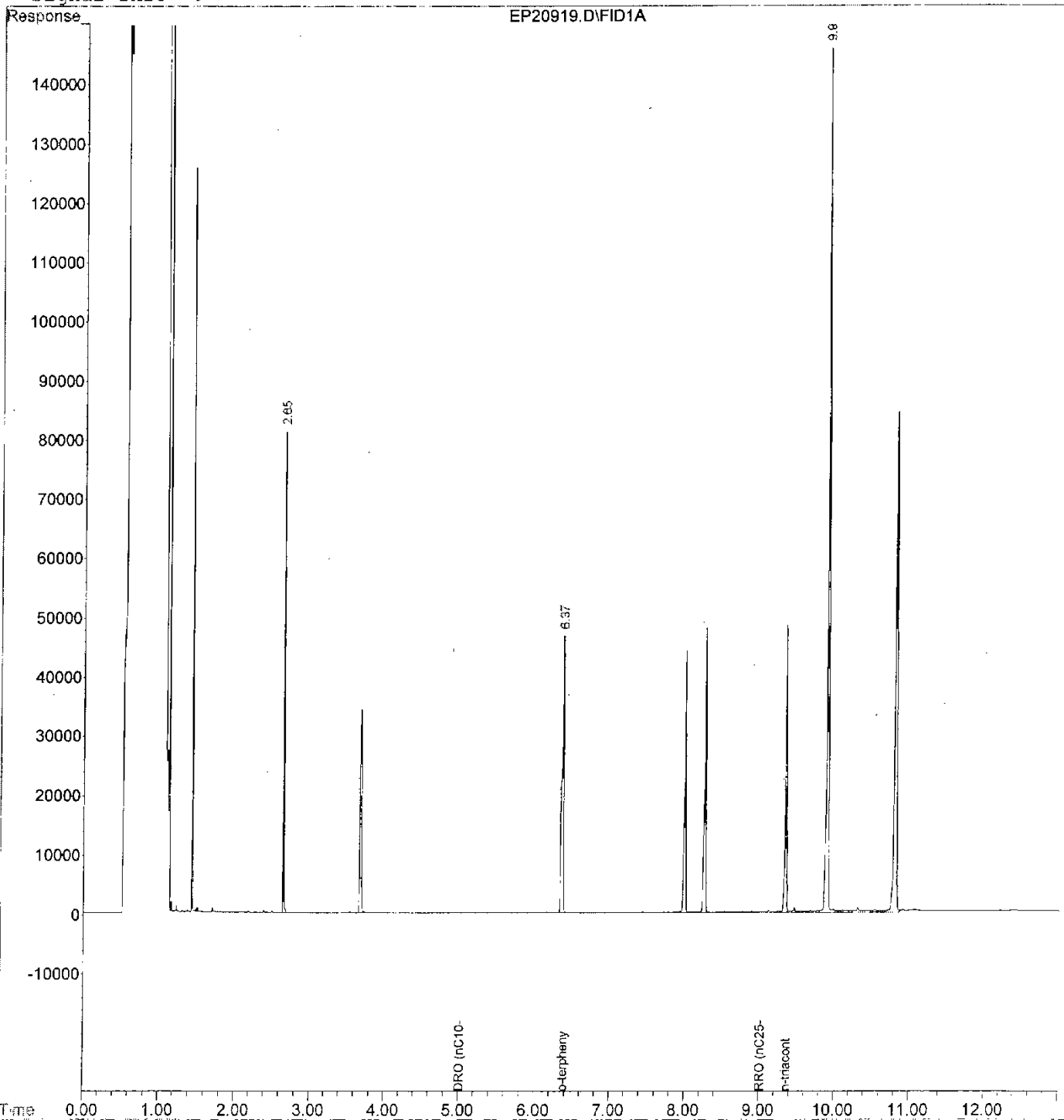
System Monitoring Compounds			
1) S o-terphenyl (S)	6.37	674431	18.907 ng/ul
2) S n-triacontane-d62 (S)	9.35	564627	18.822 ng/ul
Target Compounds			
3) H DRO (nC10-<nC25)	5.00	1793281	49.239 ng/ul
4) H RRO (nC25-nC36)	9.00	4405872	246.605 ng/ul

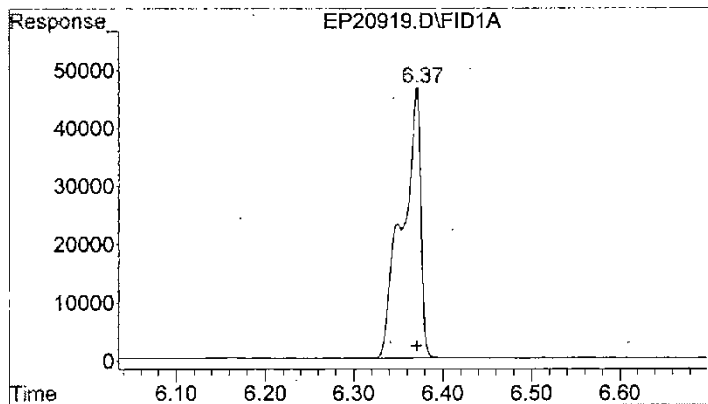
Data File : G:\DATA\040207 A\EP20919.D
Acq On : 2 Apr 2007 10:10
Sample : 1166-88-2 n-alkane rt std
Misc :
IntFile : events.e
Quant Time: Apr 2 13:52 2007 Quant Results File: AKXF0402.RES

Vial: 2
Operator: RBF
Inst : SEA016
Multiplr: 1.00

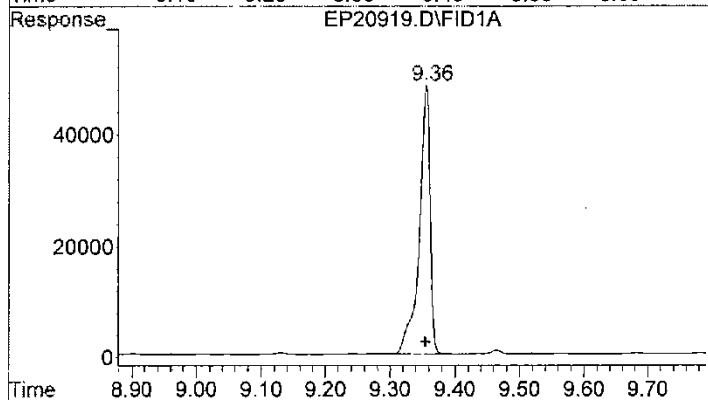
Quant Method : G:\METHODS\AKXF0402.M (Chemstation Integrator)
Title : Ak102/103 front column (04/02/07)
Last Update : Mon Apr 02 13:46:34 2007
Response via : Multiple Level Calibration
DataAcq Meth : FACQ.M

Volume Inj. :
Signal Phase :
Signal Info :

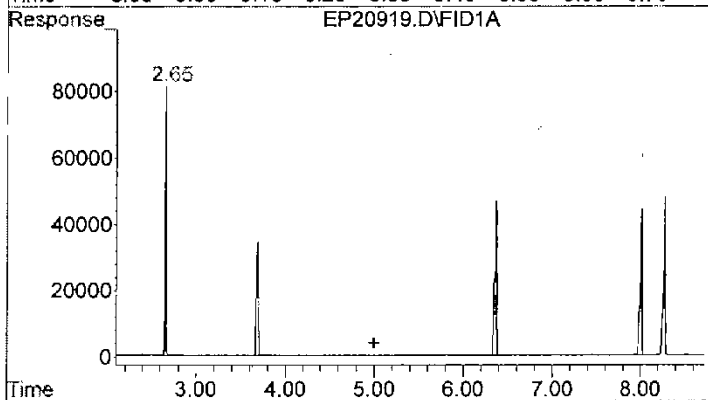




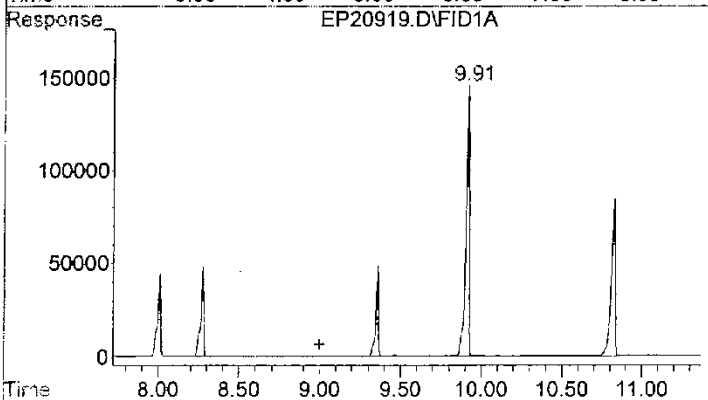
#1 o-terphenyl (S)
 R.T.: 6.369 min
 Delta R.T.: -0.001 min
 Response: 674431
 Conc: 18.91 ng/ul



#2 n-triacontane-d62 (S)
 R.T.: 9.355 min
 Delta R.T.: 0.000 min
 Response: 564627
 Conc: 18.82 ng/ul



#3 DRO (nC10-<nC25)
 R.T.: 5.000 min
 Delta R.T.: 0.000 min
 Response: 1793281
 Conc: 49.24 ng/ul m



#4 RRO (nC25-nC36)
 R.T.: 9.000 min
 Delta R.T.: 0.000 min
 Response: 4405872
 Conc: 246.61 ng/ul m

Data File : G:\DATA\040207_A\EP20920.D
 Acq On : 2 Apr 2007 10:47
 Sample : IC 106693 20 ak102103
 Misc :
 IntFile : events.e
 Quant Time: Apr 2 13:47 2007

Vial: 3
 Operator: RBF
 Inst : SEA016
 Multiplr: 1.00

Quant Results File: AKXF0402.RES

Quant Method : G:\METHODS\AKXF0402.M (Chemstation Integrator)
 Title : Ak102/103 front column (04/02/07)
 Last Update : Mon Apr 02 13:46:34 2007
 Response via : Initial Calibration
 DataAcq Meth : EXTEACQ.M

Volume Inj. :
 Signal Phase :
 Signal Info :

Compound	R.T.	Response	Conc Units
System Monitoring Compounds			
1) S o-terphenyl (S)	6.37	27657	0.775 ng/ulm
2) S n-triacontane-d62 (S)	9.36	23120	0.771 ng/ulm
Target Compounds			
3) H DRO (nC10-<nC25)	5.00	795937	20.768 ng/ul
4) H RRO (nC25-nC36)	9.00	530762	20.378 ng/ul

Handwritten signature

Data File : G:\DATA\040207_A\EP20920.D

Vial: 3

Acq On : 2 Apr 2007 10:47

Operator: RBF

Sample : IC 106693 20 ak102103

Inst : SEA016

Misc :

Multiplr: 1.00

IntFile : events.e

Quant Time: Apr 2 13:47 2007 Quant Results File: AKXF0402.RES

Quant Method : G:\METHODS\AKXF0402.M (Chemstation Integrator)

Title : Ak102/103 front column (04/02/07)

Last Update : Mon Apr 02 13:46:34 2007

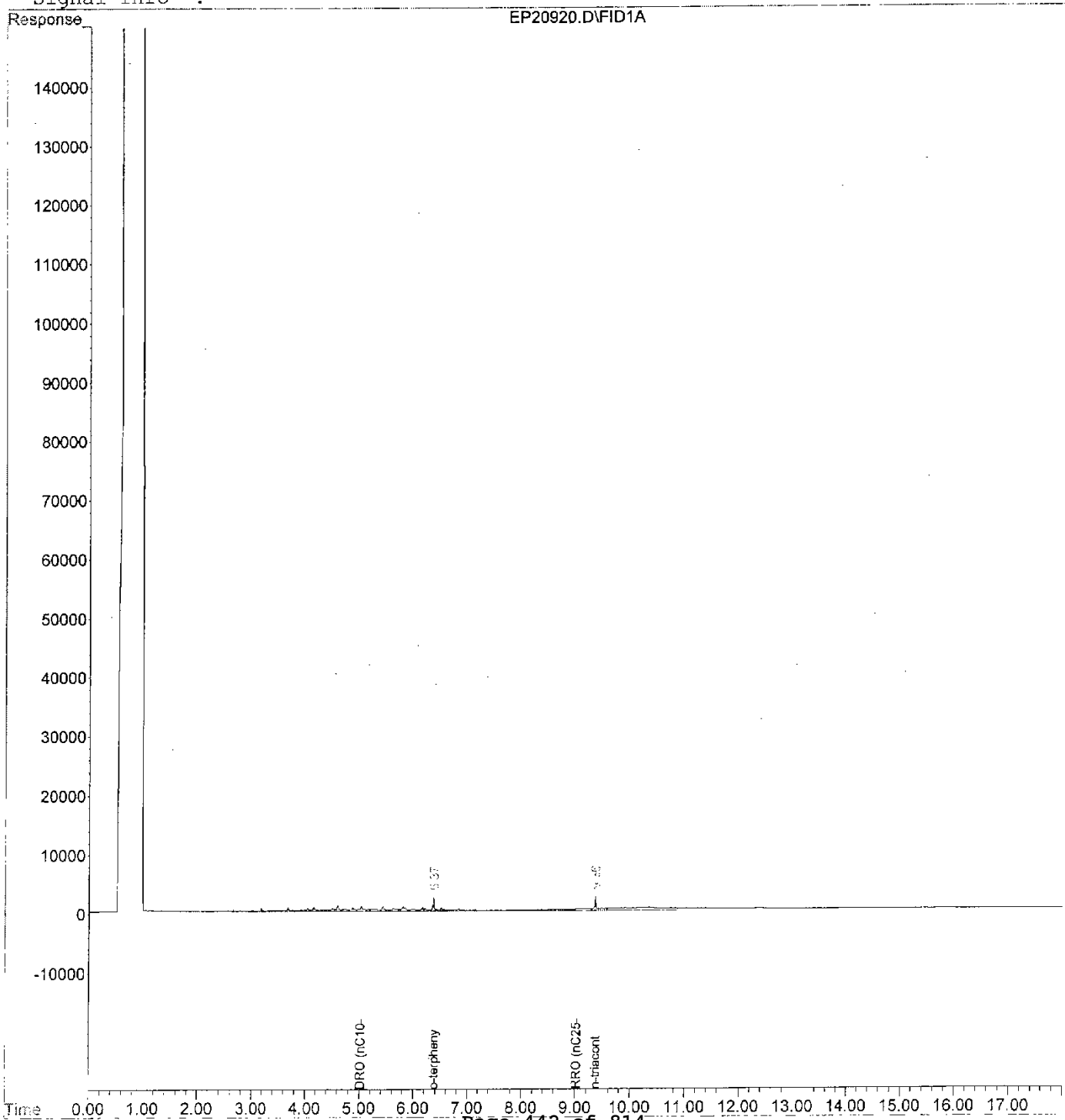
Response via : Multiple Level Calibration

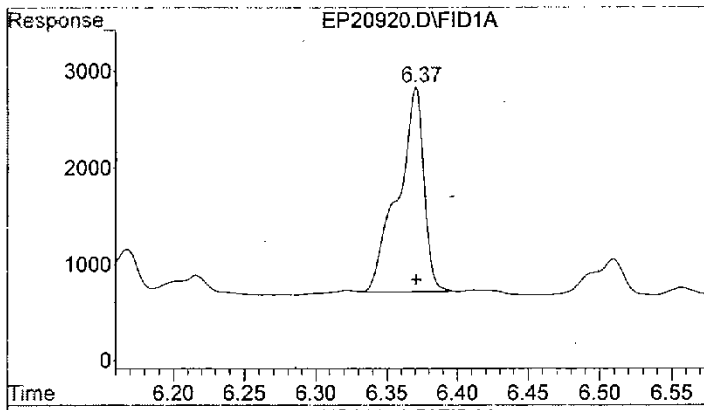
DataAcq Meth : EXTFACQ.M

Volume Inj. :

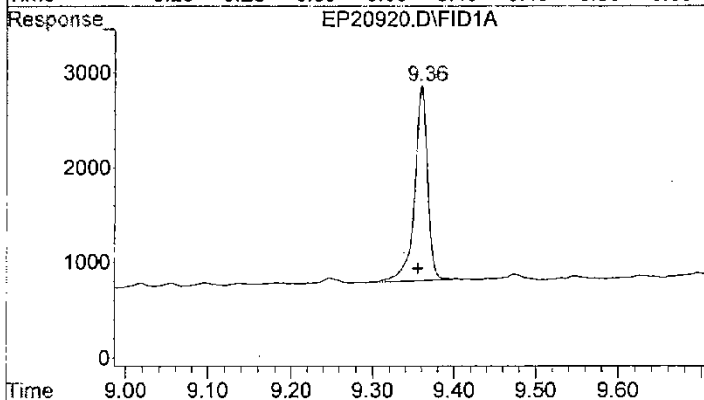
Signal Phase :

Signal Info :

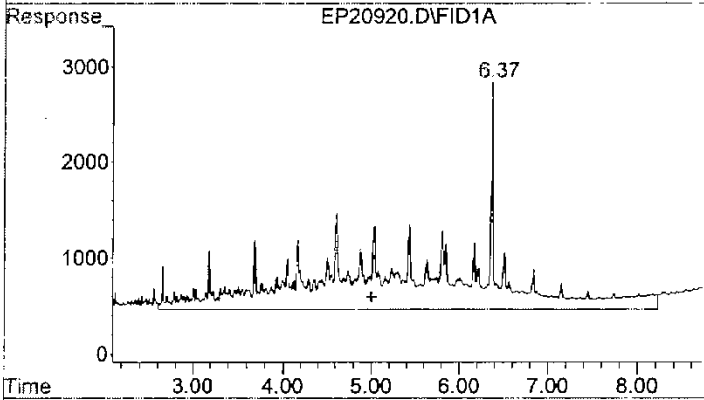




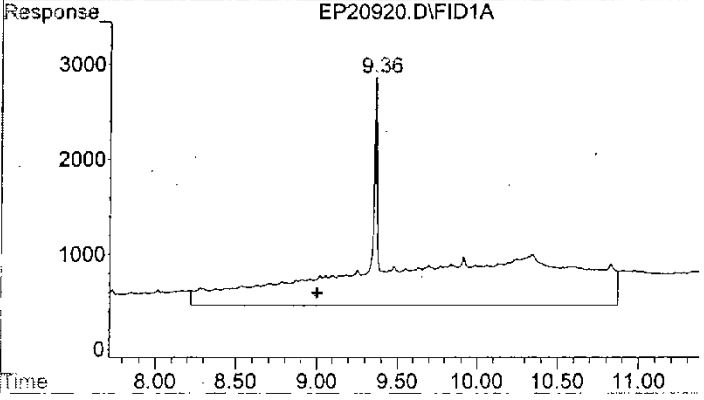
#1 o-terphenyl (S)
 R.T.: 6.370 min
 Delta R.T.: 0.000 min
 Response: 27657
 Conc: 0.78 ng/ul m



#2 n-triacontane-d62 (S)
 R.T.: 9.359 min
 Delta R.T.: 0.004 min
 Response: 23120
 Conc: 0.77 ng/ul m



#3 DRO (nC10-<nC25)
 R.T.: 5.000 min
 Delta R.T.: 0.000 min
 Response: 795937
 Conc: 20.77 ng/ul m



#4 RRO (nC25-nC36)
 R.T.: 9.000 min
 Delta R.T.: 0.000 min
 Response: 530762
 Conc: 20.38 ng/ul m

Data File : G:\DATA\040207 A\EP20921.D Vial: 4
 Acq On : 2 Apr 2007 11:14 Operator: RBF
 Sample : IC 106692 50 ak102103 Inst : SEA016
 Misc : Multiplr: 1.00
 IntFile : events.e
 Quant Time: Apr 2 13:48 2007 Quant Results File: AKXF0402.RES

Quant Method : G:\METHODS\AKXF0402.M (Chemstation Integrator)
 Title : Ak102/103 front column (04/02/07)
 Last Update : Mon Apr 02 13:46:34 2007
 Response via : Initial Calibration
 DataAcq Meth : EXTFACQ.M

Volume Inj. :
 Signal Phase :
 Signal Info :

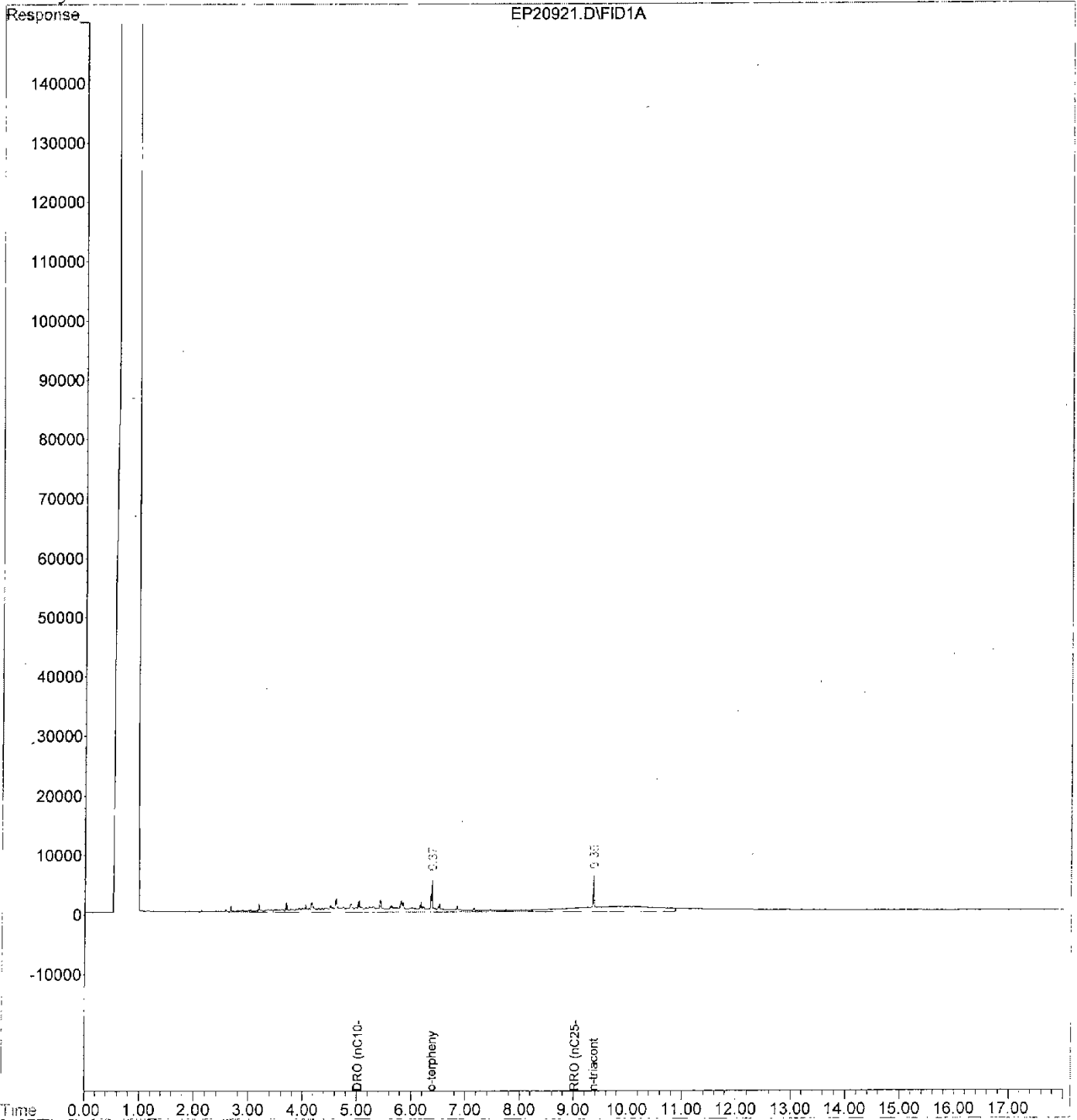
Compound	R.T.	Response	Conc Units
System Monitoring Compounds			
1) S o-terphenyl (S)	6.37	67309	1.887 ng/ul
2) S n-triacontane-d62 (S)	9.35	60897	2.030 ng/ul
Target Compounds			
3) H DRO (nC10-<nC25)	5.00	1698946	46.546 ng/ul
4) H RRO (nC25-nC36)	9.00	1024221	49.186 ng/ul

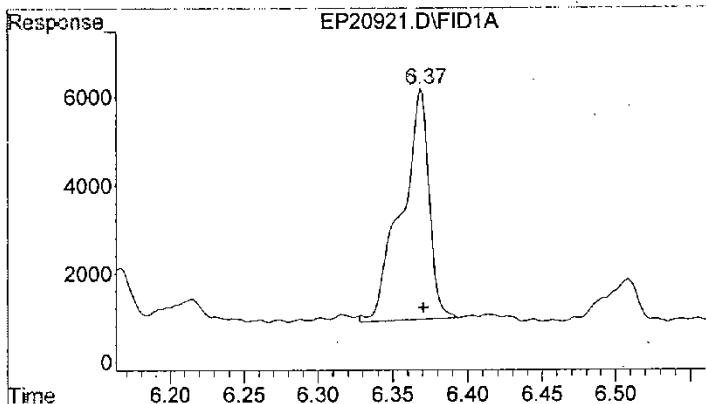
Data File : G:\DATA\040207 A\EP20921.D
Acq On : 2 Apr 2007 11:14
Sample : IC 106692 50 ak102103
Misc :
IntFile : events.e
Quant Time: Apr 2 13:48 2007

Vial: 4
Operator: RBF
Inst : SEA016
Multiplr: 1.00

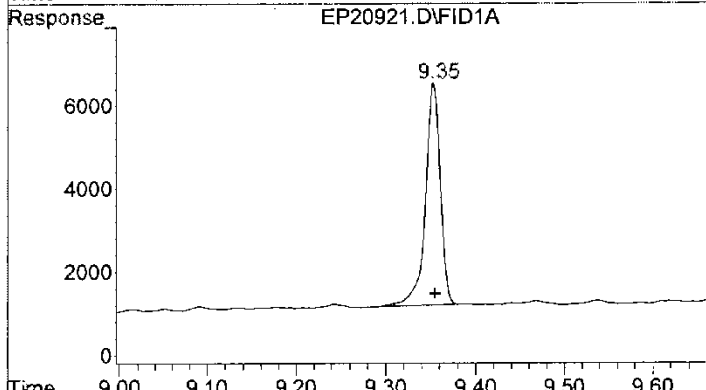
Quant Method : G:\METHODS\AKXF0402.M (Chemstation Integrator)
Title : Ak102/103 front column (04/02/07)
Last Update : Mon Apr 02 13:46:34 2007
Response via : Multiple Level Calibration
DataAcq Meth : EXTFACQ.M

Volume Inj. :
Signal Phase :
Signal Info :

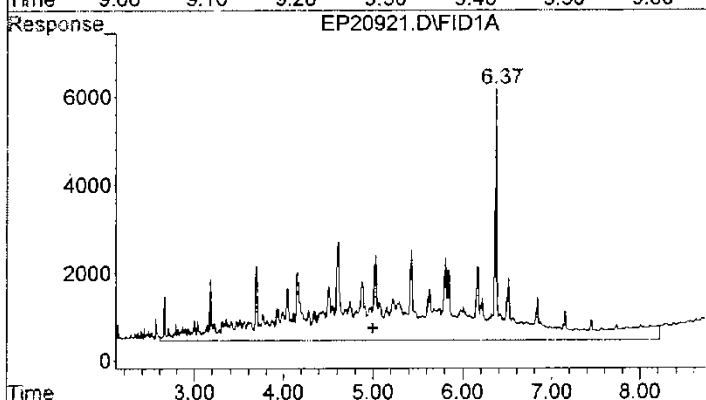




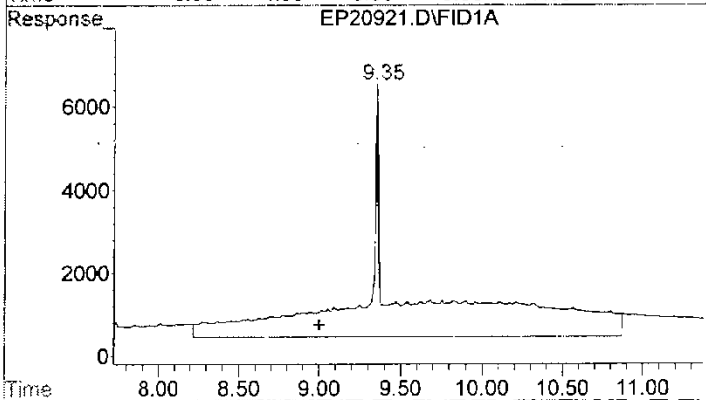
#1 o-terphenyl (S)
 R.T.: 6.368 min
 Delta R.T.: -0.003 min
 Response: 67309
 Conc: 1.89 ng/ul



#2 n-triacontane-d62 (S)
 R.T.: 9.354 min
 Delta R.T.: -0.001 min
 Response: 60897
 Conc: 2.03 ng/ul



#3 DRO (nC10-<nC25)
 R.T.: 5.000 min
 Delta R.T.: 0.000 min
 Response: 1698946
 Conc: 46.55 ng/ul m



#4 RRO (nC25-nC36)
 R.T.: 9.000 min
 Delta R.T.: 0.000 min
 Response: 1024221
 Conc: 49.19 ng/ul m

Data File : G:\DATA\040207_A\EP20922.D Vial: 5
 Acq On : 2 Apr 2007 11:41 Operator: RBF
 Sample : IC 106664 100 ak102103 Inst : SEA016
 Misc : Multiplr: 1.00
 IntFile : events.e
 Quant Time: Apr 2 13:48 2007 Quant Results File: AKXF0402.RES

Quant Method : G:\METHODS\AKXF0402.M (Chemstation Integrator)
 Title : Ak102/103 front column (04/02/07)
 Last Update : Mon Apr 02 13:46:34 2007
 Response via : Initial Calibration
 DataAcq Meth : EXTFACQ.M

Volume Inj. :
 Signal Phase :
 Signal Info :

Compound	R.T.	Response	Conc Units
System Monitoring Compounds			
1) S o-terphenyl (S)	6.37	149789	4.199 ng/ul
2) S n-triacontane-d62 (S)	9.35	124959	4.166 ng/ul
Target Compounds			
3) H DRO (nC10-<nC25)	5.00	3837889	107.606 ng/ul
4) H RRO (nC25-nC36)	9.00	1945071	102.945 ng/ul

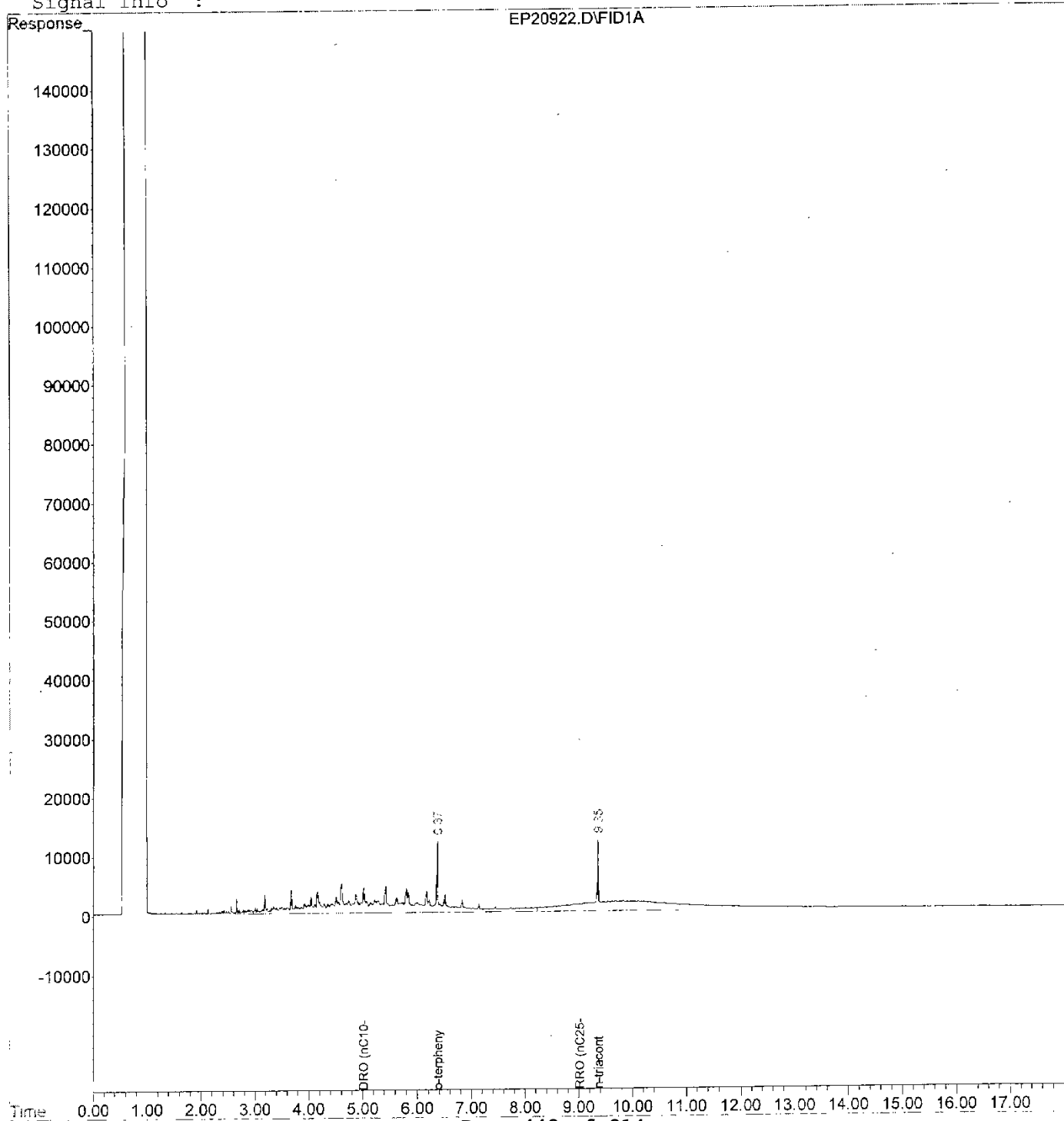
Data File : G:\DATA\040207 A\EP20922.D
 Acq On : 2 Apr 2007 11:41
 Sample : IC 106664 100 ak102103
 Misc :
 IntFile : events.e
 Quant Time: Apr 2 13:48 2007

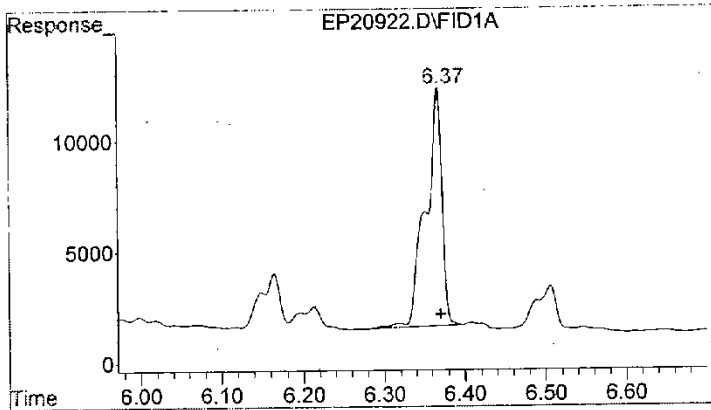
Vial: 5
 Operator: RBF
 Inst : SEA016
 Multiplr: 1.00

Quant Results File: AKXF0402.RES

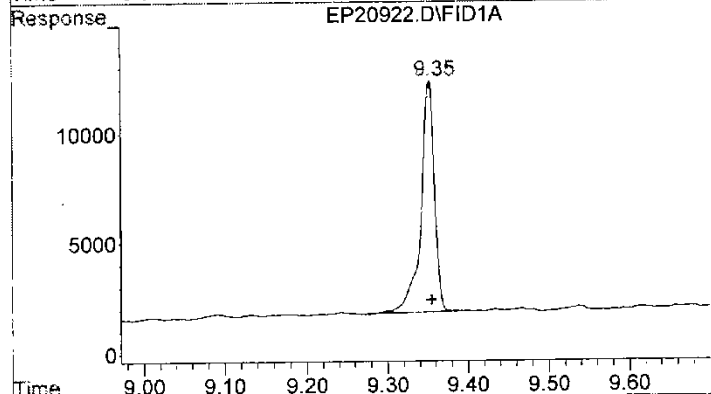
Quant Method : G:\METHODS\AKXF0402.M (Chemstation Integrator)
 Title : Ak102/103 front column (04/02/07)
 Last Update : Mon Apr 02 13:46:34 2007
 Response via : Multiple Level Calibration
 DataAcq Meth : EXTFACQ.M

Volume Inj. :
 Signal Phase :
 Signal Info :

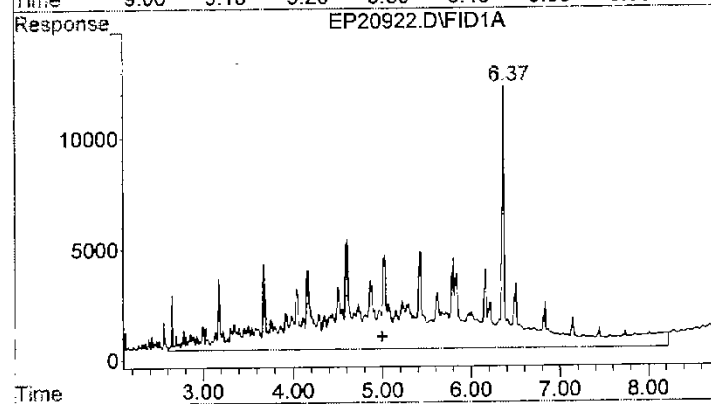




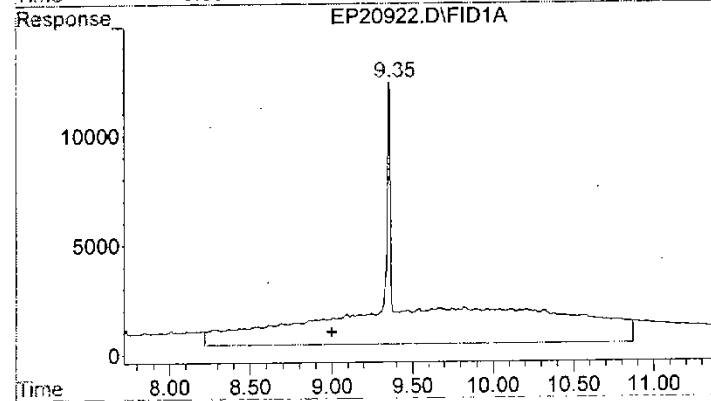
#1 o-terphenyl (S)
 R.T.: 6.367 min
 Delta R.T.: -0.004 min
 Response: 149789
 Conc: 4.20 ng/ul



#2 n-triacontane-d62 (S)
 R.T.: 9.353 min
 Delta R.T.: -0.003 min
 Response: 124959
 Conc: 4.17 ng/ul



#3 DRO (nC10-<nC25)
 R.T.: 5.000 min
 Delta R.T.: 0.000 min
 Response: 3837889
 Conc: 107.61 ng/ul m



#4 RRO (nC25-nC36)
 R.T.: 9.000 min
 Delta R.T.: 0.000 min
 Response: 1945071
 Conc: 102.94 ng/ul m

Data File : G:\DATA\040207_A\EP20923.D Vial: 6
 Acq On : 2 Apr 2007 12:07 Operator: RBF
 Sample : IC 106663 500 ak102103 Inst : SEA016
 Misc : Multiplr: 1.00
 IntFile : events.e
 Quant Time: Apr 2 13:48 2007 Quant Results File: AKXF0402.RES

Quant Method : G:\METHODS\AKXF0402.M (Chemstation Integrator)
 Title : Ak102/103 front column (04/02/07)
 Last Update : Mon Apr 02 13:46:34 2007
 Response via : Initial Calibration
 DataAcq Meth : EXTFACQ.M

Volume Inj. :
 Signal Phase :
 Signal Info :

Compound	R.T.	Response	Conc Units
System Monitoring Compounds			
1) S o-terphenyl (S)	6.38	672725	18.859 ng/ul
2) S n-triacontane-d62 (S)	9.36	615820	20.528 ng/ul
Target Compounds			
3) H DRO (nC10-<nC25)	5.00	15824554	449.789 ng/ul
4) H RRO (nC25-nC36)	9.00	8639147	493.742 ng/ul

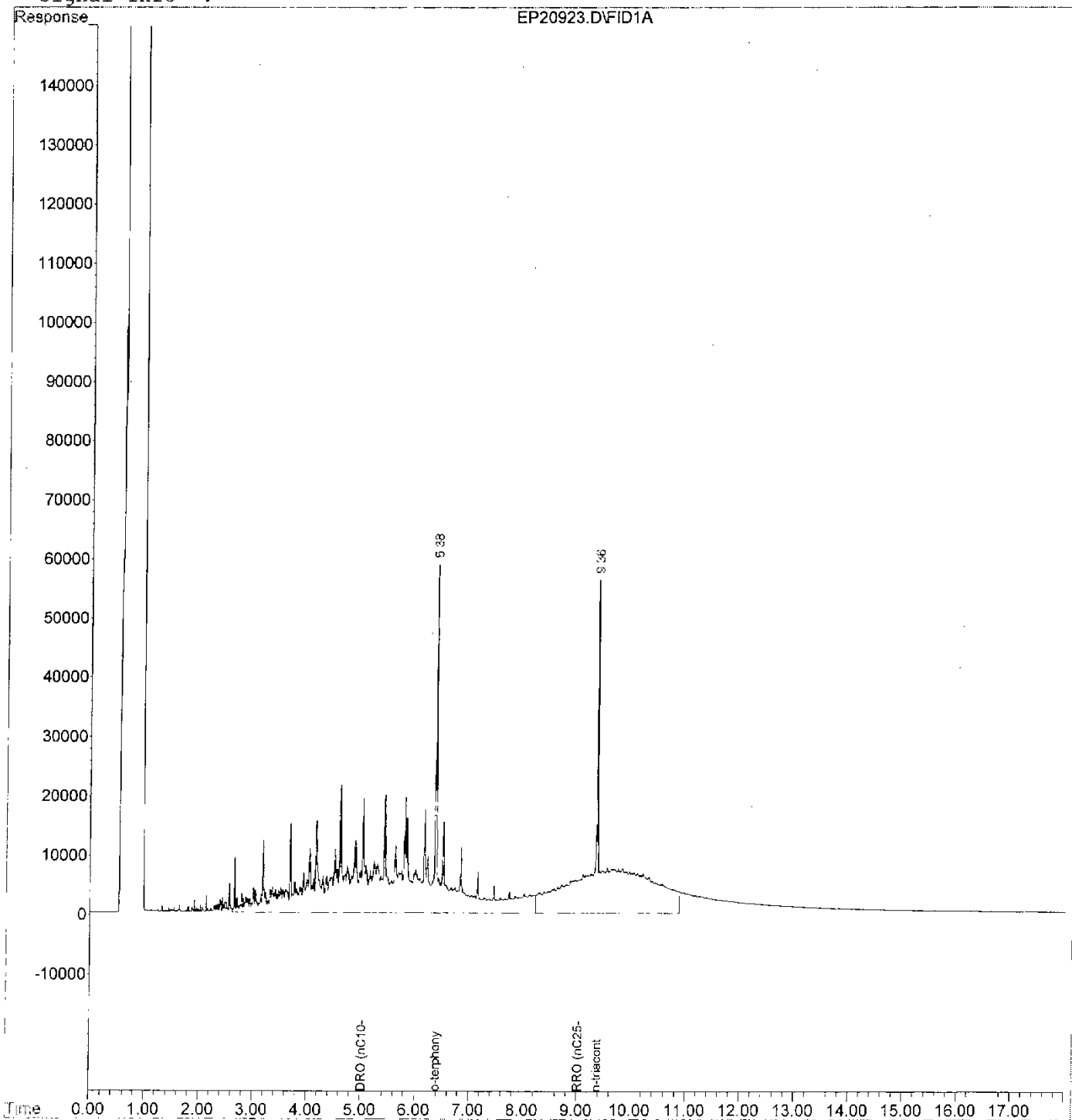
Data File : G:\DATA\040207 A\EP20923.D
 Acq On : 2 Apr 2007 12:07
 Sample : IC 106663 500 ak102103
 Misc :
 IntFile : events.e
 Quant Time: Apr 2 13:48 2007

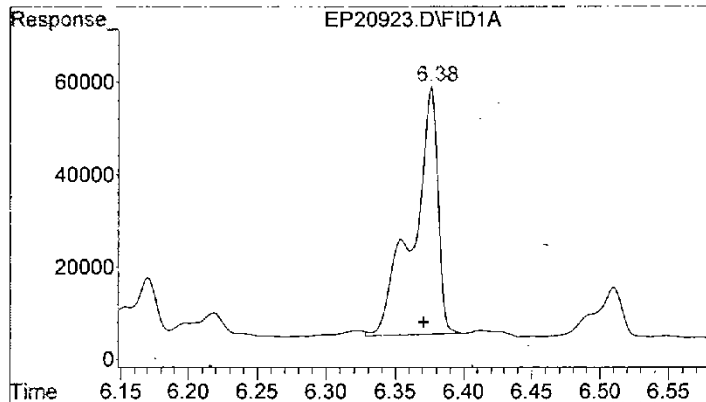
Vial: 6
 Operator: RBF
 Inst : SEA016
 Multiplr: 1.00

Quant Results File: AKXF0402.RES

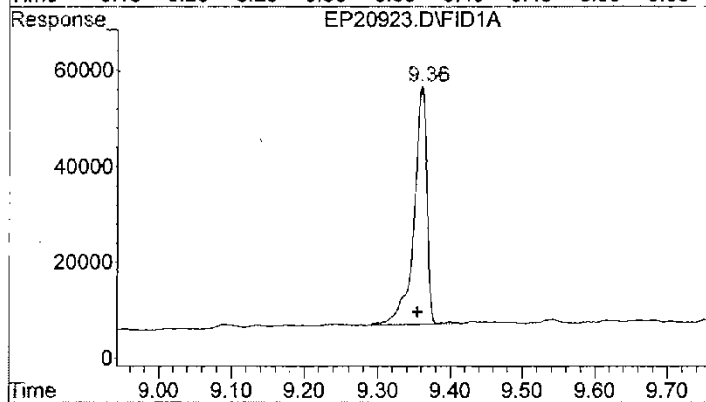
Quant Method : G:\METHODS\AKXF0402.M (Chemstation Integrator)
 Title : Ak102/103 front column (04/02/07)
 Last Update : Mon Apr 02 13:46:34 2007
 Response via : Multiple Level Calibration
 DataAcq Meth : EXTFACT.M

Volume Inj. :
 Signal Phase :
 Signal Info :

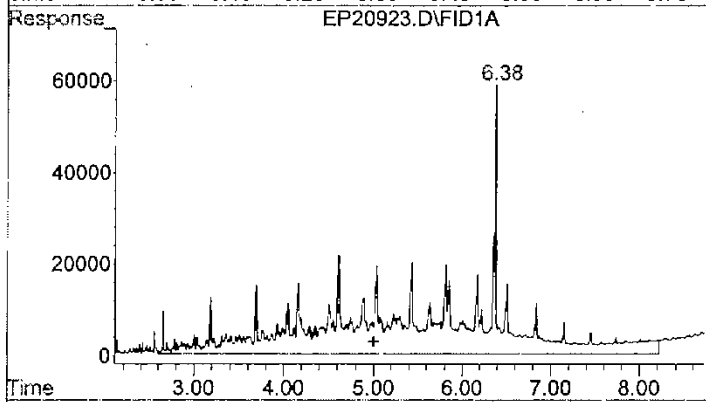




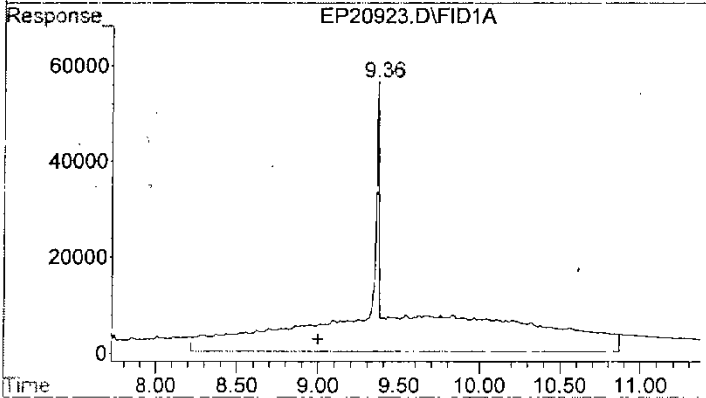
#1 o-terphenyl (S)
 R.T.: 6.375 min
 Delta R.T.: 0.005 min
 Response: 672725
 Conc: 18.86 ng/ul



#2 n-triacontane-d62 (S)
 R.T.: 9.360 min
 Delta R.T.: 0.005 min
 Response: 615820
 Conc: 20.53 ng/ul



#3 DRO (nC10-<nC25)
 R.T.: 5.000 min
 Delta R.T.: 0.000 min
 Response: 15824554
 Conc: 449.79 ng/ul m



#4 RRO (nC25-nC36)
 R.T.: 9.000 min
 Delta R.T.: 0.000 min
 Response: 8639147
 Conc: 493.74 ng/ul m

Data File : G:\DATA\040207_A\EP20924.D Vial: 7
Acq On : 2 Apr 2007 12:34 Operator: RBF
Sample : IC 106662 1000 ak102103 Inst : SEA016
Misc : Multiplr: 1.00
IntFile : events.e
Quant Time: Apr 2 13:48 2007 Quant Results File: AKXF0402.RES

Quant Method : G:\METHODS\AKXF0402.M (Chemstation Integrator)
Title : Ak102/103 front column (04/02/07)
Last Update : Mon Apr 02 13:46:34 2007
Response via : Initial Calibration
DataAcq Meth : EXTFACQ.M

Volume Inj. :
Signal Phase :
Signal Info :

Compound	R.T.	Response	Conc Units
System Monitoring Compounds			
1) S o-terphenyl (S)	6.38	1619301	45.395 ng/ul
2) S n-triacontane-d62 (S)	9.37	1248236	41.610 ng/ul
Target Compounds			
3) H DRO (nC10-<nC25)	5.00	37641516	1072.597 ng/ul
4) H RRO (nC25-nC36)	9.00	18517060	1070.410 ng/ul

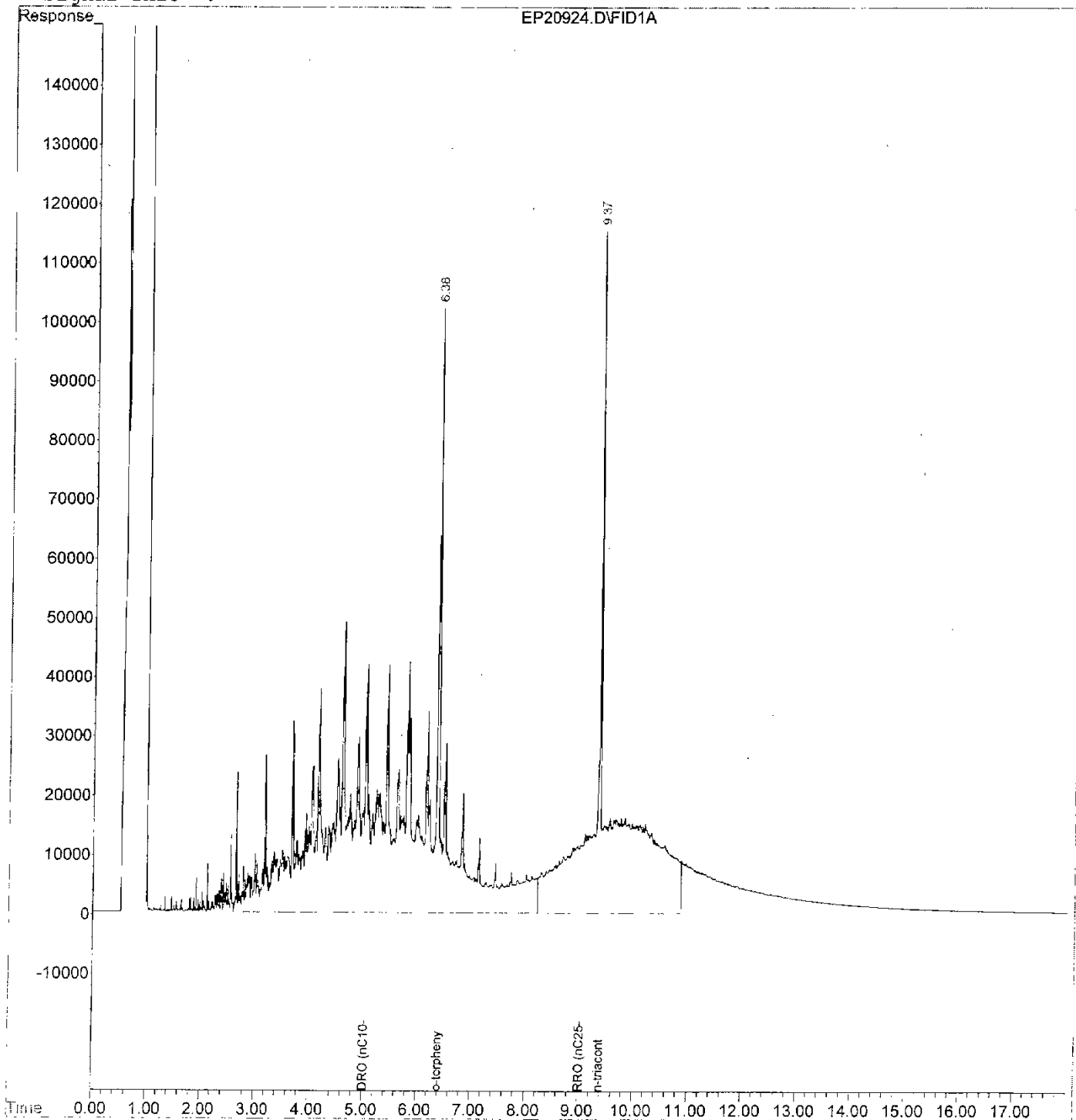
Data File : G:\DATA\040207 A\EP20924.D
 Acq On : 2 Apr 2007 12:34
 Sample : IC 106662 1000 ak102103
 Misc :
 IntFile : events.e

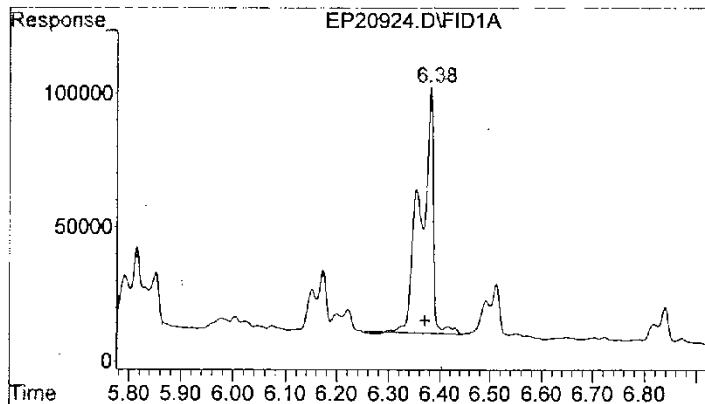
Vial: 7
 Operator: RBF
 Inst : SEA016
 Multiplr: 1.00

Quant Time: Apr 2 13:48 2007 Quant Results File: AKXF0402.RES

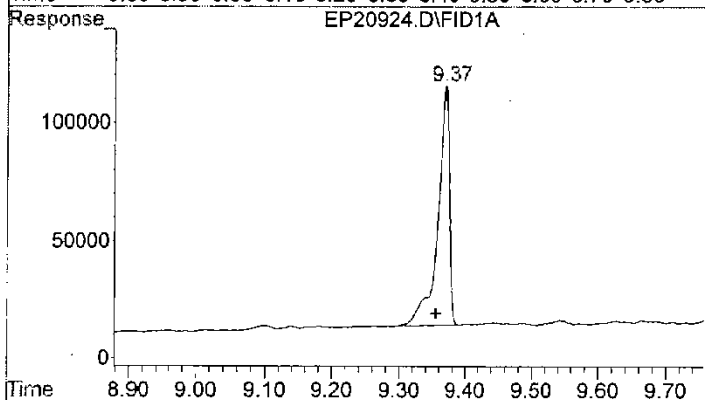
Quant Method : G:\METHODS\AKXF0402.M (Chemstation Integrator)
 Title : Ak102/103 front column (04/02/07)
 Last Update : Mon Apr 02 13:46:34 2007
 Response via : Multiple Level Calibration
 DataAcq Meth : EXTFACT.M

Volume Inj. :
 Signal Phase :
 Signal Info :

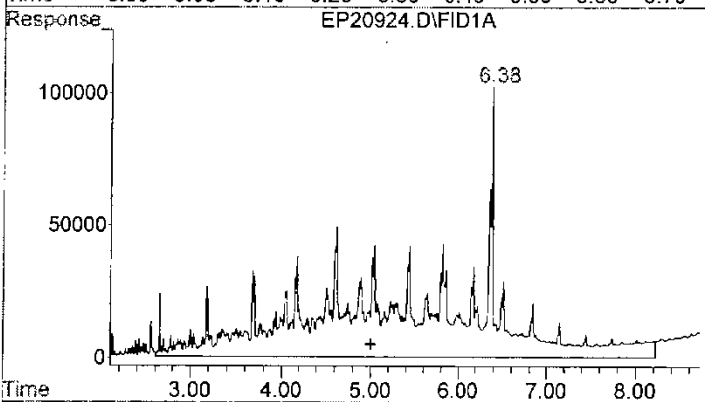




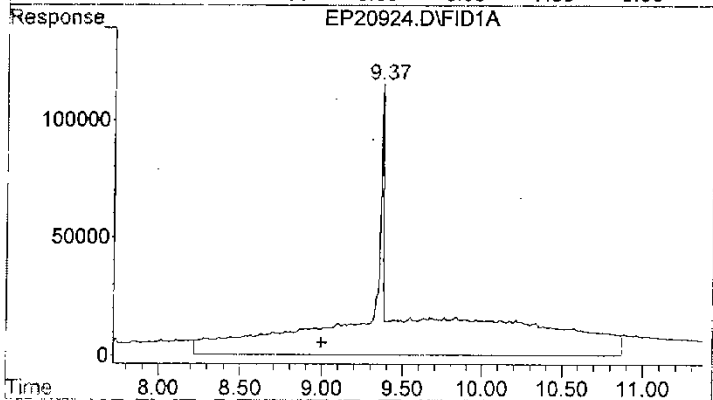
#1 o-terphenyl (S)
 R.T.: 6.380 min
 Delta R.T.: 0.009 min
 Response: 1619301
 Conc: 45.40 ng/ul



#2 n-triacontane-d62 (S)
 R.T.: 9.368 min
 Delta R.T.: 0.013 min
 Response: 1248236
 Conc: 41.61 ng/ul



#3 DRO (nC10-<nC25)
 R.T.: 5.000 min
 Delta R.T.: 0.000 min
 Response: 37641516
 Conc: 1072.60 ng/ul m



#4 RRO (nC25-nC36)
 R.T.: 9.000 min
 Delta R.T.: 0.000 min
 Response: 18517060
 Conc: 1070.41 ng/ul m

Data File : G:\DATA\040207 A\EP20925.D Vial: 8
 Acq On : 2 Apr 2007 13:01 Operator: RBF
 Sample : IC 106661 5000 ak102103 Inst : SEA016
 Misc : Multiplr: 1.00
 IntFile : events.e
 Quant Time: Apr 2 13:48 2007 Quant Results File: AKXF0402.RES

Quant Method : G:\METHODS\AKXF0402.M (Chemstation Integrator)
 Title : Ak102/103 front column (04/02/07)
 Last Update : Mon Apr 02 13:46:34 2007
 Response via : Initial Calibration
 DataAcq Meth : EXTEACQ.M

Volume Inj. :
 Signal Phase :
 Signal Info :

Compound	R.T.	Response	Conc Units
System Monitoring Compounds			
1) S o-terphenyl (S)	6.42f	7235558	202.840 ng/ulm
2) S n-triacontane-d62 (S)	9.41f	5362579	178.762 ng/ulm
Target Compounds			
3) H DRO (nC10-<nC25)	5.00	174890417	4990.636 ng/ul
4) H RRO (nC25-nC36)	9.00	79850788	4651.047 ng/ul

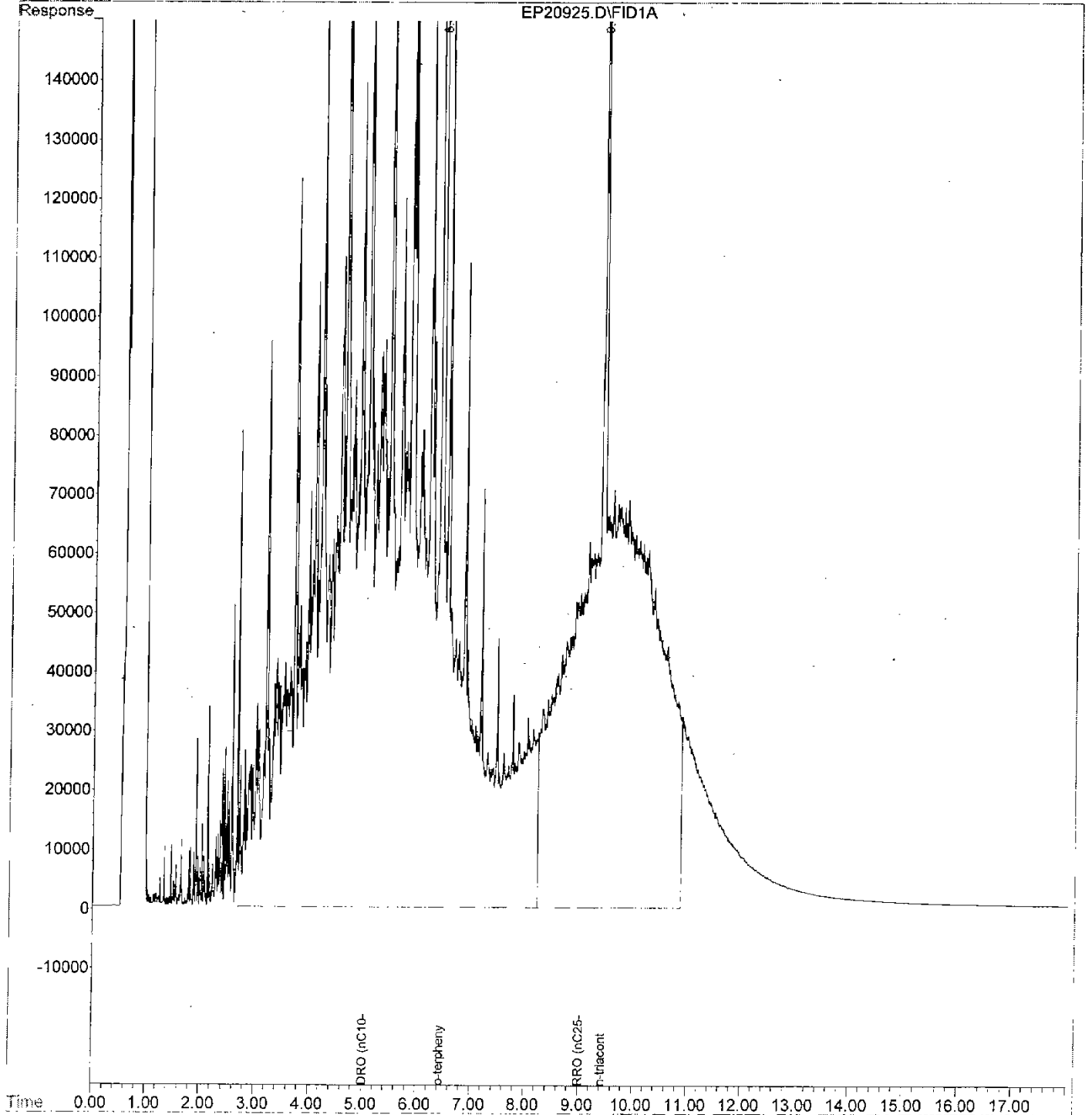
Handwritten signature

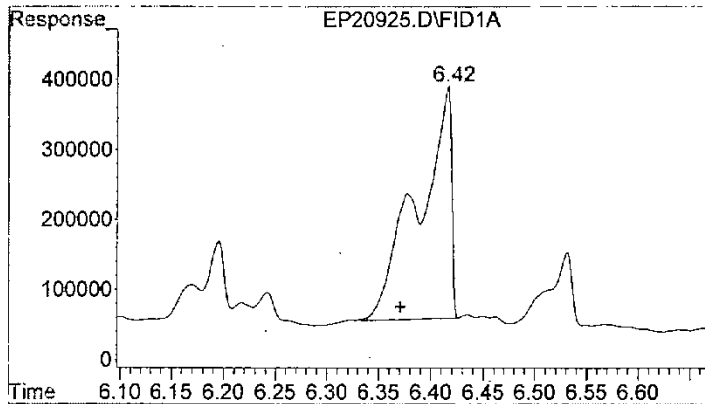
Data File : G:\DATA\040207 A\EP20925.D
Acq On : 2 Apr 2007 13:01
Sample : IC 106661 5000 ak102103
Misc :
IntFile : events.e
Quant Time: Apr 2 13:48 2007 Quant Results File: AKXF0402.RES

Vial: 8
Operator: RBF
Inst : SEA016
Multiplr: 1.00

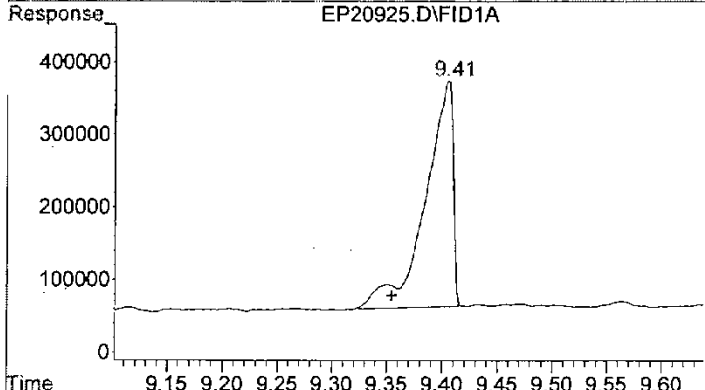
Quant Method : G:\METHODS\AKXF0402.M (Chemstation Integrator)
Title : Ak102/103 front column (04/02/07)
Last Update : Mon Apr 02 13:46:34 2007
Response via : Multiple Level Calibration
DataAcq Meth : EXTFACT.M

Volume Inj. :
Signal Phase :
Signal Info :

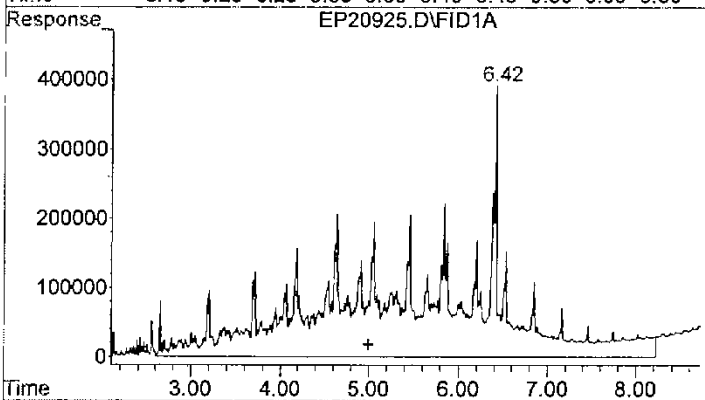




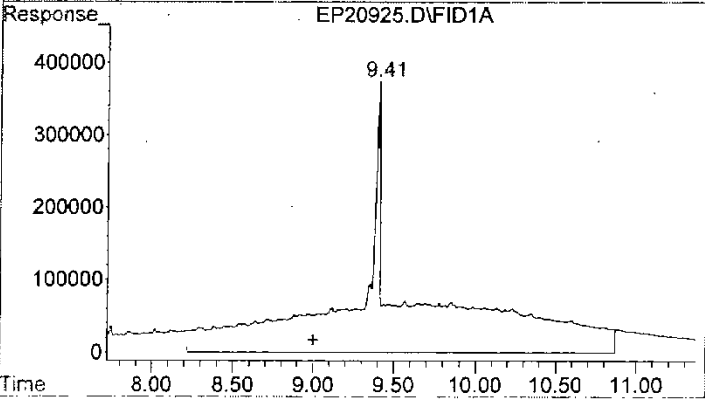
#1 o-terphenyl (S)
 R.T.: 6.416 min
 Delta R.T.: 0.045 min
 Response: 7235558
 Conc: 202.84 ng/ul m



#2 n-triacontane-d62 (S)
 R.T.: 9.405 min
 Delta R.T.: 0.050 min
 Response: 5362579
 Conc: 178.76 ng/ul m



#3 DRO (nC10-<nC25)
 R.T.: 5.000 min
 Delta R.T.: 0.000 min
 Response: 174890417
 Conc: 4990.64 ng/ul m



#4 RRO (nC25-nC36)
 R.T.: 9.000 min
 Delta R.T.: 0.000 min
 Response: 79850788
 Conc: 4651.05 ng/ul m

Data File : G:\DATA\040207 A\EP20926.D Vial: 9
 Acq On : 2 Apr 2007 13:27 Operator: RBF
 Sample : ICV 106694 500 ak102103 Inst : SEA016
 Misc : Multiplr: 1.00
 IntFile : events.e
 Quant Time: Apr 2 13:46 2007 Quant Results File: AKXF0402.RES

Quant Method : G:\METHODS\AKXF0402.M (Chemstation Integrator)
 Title : Ak102/103 front column (04/02/07)
 Last Update : Mon Apr 02 13:46:34 2007
 Response via : Initial Calibration
 DataAcq Meth : EXTFACQ.M

Volume Inj. :
 Signal Phase :
 Signal Info :

Compound	R.T.	Response	Conc Units
System Monitoring Compounds			
1) S o-terphenyl (S)	6.37	754865	21.162 ng/ul
2) S n-triacontane-d62 (S)	9.36	614285	20.477 ng/ul
Target Compounds			
3) H DRO (nC10-<nC25)	5.00	19207649	546.366 ng/ul
4) H RRO (nC25-nC36)	9.00	10769806	618.129 ng/ul

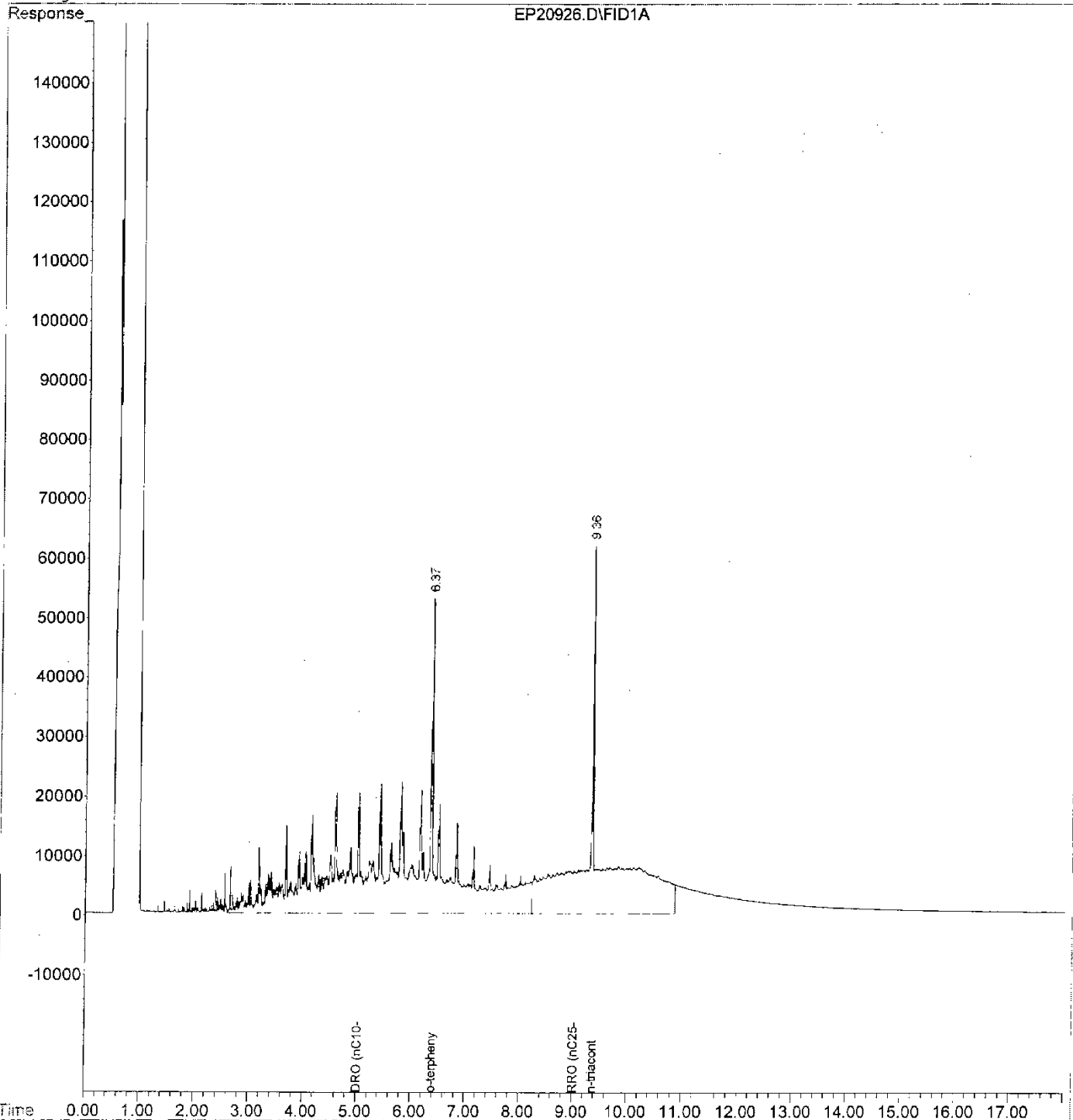
Data File : G:\DATA\040207 A\EP20926.D
Acq On : 2 Apr 2007 13:27
Sample : ICV 106694 500 ak102103
Misc :
IntFile : events.e
Quant Time: Apr 2 13:46 2007

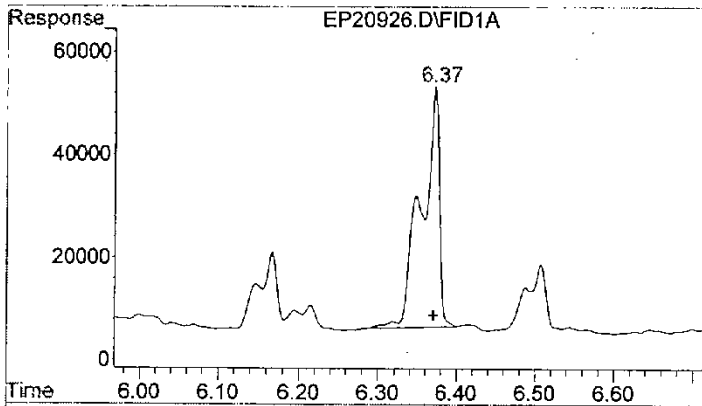
Vial: 9
Operator: RBF
Inst : SEA016
Multiplr: 1.00

Quant Results File: AKXF0402.RES

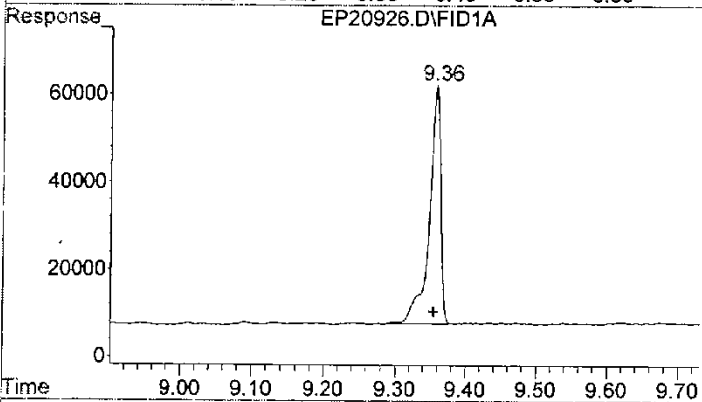
Quant Method : G:\METHODS\AKXF0402.M (Chemstation Integrator)
Title : Ak102/103 front column (04/02/07)
Last Update : Mon Apr 02 13:46:34 2007
Response via : Multiple Level Calibration
DataAcq Meth : EXTACQ.M

Volume Inj. :
Signal Phase :
Signal Info :

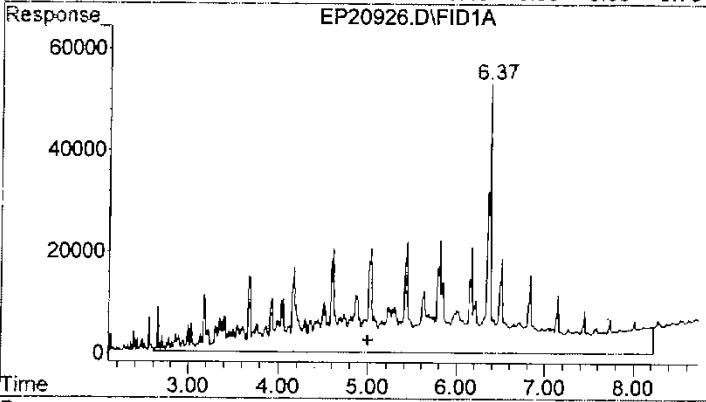




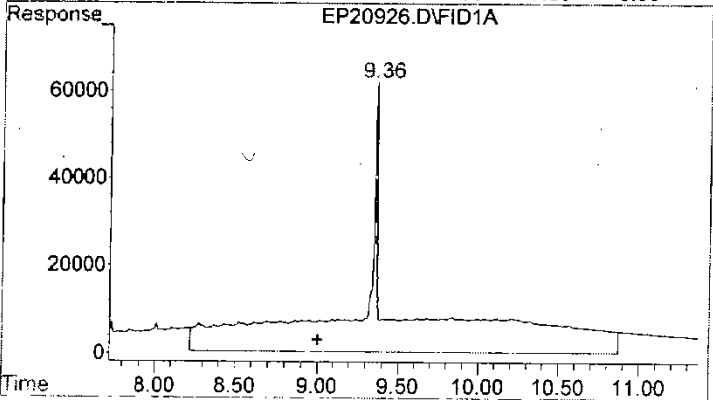
#1 o-terphenyl (S)
 R.T.: 6.371 min
 Delta R.T.: 0.000 min
 Response: 754865
 Conc: 21.16 ng/ul



#2 n-triacontane-d62 (S)
 R.T.: 9.358 min
 Delta R.T.: 0.002 min
 Response: 614285
 Conc: 20.48 ng/ul



#3 DRO (nC10-<nC25)
 R.T.: 5.000 min
 Delta R.T.: 0.000 min
 Response: 19207649
 Conc: 546.37 ng/ul m

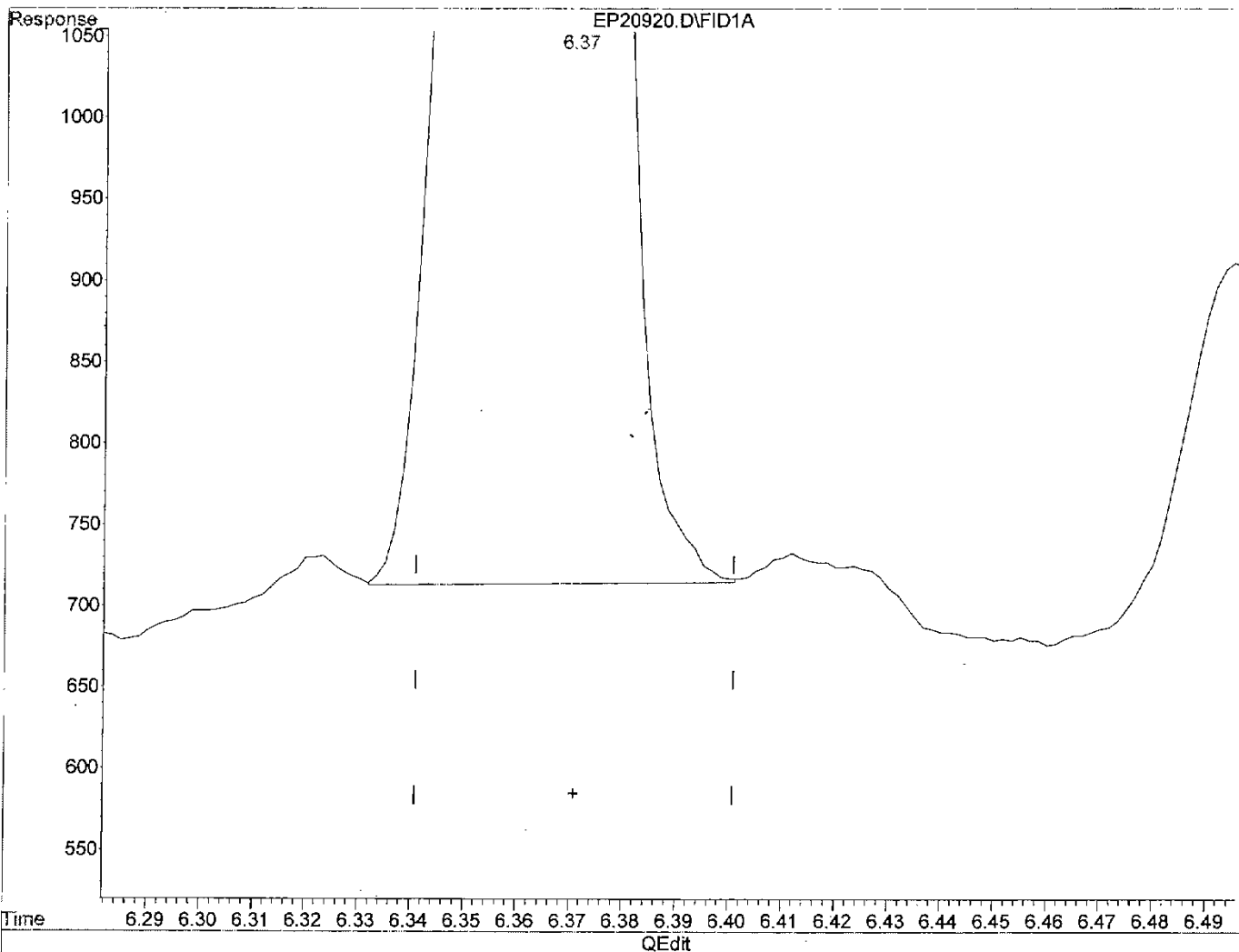


#4 RRO (nC25-nC36)
 R.T.: 9.000 min
 Delta R.T.: 0.000 min
 Response: 10769806
 Conc: 618.13 ng/ul m

Data File : G:\DATA\040207 A\EP20920.D
Acq On : 2 Apr 2007 10:47
Sample : IC 106693 20 ak102103
Misc :
IntFile : events.e
Quant Time: Apr 2 13:47 2007

Vial: 3
Operator: RBF
Inst : SEA016
Multiplr: 1.00

Method : G:\METHODS\AKXF0402.M (Chemstation Integrator)
Title : Ak102/103 front column (04/02/07)
Last Update : Mon Apr 02 13:46:34 2007
Response via : Multiple Level Calibration



(1) o-terphenyl (S) (S)

6.37min 0.775ng/ul m

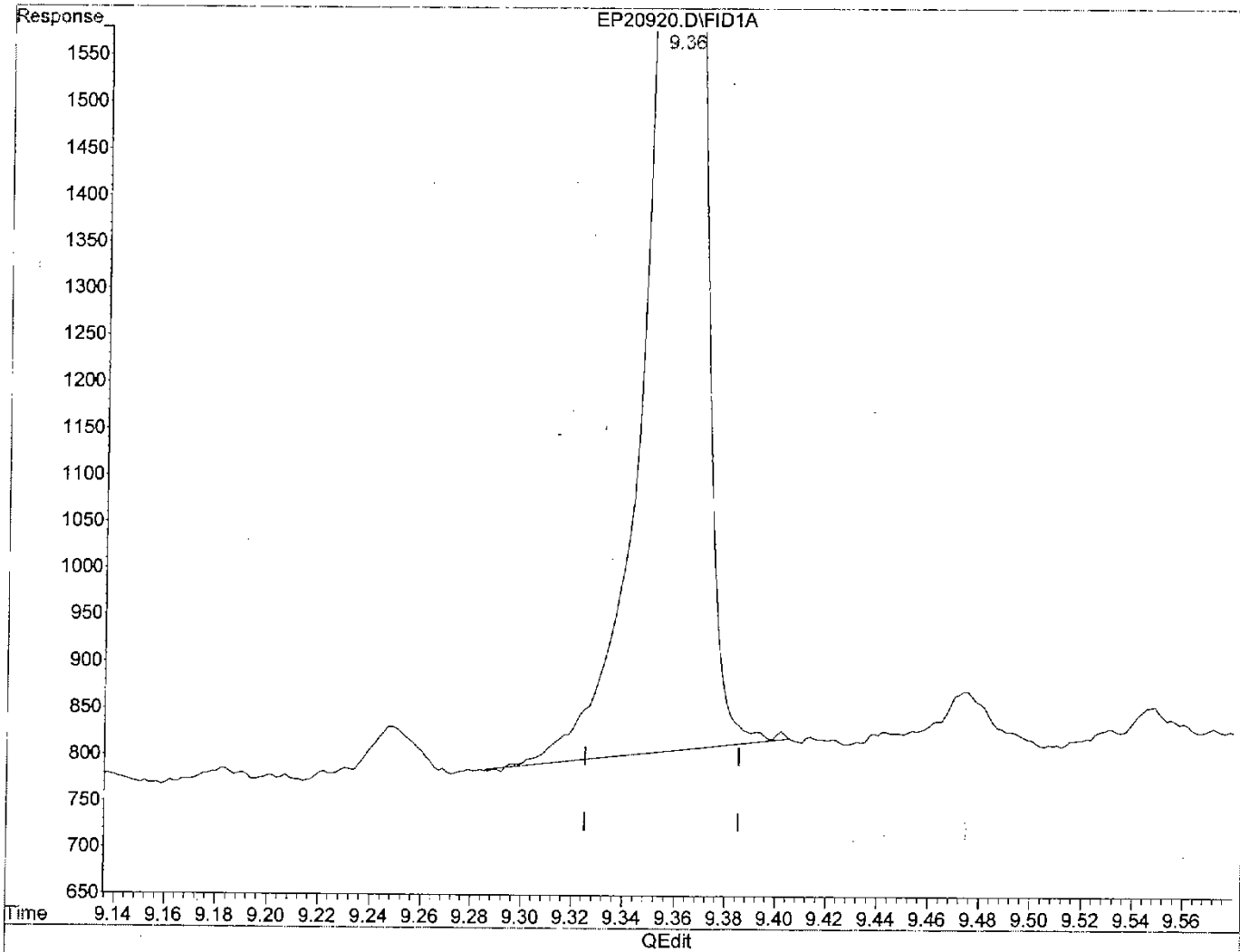
response 27657

Handwritten signature or initials, possibly "RBF", written in black ink.

Data File : G:\DATA\040207 A\EP20920.D
Acq On : 2 Apr 2007 10:47
Sample : IC 106693 20 ak102103
Misc :
IntFile : events.e
Quant Time: Apr 2 13:47 2007

Vial: 3
Operator: RBF
Inst : SEA016
Multiplr: 1.00

Method : G:\METHODS\AKXF0402.M (Chemstation Integrator)
Title : Ak102/103 front column (04/02/07)
Last Update : Mon Apr 02 13:46:34 2007
Response via : Multiple Level Calibration



(2) n-triacontane-d62 (S) (S)
9.36min 0.771ng/ul m
response 23120

Handwritten signature/initials

Data File : G:\DATA\040207 A\EP20925.D

Vial: 8

Acq On : 2 Apr 2007 13:01

Operator: RBF

Sample : IC 106661 5000 ak102103

Inst : SEA016

Misc :

Multiplr: 1.00

IntFile : events.e

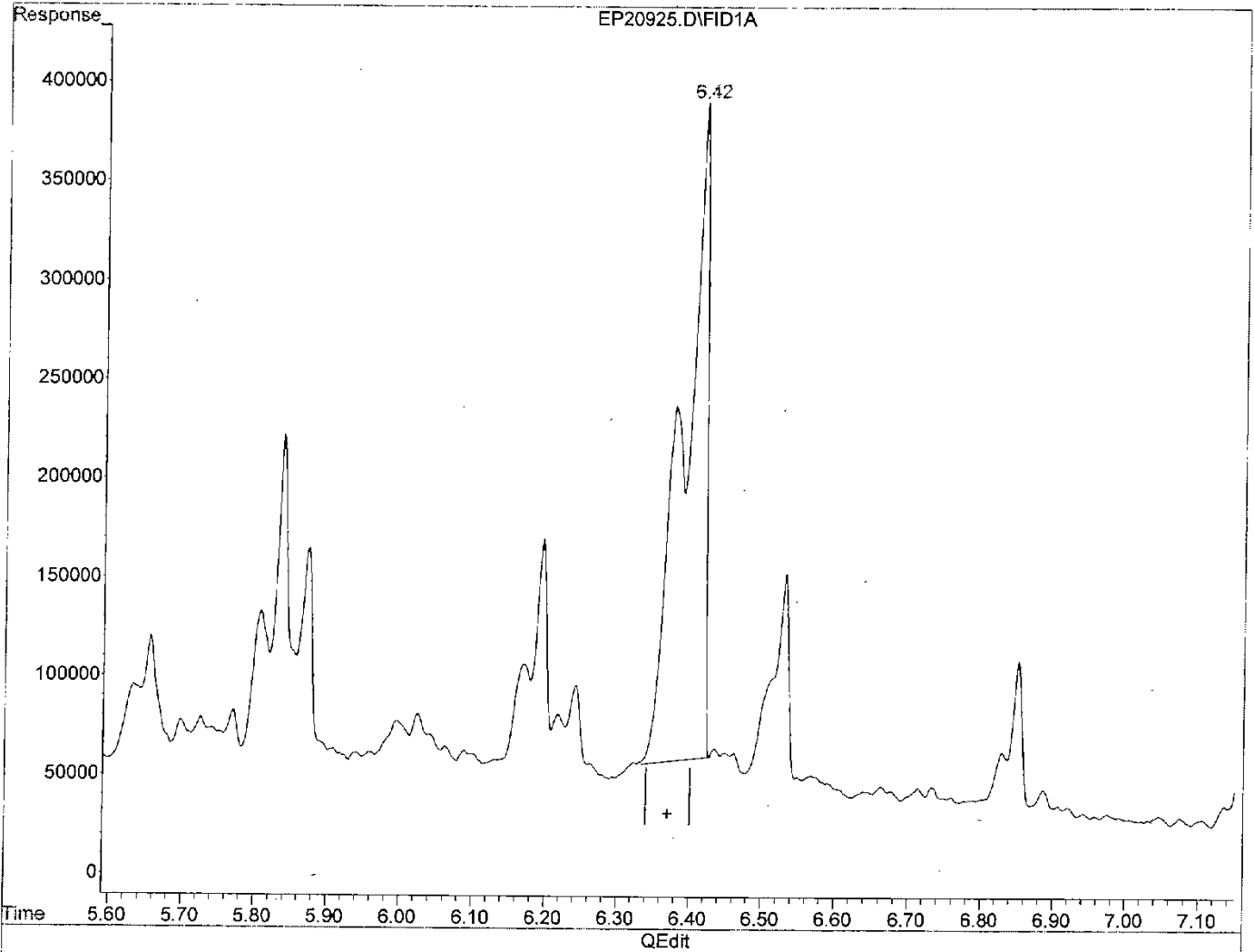
Quant Time: Apr 2 13:48 2007 Quant Results File: AKXF0402.RES

Method : G:\METHODS\AKXF0402.M (Chemstation Integrator)

Title : Ak102/103 front column (04/02/07)

Last Update : Mon Apr 02 13:46:34 2007

Response via : Multiple Level Calibration



(1) o-terphenyl (S) (S)

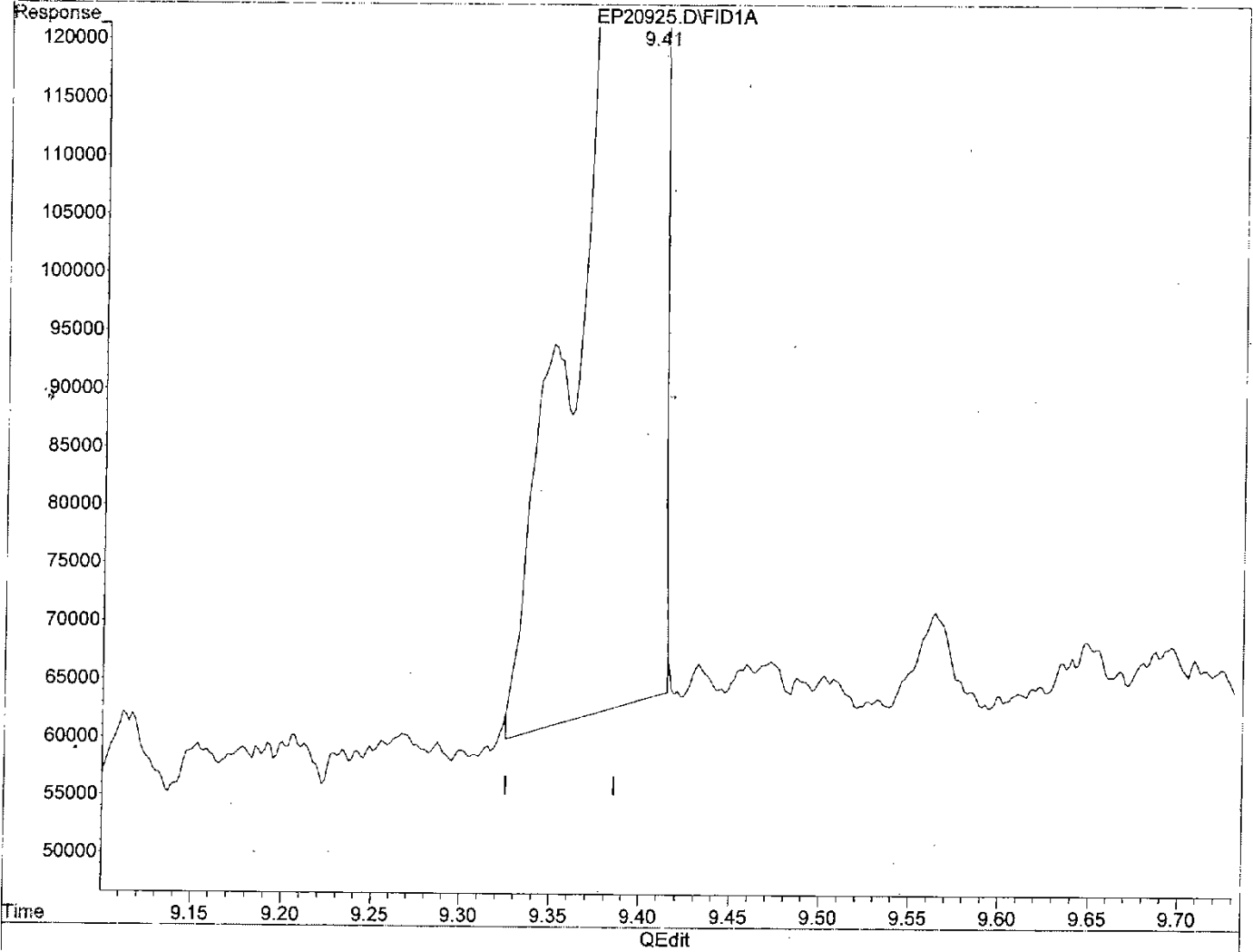
6.42min 202.840ng/ul m

response 7235558

Data File : G:\DATA\040207 A\EP20925.D
Acq On : 2 Apr 2007 13:01
Sample : IC 106661 5000 ak102103
Misc :
IntFile : events.e
Quant Time: Apr 2 13:48 2007

Vial: 8
Operator: RBF
Inst : SEA016
Multiplr: 1.00

Method : G:\METHODS\AKXF0402.M (Chemstation Integrator)
Title : Ak102/103 front column (04/02/07)
Last Update : Mon Apr 02 13:46:34 2007
Response via : Multiple Level Calibration



(2) n-triacontane-d62 (S) (S)

9.41min 178.762ng/ul m

response 5362579

Handwritten signature

Data File : G:\DATA\040207 A\EP20920.D

Vial: 3

Acq On : 2 Apr 2007 10:47

Operator: RBF

Sample : IC 106693 20 ak102103

Inst : SEA016

Misc :

Multiplr: 1.00

IntFile : events.e

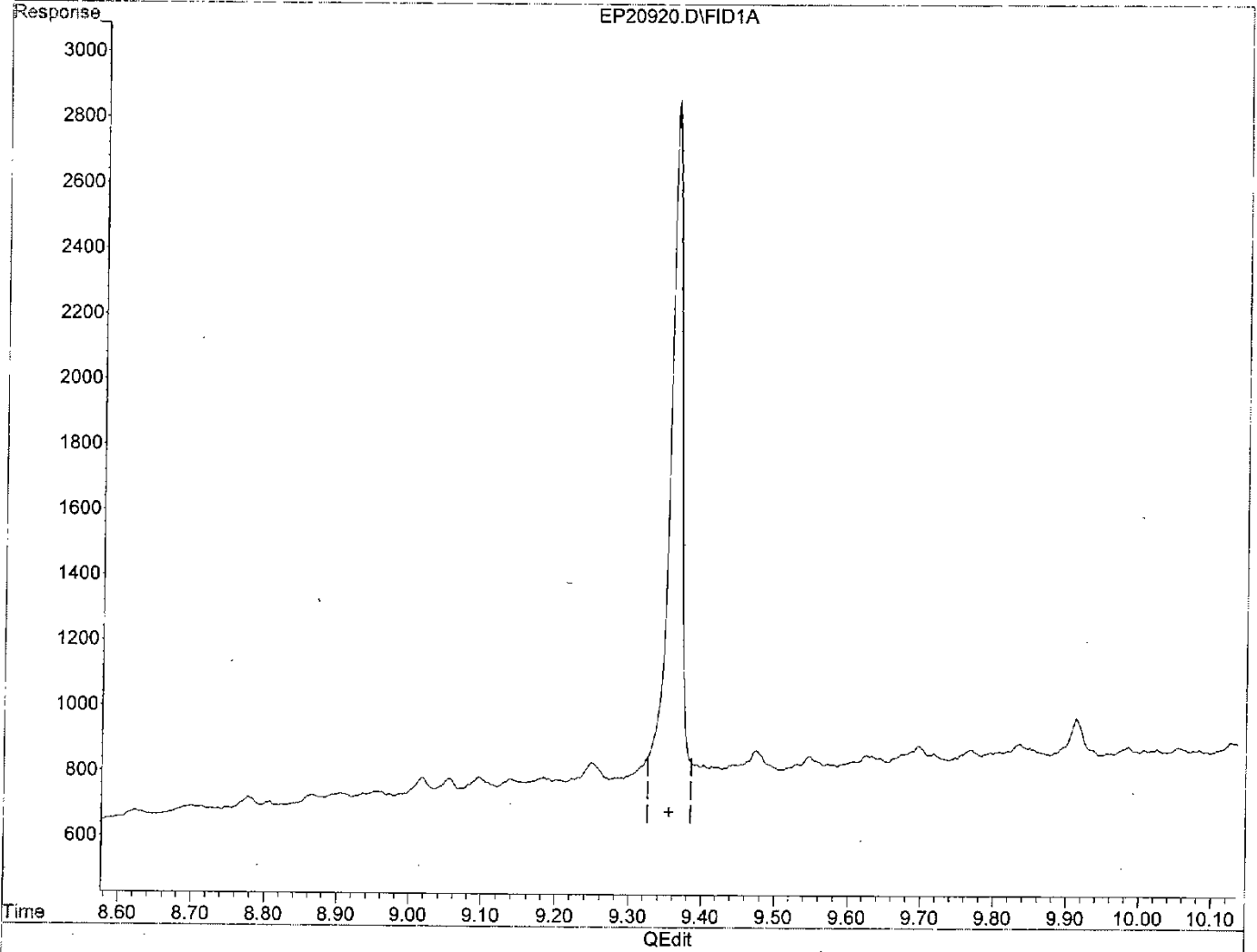
Quant Time: Apr 2 13:39 2007 Quant Results File: AKXF0402.RES

Method : G:\METHODS\AKXF0402.M (Chemstation Integrator)

Title : Ak102/103 front column (04/02/07)

Last Update : Mon Apr 02 13:37:37 2007

Response via : Multiple Level Calibration



(2) n-triacontane-d62 (S) (S)

9.36min 0.000ng/ul

response 0

*missed peak
RBF
4/2/07*

Data File : G:\DATA\040207 A\EP20920.D

Vial: 3

Acq On : 2 Apr 2007 10:47

Operator: RBF

Sample : IC 106693 20 ak102103

Inst : SEA016

Misc :

Multiplr: 1.00

IntFile : events.e

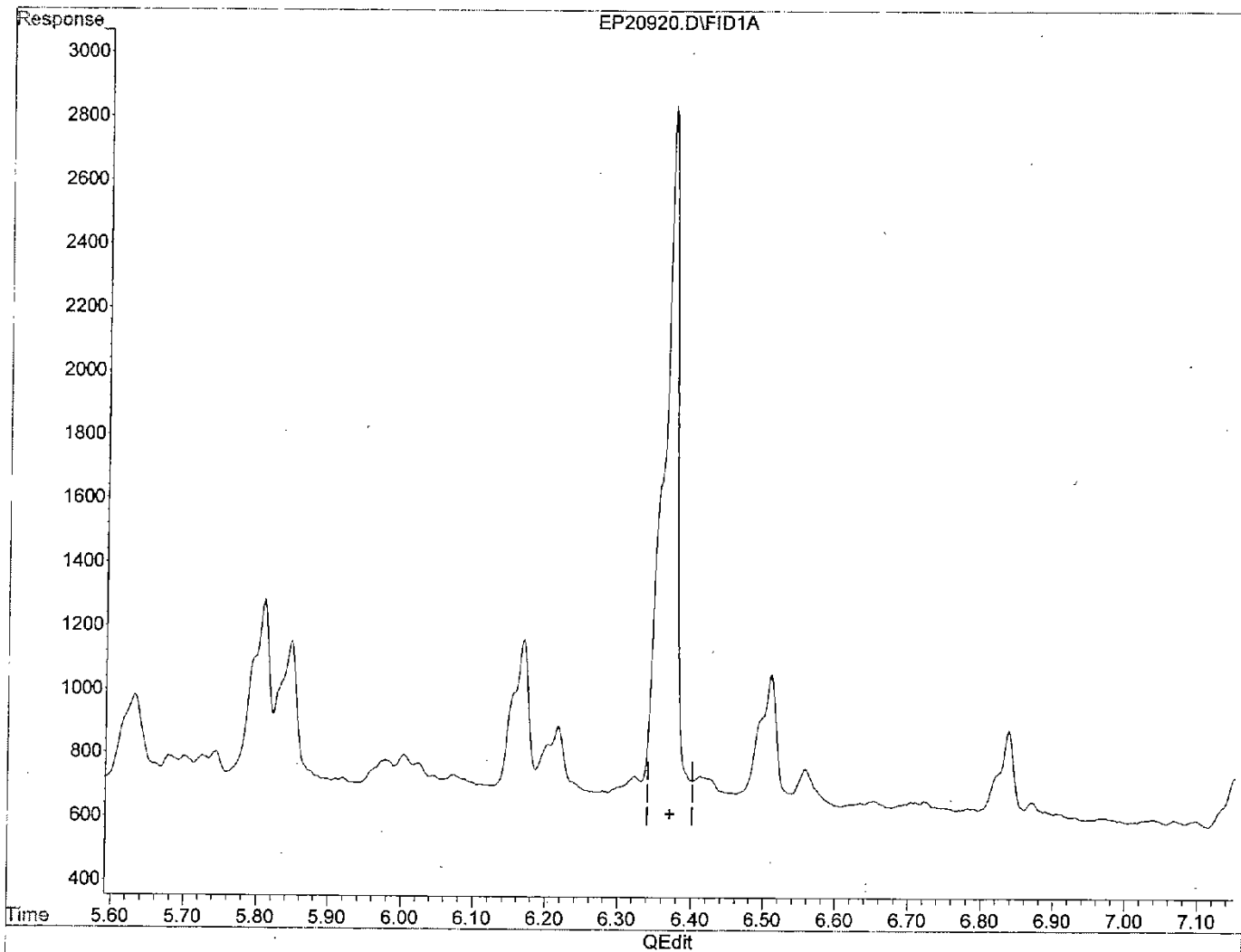
Quant Time: Apr 2 13:39 2007 Quant Results File: AKXF0402.RES

Method : G:\METHODS\AKXF0402.M (Chemstation Integrator)

Title : Ak102/103 front column (04/02/07)

Last Update : Mon Apr 02 13:37:37 2007

Response via : Multiple Level Calibration



(1) o-terphenyl (S) (S)

6.37min 0.000ng/ul

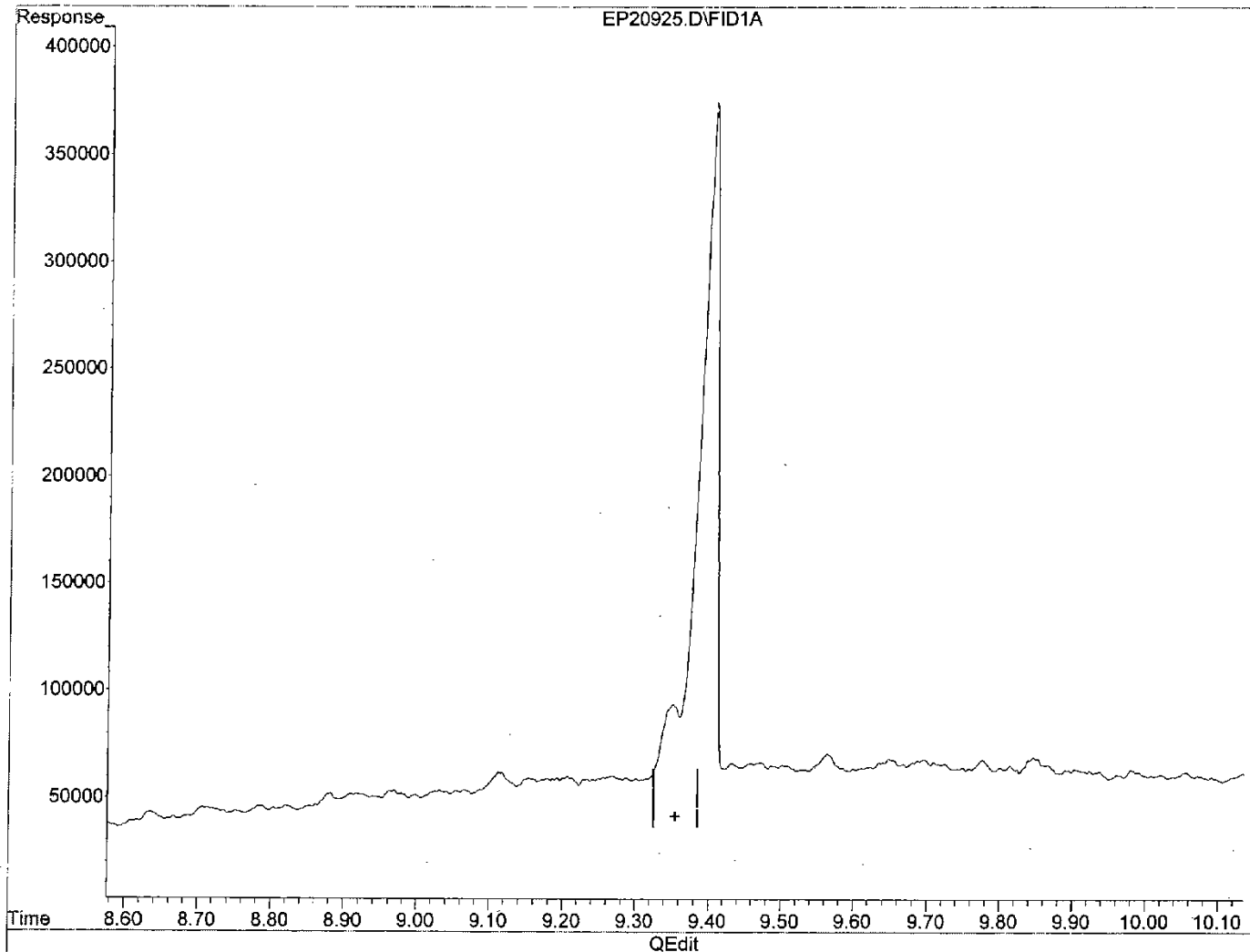
response 0

Handwritten notes:
MSD Lab
4/2/07

Data File : G:\DATA\040207 A\EP20925.D
Acq On : 2 Apr 2007 13:01
Sample : IC 106661 5000 ak102103
Misc :
IntFile : events.e
Quant Time: Apr 2 13:38 2007

Vial: 8
Operator: RBF
Inst : SEA016
Multiplr: 1.00

Method : G:\METHODS\AKXF0402.M (Chemstation Integrator)
Title : Ak102/103 front column (04/02/07)
Last Update : Mon Apr 02 13:37:37 2007
Response via : Multiple Level Calibration



(2) n-triacontane-d62 (S) (S)
9.36min 0.000ng/ul
response 0

Handwritten notes:
PASS
Bank
all
2/12/07

Data File : G:\DATA\040207 A\EP20925.D

Vial: 8

Acq On : 2 Apr 2007 13:01

Operator: RBF

Sample : IC 106661 5000 ak102103

Inst : SEA016

Misc :

Multiplr: 1.00

IntFile : events.e

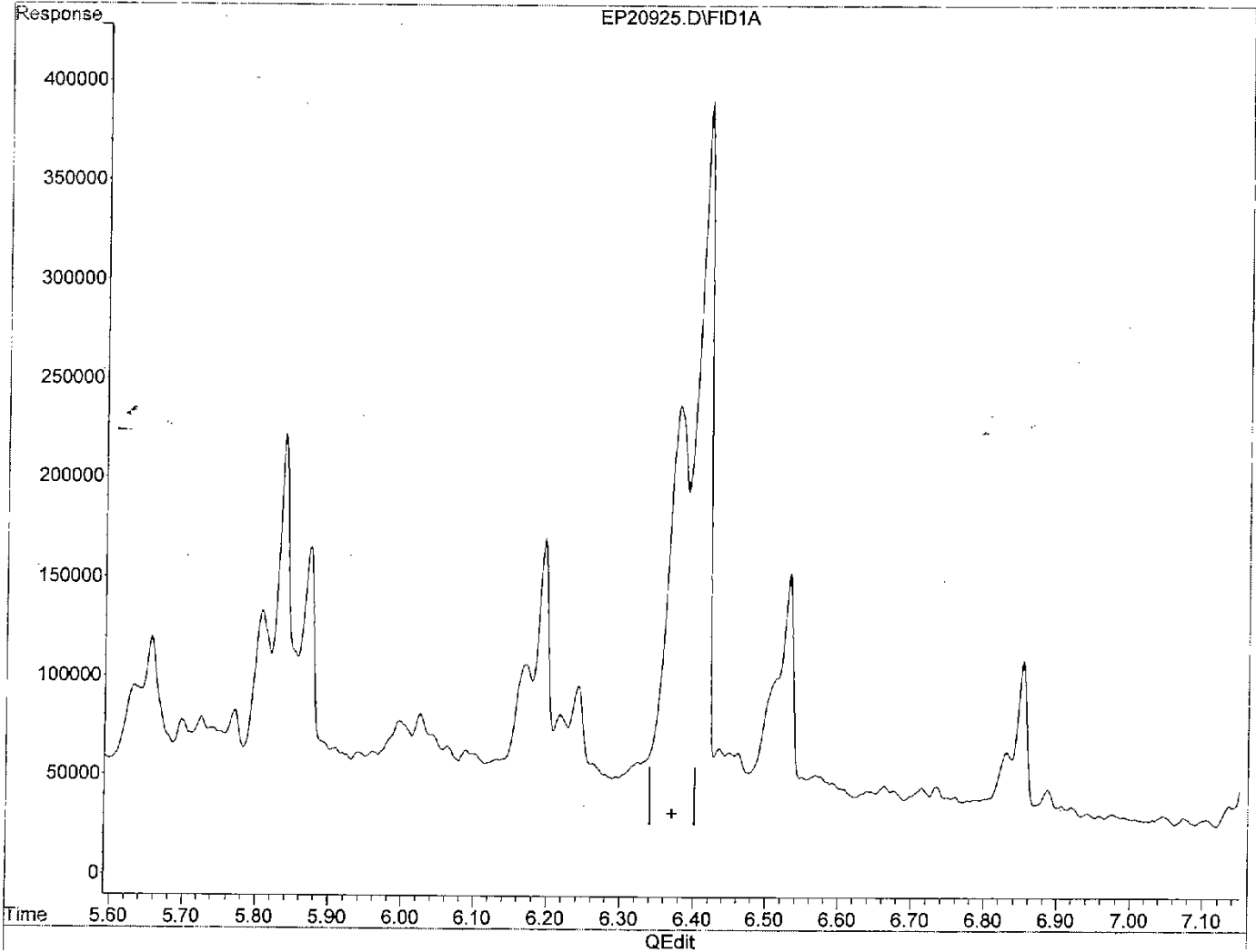
Quant Time: Apr 2 13:38 2007 Quant Results File: AKXF0402.RES

Method : G:\METHODS\AKXF0402.M (Chemstation Integrator)

Title : Ak102/103 front column (04/02/07)

Last Update : Mon Apr 02 13:37:37 2007

Response via : Multiple Level Calibration



(1) o-terphenyl (S) (S)

6.37min 0.000ng/ul

response 0

*Mission
Back
SEA
WBF*

Evaluate Continuing Calibration Report

Data File : G:\DATA\040207 A\EP20926.D
 Acq On : 2 Apr 2007 13:27
 Sample : ICV 106694 500 ak102103
 Misc :
 IntFile : events.e

Vial: 9
 Operator: RBF
 Inst : SEA016
 Multiplr: 1.00

Method : G:\METHODS\AKXF0402.M (Chemstation Integrator)
 Title : Ak102/103 front column (04/02/07)
 Last Update : Mon Apr 02 13:46:34 2007
 Response via : Multiple Level Calibration

Min. RRF : 0.000 Min. Rel. Area : 50% Max. R.T. Dev 0.50min
 Max. RRF Dev : 25% Max. Rel. Area : 150%

	Compound	Amount	Calc.	%Dev	Area%	Dev(min)
1 S	o-terphenyl (S)	20.340	21.162	-4.0	112	0.00
2 S	n-triacontane-d62 (S)	20.140	20.477	-1.7	100	0.00
3 H	DRO (nC10-<nC25)	501.350	546.366	-9.0	121	0.00
4 H	RRO (nC25-nC36)	500.000	618.129	-23.6	125	0.00

CONTINUING CALIBRATION

Line	Vial	FileName	Multiplier	SampleName	Misc Info	Injected
1	1	Ep20979.d	1.	rinse		
2	2	Ep20980.d	1.	1166-88-2 n-alkane rt std		4 Apr 2007 11:01
3	3	Ep20981.d	1.	ccv 107651 500 ak102103		4 Apr 2007 11:23
4	4	Ep20982.d	1.	MB 580-17271/1-AA	BT=S16040407	4 Apr 2007 11:45
5	5	Ep20983.d	1.	LCS 580-17271/2-AA	BT=S16040407	4 Apr 2007 12:12
6	6	Ep20984.d	1.	LCSD 580-17271/3-AA	BT=S16040407	4 Apr 2007 12:34
7	7	Ep20985.d	1.	580-5372-A-3-D	BT=S16040407	4 Apr 2007 13:00
8	8	Ep20986.d	1.	580-5385-B-11-J	BT=S16040407	4 Apr 2007 13:27
9	9	Ep20987.d	1.	580-5385-B-12-E	BT=S16040407	4 Apr 2007 13:54
10	10	Ep20988.d	1.	580-5404-A-13-E	BT=S16040407	4 Apr 2007 14:20
11	11	Ep20989.d	1.	580-5404-A-14-E	BT=S16040407	4 Apr 2007 14:47
12	12	Ep20990.d	1.	580-5404-A-14-F MS	BT=S16040407	4 Apr 2007 15:14
13	13	Ep20991.d	1.	580-5404-A-14-G MSD	BT=S16040407	4 Apr 2007 15:41
14	14	Ep20992.d	1.	580-5407-A-5-F	BT=S16040407	4 Apr 2007 16:08
15	15	Ep20993.d	1.	580-5407-A-6-H	BT=S16040407	4 Apr 2007 16:35
16	16	Ep20994.d	1.	ccv 107651 500 ak102103	BT=S16040407	4 Apr 2007 17:01
						4 Apr 2007 17:28

Data File : G:\DATA\040407 A\EP20980.D

Vial: 2

Acq On : 4 Apr 2007 11:23

Operator: RBF

Sample : 1166-88-2 n-alkane rt std

Inst : SEA016

Misc :

Multiplr: 1.00

IntFile : events.e

Quant Time: Apr 4 12:09 2007 Quant Results File: AKXF0402.RES

Quant Method : G:\METHODS\AKXF0402.M (Chemstation Integrator)

Title : Ak102/103 front column (04/02/07)

Last Update : Mon Apr 02 13:46:34 2007

Response via : Initial Calibration

DataAcq Meth : FACQ.M

Volume Inj. :

Signal Phase :

Signal Info :

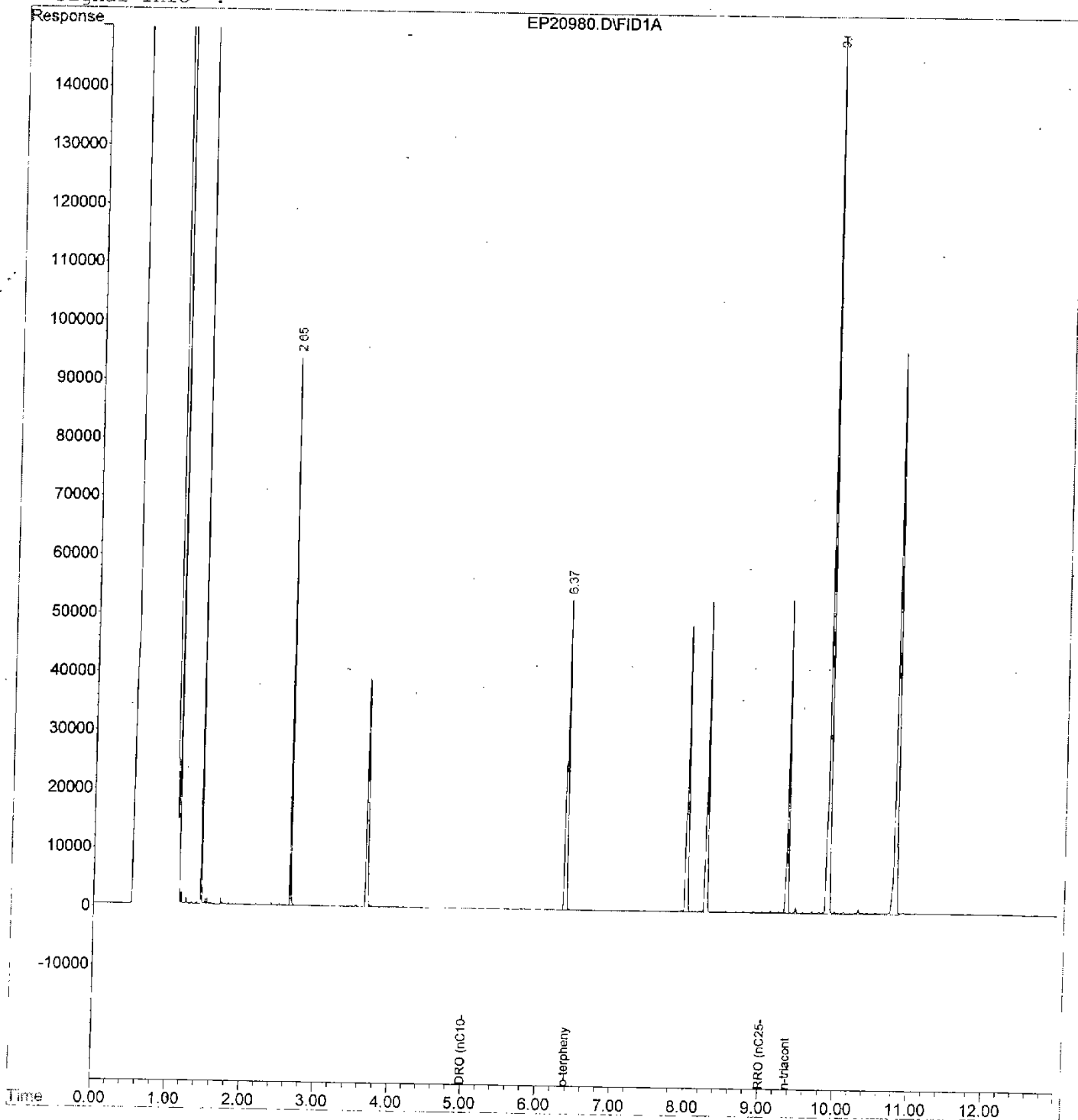
Compound	R.T.	Response	Conc Units
System Monitoring Compounds			
1) S o-terphenyl (S)	6.37	797803	22.365 ng/ul
2) S n-triacontane-d62 (S)	9.35	648421	21.615 ng/ul
Target Compounds			
3) H DRO (nC10-<nC25)	5.00	2031041	56.026 ng/ul
4) H RRO (nC25-nC36)	9.00	4959308	278.915 ng/ul

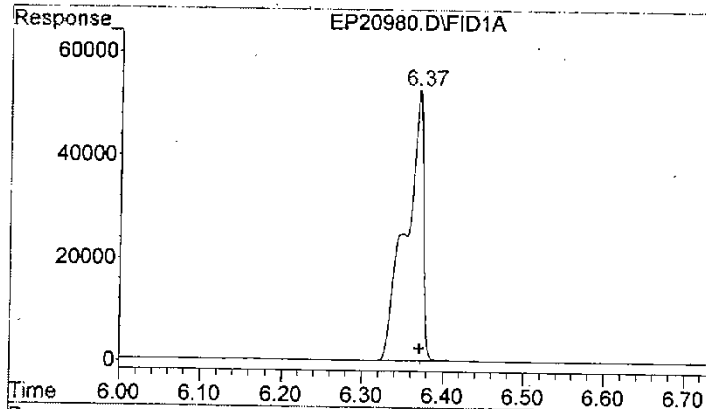
Data File : G:\DATA\040407 A\EP20980.D
Acq On : 4 Apr 2007 11:23
Sample : 1166-88-2 n-alkane rt std
Misc :
IntFile : events.e
Quant Time: Apr 4 12:09 2007 Quant Results File: AKXF0402.RES

Vial: 2
Operator: RBF
Inst : SEA016
Multiplr: 1.00

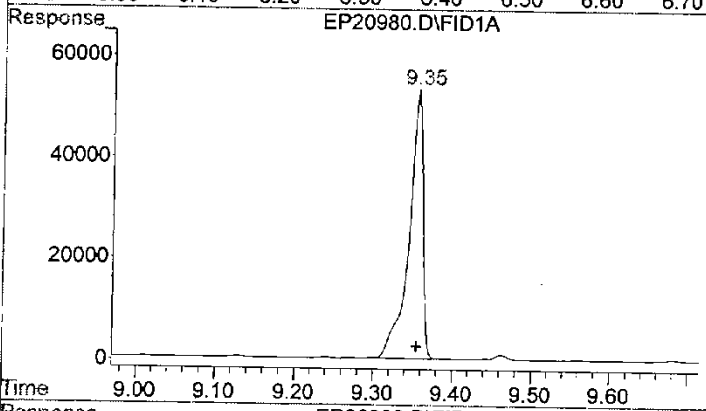
Quant Method : G:\METHODS\AKXF0402.M (Chemstation Integrator)
Title : Ak102/103 front column (04/02/07)
Last Update : Mon Apr 02 13:46:34 2007
Response via : Multiple Level Calibration
DataAcq Meth : FACQ:M

Volume Inj. :
Signal Phase :
Signal Info :

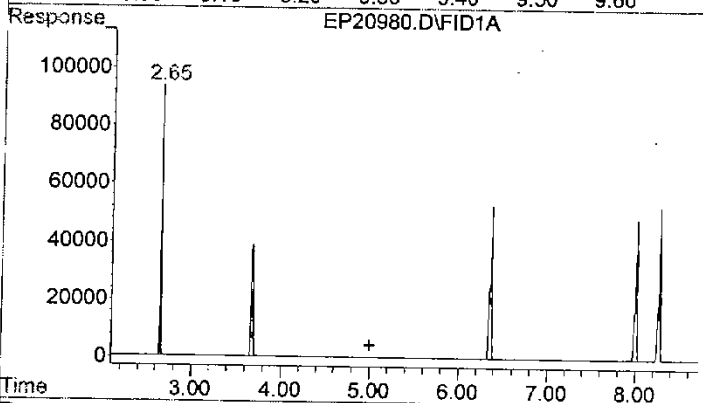




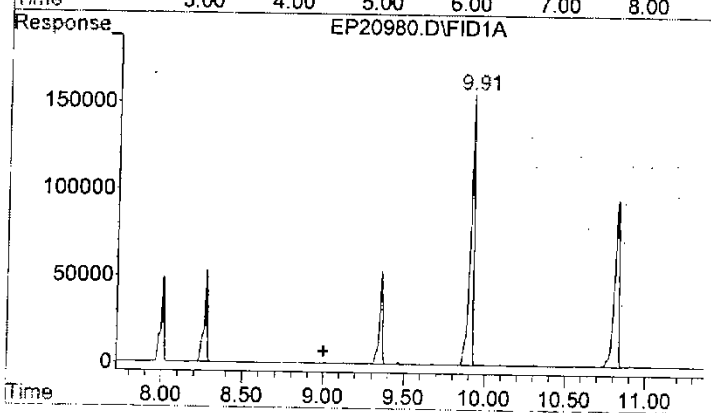
#1 o-terphenyl (S)
 R.T.: 6.368 min
 Delta R.T.: -0.003 min
 Response: 797803
 Conc: 22.37 ng/ul



#2 n-triacontane-d62 (S)
 R.T.: 9.354 min
 Delta R.T.: 0.000 min
 Response: 648421
 Conc: 21.62 ng/ul



#3 DRO (nC10-<nC25)
 R.T.: 5.000 min
 Delta R.T.: 0.000 min
 Response: 2031041
 Conc: 56.03 ng/ul m



#4 RRO (nC25-nC36)
 R.T.: 9.000 min
 Delta R.T.: 0.000 min
 Response: 4959308
 Conc: 278.91 ng/ul m

Data File : G:\DATA\040407 A\EP20981.D
Acq On : 4 Apr 2007 11:45
Sample : ccv 107651 500 ak102103
Misc :
IntFile : events.e

Vial: 3
Operator: RBF
Inst : SEA016
Multiplr: 1.00

Quant Time: Apr 4 12:09 2007 Quant Results File: AKXF0402.RES

Quant Method : G:\METHODS\AKXF0402.M (Chemstation Integrator)
Title : Ak102/103 front.column (04/02/07)
Last Update : Mon Apr 02 13:46:34 2007
Response via : Initial Calibration
DataAcq Meth : EXTFACQ.M

Volume Inj. :
Signal Phase :
Signal Info :

Compound	R.T.	Response	Conc Units
System Monitoring Compounds			
1) S o-terphenyl (S)	6.37	621347	17.419 ng/ul
2) S n-triacontane-d62 (S)	9.35	581297	19.378 ng/ul
Target Compounds			
3) H DRO (nC10-<nC25)	5.00	16113039	458.025 ng/ul
4) H RRO (nC25-nC36)	9.00	8657598	494.819 ng/ul

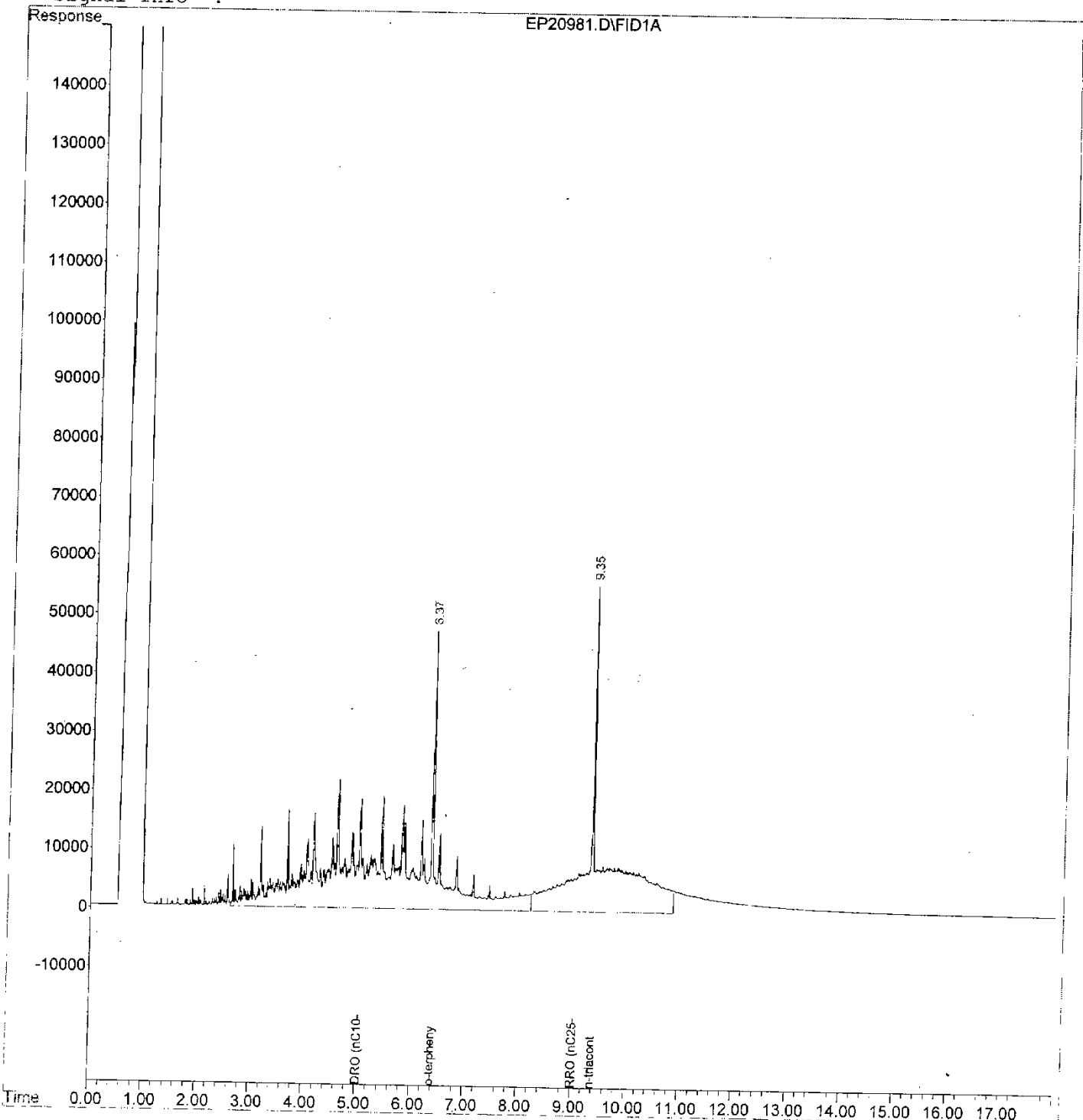
Data File : G:\DATA\040407 A\EP20981.D
Acq On : 4 Apr 2007 11:45
Sample : ccv 107651 500 ak102103
Misc :
IntFile : events.e
Quant Time: Apr 4 12:09 2007

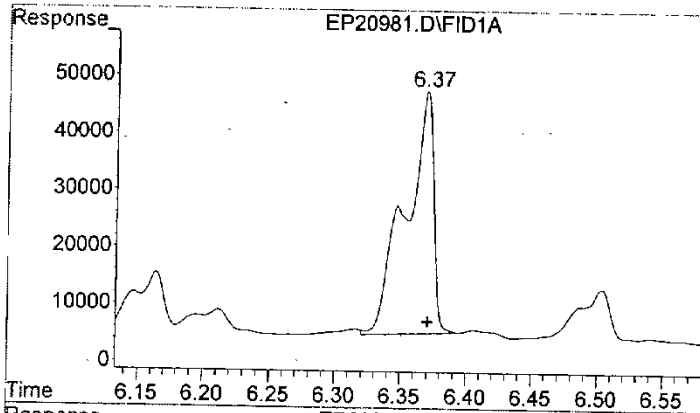
Vial: 3
Operator: RBF
Inst : SEA016
Multiplr: 1.00

Quant Results File: AKXF0402.RES

Quant Method : G:\METHODS\AKXF0402.M (Chemstation Integrator)
Title : Ak102/103 front column (04/02/07)
Last Update : Mon Apr 02 13:46:34 2007
Response via : Multiple Level Calibration
DataAcq Meth : EXTFACQ.M

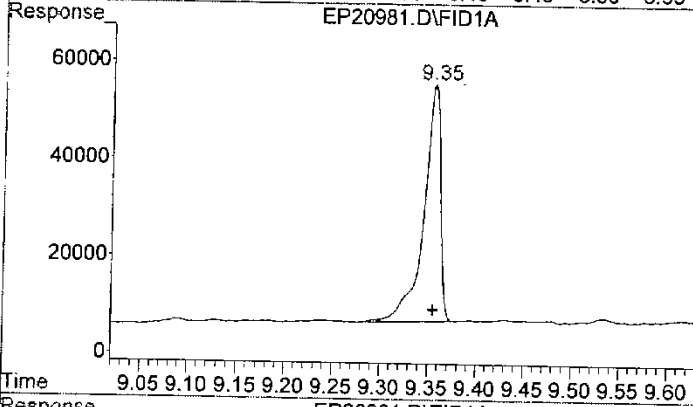
Volume Inj. :
Signal Phase :
Signal Info :





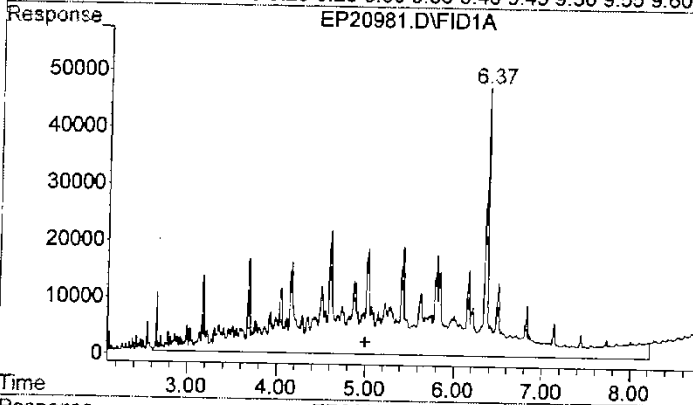
#1 o-terphenyl (S)

R.T.: 6.368 min
 Delta R.T.: -0.003 min
 Response: 621347
 Conc: 17.42 ng/ul



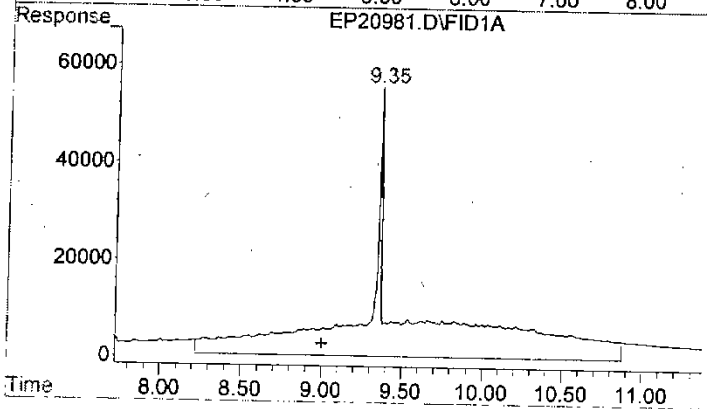
#2 n-triacontane-d62 (S)

R.T.: 9.354 min
 Delta R.T.: 0.000 min
 Response: 581297
 Conc: 19.38 ng/ul



#3 DRO (nC10-<nC25)

R.T.: 5.000 min
 Delta R.T.: 0.000 min
 Response: 16113039
 Conc: 458.02 ng/ul m



#4 RRO (nC25-nC36)

R.T.: 9.000 min
 Delta R.T.: 0.000 min
 Response: 8657598
 Conc: 494.82 ng/ul m

Data File : G:\DATA\040407 A\EP20981.D
 Acq On : 4 Apr 2007 11:45
 Sample : ccv 107651 500 ak102103
 Misc :
 IntFile : events.e

Vial: 3
 Operator: RBF
 Inst : SEA016
 Multiplr: 1.00

Method : G:\METHODS\AKXF0402.M (Chemstation Integrator)
 Title : Ak102/103 front column (04/02/07)
 Last Update : Mon Apr 02 13:46:34 2007
 Response via : Multiple Level Calibration

Min. RRF : 0.000 Min. Rel. Area : 50% Max. R.T. Dev 0.50min
 Max. RRF Dev : 25% Max. Rel. Area : 150%

	Compound	Amount	Calc.	%Dev	Area%	Dev(min)
1 S	o-terphenyl (S)	20.340	17.419	14.4	92	0.00
2 S	n-triacontane-d62 (S)	20.140	19.378	3.8	94	0.00
3 H	DRO (nC10-<nC25)	501.350	458.025	8.6	102	0.00
4 H	RRO (nC25-nC36)	500.000	494.819	1.0	100	0.00

Data File : G:\DATA\040407 A\EP20981.D
Acq On : 4 Apr 2007 11:45
Sample : ccv 107651 500 ak102103
Misc :
IntFile : events.e

Vial: 3
Operator: RBF
Inst : SEA016
Multiplr: 1.00

Method : G:\METHODS\AKXF0402.M (Chemstation Integrator)
Title : Ak102/103 front column (04/02/07)
Last Update : Mon Apr 02 13:46:34 2007
Response via : Multiple Level Calibration

Min. RRF : 0.000 Min. Rel. Area : 50% Max. R.T. Dev 0.50min
Max. RRF Dev : 25% Max. Rel. Area : 150%

Compound	Amount	Calc.	%Dev	Area	% Dev(min)
----------	--------	-------	------	------	------------

Data File : G:\DATA\040407 A\EP20994.D Vial: 16
 Acq On : 4 Apr 2007 17:28 Operator: RBF
 Sample : ccv 107651 500 ak102103 Inst : SEA016
 Misc : Multiplr: 1.00
 IntFile : events.e
 Quant Time: Apr 5 7:23 2007 Quant Results File: AKXF0402.RES

Quant Method : G:\METHODS\AKXF0402.M (Chemstation Integrator)
 Title : Ak102/103 front column (04/02/07)
 Last Update : Mon Apr 02 13:46:34 2007
 Response via : Initial Calibration
 DataAcq Meth : EXTFACQ.M

Volume Inj. :
 Signal Phase :
 Signal Info :

Compound	R.T.	Response	Conc Units
System Monitoring Compounds			
1) S o-terphenyl (S)	6.37	717918	20.126 ng/ul
2) S n-triacontane-d62 (S)	9.36	575351	19.179 ng/ul
Target Compounds			
3) H DRO (nC10-<nC25)	5.00	18480864	525.619 ng/ul
4) H RRO (nC25-nC36)	9.00	8779436	501.932 ng/ul

Data File : G:\DATA\040407 A\EP20994.D

Vial: 16

Acq On : 4 Apr 2007 17:28

Operator: RBF

Sample : ccv 107651 500 ak102103

Inst : SEA016

Misc :

Multiplr: 1.00

IntFile : events.e

Quant Time: Apr 5 7:23 2007 Quant Results File: AKXF0402.RES

Quant Method : G:\METHODS\AKXF0402.M (Chemstation Integrator)

Title : Ak102/103 front column (04/02/07)

Last Update : Mon Apr 02 13:46:34 2007

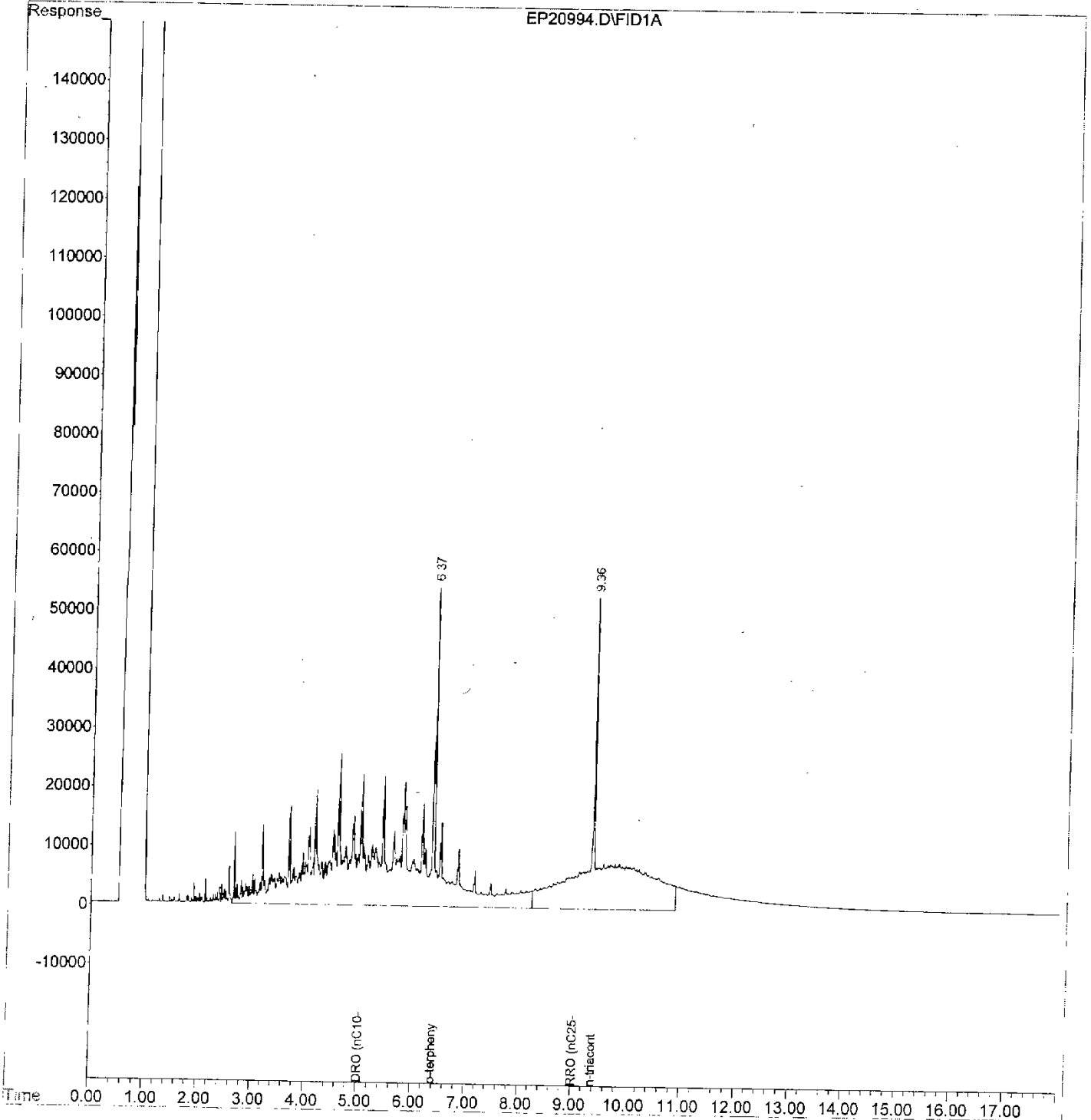
Response via : Multiple Level Calibration

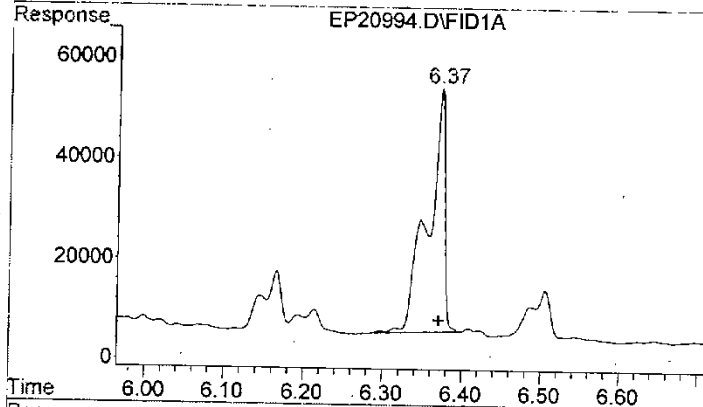
DataAcq Meth : EXTFACQ.M

Volume Inj. :

Signal Phase :

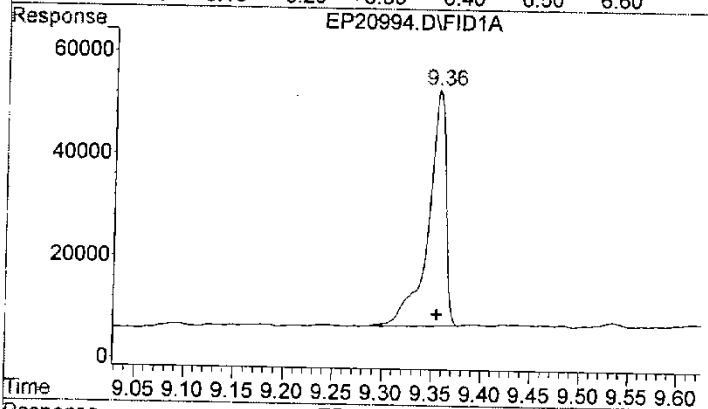
Signal Info :





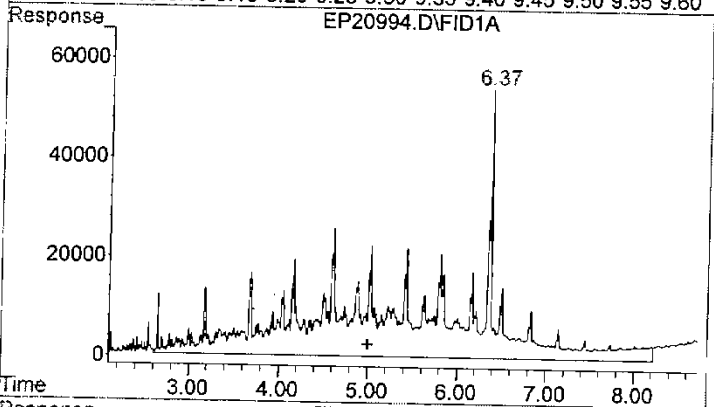
#1 o-terphenyl (S)

R.T.: 6.371 min
 Delta R.T.: 0.000 min
 Response: 717918
 Conc: 20.13 ng/ul



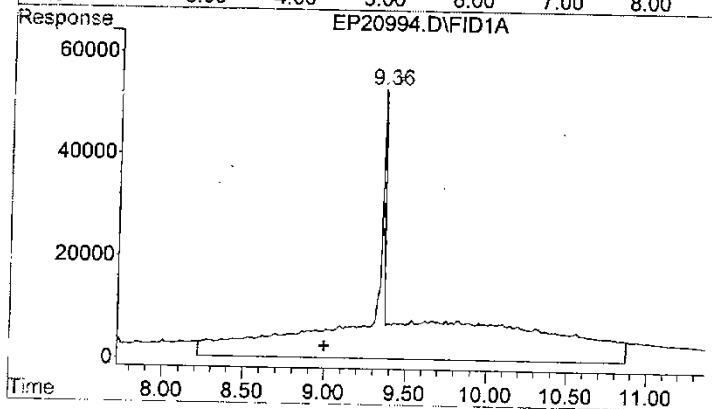
#2 n-triacontane-d62 (S)

R.T.: 9.356 min
 Delta R.T.: 0.000 min
 Response: 575351
 Conc: 19.18 ng/ul



#3 DRO (nC10-<nC25)

R.T.: 5.000 min
 Delta R.T.: 0.000 min
 Response: 18480864
 Conc: 525.62 ng/ul m



#4 RRO (nC25-nC36)

R.T.: 9.000 min
 Delta R.T.: 0.000 min
 Response: 8779436
 Conc: 501.93 ng/ul m

Data File : G:\DATA\040407 A\EP20994.D
 Acq On : 4 Apr 2007 17:28
 Sample : ccv 107651 500 ak102103
 Misc :
 IntFile : events.e

Vial: 16
 Operator: RBF
 Inst : SEA016
 Multiplr: 1.00

Method : G:\METHODS\AKXF0402.M (Chemstation Integrator)
 Title : Ak102/103 front column (04/02/07)
 Last Update : Mon Apr 02 13:46:34 2007
 Response via : Multiple Level Calibration

Min. RRF : 0.000 Min. Rel. Area : 50% Max. R.T. Dev 0.50min
 Max. RRF Dev : 25% Max. Rel. Area : 150%

	Compound	Amount	Calc.	%Dev	Area%	Dev(min)
1 S	o-terphenyl (S)	20.340	20.126	1.1	107	0.00
2 S	n-triacontane-d62 (S)	20.140	19.179	4.8	93	0.00
3 H	DRO (nC10-<nC25)	501.350	525.619	-4.8	117	0.00
4 H	RRO (nC25-nC36)	500.000	501.932	-0.4	102	0.00

Data File : G:\DATA\040407 A\EP20994.D
Acq On : 4 Apr 2007 17:28
Sample : ccv 107651 500 ak102103
Misc :
IntFile : events.e

Vial: 16
Operator: RBF
Inst : SEA016
Multiplr: 1.00

Method : G:\METHODS\AKXF0402.M (Chemstation Integrator)
Title : Ak102/103 front column (04/02/07)
Last Update : Mon Apr 02 13:46:34 2007
Response via : Multiple Level Calibration

Min. RRF : 0.000 Min. Rel. Area : 50% Max. R.T. Dev 0.50min
Max. RRF Dev : 25% Max. Rel. Area : 150%

Compound	Amount	Calc.	%Dev	Area%	Dev(min)
----------	--------	-------	------	-------	----------

METHOD BLANK

Data File : G:\DATA\040407_A\EP20982.D

Vial: 4

Acq On : 4 Apr 2007 12:12

Operator: RBF

Sample : MB 580-17271/1-AA

Inst : SEA016

Misc :

Multiplr: 1.00

IntFile : events.e

Quant Time: Apr 5 7:23 2007 Quant Results File: AKXF0402.RES

Quant Method : G:\METHODS\AKXF0402.M (Chemstation Integrator)

Title : Ak102/103 front column (04/02/07)

Last Update : Mon Apr 02 13:46:34 2007

Response via : Initial Calibration

DataAcq Meth : FACQ.M

Volume Inj. :

Signal Phase :

Signal Info :

Compound	R.T.	Response	Conc Units
System Monitoring Compounds			
1) S o-terphenyl (S)	6.36	473938	13.286 ng/ul
2) S n-triacontane-d62 (S)	9.34	491579	16.387 ng/ul

Target Compounds

Data File : G:\DATA\040407_A\EP20982.D

Vial: 4

Acq On : 4 Apr 2007 12:12

Operator: RBF

Sample : MB 580-17271/1-AA

Inst : SEA016

Misc :

Multiplr: 1.00

IntFile : events.e

Quant Time: Apr 5 7:23 2007 Quant Results File: AKXF0402.RES

Quant Method : G:\METHODS\AKXF0402.M (Chemstation Integrator)

Title : Ak102/103 front column (04/02/07)

Last Update : Mon Apr 02 13:46:34 2007

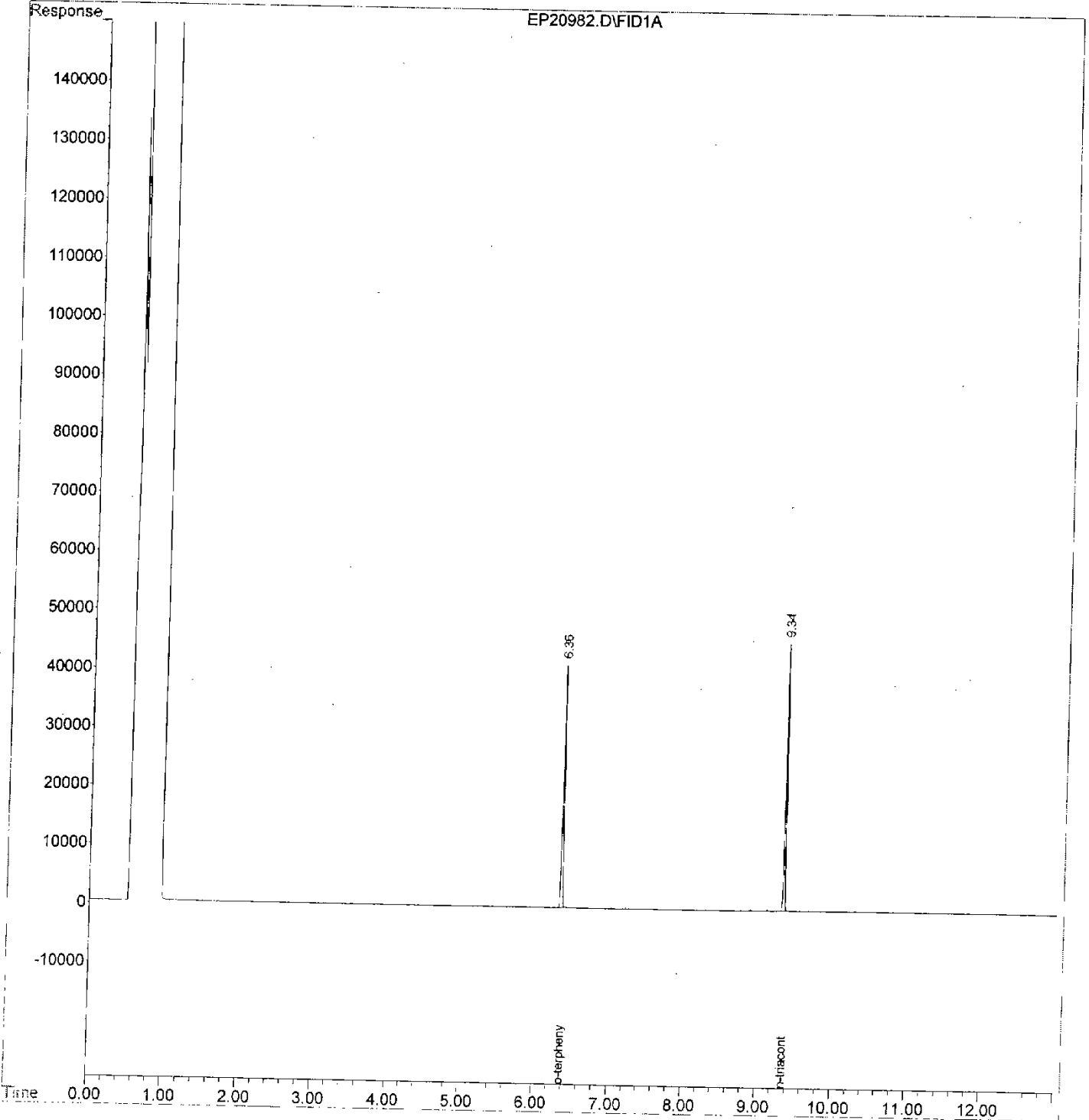
Response via : Multiple Level Calibration

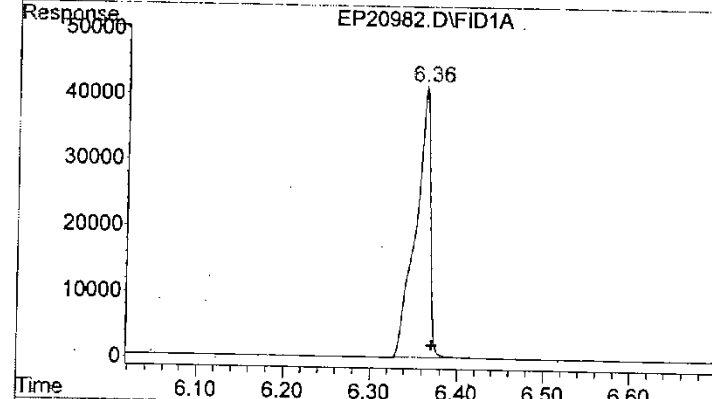
DataAcq Meth : FACQ.M

Volume Inj. :

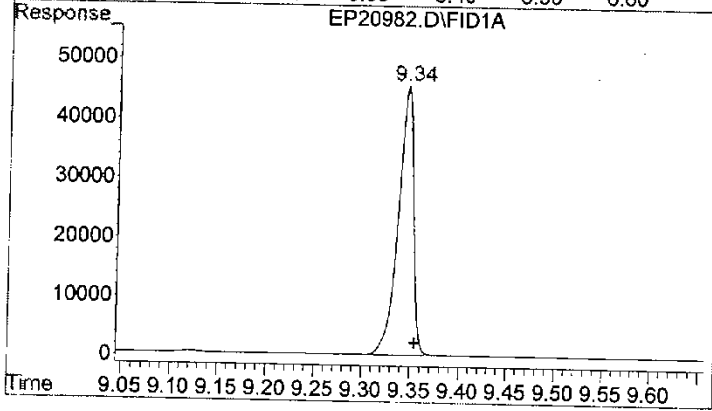
Signal Phase :

Signal Info :





#1 o-terphenyl (S)
 R.T.: 6.361 min
 Delta R.T.: -0.010 min
 Response: 473938
 Conc: 13.29 ng/ul



#2 n-triacontane-d62 (S)
 R.T.: 9.345 min
 Delta R.T.: -0.010 min
 Response: 491579
 Conc: 16.39 ng/ul

BLANK SPIKE

Data File : G:\DATA\040407 A\EP20983.D
Acq On : 4 Apr 2007 12:34
Sample : LCS 580-17271/2-AA
Misc :
IntFile : events.e

Vial: 5
Operator: RBF
Inst : SEA016
Multiplr: 1.00

Quant Time: Apr 5 7:23 2007 Quant Results File: AKXF0402.RES

Quant Method : G:\METHODS\AKXF0402.M (Chemstation Integrator)
Title : Ak102/103 front column (04/02/07)
Last Update : Mon Apr 02 13:46:34 2007
Response via : Initial Calibration
DataAcq Meth : EXTFACQ.M

Volume Inj. :
Signal Phase :
Signal Info :

Compound	R.T.	Response	Conc Units
System Monitoring Compounds			
1) S o-terphenyl (S)	6.36	704639	19.754 ng/ul
2) S n-triacontane-d62 (S)	9.35	582336	19.412 ng/ul
Target Compounds			
3) H DRO (nC10-<nC25)	5.00	17220957	489.652 ng/ul
4) H RRO (nC25-nC36)	9.00	9654731	553.031 ng/ul

Quant Method : G:\METHODS\AKXF0402.M (Chemstation Integrator)

Title : Ak102/103 front column (04/02/07)

Last Update : Mon Apr 02 13:46:34 2007

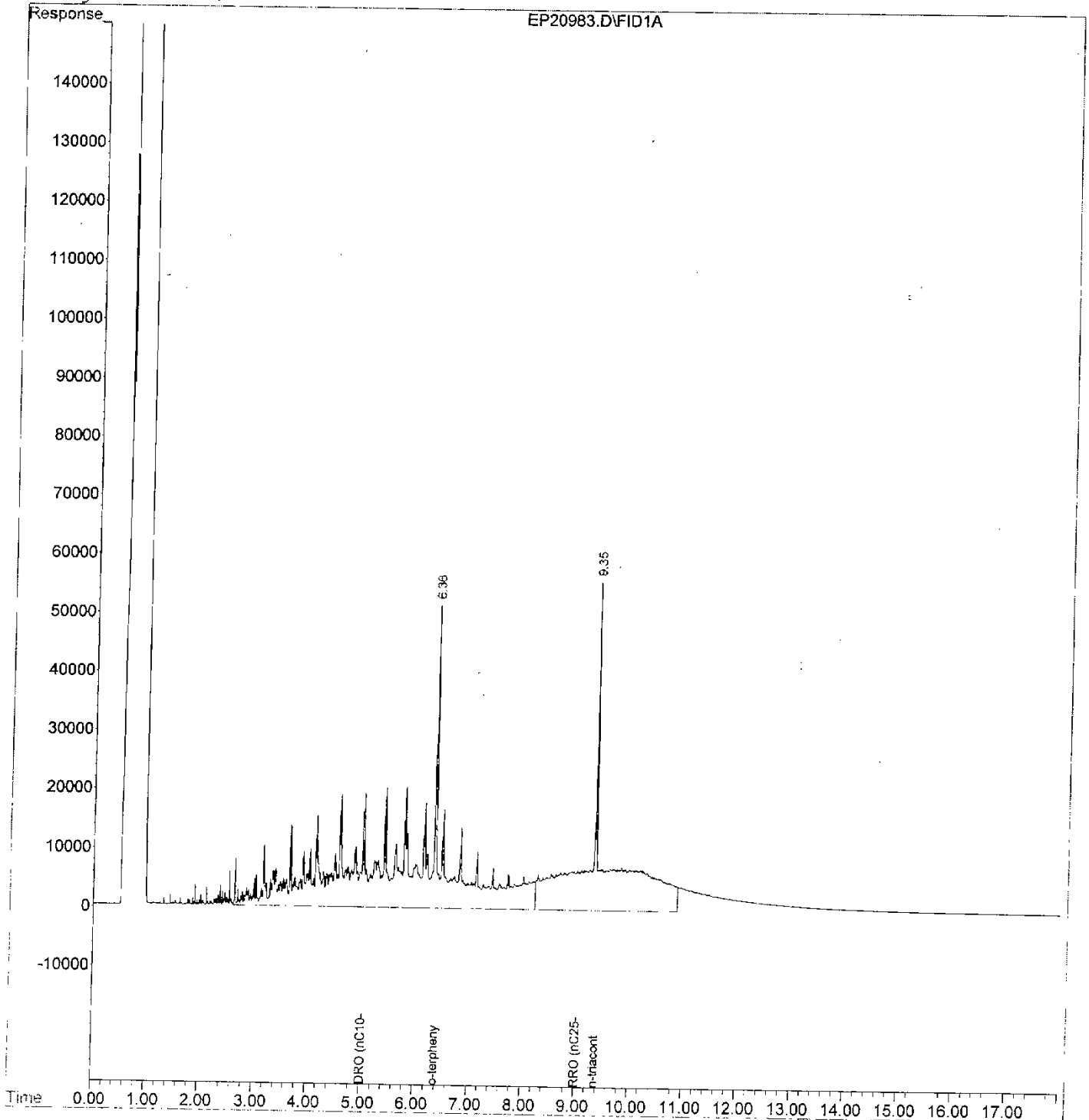
Response via : Multiple Level Calibration

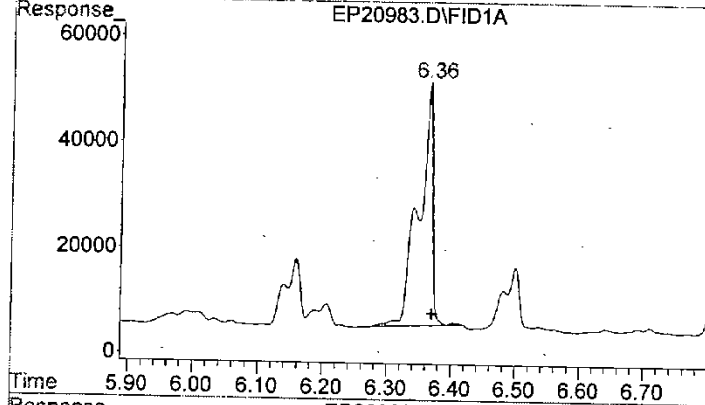
DataAcq Meth : EXTFACT.M

Volume Inj. :

Signal Phase :

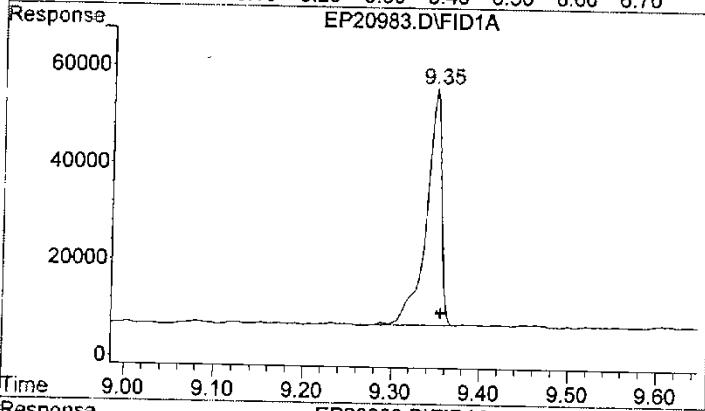
Signal Info :





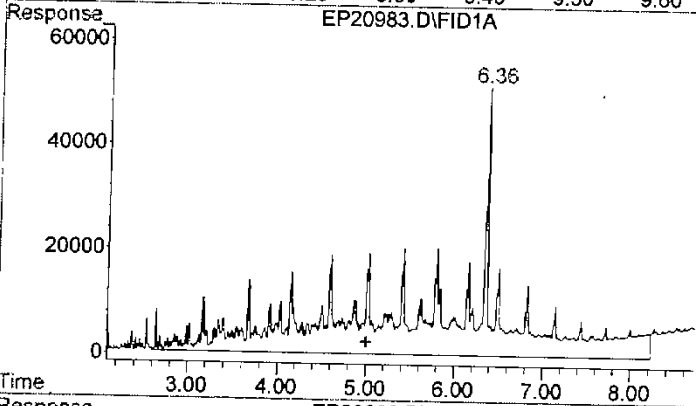
#1 o-terphenyl (S)

R.T.: 6.363 min
 Delta R.T.: -0.007 min
 Response: 704639
 Conc: 19.75 ng/ul



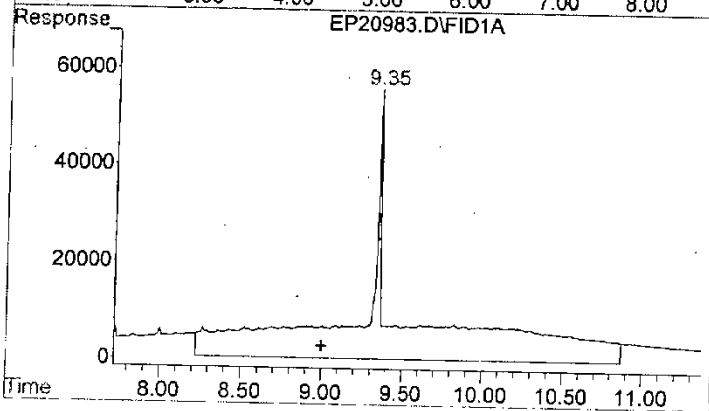
#2 n-triacontane-d62 (S)

R.T.: 9.348 min
 Delta R.T.: -0.008 min
 Response: 582336
 Conc: 19.41 ng/ul



#3 DRO (nC10-<nC25)

R.T.: 5.000 min
 Delta R.T.: 0.000 min
 Response: 17220957
 Conc: 489.65 ng/ul m



#4 RRO (nC25-nC36)

R.T.: 9.000 min
 Delta R.T.: 0.000 min
 Response: 9654731
 Conc: 553.03 ng/ul m

Data File : G:\DATA\040407 A\EP20984.D Vial: 6
 Acq On : 4 Apr 2007 13:00 Operator: RBF
 Sample : LCSD 580-17271/3-AA Inst : SEA016
 Misc : Multiplr: 1.00
 IntFile : events.e
 Quant Time: Apr 5 7:23 2007 Quant Results File: AKXF0402.RES

Quant Method : G:\METHODS\AKXF0402.M (Chemstation Integrator)
 Title : Ak102/103 front column (04/02/07)
 Last Update : Mon Apr 02 13:46:34 2007
 Response via : Initial Calibration
 DataAcq Meth : EXTEACQ.M

Volume Inj. :
 Signal Phase :
 Signal Info :

Compound	R.T.	Response	Conc Units
System Monitoring Compounds			
1) S o-terphenyl (S)	6.37	658773	18.468 ng/ul
2) S n-triacontane-d62 (S)	9.35	587655	19.590 ng/ul
Target Compounds			
3) H DRO (nC10-<nC25)	5.00	16341800	464.555 ng/ul
4) H RRO (nC25-nC36)	9.00	9622870	551.171 ng/ul

Data File : G:\DATA\040407_A\EP20984.D

Vial: 6

Acq On : 4 Apr 2007 13:00

Operator: RBF

Sample : LCSD 580-17271/3-AA

Inst : SEA016

Misc :

Multiplr: 1.00

IntFile : events.e

Quant Time: Apr 5 7:23 2007 Quant Results File: AKXF0402.RES

Quant Method : G:\METHODS\AKXF0402.M (Chemstation Integrator)

Title : Ak102/103 front column (04/02/07)

Last Update : Mon Apr 02 13:46:34 2007

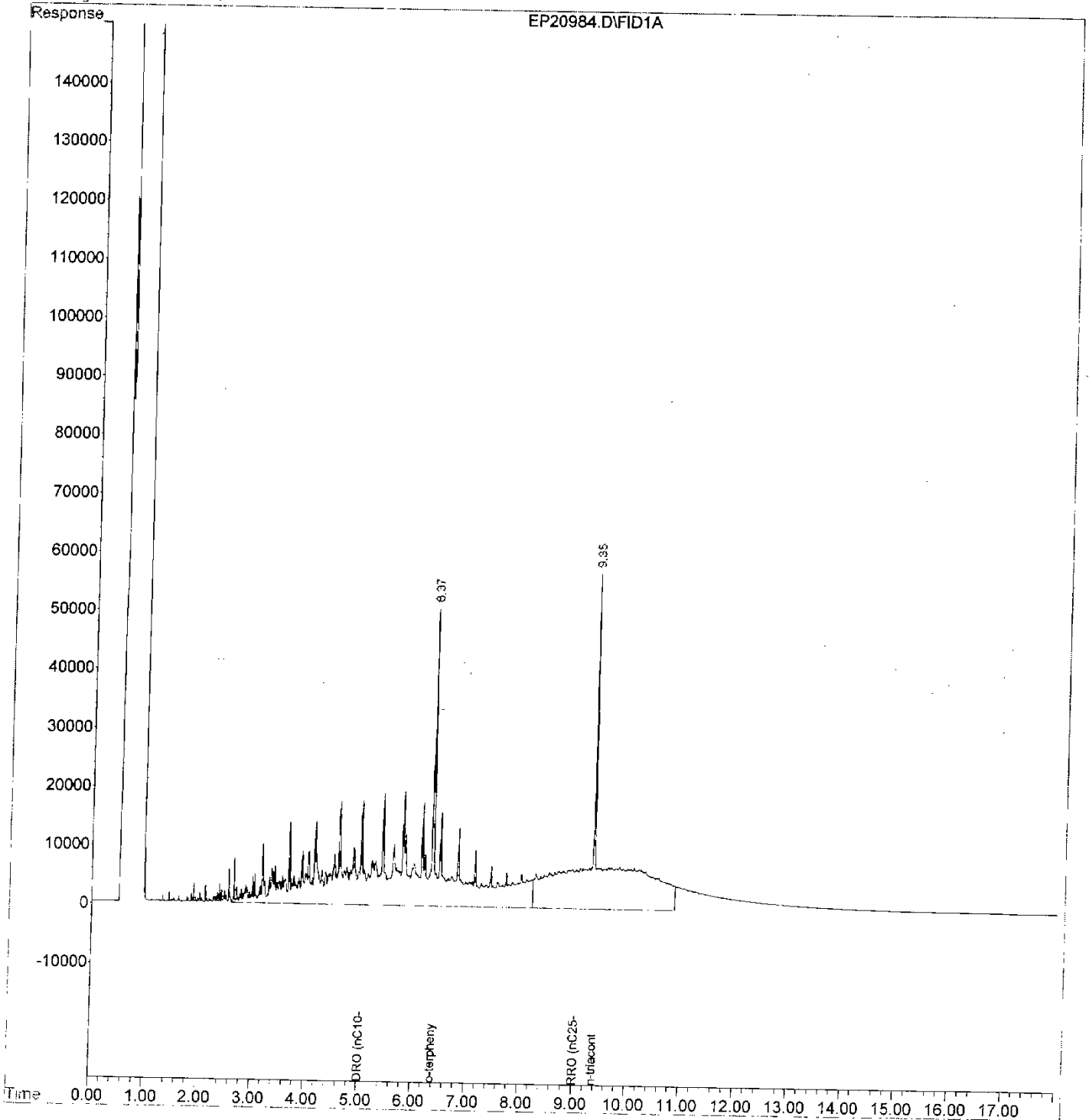
Response via : Multiple Level Calibration

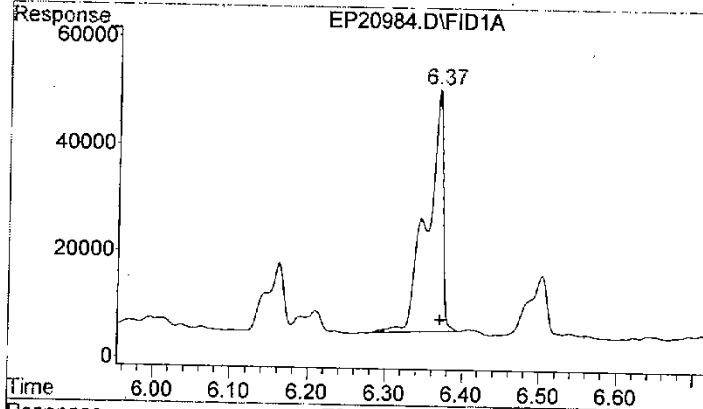
DataAcq Meth : EXTFACT.M

Volume Inj. :

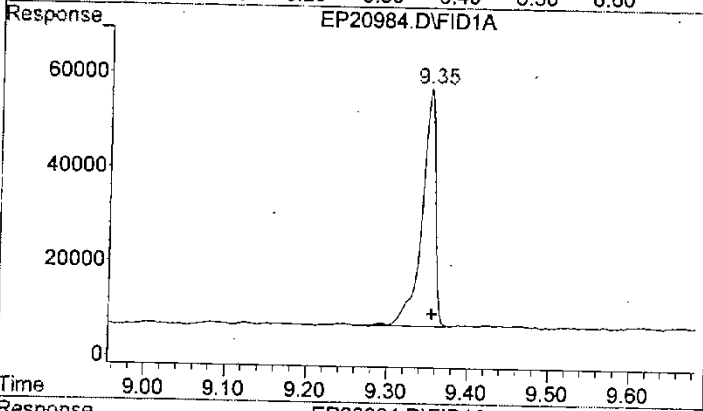
Signal Phase :

Signal Info :

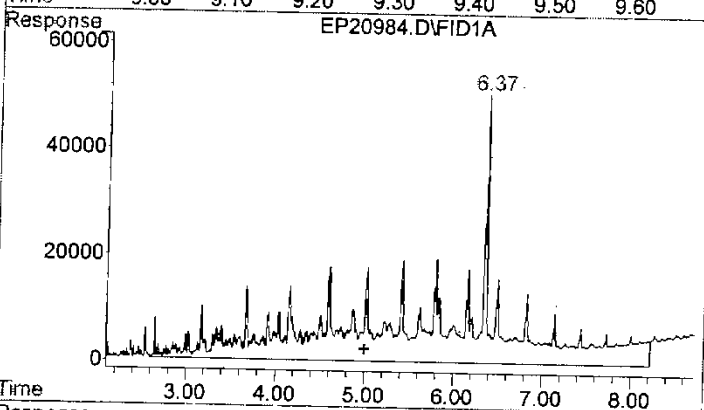




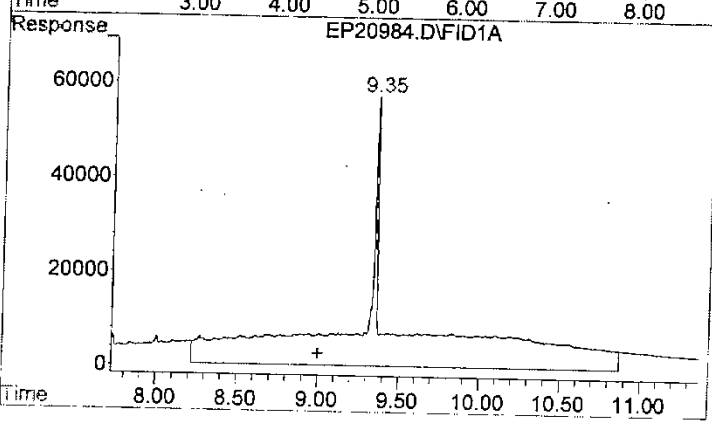
#1 o-terphenyl (S)
 R.T.: 6.367 min
 Delta R.T.: -0.004 min
 Response: 658773
 Conc: 18.47 ng/ul



#2 n-triacontane-d62 (S)
 R.T.: 9.351 min
 Delta R.T.: -0.005 min
 Response: 587655
 Conc: 19.59 ng/ul



#3 DRO (nC10-<nC25)
 R.T.: 5.000 min
 Delta R.T.: 0.000 min
 Response: 16341800
 Conc: 464.55 ng/ul m



#4 RRO (nC25-nC36)
 R.T.: 9.000 min
 Delta R.T.: 0.000 min
 Response: 9622870
 Conc: 551.17 ng/ul m

MATIX SPIKE / MATRIX SPIKE DUPLICATE

Data File : G:\DATA\040407 A\EP20990.D

Acq On : 4 Apr 2007 15:41

Sample : 580-5404-A-14-F MS

Misc :

IntFile : events.e

Vial: 12

Operator: RBF

Inst : SEA016

Multiplr: 1.00

Quant Time: Apr 5 7:24 2007 Quant Results File: AKXF0402.RES

Quant Method : G:\METHODS\AKXF0402.M (Chemstation Integrator)

Title : Ak102/103 front column (04/02/07)

Last Update : Mon Apr 02 13:46:34 2007

Response via : Initial Calibration

DataAcq Meth : EXTFACQ.M

Volume Inj. :

Signal Phase :

Signal Info :

Compound	R.T.	Response	Conc Units
System Monitoring Compounds			
1) S o-terphenyl (S)	6.37	735251	20.612 ng/ul
2) S n-triacontane-d62 (S)	9.36	585262	19.510 ng/ul
Target Compounds			
3) H DRO (nC10-<nC25)	5.00	18102210	514.809 ng/ul
4) H RRO (nC25-nC36)	9.00	9928132	568.992 ng/ul

Data File : G:\DATA\040407 A\EP20990.D

Vial: 12

Acq On : 4 Apr 2007 15:41

Operator: RBF

Sample : 580-5404-A-14-F MS

Inst : SEA016

Misc :

Multiplr: 1.00

IntFile : events.e

Quant Time: Apr 5 7:24 2007 Quant Results File: AKXF0402.RES

Quant Method : G:\METHODS\AKXF0402.M (Chemstation Integrator)

Title : Ak102/103 front column (04/02/07)

Last Update : Mon Apr 02 13:46:34 2007

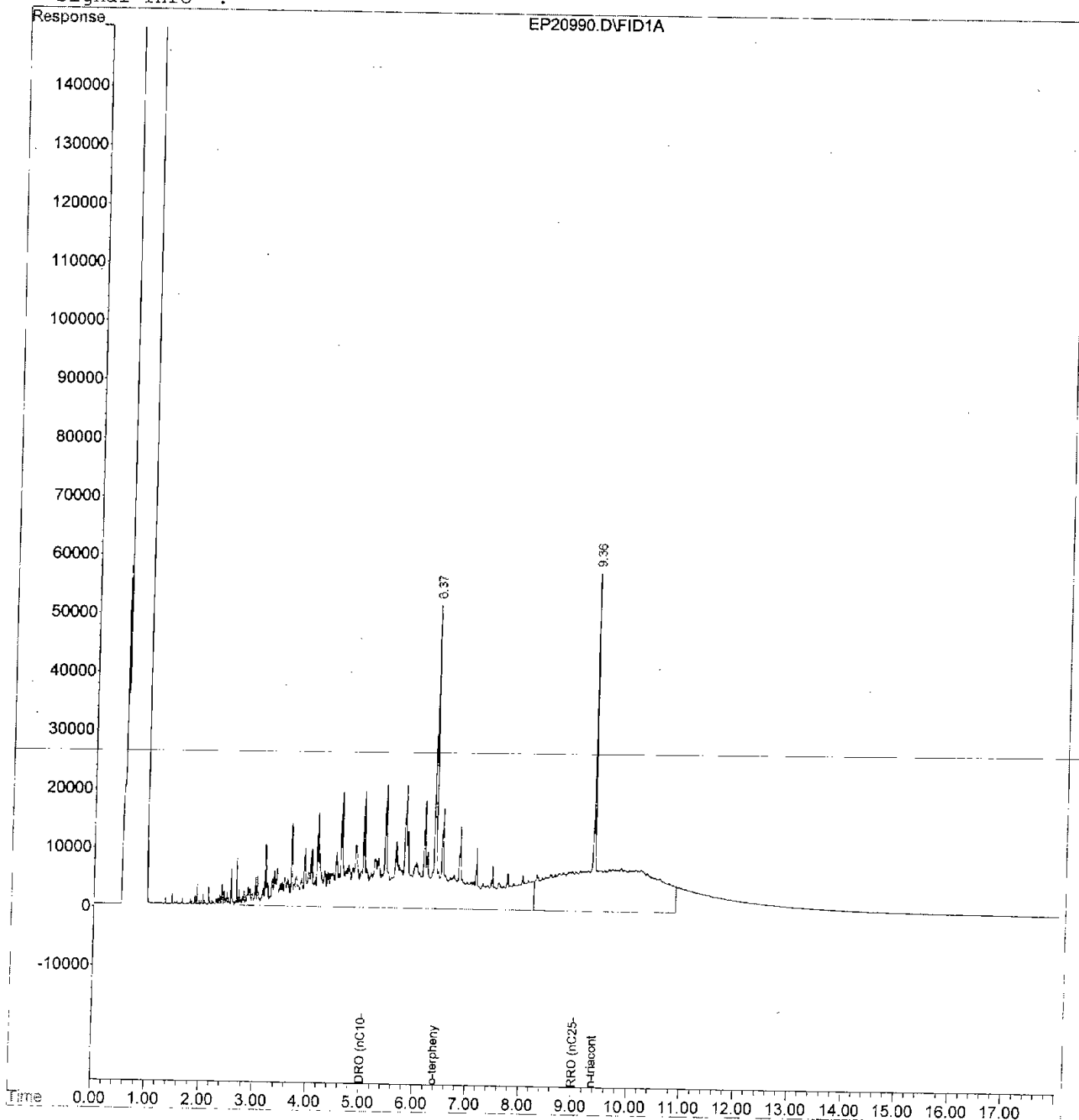
Response via : Multiple Level Calibration

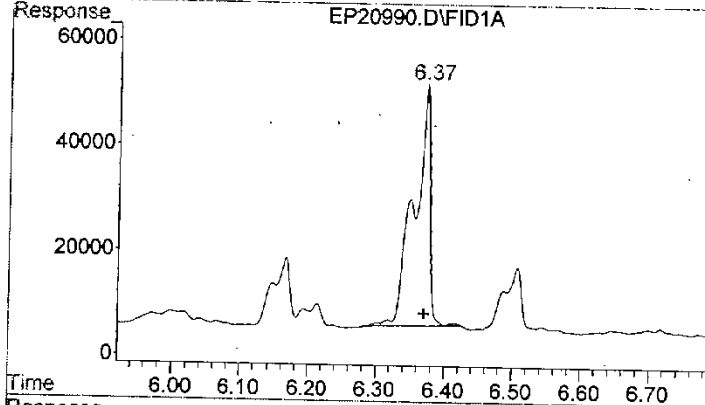
DataAcq Meth : EXTIFACQ.M

Volume Inj. :

Signal Phase :

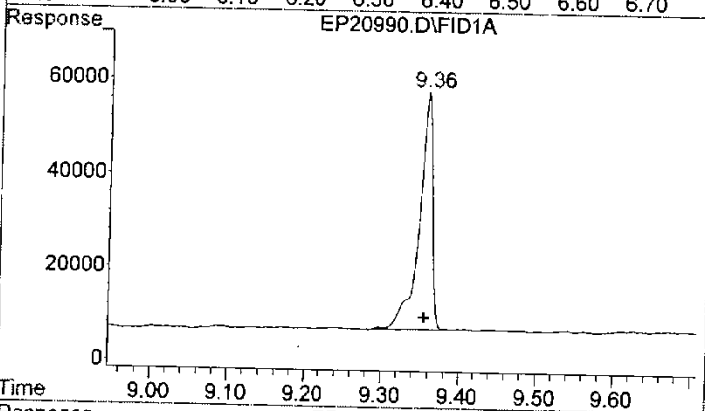
Signal Info :





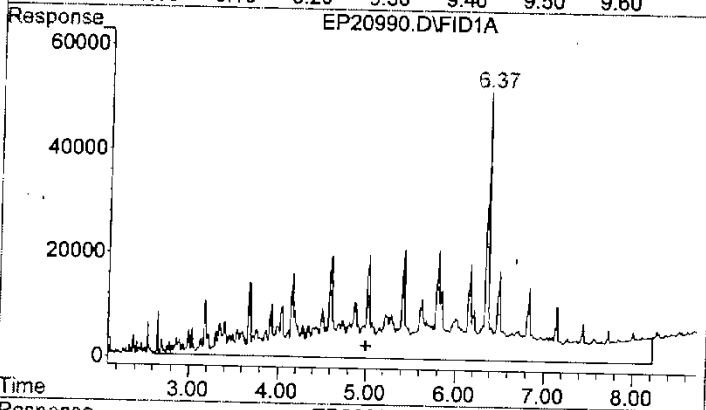
#1 o-terphenyl (S)

R.T.: 6.371 min
 Delta R.T.: 0.000 min
 Response: 735251
 Conc: 20.61 ng/ul



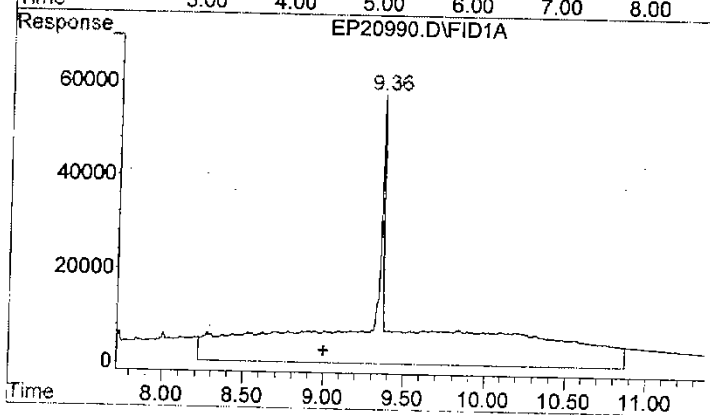
#2 n-triacontane-d62 (S)

R.T.: 9.357 min
 Delta R.T.: 0.001 min
 Response: 585262
 Conc: 19.51 ng/ul



#3 DRO (nC10-<nC25)

R.T.: 5.000 min
 Delta R.T.: 0.000 min
 Response: 18102210
 Conc: 514.81 ng/ul m



#4 RRO (nC25-nC36)

R.T.: 9.000 min
 Delta R.T.: 0.000 min
 Response: 9928132
 Conc: 568.99 ng/ul m

Data File : G:\DATA\040407 A\EP20991.D Vial: 13
 Acq On : 4 Apr 2007 16:08 Operator: RBF
 Sample : 580-5404-A-14-G MSD Inst : SEA016
 Misc : Multiplr: 1.00
 IntFile : events.e
 Quant Time: Apr 5 7:24 2007 Quant Results File: AKXF0402.RES

Quant Method : G:\METHODS\AKXF0402.M (Chemstation Integrator)
 Title : Ak102/103 front column (04/02/07)
 Last Update : Mon Apr 02 13:46:34 2007
 Response via : Initial Calibration
 DataAcq Meth : EXTFACT.M

Volume Inj. :
 Signal Phase :
 Signal Info :

Compound	R.T.	Response	Conc Units
System Monitoring Compounds			
1) S o-terphenyl (S)	6.37	551620	15.464 ng/ul
2) S n-triacontane-d62 (S)	9.36	565515	18.852 ng/ul
Target Compounds			
3) H DRO (nC10-<nC25)	5.00	13712133	389.486 ng/ul
4) H RRO (nC25-nC36)	9.00	9353145	535.425 ng/ul

Data File : G:\DATA\040407 A\EP20991.D

Vial: 13

Acq On : 4 Apr 2007 16:08

Operator: RBF

Sample : 580-5404-A-14-G MSD

Inst : SEA016

Misc :

Multiplr: 1.00

IntFile : events.e

Quant Time: Apr 5 7:24 2007 Quant Results File: AKXF0402.RES

Quant Method : G:\METHODS\AKXF0402.M (Chemstation Integrator)

Title : Ak102/103 front column (04/02/07)

Last Update : Mon Apr 02 13:46:34 2007

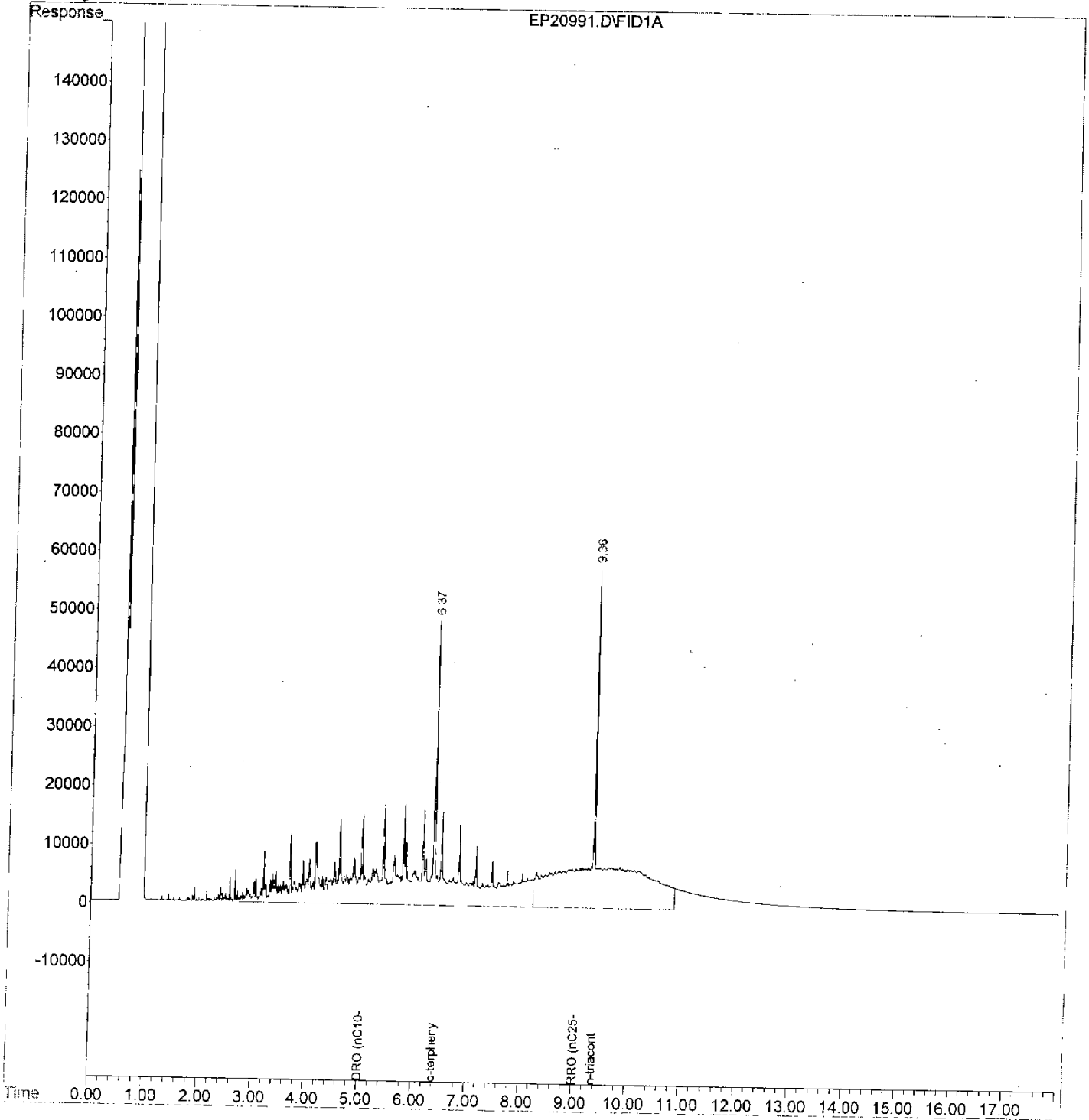
Response via : Multiple Level Calibration

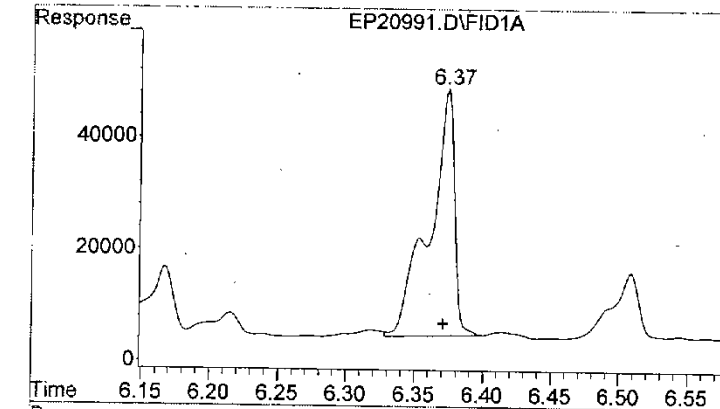
DataAcq Meth : EXTFACQ.M

Volume Inj. :

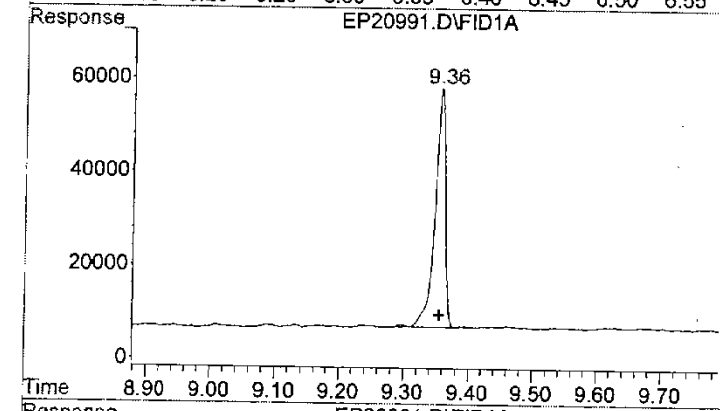
Signal Phase :

Signal Info :

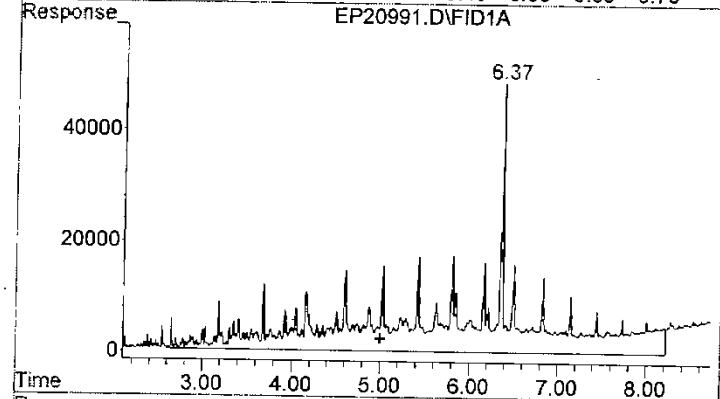




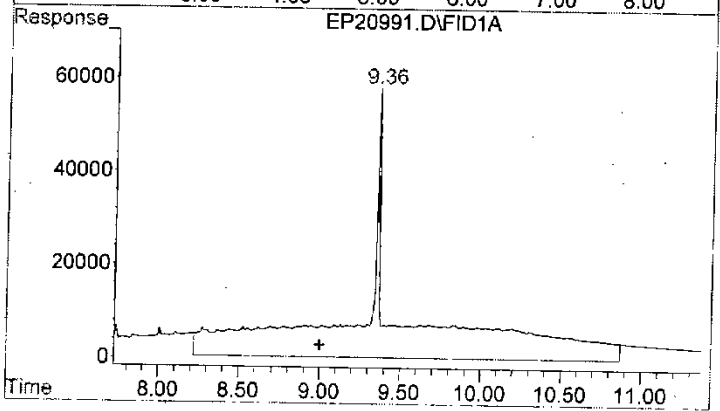
#1 o-terphenyl (S)
 R.T.: 6.372 min
 Delta R.T.: 0.001 min
 Response: 551620
 Conc: 15.46 ng/ul



#2 n-triacontane-d62 (S)
 R.T.: 9.356 min
 Delta R.T.: 0.000 min
 Response: 565515
 Conc: 18.85 ng/ul



#3 DRO (nC10-<nC25)
 R.T.: 5.000 min
 Delta R.T.: 0.000 min
 Response: 13712133
 Conc: 389.49 ng/ul m



#4 RRO (nC25-nC36)
 R.T.: 9.000 min
 Delta R.T.: 0.000 min
 Response: 9353145
 Conc: 535.42 ng/ul m

LABORATORY WORKSHEETS

Solid SW-846-3500 Analysis Sheet

(To Accompany Samples to Instruments)

Batch Number: 580-17271

Method Code: 580-3550B_LL-580

Analyst: Chambers, Stephen L

Batch Open: 4/4/2007 8:00:09AM

Batch End:

Ultrasonic Extraction (Low Level)

Input Sample Lab ID (Analytical Method)	SDG	Initial Amount	Final Amount	Due Date	Analytical TAT	Div Rank	Comments	Output Sample Lab ID
1 MB-580-17271/1 N/A	N/A	10 g	10 mL	N/A	N/A	N/A		MB-580-17271-1-A-A
2 LCS-580-17271/2 N/A	N/A	10 g	10 mL	N/A	N/A	N/A		LCS-580-17271-2-A-A
3 LCSD-580-17271/3 N/A	N/A	10 g	10 mL	N/A	N/A	N/A		LCS-580-17271-3-A-A
4 580-5372-A-3 (AK102_103)	N/A	10.6120 g	10 mL	4/10/07	13_Days - R	4		580-5372-A-3-D
5 580-5385-B-11 (AK102_103)	N/A	10.3980 g	10 mL	4/11/07	13_Days - R	4		580-5385-B-11-J
6 580-5385-B-12 (AK102_103)	N/A	10.9096 g	10 mL	4/11/07	13_Days - R	4		580-5385-B-12-E
7 580-5404-A-13 (AK102_103)	N/A	10.5752 g	10 mL	4/12/07	13_Days - R	4		580-5404-A-13-E
8 580-5404-A-14 (AK102_103)	N/A	10.7476 g	10 mL	4/12/07	13_Days - R	4		580-5404-A-14-E
9 580-5404-A-14-MS (AK102_103)	N/A	10.9170 g	10 mL	4/12/07	13_Days - R	4		580-5404-A-14-E
10 580-5404-A-14-MSD (AK102_103)	N/A	10.8282 g	10 mL	4/12/07	13_Days - R	4		580-5404-A-14-E
11 580-5407-A-5 (AK102_103)	N/A	10.4936 g	10 mL	4/12/07	13_Days - R	4		580-5407-A-5-F
12 580-5407-A-6 (AK102_103)	N/A	10.0452 g	10 mL	4/12/07	13_Days - R	4		580-5407-A-6-H

Solid SW-846-3500 Analysis Sheet

(To Accompany Samples to Instruments)

Batch Number: 580-17271

Method Code: 580-3550B_LL-580

Analyst: Chambers, Stephen L

Batch Open: 4/4/2007 8:00:09AM

Batch End:

Batch Notes

Batch Comment sea203

Person's name who did the concentration

Vendor lot number

Prep Solvent Volume Used 10

Person's name who witnessed reagent drop

Solvent MeCL2

Vendor of Reagent used J.T. Baker

Page 506 of 814

Comments

Login Comments for Job 5372: PND07-9 4oz soil jar rcvd broken...
PHD07-9 Methanol preserved sample in non pretared jar...

Solid SW-846-3500 Analysis Sheet

(To Accompany Samples to Instruments)

Batch Number: 580-17271

Method Code: 580-3550B_LL-580

Analyst: Chambers, Stephen L

Batch Open: 4/4/2007 8:00:09AM

Batch End:

Reagent Additions Worksheet

Lab ID	Reagent Code	Amount Added	Final Amount	By	Witness
MB 580-17271/1	SAK1023_SR_00003	100 uL	10 mL		
LCS 580-17271/2	NWDX_MS_00001	100 uL	10 mL		
LCS 580-17271/2	SAK1023_SR_00003	100 uL	10 mL		
LCSD 580-17271/3	NWDX_MS_00001	100 uL	10 mL		
LCSD 580-17271/3	SAK1023_SR_00003	100 uL	10 mL		
580-5372-A-3	SAK1023_SR_00003	100 uL	10 mL		
580-5385-B-11	SAK1023_SR_00003	100 uL	10 mL		
580-5385-B-12	SAK1023_SR_00003	100 uL	10 mL		
580-5404-A-13	SAK1023_SR_00003	100 uL	10 mL		
580-5404-A-14	SAK1023_SR_00003	100 uL	10 mL		
580-5404-A-14 MS	NWDX_MS_00001	100 uL	10 mL		
580-5404-A-14 MS	SAK1023_SR_00003	100 uL	10 mL		
580-5404-A-14 MSD	NWDX_MS_00001	100 uL	10 mL		
580-5404-A-14 MSD	SAK1023_SR_00003	100 uL	10 mL		
580-5407-A-5	SAK1023_SR_00003	100 uL	10 mL		
580-5407-A-6	SAK1023_SR_00003	100 uL	10 mL		

Solid SW-846-3500 Analysis Sheet

(To Accompany Samples to Instruments)

Batch Number: 580-17271

Method Code: 580-3550B_LL-580

Analyst: Chambers, Stephen L

Batch Open: 4/4/2007 8:00:09AM

Batch End:

Reagent	Other Reagents:	Amount/Units	Lot#:

ORGANOCHLORINE PESTICIDES DATA PACKAGE

SAMPLE DATA

Signal #1 : L:\DATA\070403_A\ECD23925.D\ECD1A.CH Vial: 25
 Signal #2 : L:\DATA\070403_A\ECD23925.D\ECD2B.CH
 Acq On : 03 Apr 2007 11:11 pm Operator: STM
 Sample : 580-5372-A-3-B Inst : SEA035
 Misc : BT=SEA03517226 Multiplr: 1.00
 IntFile Signal #1: AUTOINT1.E IntFile Signal #2: AUTOINT2.E
 Quant Time: Apr 04 10:04:22 2007 Quant Results File: 070313_8081.RES

Quant Method : L:\METHODS\070313_8081.M (Chemstation Integrator)
 Title : 8081A Pesticides - Dual Column
 Last Update : Thu Mar 29 15:32:41 2007
 Response via : Initial Calibration
 DataAcq Meth : PEST.M

Volume Inj. : 1.0 ul
 Signal #1 Phase : RTX-CLPesticides Signal #2 Phase: RTX-CLPesticides 2
 Signal #1 Info : Signal #2 Info :

Compound	RT#1	RT#2	Resp#1	Resp#2	ug/L	ug/L
----------	------	------	--------	--------	------	------

System Monitoring Compounds

2) SR	Tetrachloro-m-xy	5.40	6.43	21130291	14307736	7.824	7.729
	Spiked Amount	20.000	Range 60 - 150	Recovery =		39.12%#	38.65%#
26) SR	Decachlorobiphen	11.18	12.36	10380234	7316817	6.750	9.714 #
	Spiked Amount	20.000	Range 60 - 150	Recovery =		33.75%#	48.57%#

Target Compounds

1) T	Hexachlorobutadi	3.15	4.16	158431	163163	0.031	0.047m#
3)	alpha-BHC	0.00	0.00	0	0	N.D. d	N.D. d
4) T	Hexachlorobenzen	5.84	7.04	1799822	138710	0.471m	0.070m#
5) M	gamma-BHC (Linda	6.38	7.35	672010	421376	0.193m	0.197m
6)	beta-BHC	0.00	0.00	0	0	N.D. d	N.D. d
7)	delta-BHC	0.00	0.00	0	0	N.D. d	N.D. d
8) M	Heptachlor	6.81f	8.03	713870	332758	0.231m	0.168m#
9) M	Aldrin	7.13	8.39f	154918	277952	0.051m	0.148m#
10)	Heptachlor Epoxi	0.00	0.00	0	0	N.D. d	N.D. d
11)	gamma-Chlordane	0.00	0.00	0	0	N.D. d	N.D. d
12)	alpha-Chlordane	0.00	0.00	0	0	N.D.	N.D. d
13)	Endosulfan I	0.00	0.00	0	0	N.D. d	N.D. d
14)	4,4'-DDE	0.00	0.00	0	0	N.D. d	N.D. d
15) M	Dieldrin	8.53	9.60	980339	168165	0.389m	0.115m#
16) M	Endrin	0.00	0.00	0	0	N.D. d	N.D. d
17)	4,4'-DDD	9.00	10.00	763936	560007	0.382	0.500m#
18)	Endosulfan II	0.00	0.00	0	0	N.D. d	N.D. d
19) M	4,4'-DDT	9.29	10.31	1448313	448330	1.057m	0.514m#
20)	Endrin Aldehyde	0.00	0.00	0	0	N.D. d	N.D. d
21)	Endosulfan Sulfa	0.00	0.00	0	0	N.D. d	N.D. d
22)	Methoxychlor	0.00	0.00	0	0	N.D. d	N.D. d
23)	Endrin Ketone	0.00	0.00	0	0	N.D. d	N.D. d
24) T	Toxaphene	0.00	0.00	0	0	N.D.	N.D.
25)	Chlordane (techn	0.00	0.00	0	0	N.D.	N.D.

STM
4/4/07

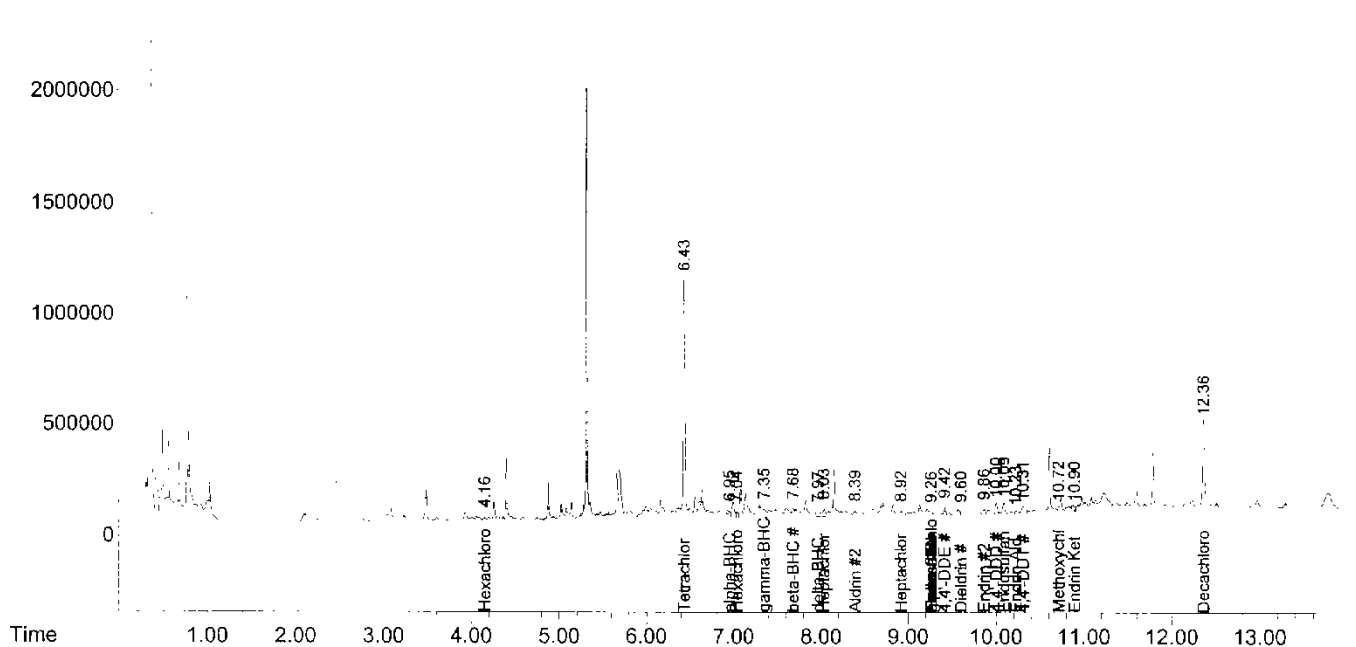
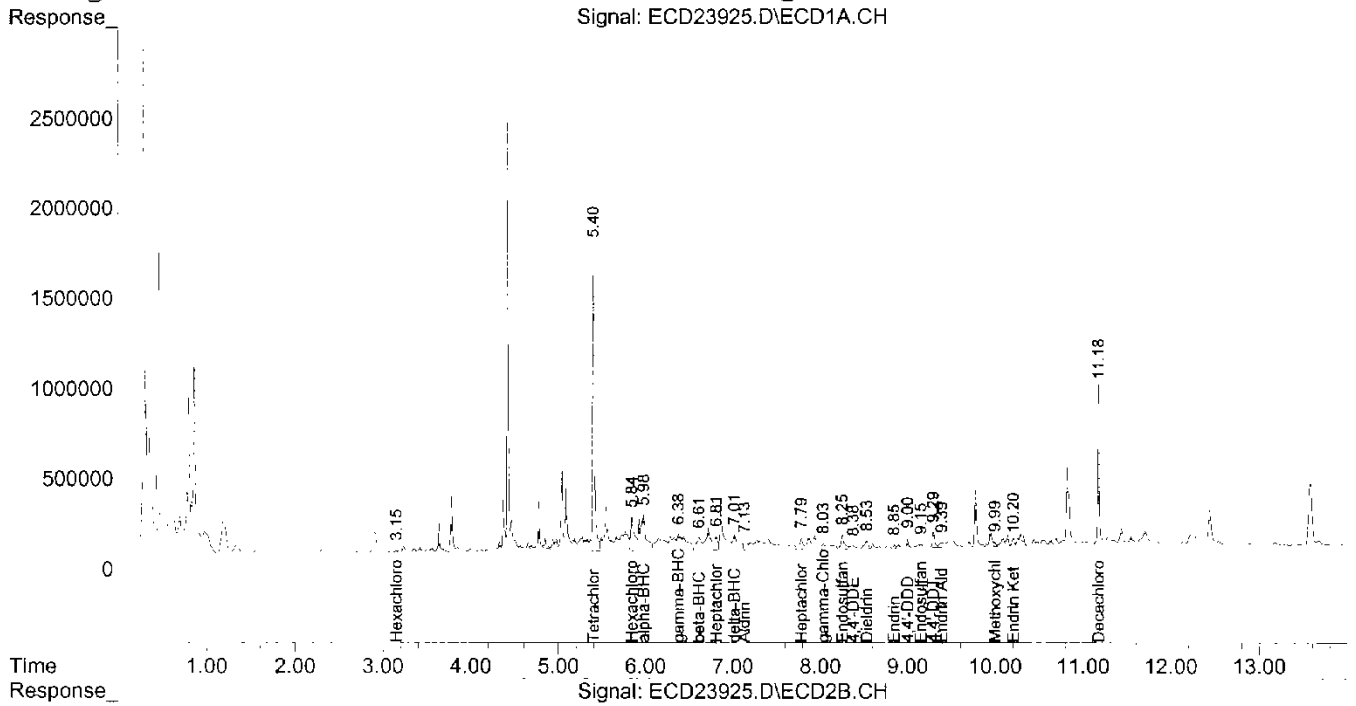
Data File Name ECD23925.D
Sample Name 580-5372-A-3-B
RT STD File Name ECD22089.D

Name	Column #1			Column #2		
	Ret Time	Std RT		Ret Time	Std RT	
Hexachlorobutadiene	3.151	3.160	PASS	4.156	4.160	PASS
Tetrachloro-m-xylene (S)	5.403	5.403	PASS	6.435	6.435	PASS
alpha-BHC	5.977	5.965	PASS	6.952	6.941	PASS
Hexachlorobenzene	5.844	5.868	PASS	7.037	7.039	PASS
gamma-BHC (Lindane)	6.376	6.359	PASS	7.351	7.336	PASS
beta-BHC	6.610	6.657	FAIL	7.684	7.657	PASS
delta-BHC	7.014	6.988	PASS	7.967	7.965	PASS
Heptachlor	6.807	6.777	PASS	8.035	8.040	PASS
Aldrin	7.132	7.139	PASS	8.391	8.414	PASS
Heptachlor Epoxide	7.787	7.771	PASS	8.917	8.905	PASS
gamma-Chlordane	8.035	8.034	PASS	9.264	9.251	PASS
alpha-Chlordane	0.000	8.141	FAIL	9.264	9.304	FAIL
Endosulfan I	8.254	8.198	FAIL	9.264	9.304	FAIL
4,4'-DDE	8.380	8.383	PASS	9.416	9.462	FAIL
Dieldrin	8.532	8.513	PASS	9.602	9.622	PASS
Endrin	8.848	8.850	PASS	9.864	9.865	PASS
4,4'-DDD	9.002	9.007	PASS	10.003	10.005	PASS
Endosulfan II	9.154	9.140	PASS	10.090	10.139	FAIL
4,4'-DDT	9.295	9.294	PASS	10.308	10.311	PASS
Endrin Aldehyde	9.391	9.382	PASS	10.228	10.248	PASS
Endosulfan Sulfate	0.000	9.592	FAIL	10.492	10.520	PASS
Methoxychlor	9.995	10.001	PASS	10.719	10.717	PASS
Endrin Ketone	10.205	10.195	PASS	10.898	10.906	PASS
Decachlorobiphenyl (S)	11.178	11.179	PASS	12.363	12.364	PASS

Signal #1 : L:\DATA\070403_A\ECD23925.D\ECD1A.CH Vial: 25
Signal #2 : L:\DATA\070403_A\ECD23925.D\ECD2B.CH
Acq On : 03 Apr 2007 11:11 pm Operator: STM
Sample : 580-5372-A-3-B Inst : SEA035
Misc : BT=SEA03517226 Multiplr: 1.00
IntFile Signal #1: AUTOINT1.E IntFile Signal #2: AUTOINT2.E
Quant Time: Apr 4 10:04 2007 Quant Results File: 070313_8081.RES

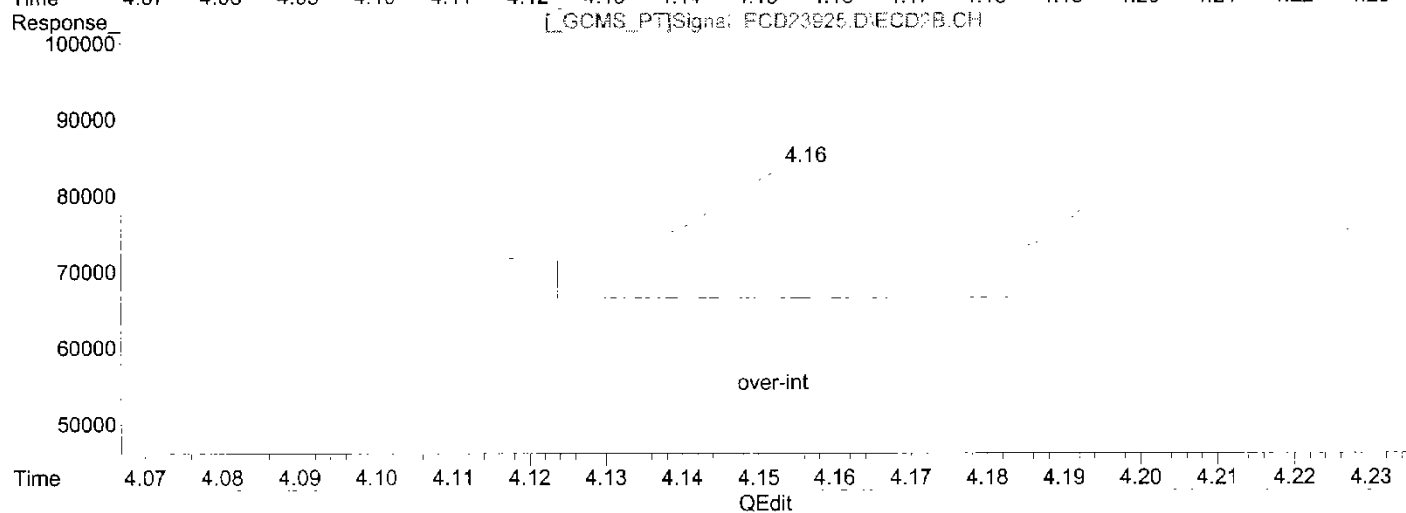
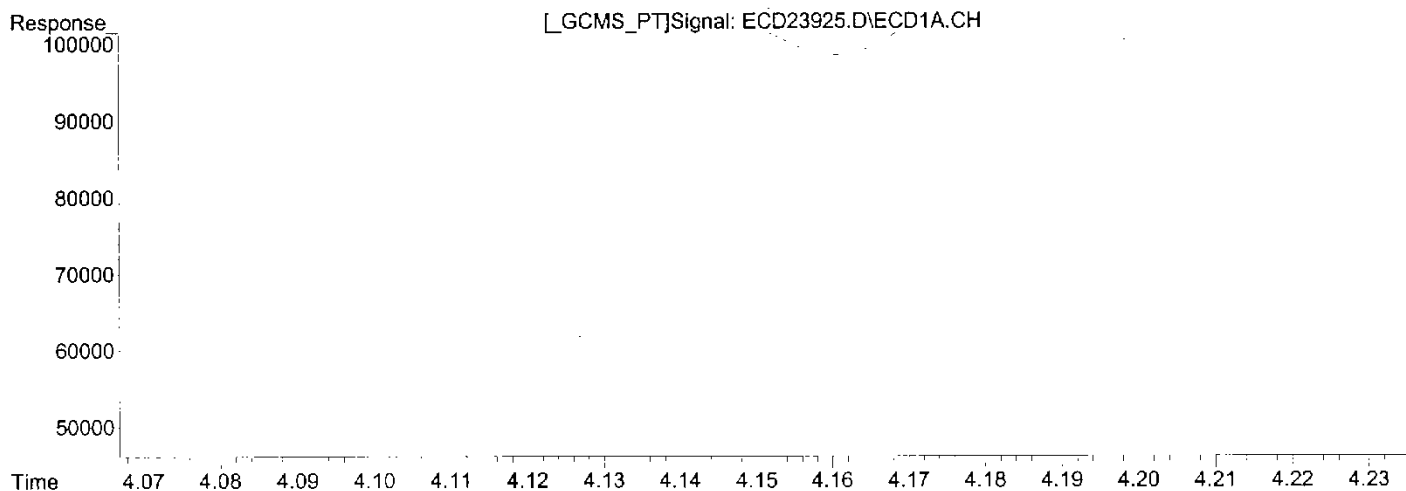
Quant Method : L:\METHODS\070313_8081.M (Chemstation Integrator)
Title : 8081A Pesticides - Dual Column
Last Update : Thu Mar 29 15:32:41 2007
Response via : Multiple Level Calibration
DataAcq Meth : PEST.M

Volume Inj. : 1.0 ul
Signal #1 Phase : RTX-CLPesticides Signal #2 Phase: RTX-CLPesticides 2
Signal #1 Info : Signal #2 Info :



Signal #1 : L:\DATA\070403_A\ECD23925.D\ECD1A.CH Vial: 25
Signal #2 : L:\DATA\070403_A\ECD23925.D\ECD2B.CH
Acq On : 03 Apr 2007 11:11 pm Operator: STM
Sample : 580-5372-A-3-B Inst : SEA035
Misc : BT=SEA03517226 Multiplr: 1.00
IntFile Signal #1: AUTOINT1.E IntFile Signal #2: AUTOINT2.E
Quant Time: Apr 4 10:04 2007 Quant Results File: 070313_8081.RES

Method : L:\METHODS\070313_8081.M (Chemstation Integrator)
Title : 8081A Pesticides - Dual Column
Last Update : Thu Mar 29 15:32:41 2007
Response via : Multiple Level Calibration



(1) Hexachlorobutadiene (T)

3.15min 0.031ug/L

response 158431

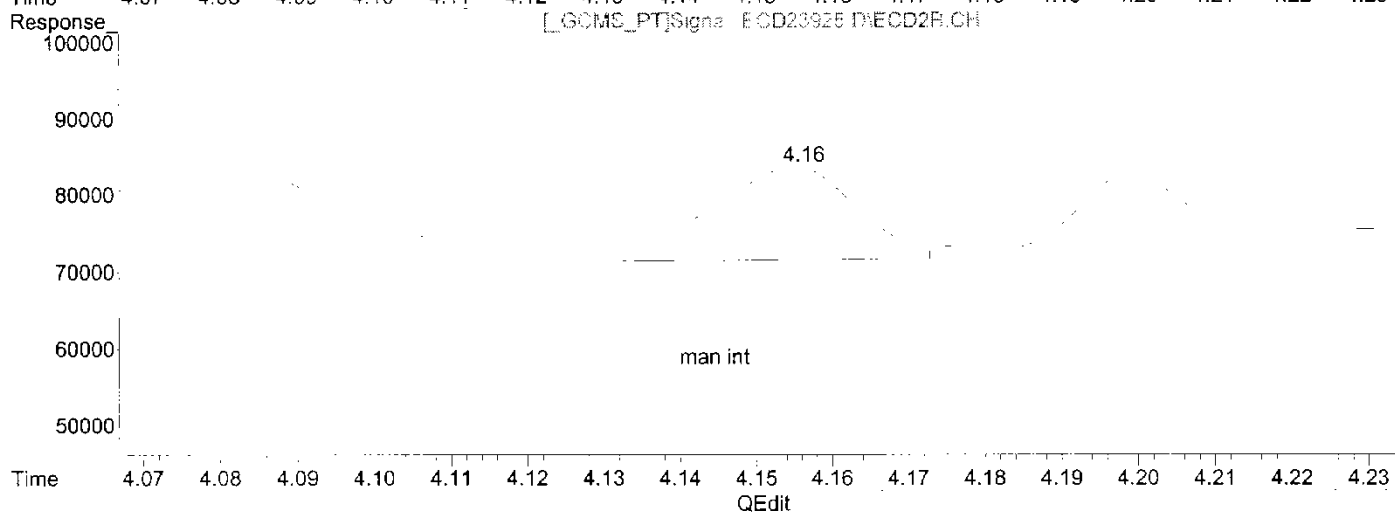
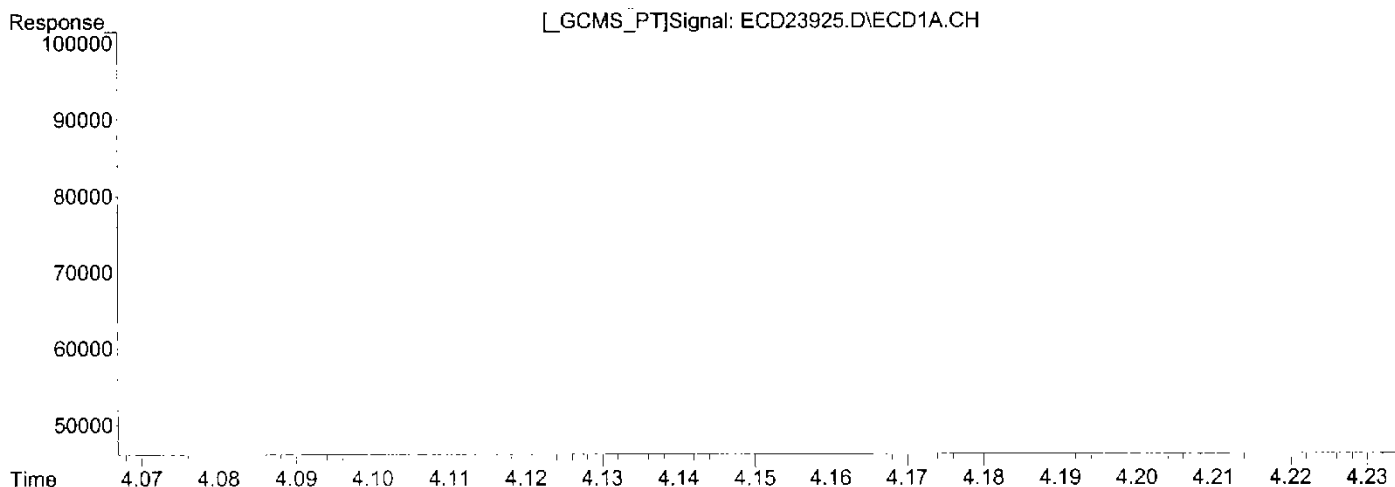
(1) Hexachlorobutadiene #2 (T)

4.16min 0.102ug/L

response 349157

Signal #1 : L:\DATA\070403_A\ECD23925.D\ECD1A.CH Vial: 25
Signal #2 : L:\DATA\070403_A\ECD23925.D\ECD2B.CH
Acq On : 03 Apr 2007 11:11 pm Operator: STM
Sample : 580-5372-A-3-B Inst : SEA035
Misc : BT=SEA03517226 Multiplr: 1.00
IntFile Signal #1: AUTOINT1.E IntFile Signal #2: AUTOINT2.E
Quant Time: Apr 4 10:04 2007 Quant Results File: 070313_8081.RES

Method : L:\METHODS\070313_8081.M (Chemstation Integrator)
Title : 8081A Pesticides - Dual Column
Last Update : Thu Mar 29 15:32:41 2007
Response via : Multiple Level Calibration



(1) Hexachlorobutadiene (T)

3.15min 0.031ug/L

response 158431

(1) Hexachlorobutadiene #2 (T)

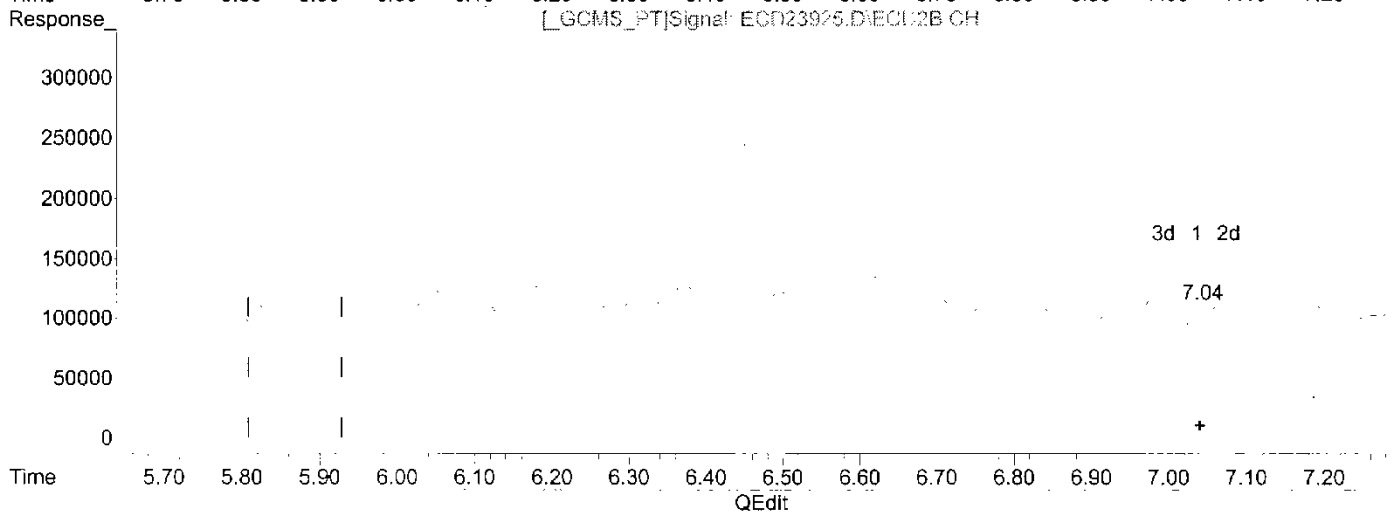
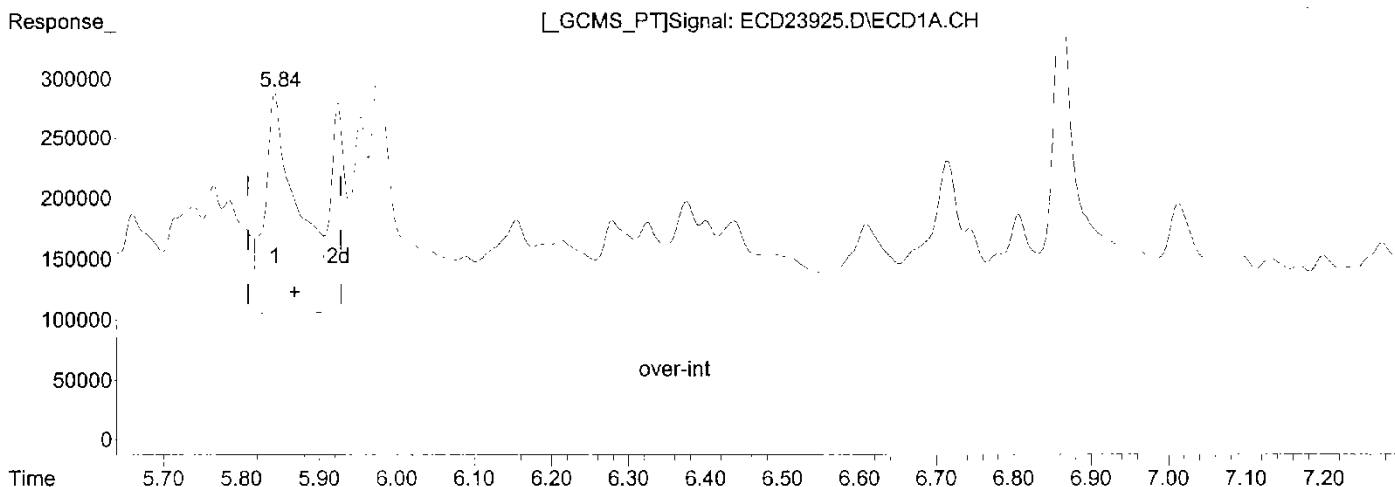
4.16min 0.047ug/L m

response 163163

(+) = Expected Retention Time

Signal #1 : L:\DATA\070403_A\ECD23925.D\ECD1A.CH Vial: 25
Signal #2 : L:\DATA\070403_A\ECD23925.D\ECD2B.CH
Acq On : 03 Apr 2007 11:11 pm Operator: STM
Sample : 580-5372-A-3-B Inst : SEA035
Misc : BT=SEA03517226 Multiplr: 1.00
IntFile Signal #1: AUTOINT1.E IntFile Signal #2: AUTOINT2.E
Quant Time: Apr 4 10:04 2007 Quant Results File: 070313_8081.RES

Method : L:\METHODS\070313_8081.M (Chemstation Integrator)
Title : 8081A Pesticides - Dual Column
Last Update : Thu Mar 29 15:32:41 2007
Response via : Multiple Level Calibration



(4) Hexachlorobenzene (T)

5.84min 1.350ug/L

response 5157377

(4) Hexachlorobenzene #2 (T)

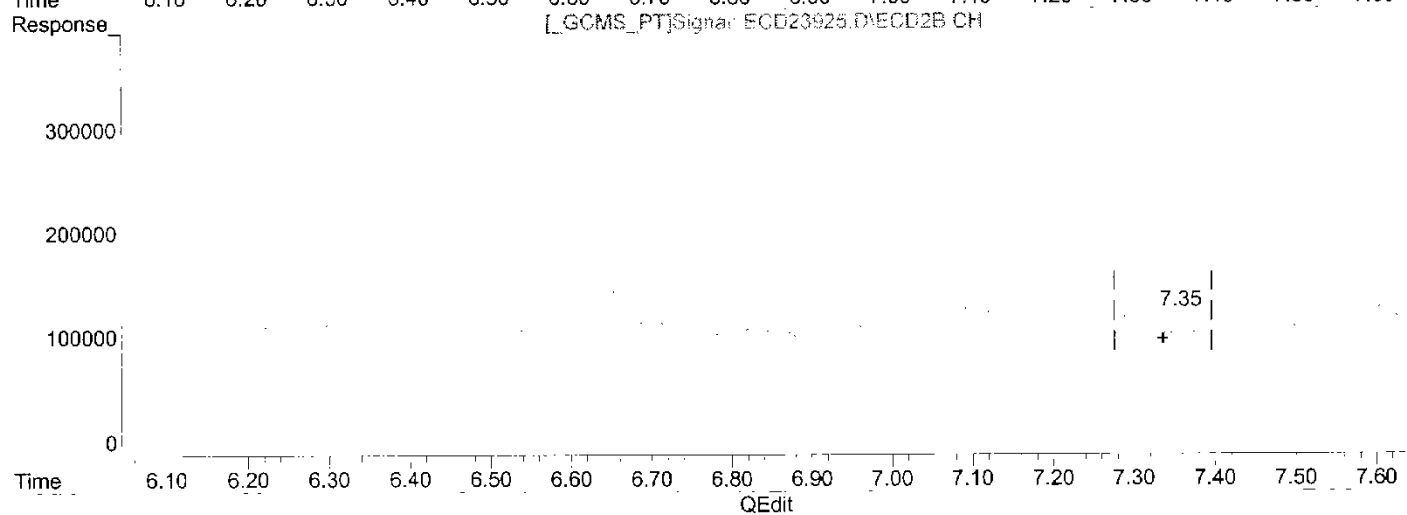
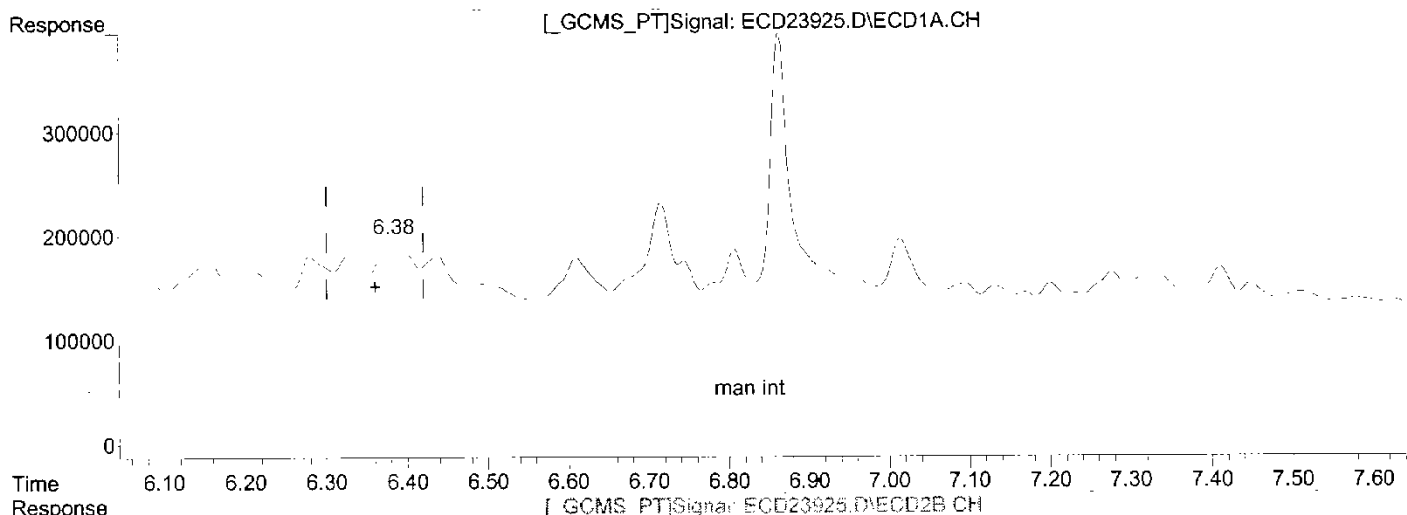
7.04min 0.221ug/L

response 434987

(+) = Expected Retention Time

Signal #1 : L:\DATA\070403_A\ECD23925.D\ECD1A.CH Vial: 25
 Signal #2 : L:\DATA\070403_A\ECD23925.D\ECD2B.CH
 Acq On : 03 Apr 2007 11:11 pm Operator: STM
 Sample : 580-5372-A-3-B Inst : SEA035
 Misc : BT=SEA03517226 Multiplr: 1.00
 IntFile Signal #1: AUTOINT1.E IntFile Signal #2: AUTOINT2.E
 Quant Time: Apr 4 10:04 2007 Quant Results File: 070313_8081.RES

Method : L:\METHODS\070313_8081.M (Chemstation Integrator)
 Title : 8081A Pesticides - Dual Column
 Last Update : Thu Mar 29 15:32:41 2007
 Response via : Multiple Level Calibration



(5) gamma-BHC (Lindane) (M)

6.38min 0.193ug/L m

response 672010

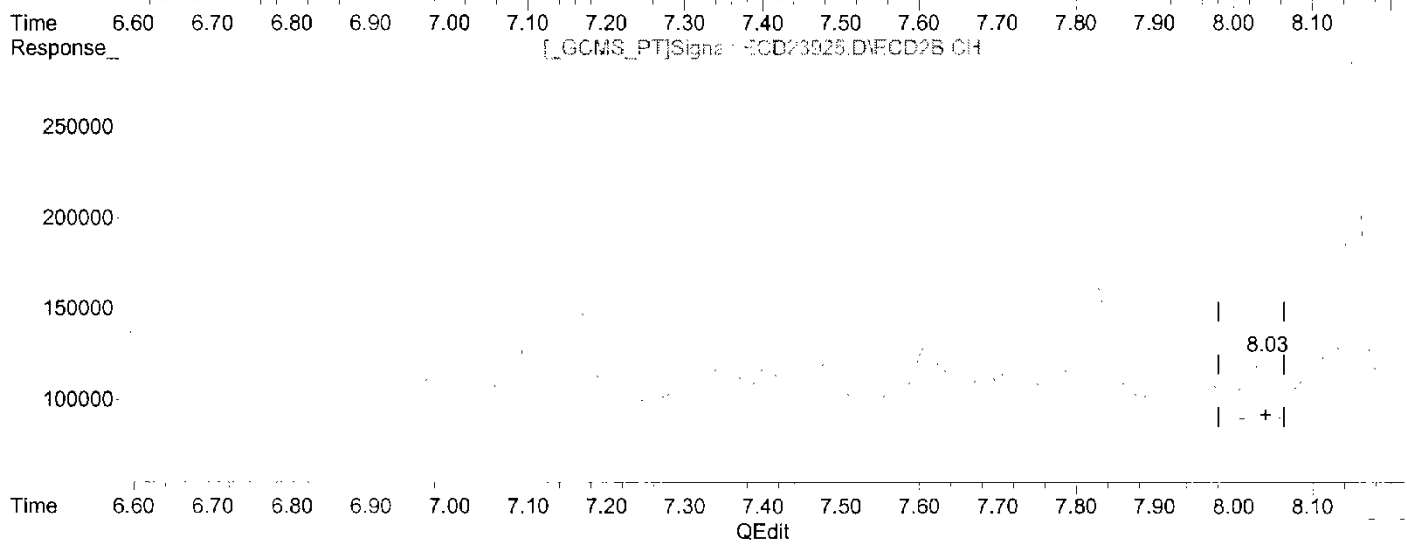
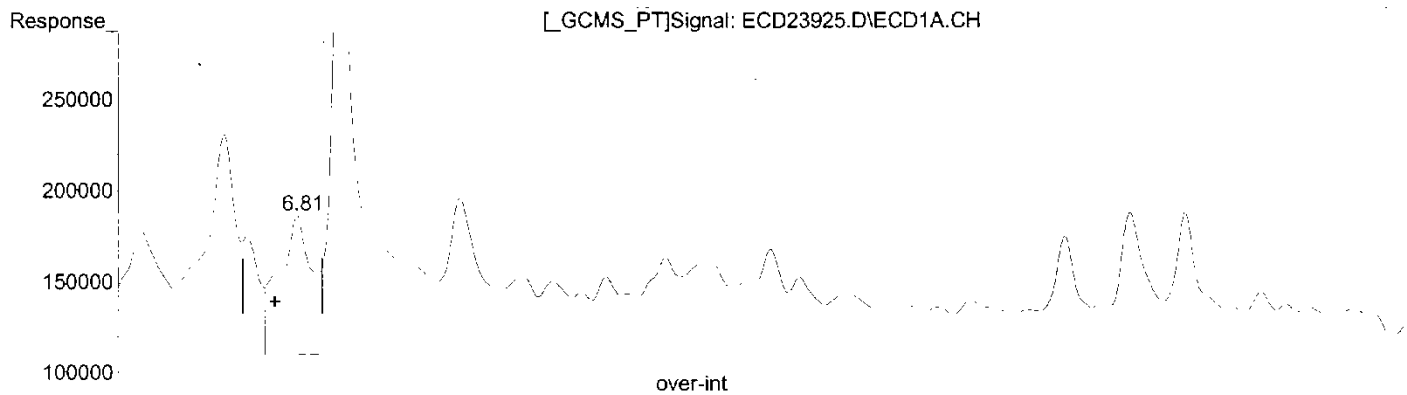
(5) gamma-BHC (Lindane) #2 (M)

7.35min 0.197ug/L m

response 421376

Signal #1 : L:\DATA\070403_A\ECD23925.D\ECD1A.CH Vial: 25
Signal #2 : L:\DATA\070403_A\ECD23925.D\ECD2B.CH
Acq On : 03 Apr 2007 11:11 pm Operator: STM
Sample : 580-5372-A-3-B Inst : SEA035
Misc : BT=SEA03517226 Multiplr: 1.00
IntFile Signal #1: AUTOINT1.E IntFile Signal #2: AUTOINT2.E
Quant Time: Apr 4 10:04 2007 Quant Results File: 070313_8081.RES

Method : L:\METHODS\070313_8081.M (Chemstation Integrator)
Title : 8081A Pesticides - Dual Column
Last Update : Thu Mar 29 15:32:41 2007
Response via : Multiple Level Calibration

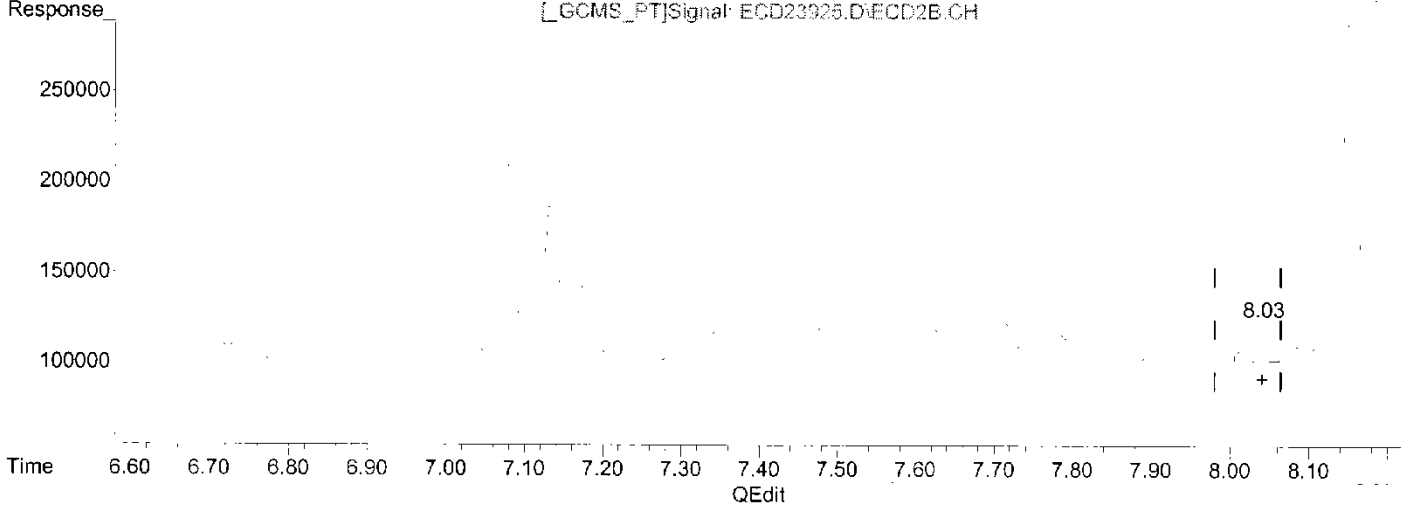
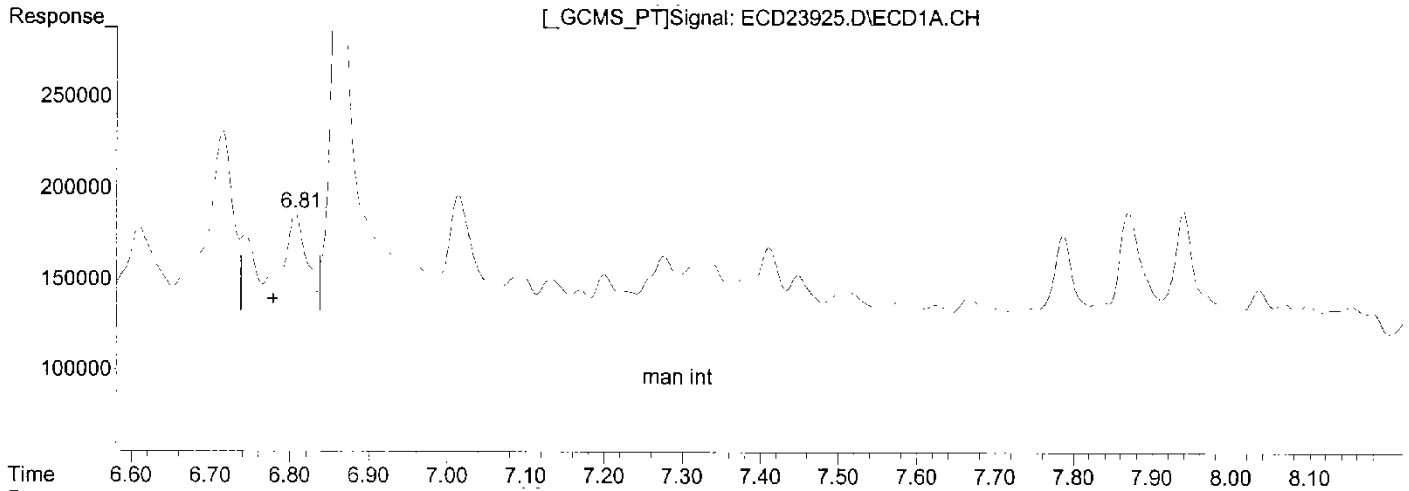


(8) Heptachlor (M)
6.81min 0.690ug/L
response 2128703

(8) Heptachlor #2 (M)
8.04min 0.437ug/L
response 864294

Signal #1 : L:\DATA\070403_A\ECD23925.D\ECD1A.CH Vial: 25
 Signal #2 : L:\DATA\070403_A\ECD23925.D\ECD2B.CH
 Acq On : 03 Apr 2007 11:11 pm Operator: STM
 Sample : 580-5372-A-3-B Inst : SEA035
 Misc : BT=SEA03517226 Multiplr: 1.00
 IntFile Signal #1: AUTOINT1.E IntFile Signal #2: AUTOINT2.E
 Quant Time: Apr 4 10:04 2007 Quant Results File: 070313_8081.RES

Method : L:\METHODS\070313_8081.M (Chemstation Integrator)
 Title : 8081A Pesticides - Dual Column
 Last Update : Thu Mar 29 15:32:41 2007
 Response via : Multiple Level Calibration



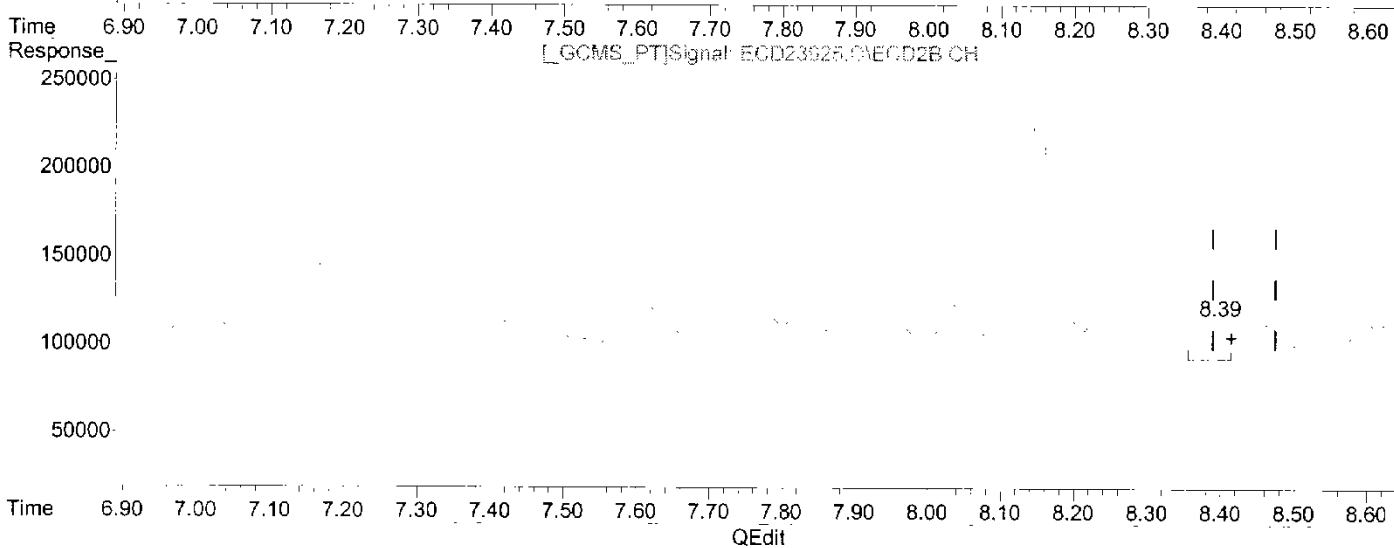
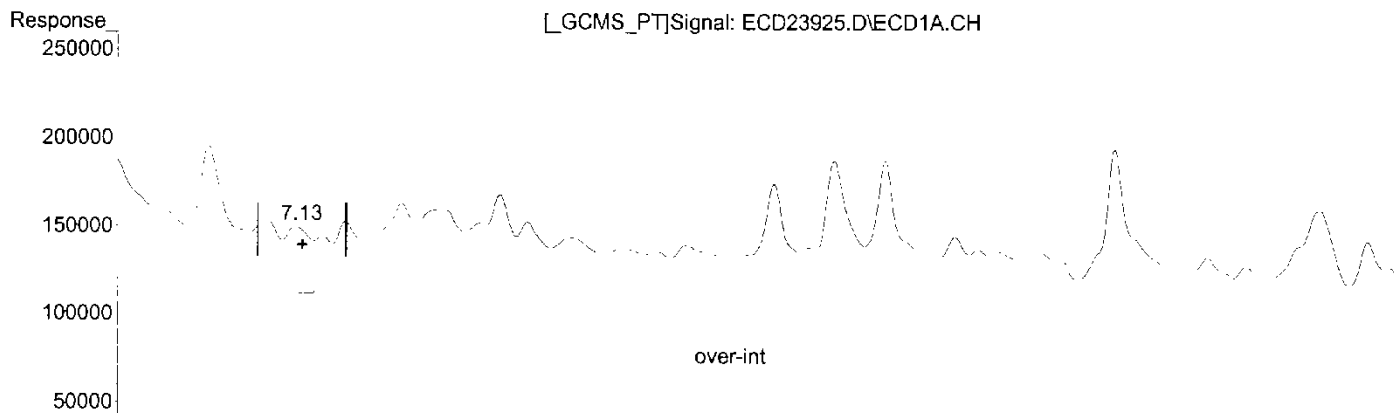
(8) Heptachlor (M)
 6.81min 0.231ug/L m
 response 713870

(8) Heptachlor #2 (M)
 8.03min 0.168ug/L m
 response 332758

Quantitation Report (Qedit)

Signal #1 : L:\DATA\070403_A\ECD23925.D\ECD1A.CH Vial: 25
Signal #2 : L:\DATA\070403_A\ECD23925.D\ECD2B.CH
Acq On : 03 Apr 2007 11:11 pm Operator: STM
Sample : 580-5372-A-3-B Inst : SEA035
Misc : BT=SEA03517226 Multiplr: 1.00
IntFile Signal #1: AUTOINT1.E IntFile Signal #2: AUTOINT2.E
Quant Time: Apr 4 10:04 2007 Quant Results File: 070313_8081.RES

Method : L:\METHODS\070313_8081.M (Chemstation Integrator)
Title : 8081A Pesticides - Dual Column
Last Update : Thu Mar 29 15:32:41 2007
Response via : Multiple Level Calibration

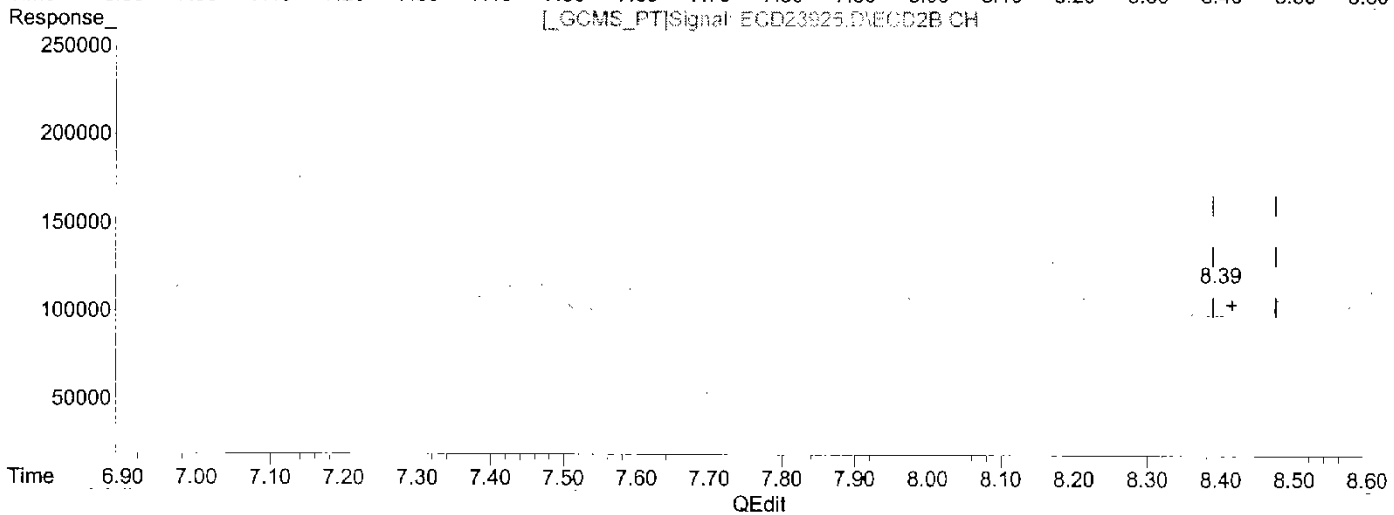
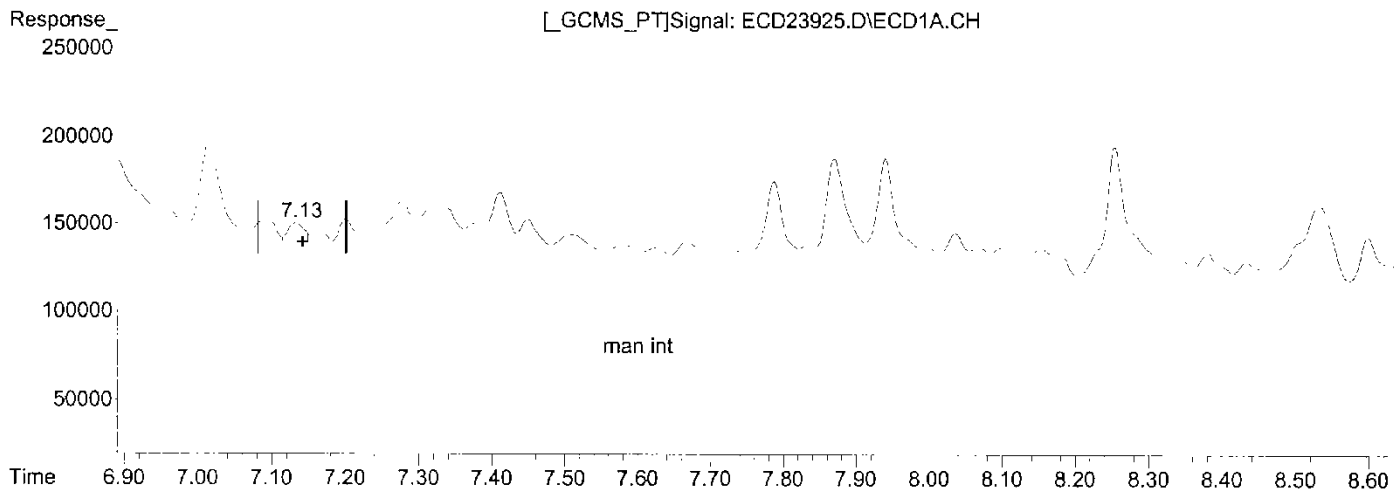


(9) Aldrin (M)
7.13min 0.290ug/L
response 889346

(9) Aldrin #2 (M)
8.39min 0.272ug/L
response 510044

Signal #1 : L:\DATA\070403_A\ECD23925.D\ECD1A.CH Vial: 25
Signal #2 : L:\DATA\070403_A\ECD23925.D\ECD2B.CH
Acq On : 03 Apr 2007 11:11 pm Operator: STM
Sample : 580-5372-A-3-B Inst : SEA035
Misc : BT=SEA03517226 Multiplr: 1.00
IntFile Signal #1: AUTOINT1.E IntFile Signal #2: AUTOINT2.E
Quant Time: Apr 4 10:04 2007 Quant Results File: 070313_8081.RES

Method : L:\METHODS\070313_8081.M (Chemstation Integrator)
Title : 8081A Pesticides - Dual Column
Last Update : Thu Mar 29 15:32:41 2007
Response via : Multiple Level Calibration

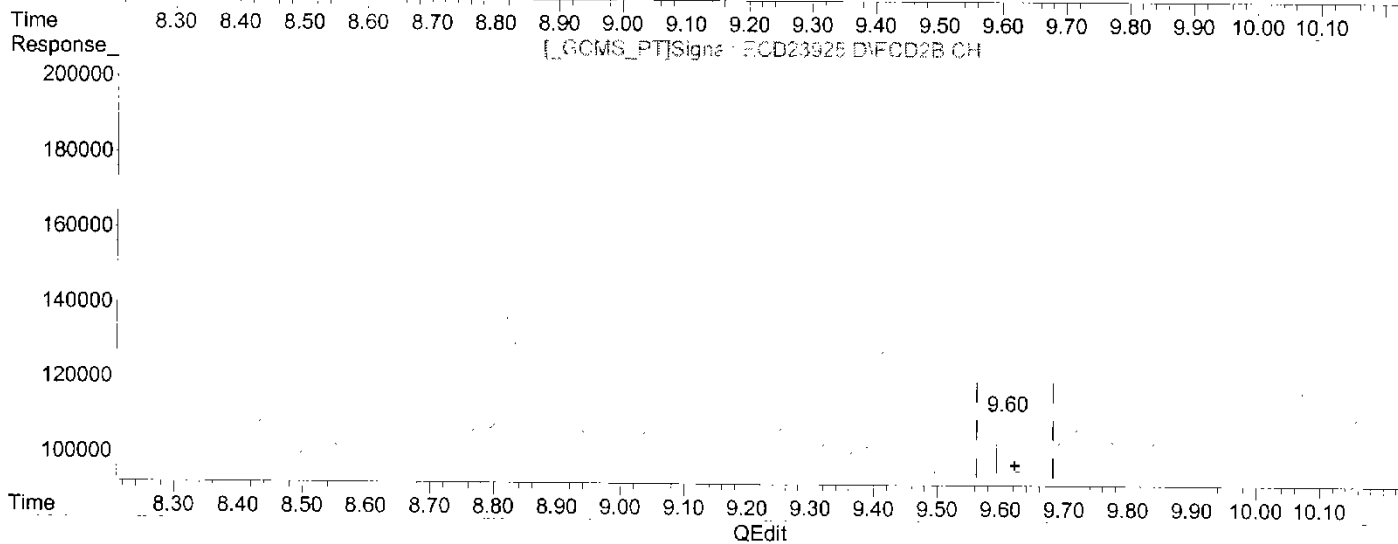
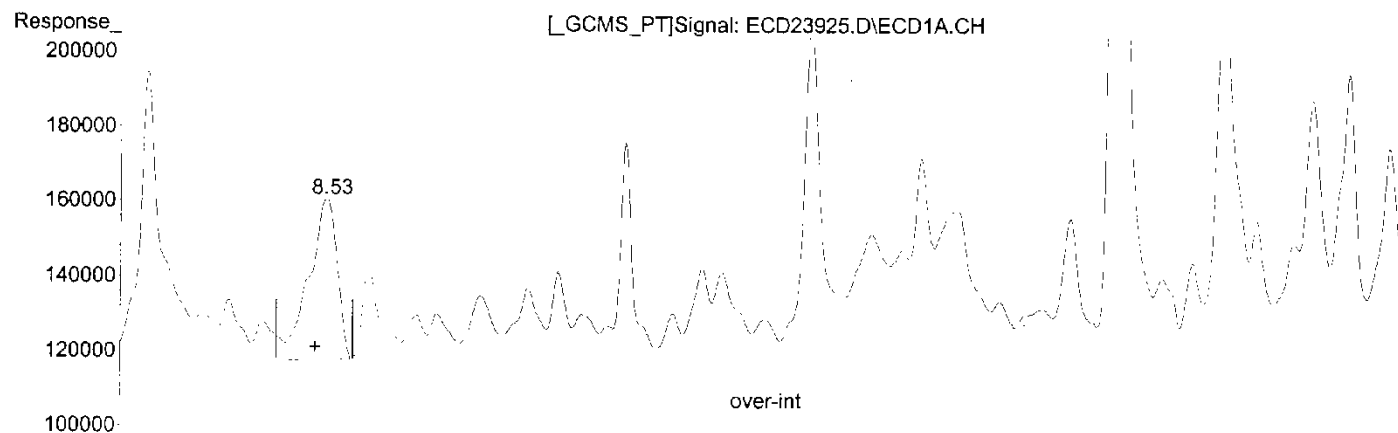


(9) Aldrin (M)
7.13min 0.051ug/L m
response 154918

(9) Aldrin #2 (M)
8.39min 0.148ug/L m
response 277952

Signal #1 : L:\DATA\070403_A\ECD23925.D\ECD1A.CH Vial: 25
 Signal #2 : L:\DATA\070403_A\ECD23925.D\ECD2B.CH
 Acq On : 03 Apr 2007 11:11 pm Operator: STM
 Sample : 580-5372-A-3-B Inst : SEA035
 Misc : BT=SEA03517226 Multiplr: 1.00
 IntFile Signal #1: AUTOINT1.E IntFile Signal #2: AUTOINT2.E
 Quant Time: Apr 4 10:04 2007 Quant Results File: 070313_8081.RES

Method : L:\METHODS\070313_8081.M (Chemstation Integrator)
 Title : 8081A Pesticides - Dual Column
 Last Update : Thu Mar 29 15:32:41 2007
 Response via : Multiple Level Calibration

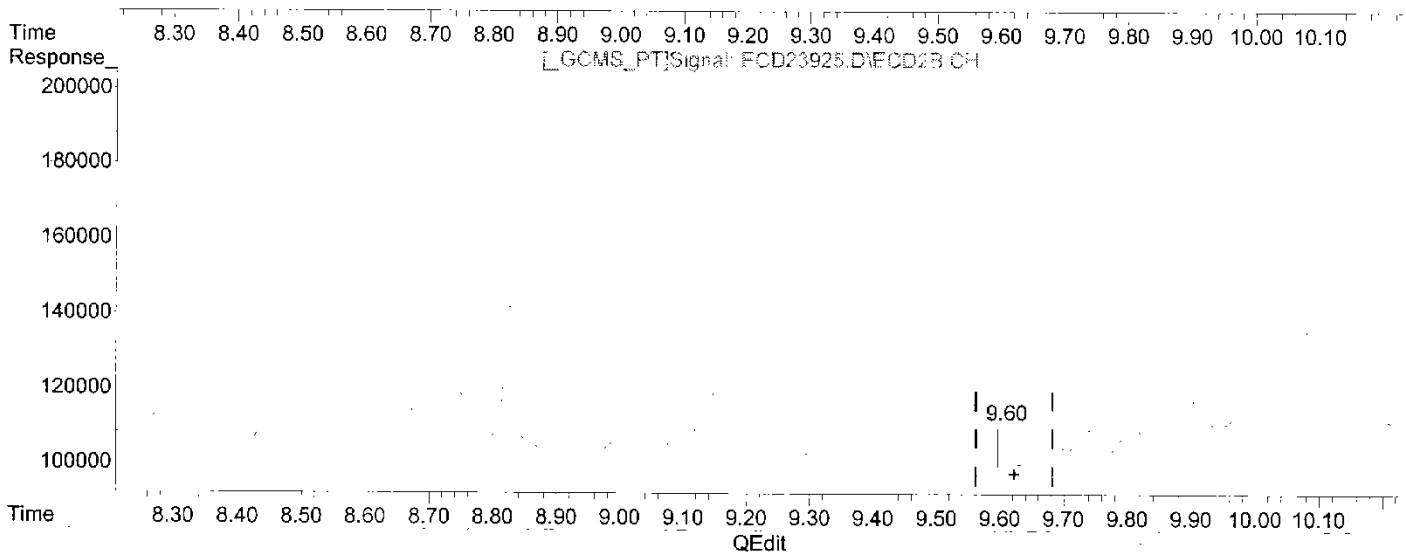
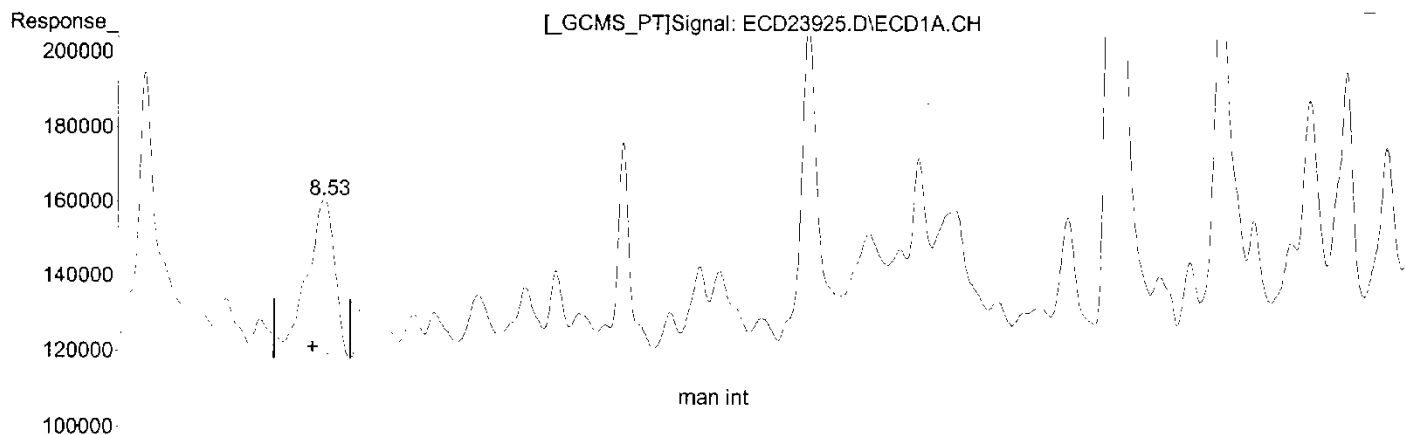


(15) Dieldrin (M)
 8.53min 0.517ug/L
 response 1303257

(15) Dieldrin #2 (M)
 9.60min 0.180ug/L
 response 262705

Signal #1 : L:\DATA\070403_A\ECD23925.D\ECD1A.CH Vial: 25
Signal #2 : L:\DATA\070403_A\ECD23925.D\ECD2B.CH
Acq On : 03 Apr 2007 11:11 pm Operator: STM
Sample : 580-5372-A-3-B Inst : SEA035
Misc : BT=SEA03517226 Multiplr: 1.00
IntFile Signal #1: AUTOINT1.E IntFile Signal #2: AUTOINT2.E
Quant Time: Apr 4 10:04 2007 Quant Results File: 070313_8081.RES

Method : L:\METHODS\070313_8081.M (Chemstation Integrator)
Title : 8081A Pesticides - Dual Column
Last Update : Thu Mar 29 15:32:41 2007
Response via : Multiple Level Calibration

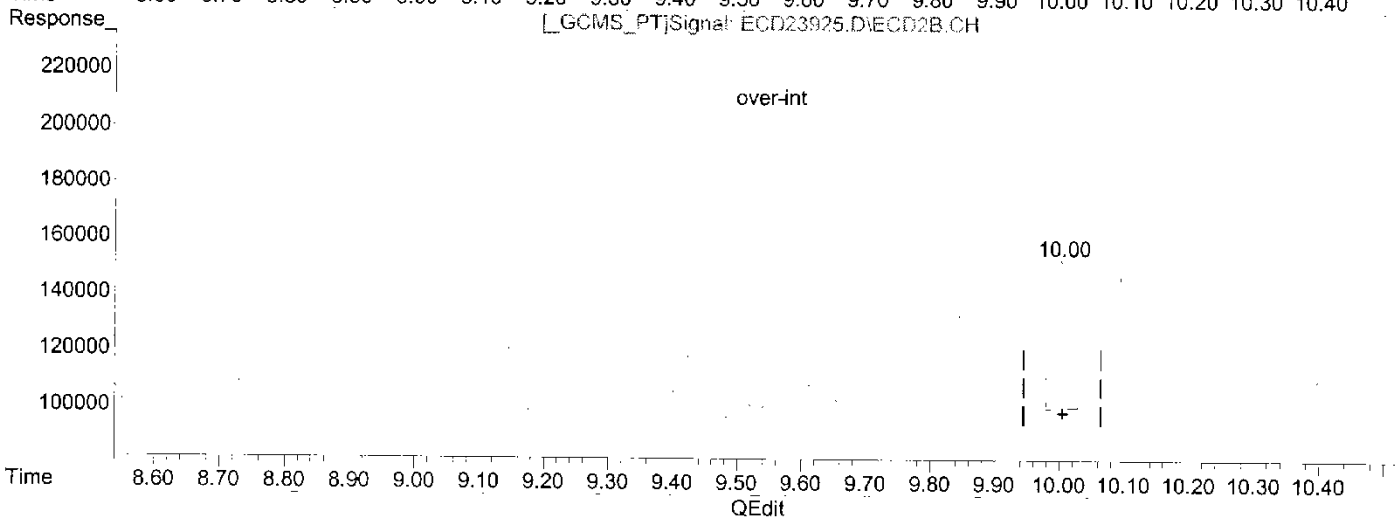
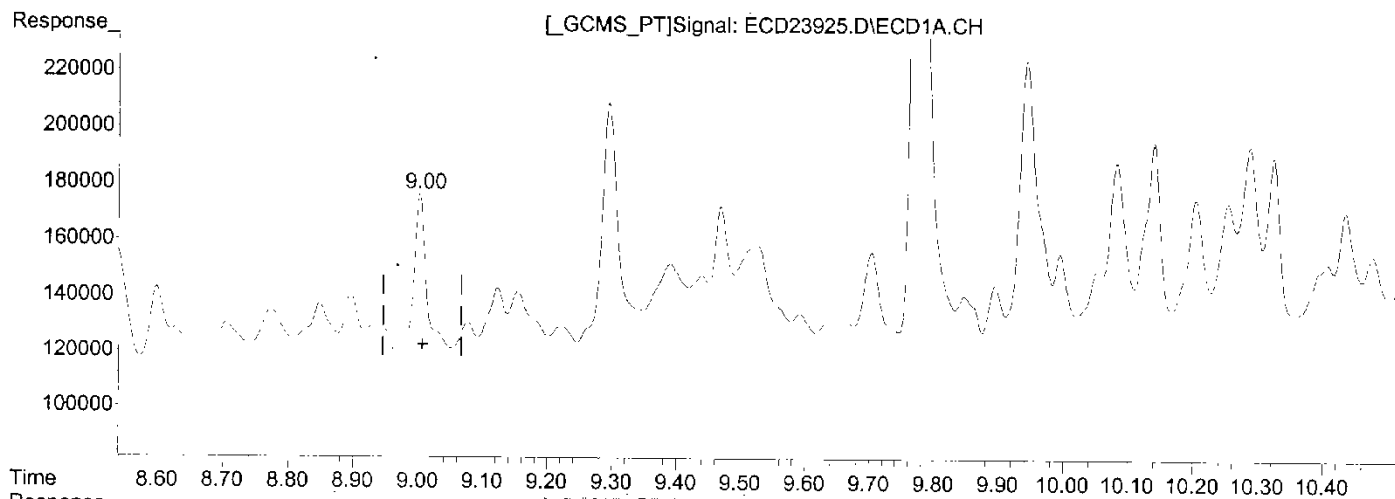


(15) Dieldrin (M)
8.53min 0.389ug/L m
response 980339

(15) Dieldrin #2 (M)
9.60min 0.115ug/L m
response 168165

Signal #1 : L:\DATA\070403_A\ECD23925.D\ECD1A.CH Vial: 25
Signal #2 : L:\DATA\070403_A\ECD23925.D\ECD2B.CH
Acq On : 03 Apr 2007 11:11 pm Operator: STM
Sample : 580-5372-A-3-B Inst : SEA035
Misc : BT=SEA03517226 Multiplr: 1.00
IntFile Signal #1: AUTOINT1.E IntFile Signal #2: AUTOINT2.E
Quant Time: Apr 4 10:04 2007 Quant Results File: 070313_8081.RES

Method : L:\METHODS\070313_8081.M (Chemstation Integrator)
Title : 8081A Pesticides - Dual Column
Last Update : Thu Mar 29 15:32:41 2007
Response via : Multiple Level Calibration

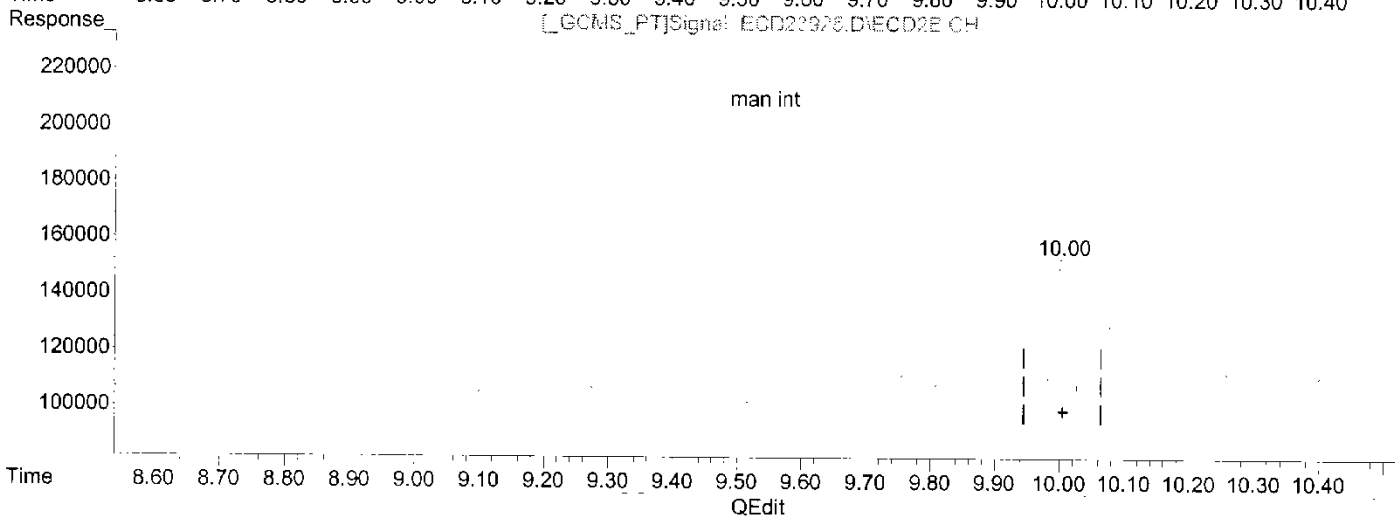
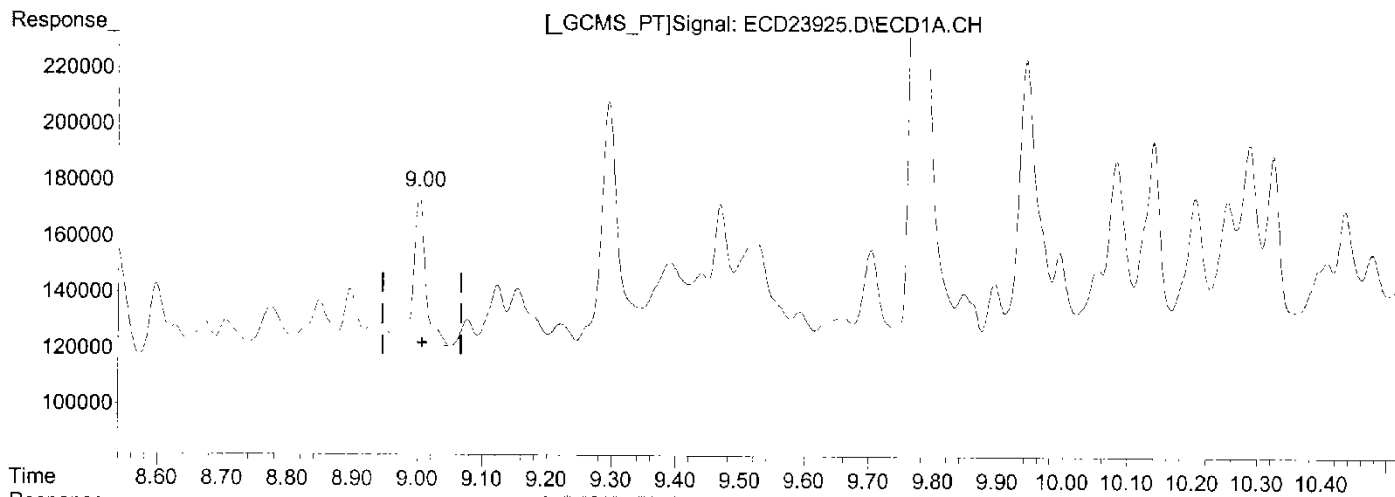


(17) 4,4'-DDD
9.00min 0.382ug/L
response 763936

(17) 4,4'-DDD #2
10.00min 0.656ug/L
response 734526

Signal #1 : L:\DATA\070403_A\ECD23925.D\ECD1A.CH Vial: 25
Signal #2 : L:\DATA\070403_A\ECD23925.D\ECD2B.CH
Acq On : 03 Apr 2007 11:11 pm Operator: STM
Sample : 580-5372-A-3-B Inst : SEA035
Misc : BT=SEA03517226 Multiplr: 1.00
IntFile Signal #1: AUTOINT1.E IntFile Signal #2: AUTOINT2.E
Quant Time: Apr 4 10:04 2007 Quant Results File: 070313_8081.RES

Method : L:\METHODS\070313_8081.M (Chemstation Integrator)
Title : 8081A Pesticides - Dual Column
Last Update : Thu Mar 29 15:32:41 2007
Response via : Multiple Level Calibration

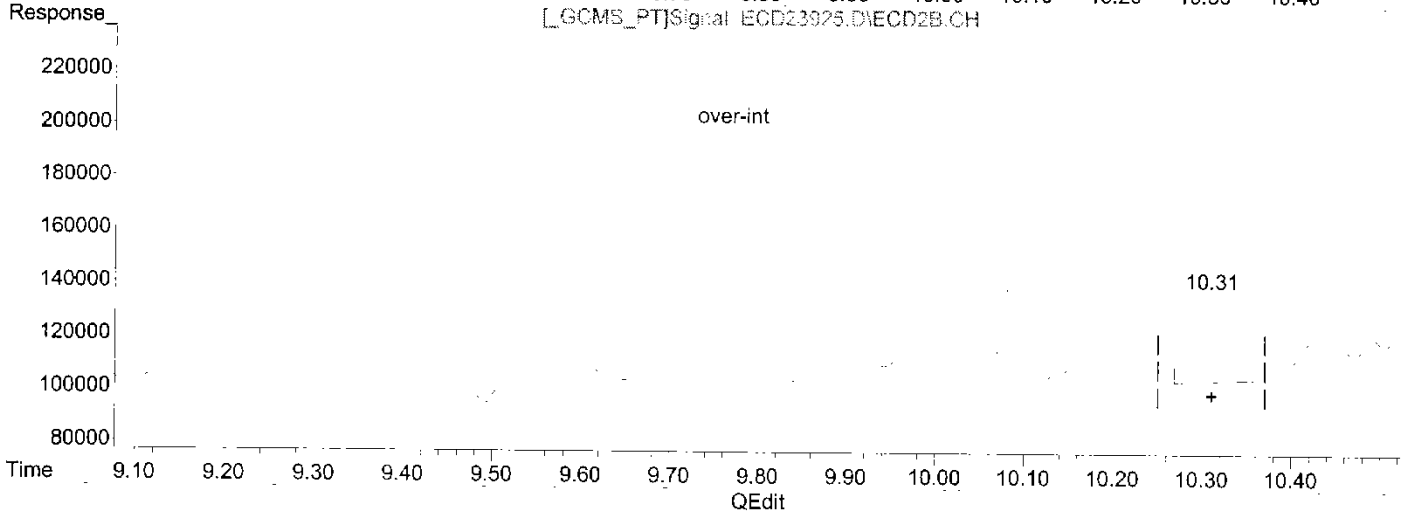
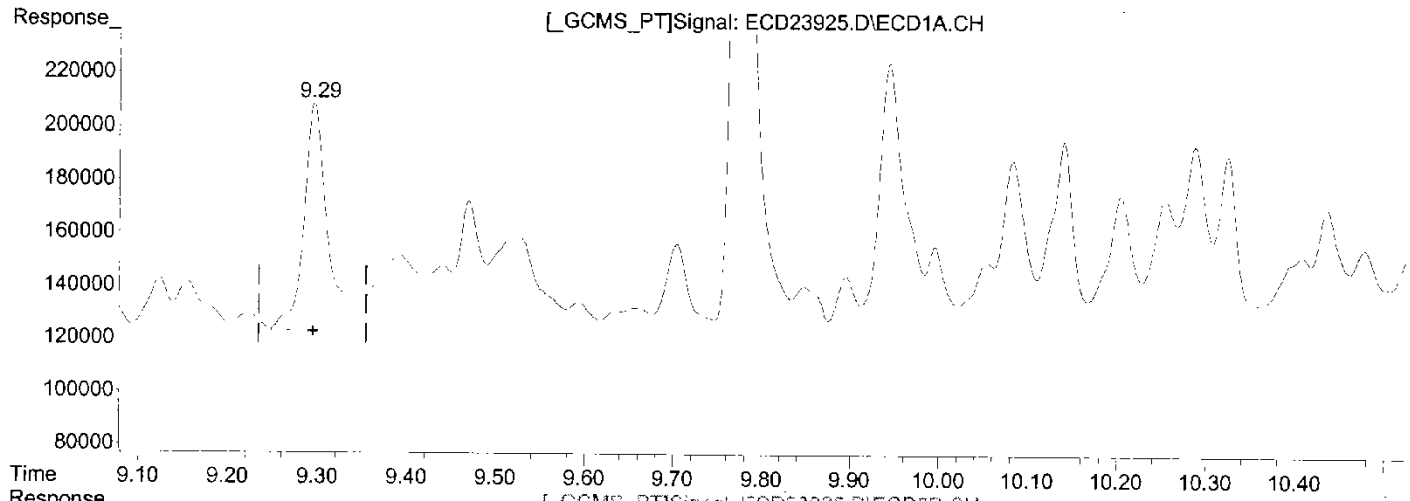


(17) 4,4'-DDD
9.00min 0.382ug/L
response 763936

(17) 4,4'-DDD #2
10.00min 0.500ug/L m
response 560007

Signal #1 : L:\DATA\070403_A\ECD23925.D\ECD1A.CH Vial: 25
Signal #2 : L:\DATA\070403_A\ECD23925.D\ECD2B.CH
Acq On : 03 Apr 2007 11:11 pm Operator: STM
Sample : 580-5372-A-3-B Inst : SEA035
Misc : BT=SEA03517226 Multiplr: 1.00
IntFile Signal #1: AUTOINT1.E IntFile Signal #2: AUTOINT2.E
Quant Time: Apr 4 10:04 2007 Quant Results File: 070313_8081.RES

Method : L:\METHODS\070313_8081.M (Chemstation Integrator)
Title : 8081A Pesticides - Dual Column
Last Update : Thu Mar 29 15:32:41 2007
Response via : Multiple Level Calibration

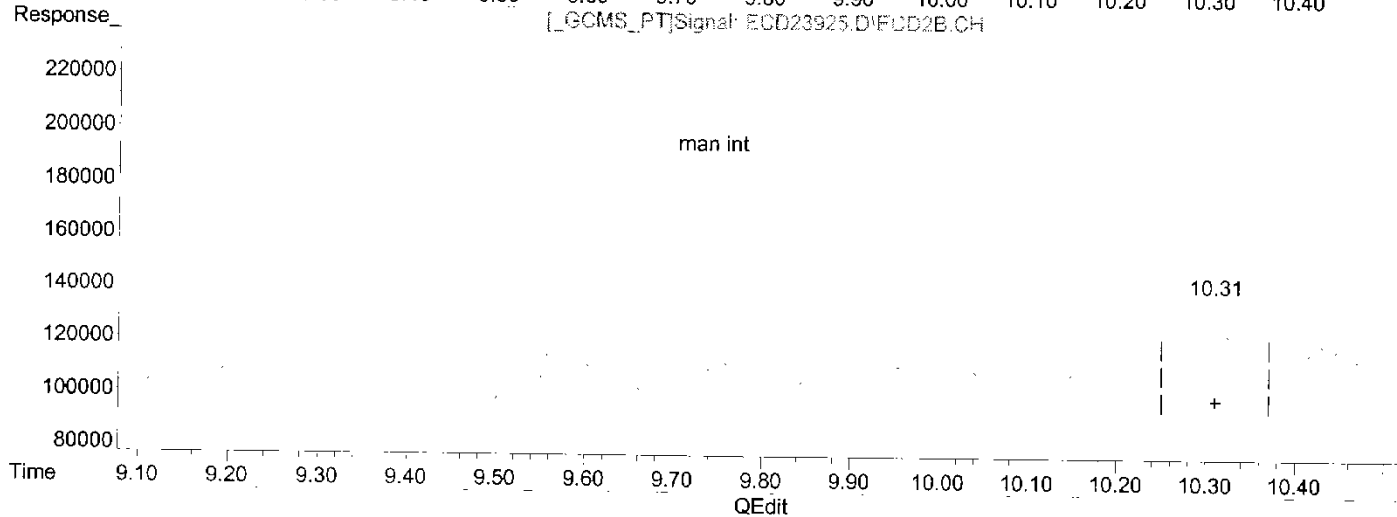
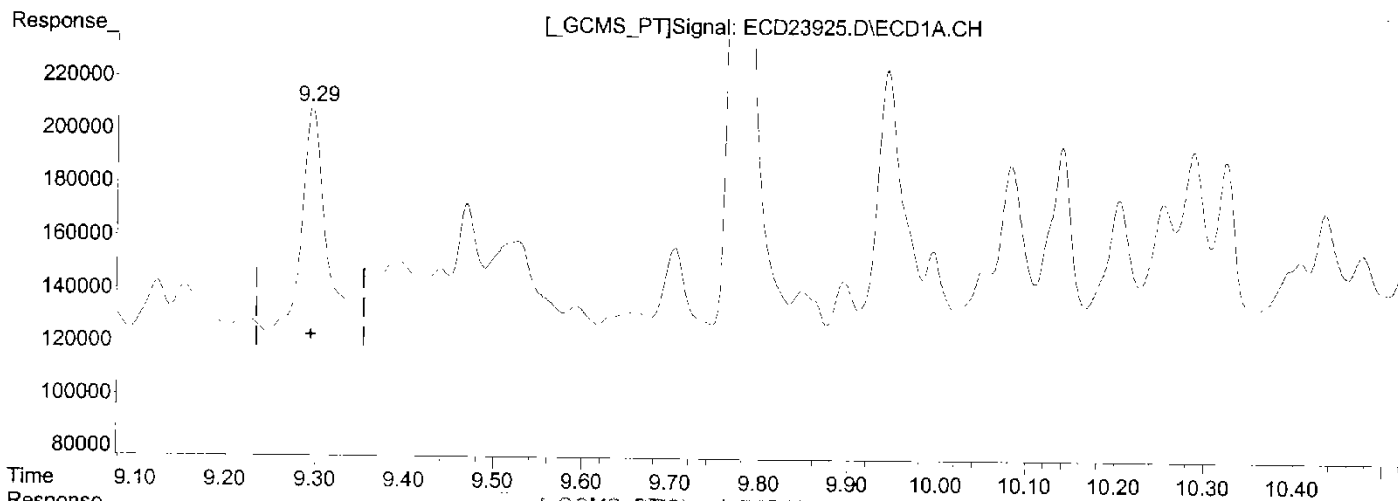


(19) 4,4'-DDT (M)
9.30min 1.191ug/L
response 1632326

(19) 4,4'-DDT #2 (M)
10.31min 1.019ug/L
response 889688

Signal #1 : L:\DATA\070403_A\ECD23925.D\ECD1A.CH Vial: 25
 Signal #2 : L:\DATA\070403_A\ECD23925.D\ECD2B.CH
 Acq On : 03 Apr 2007 11:11 pm Operator: STM
 Sample : 580-5372-A-3-B Inst : SEA035
 Misc : BT=SEA03517226 Multiplr: 1.00
 IntFile Signal #1: AUTOINT1.E IntFile Signal #2: AUTOINT2.E
 Quant Time: Apr 4 10:04 2007 Quant Results File: 070313_8081.RES

Method : L:\METHODS\070313_8081.M (Chemstation Integrator)
 Title : 8081A Pesticides - Dual Column
 Last Update : Thu Mar 29 15:32:41 2007
 Response via : Multiple Level Calibration



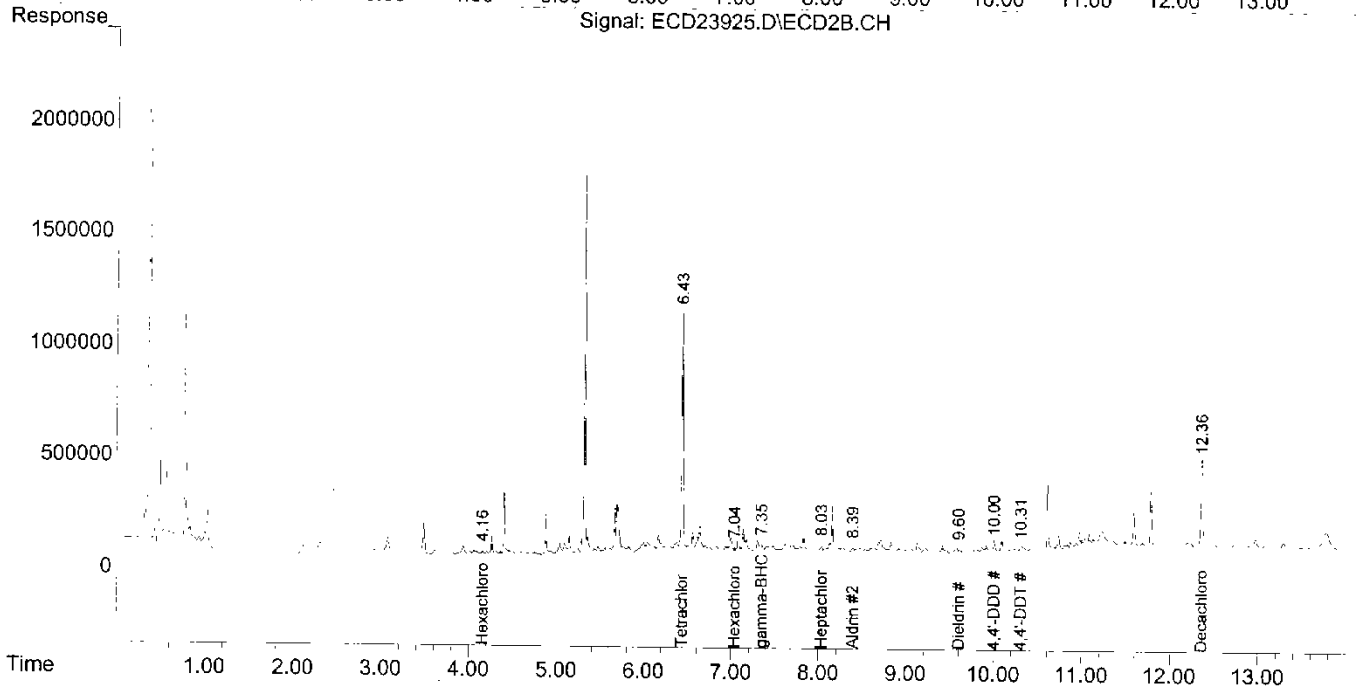
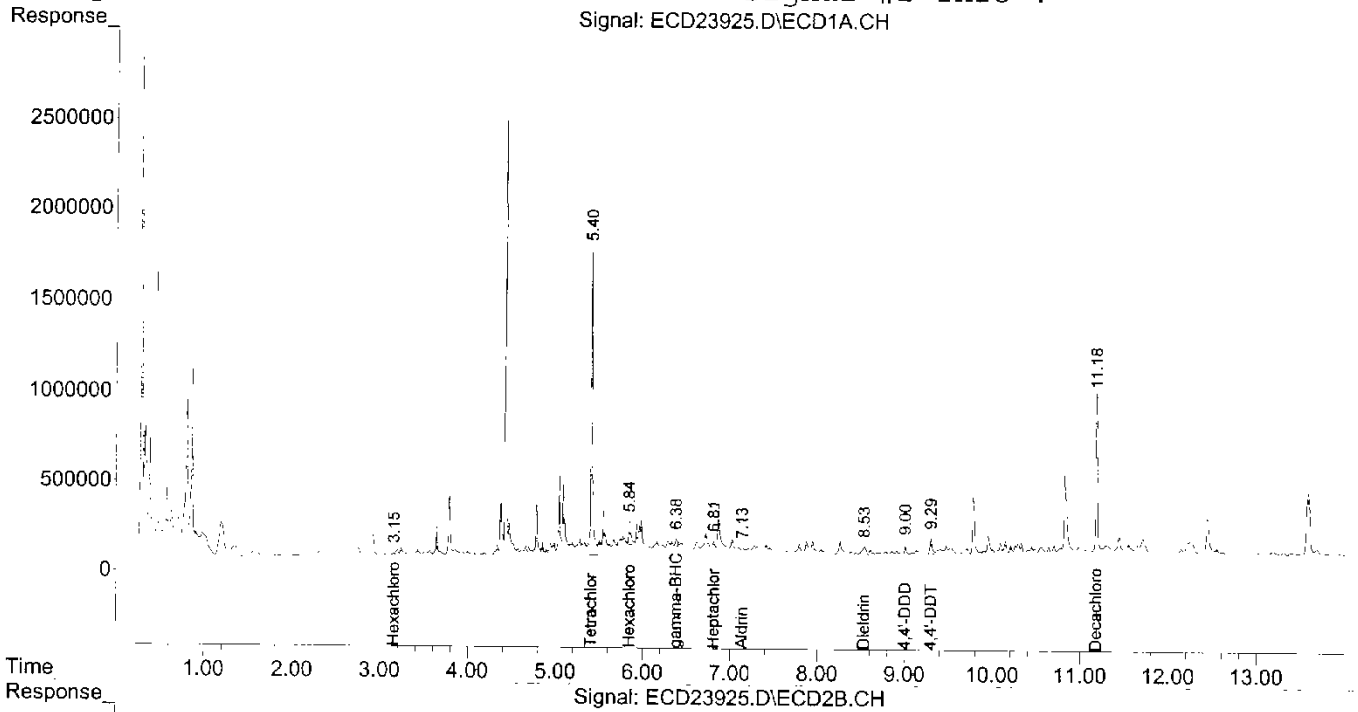
(19) 4,4'-DDT (M)
 9.29min 1.057ug/L m
 response 1448313

(19) 4,4'-DDT #2 (M)
 10.31min 0.514ug/L m
 response 448330

Signal #1 : L:\DATA\070403_A\ECD23925.D\ECD1A.CH Vial: 25
 Signal #2 : L:\DATA\070403_A\ECD23925.D\ECD2B.CH
 Acq On : 03 Apr 2007 11:11 pm Operator: STM
 Sample : 580-5372-A-3-B Inst : SEA035
 Misc : BT=SEA03517226 Multiplr: 1.00
 IntFile Signal #1: AUTOINT1.E IntFile Signal #2: AUTOINT2.E
 Quant Time: Apr 4 17:23 2007 Quant Results File: 070313_8081.RES

Quant Method : L:\METHODS\070313_8081.M (Chemstation Integrator)
 Title : 8081A Pesticides - Dual Column
 Last Update : Thu Mar 29 15:32:41 2007
 Response via : Multiple Level Calibration
 DataAcq Meth : PEST.M

Volume Inj. : 1.0 ul
 Signal #1 Phase : RTX-CLPesticides Signal #2 Phase: RTX-CLPesticides 2
 Signal #1 Info : Signal #2 Info :



Signal #1 : L:\DATA\070403_A\ECD23925.D\ECD1A.CH Vial: 25
Signal #2 : L:\DATA\070403_A\ECD23925.D\ECD2B.CH
Acq On : 03 Apr 2007 11:11 pm Operator: STM
Sample : 580-5372-A-3-B Inst : SEA035
Misc : BT=SEA03517226 Multiplr: 1.00
IntFile Signal #1: AUTOINT1.E IntFile Signal #2: AUTOINT2.E
Quant Time: Apr 04 10:04:22 2007 Quant Results File: 070313_8081.RES

Quant Method : L:\METHODS\070313_8081.M (Chemstation Integrator)
Title : 8081A Pesticides - Dual Column
Last Update : Thu Mar 29 15:32:41 2007
Response via : Initial Calibration
DataAcq Meth : PEST.M

Volume Inj. : 1.0 ul
Signal #1 Phase : RTX-CLPesticides Signal #2 Phase: RTX-CLPesticides 2
Signal #1 Info : Signal #2 Info :

Table with columns: Compound, RT#1, RT#2, Resp#1, Resp#2, ug/L, ug/L. Includes sections for System Monitoring Compounds and Target Compounds with various chemical names and numerical data.

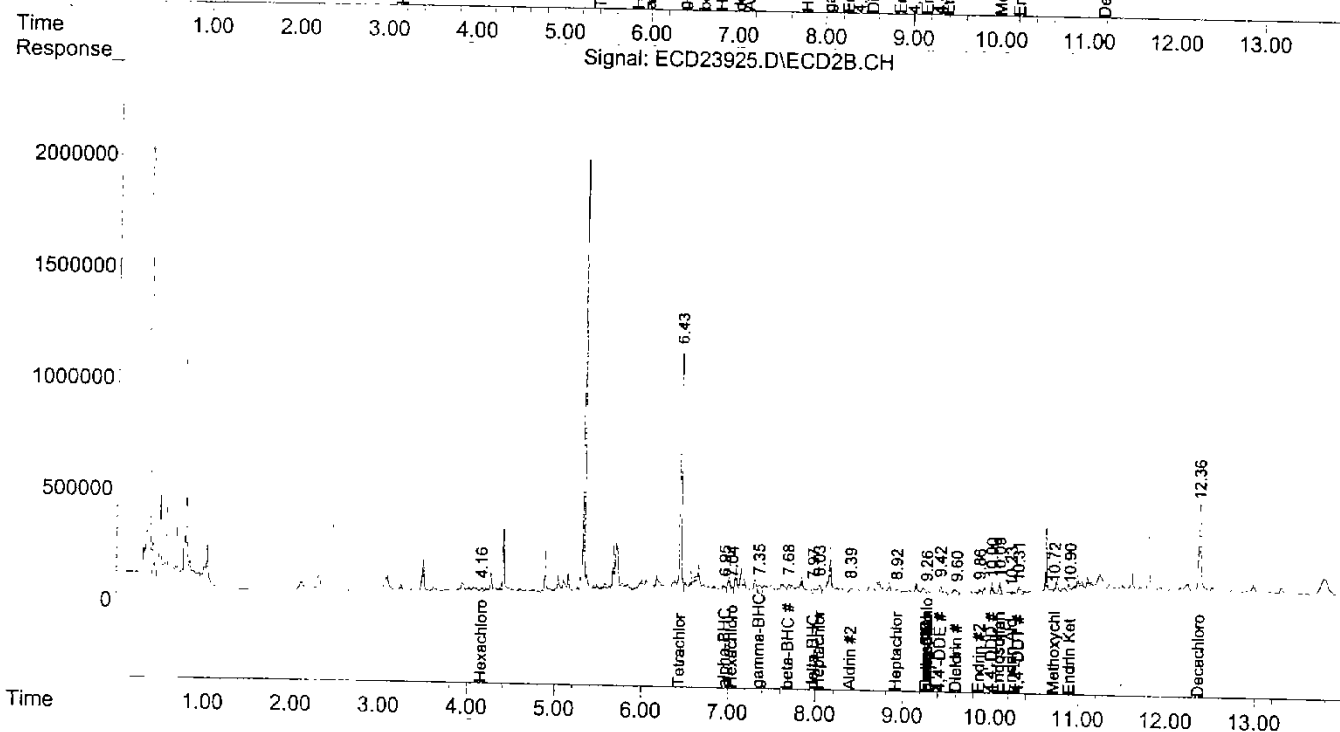
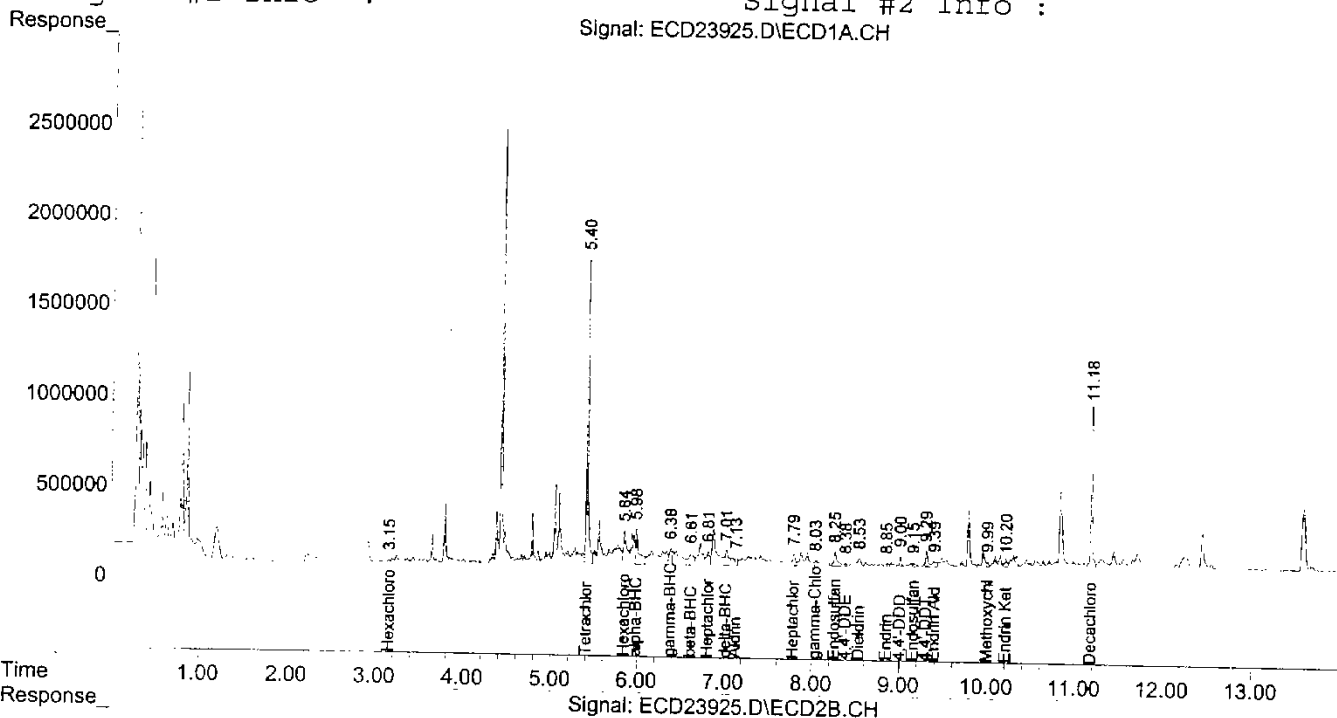
Data File Name ECD23925.D
 Sample Name 580-5372-A-3-B
 RT STD File Name ECD22089.D

Name	Column #1			Column #2		
	Ret Time	Std RT		Ret Time	Std RT	
Hexachlorobutadiene	3.151	3.160	PASS	4.156	4.160	PASS
Tetrachloro-m-xylene (S)	5.403	5.403	PASS	6.435	6.435	PASS
alpha-BHC	5.977	5.965	PASS	6.952	6.941	PASS
Hexachlorobenzene	5.844	5.868	PASS	7.037	7.039	PASS
gamma-BHC (Lindane)	6.376	6.359	PASS	7.351	7.336	PASS
beta-BHC	6.610	6.657	FAIL	7.684	7.657	PASS
delta-BHC	7.014	6.988	PASS	7.967	7.965	PASS
Heptachlor	6.807	6.777	PASS	8.035	8.040	PASS
Aldrin	7.132	7.139	PASS	8.391	8.414	PASS
Heptachlor Epoxide	7.787	7.771	PASS	8.917	8.905	PASS
gamma-Chlordane	8.035	8.034	PASS	9.264	9.251	PASS
alpha-Chlordane	0.000	8.141	FAIL	9.264	9.304	FAIL
Endosulfan I	8.254	8.198	FAIL	9.264	9.304	FAIL
4,4'-DDE	8.380	8.383	PASS	9.416	9.462	FAIL
Dieldrin	8.532	8.513	PASS	9.602	9.622	PASS
Endrin	8.848	8.850	PASS	9.864	9.865	PASS
4,4'-DDD	9.002	9.007	PASS	10.003	10.005	PASS
Endosulfan II	9.154	9.140	PASS	10.090	10.139	FAIL
4,4'-DDT	9.295	9.294	PASS	10.308	10.311	PASS
Endrin Aldehyde	9.391	9.382	PASS	10.228	10.248	PASS
Endosulfan Sulfate	0.000	9.592	FAIL	10.492	10.520	PASS
Methoxychlor	9.995	10.001	PASS	10.719	10.717	PASS
Endrin Ketone	10.205	10.195	PASS	10.898	10.906	PASS
Decachlorobiphenyl (S)	11.178	11.179	PASS	12.363	12.364	PASS

Signal #1 : L:\DATA\070403_A\ECD23925.D\ECD1A.CH Vial: 25
Signal #2 : L:\DATA\070403_A\ECD23925.D\ECD2B.CH
Acq On : 03 Apr 2007 11:11 pm Operator: STM
Sample : 580-5372-A-3-B Inst : SEA035
Misc : BT=SEA03517226 Multiplr: 1.00
IntFile Signal #1: AUTOINT1.E IntFile Signal #2: AUTOINT2.E
Quant Time: Apr 4 10:04 2007 Quant Results File: 070313_8081.RES

Quant Method : L:\METHODS\070313_8081.M (Chemstation Integrator)
Title : 8081A Pesticides - Dual Column
Last Update : Thu Mar 29 15:32:41 2007
Response via : Multiple Level Calibration
DataAcq Meth : PEST.M

Volume Inj. : 1.0 ul
Signal #1 Phase : RTX-CLPesticides Signal #2 Phase: RTX-CLPesticides 2
Signal #1 Info : Signal #2 Info :



INITIAL CALIBRATION

Method : L:\METHODS\070313_8081.M (Chemstation Integrator)
 Title : 8081A Pesticides - Dual Column
 Last Update : Thu Mar 15 11:48:50 2007

Calibration Files

1 =ECD23658.D 2 =ECD23659.D 5 =ECD23662.D
 10 =ECD23661.D 20 =ECD23663.D 50 =ECD23664.D

Compound		1	2	5	10	20	50	Avg	%RSD	
1) T	Hexachlorobutadi	4.784	4.927	5.183	5.224	5.263	5.240	5.119	E6	3.64
2) SR	Tetrachloro-m-xy	2.603	2.497	2.721	2.739	2.816	2.791	2.701	E6	4.16
3)	alpha-BHC	3.303	3.565	3.982	4.143	4.310	4.386	4.010	E6	10.60
4) T	Hexachlorobenzen	3.917	3.881	3.857	3.843	3.821	3.751	3.821	E6	2.11
5) M	gamma-BHC (Linda	2.916	3.041	3.423	3.645	3.734	3.818	3.478	E6	10.53
6)	beta-BHC	1.425	1.480	1.472	1.549	1.529	1.532	1.496	E6	2.90
7)	delta-BHC	2.569	2.805	3.024	3.419	3.439	3.537	3.185	E6	12.12
8) M	Heptachlor	2.690	2.896	3.089	3.326	3.291	3.242	3.085	E6	7.45
9) M	Aldrin	2.613	2.848	3.035	3.311	3.284	3.245	3.065	E6	8.38
10)	Heptachlor Epoxi	2.440	2.596	2.659	2.874	2.752	2.644	2.637	E6	5.62
11)	gamma-Chlordane	2.349	2.557	2.591	2.867	2.786	2.791	2.666	E6	6.69
12)	alpha-Chlordane	2.292	2.487	2.506	2.771	2.669	2.663	2.567	E6	6.11
13)	Endosulfan I	2.140	2.364	2.353	2.599	2.488	2.424	2.378	E6	6.20
14)	4,4'-DDE	1.935	2.107	2.229	2.462	2.457	2.534	2.311	E6	9.74
15) M	Dieldrin	2.191	2.374	2.513	2.786	2.669	2.634	2.521	E6	7.88
16) M	Endrin	1.563	1.703	1.793	2.070	1.976	1.991	1.857	E6	9.68
17)	4,4'-DDD	1.712	1.880	1.938	2.218	2.107	2.126	1.999	E6	8.58
18)	Endosulfan II	1.821	1.957	2.033	2.210	2.098	2.095	2.027	E6	6.14
19) M	4,4'-DDT	1.220	1.171	1.133	1.462	1.418	1.588	1.370	E6	14.29
20)	Endrin Aldehyde	1.437	1.502	1.556	1.686	1.600	1.635	1.569	E6	5.26
21)	Endosulfan Sulfa	1.681	1.803	1.845	2.023	1.888	1.893	1.846	E6	5.76
22)	Methoxychlor	4.831	5.188	5.547	6.767	6.457	6.868	6.044	E5	13.82
23)	Endrin Ketone	1.751	1.905	2.018	2.182	2.062	2.074	1.987	E6	7.10
24) T	Toxaphene							0.000		-1.00
25) T	Chlordane (techn							0.000		-1.00
26) SR	Decachlorobiphen	1.619	1.599	1.643	1.558	1.469	1.481	1.538	E6	5.91

Signal #2 Calibration Files

1 =ECD23658.D 2 =ECD23659.D 5 =ECD23662.D
 10 =ECD23661.D 20 =ECD23663.D 50 =ECD23664.D

Compound		1	2	5	10	20	50	Avg	%RSD	
1) T	Hexachlorobutadi	3.488	3.526	3.508	3.497	3.458	3.340	3.436	E6	3.16
2) SR	Tetrachloro-m-xy	1.911	1.914	1.853	1.855	1.847	1.820	1.851	E6	2.88
3)	alpha-BHC	2.294	2.410	2.469	2.572	2.581	2.578	2.488	E6	4.29
4) T	Hexachlorobenzen	2.168	2.101	1.979	1.953	1.912	1.874	1.970	E6	6.44
5) M	gamma-BHC (Linda	2.046	2.111	2.126	2.206	2.191	2.185	2.143	E6	2.61
6)	beta-BHC	1.038	1.005	0.930	0.919	0.883	0.869	0.927	E6	7.67
7)	delta-BHC	1.881	1.964	1.967	2.082	2.041	2.046	1.997	E6	3.36
8) M	Heptachlor	2.043	2.038	1.981	2.025	1.958	1.933	1.977	E6	3.37
9) M	Aldrin	1.864	1.905	1.856	1.938	1.889	1.870	1.876	E6	2.18
10)	Heptachlor Epoxi	1.779	1.724	1.612	1.678	1.610	1.569	1.639	E6	5.76
11)	gamma-Chlordane	1.608	1.610	1.499	1.569	1.495	1.480	1.527	E6	4.51
12)	alpha-Chlordane	1.592	1.586	1.467	1.525	1.442	1.423	1.487	E6	5.61
13)	Endosulfan I	1.550	1.544	1.432	1.487	1.403	1.384	1.447	E6	5.78

Method : L:\METHODS\070313_8081.M (Chemstation Integrator)
 Title : 8081A Pesticides - Dual Column
 Last Update : Thu Mar 15 11:48:50 2007

Calibration Files

1 =ECD23658.D 2 =ECD23659.D 5 =ECD23662.D
 10 =ECD23661.D 20 =ECD23663.D 50 =ECD23664.D

	Compound	1	2	5	10	20	50	Avg		%RSD
14)	4,4'-DDE	1.330	1.381	1.326	1.428	1.369	1.377	1.363	E6	2.74
15) M	Dieldrin	1.454	1.489	1.424	1.515	1.457	1.455	1.457	E6	2.55
16) M	Endrin	1.136	1.243	1.179	1.324	1.244	1.239	1.223	E6	4.90
17)	4,4'-DDD	1.115	1.146	1.092	1.177	1.110	1.126	1.120	E6	3.03
18)	Endosulfan II	1.265	1.255	1.146	1.212	1.135	1.138	1.178	E6	5.57
19) M	4,4'-DDT	8.055	8.595	8.154	9.263	8.705	9.234	8.730	E5	5.69
20)	Endrin Aldehyde	9.574	9.671	8.839	9.216	8.601	8.732	9.013	E5	5.32
21)	Endosulfan Sulfa	1.205	1.190	1.077	1.114	1.026	1.026	1.089	E6	7.84
22)	Methoxychlor	5.095	4.666	4.329	4.780	4.272	4.397	4.547	E5	6.83
23)	Endrin Ketone	1.120	1.097	1.047	1.100	1.024	1.053	1.064	E6	4.00
24) T	Toxaphene							0.000		-1.00
25)	Chlordane (techn							0.000		-1.00
26) SR	Decachlorobiphen	8.406	8.174	7.907	7.575	7.056	7.026	7.532	E5	8.91

Method : L:\METHODS\070313_8081.M (Chemstation Integrator)
 Title : 8081A Pesticides - Dual Column
 Last Update : Thu Mar 15 11:48:50 2007
 Response via : Initial Calibration

#	ID	Conc	ISTD Conc	Path\File
1	1	1.00	0.00	L:\DATA\070313_A\ECD23658.D
2	2	2.00	0.00	L:\DATA\070313_A\ECD23659.D
3	5	5.00	0.00	L:\DATA\070313_A\ECD23662.D
4	10	10.00	0.00	L:\DATA\070313_A\ECD23661.D
5	20	20.00	0.00	L:\DATA\070313_A\ECD23663.D
6	50	50.00	0.00	L:\DATA\070313_A\ECD23664.D
7	ccv	20.00	0.00	F:\DATA\060314\ECD17277.D
8	100	100.00	0.00	L:\DATA\070313_A\ECD23665.D

#	ID	Update Time	Quant Time	Acquisition Time
1	1	Mar 13 16:34 2007	Mar 13 16:34 2007	
2	2	Mar 13 16:35 2007	Mar 13 16:34 2007	
3	5	Mar 13 16:35 2007	Mar 13 16:34 2007	
4	10	Mar 13 16:35 2007	Mar 13 16:35 2007	
5	20	Mar 13 16:35 2007	Mar 13 16:35 2007	
6	50	Mar 13 16:55 2007	Mar 13 16:54 2007	
7	ccv	Mar 15 12:30 2006	Mar 15 10:53 2006	
8	100	Mar 13 17:15 2007	Mar 13 17:15 2007	

070313_8081.M

Tue Mar 20 09:21:10 2007

A

Sequence Log

Directory : I:\DATA\070313_A

#	Filename	Sample Name	Date/Time
1	ecd23657.d	DDT/Endrin Breakdown	03/13/07 14:22
2	ecd23658.d	1.0 ug/L 8081 ical 1174-55-8	03/13/07 14:42
3	ecd23659.d	2.0 ug/L 8081 ical 1174-55-7	03/13/07 15:01
4	ecd23660.d	5.0 ug/L 8081 ical 1174-55-6	03/13/07 15:21
5	ecd23661.d	10 ug/L 8081 ical 1174-55-5	03/13/07 15:40
6	ecd23662.d	5.0 ug/L 8081 ical 1174-55-6	03/13/07 16:00
7	ecd23663.d	20 ug/L 8081 ical 1174-55-4	03/13/07 16:19
8	ecd23664.d	50 ug/L 8081 ical 1174-55-3	03/13/07 16:39
9	ecd23665.d	100 ug/L 8081 ical 1174-55-2	03/13/07 16:58
10	ecd23666.d	20 ug/L 8081 icv 1174-56-2	03/13/07 17:18
11	ecd23667.d	500 ug/L Toxaphene ical 1174-45-5	03/13/07 17:37

Signal #1 : L:\DATA\070313_A\ECD23657.D\ECD1A.CH Vial: 15
 Signal #2 : L:\DATA\070313_A\ECD23657.D\ECD2B.CH
 Acq On : 3-13-2007 02:22:50 PM Operator: STM
 Sample : DDT/Endrin Breakdown Inst : SEA035
 Misc : BT=SEA035 Multiplr: 1.00
 IntFile Signal #1: AUTOINT1.E IntFile Signal #2: AUTOINT2.E
 Quant Time: Mar 20 09:37:51 2007 Quant Results File: 070313_8081.RES

Quant Method : L:\METHODS\070313_8081.M (Chemstation Integrator)
 Title : 8081A Pesticides - Dual Column
 Last Update : Thu Mar 15 11:48:50 2007
 Response via : Initial Calibration
 DataAcq Meth : PEST.M

Volume Inj. : 1.0 ul
 Signal #1 Phase : RTX-CLPesticides Signal #2 Phase: RTX-CLPesticides 2
 Signal #1 Info : Signal #2 Info :

Compound	RT#1	RT#2	Resp#1	Resp#2	ug/L	ug/L
System Monitoring Compounds						
2) SR Tetrachloro-m-xy	5.43	6.52f	159204	97473	<MDL	0.053
Spiked Amount	20.000	Range	60 - 150	Recovery =	0.00%#	0.27%#
26) SR Decachlorobiphen	11.19	0.00	406384	0	0.264	N.D. #
Spiked Amount	20.000	Range	60 - 150	Recovery =	1.32%#	0.00%#
Target Compounds						
1) T Hexachlorobutadi	0.00	0.00	0	0	N.D.	N.D.
3) alpha-BHC	0.00	7.02f	0	229629	N.D.	0.092
4) T Hexachlorobenzen	5.89	7.06	186589	92508	0.049	0.047
5) M gamma-BHC (Linda	6.41	7.41f	-43364	137107	N.D.	0.064
6) beta-BHC	6.66	0.00	271459	0	0.182	N.D. #
7) delta-BHC	7.04f	7.98	1373932	1104108	0.431	0.553 #
8) M Heptachlor	6.83f	8.07	1020870	1338803	0.331	0.677 #
9) M Aldrin	7.15	8.44	1134230	1991158	0.370	1.062 #
10) Heptachlor Epoxi	7.82	8.90f	2126908	4548520	0.807	2.775 #
11) gamma-Chlordane	8.07	0.00	2562671	0	0.961	N.D. #
12) alpha-Chlordane	8.15	9.36	1387289	3244683	0.540	2.182 #
13) Endosulfan I	0.00	9.36	0	3244683	N.D.	2.243
14) 4,4'-DDE	8.41	9.50	2430925	2763102	1.052	2.027 #
15) M Dieldrin	8.49f	9.60f	1995071	196783	0.791	0.135 #
16) M Endrin	8.88	9.89	113.1E6	67324055	60.931	55.058
17) 4,4'-DDD	9.03	10.03	15844678	4903724	7.925	4.377 #
18) Endosulfan II	9.14	10.17	4166	539378	<MDL	0.458 #
19) M 4,4'-DDT	9.32	10.33	178.9E6	99270679	130.524	113.715
20) Endrin Aldehyde	9.41	0.00	610302	0	0.389	N.D. #
21) Endosulfan Sulfa	9.56f	0.00	120172	0	0.065	N.D. #
22) Methoxychlor	10.05f	10.70f	601595	32562839	0.995	71.609 #
23) Endrin Ketone	10.22	10.93	3234635	777457	1.628	0.731 #
24) T Toxaphene	0.00	0.00	0	0	N.D.	N.D.
25) Chlordane (techn	0.00	0.00	0	0	N.D.	N.D.

Data File Name ECD23657.D
Data File Path L:\DATA\070313_A\

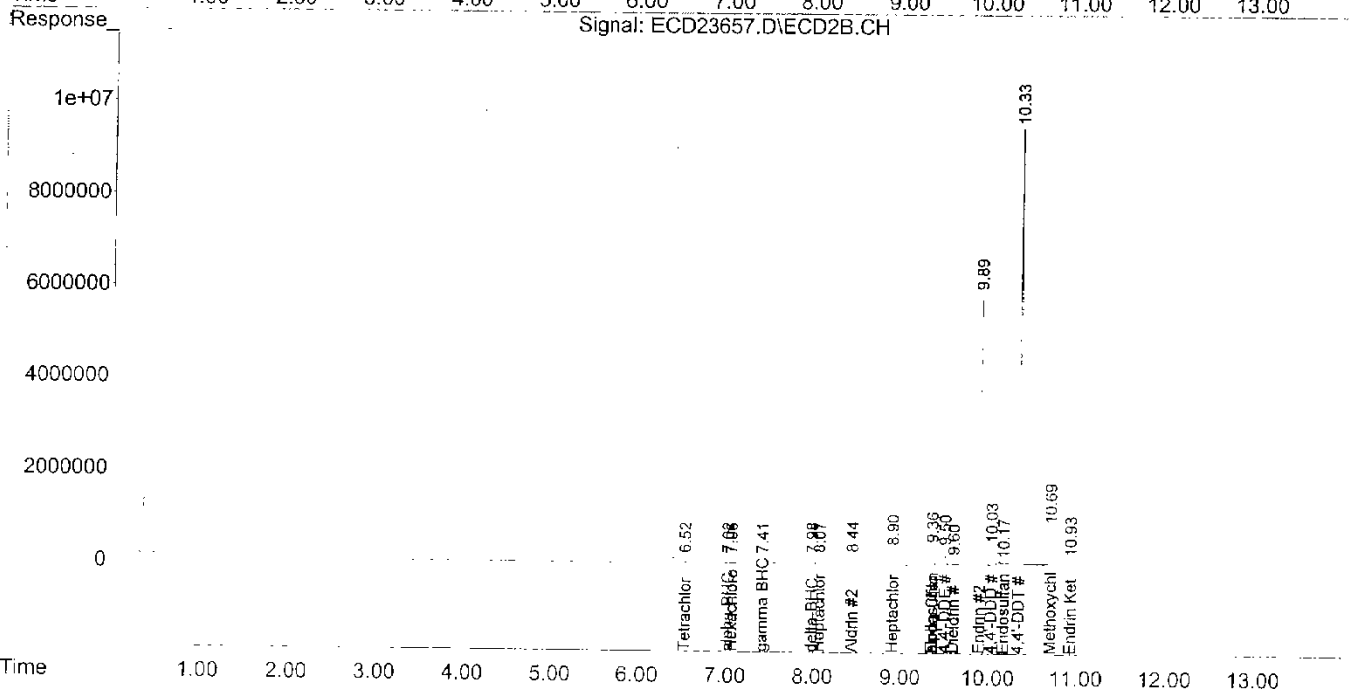
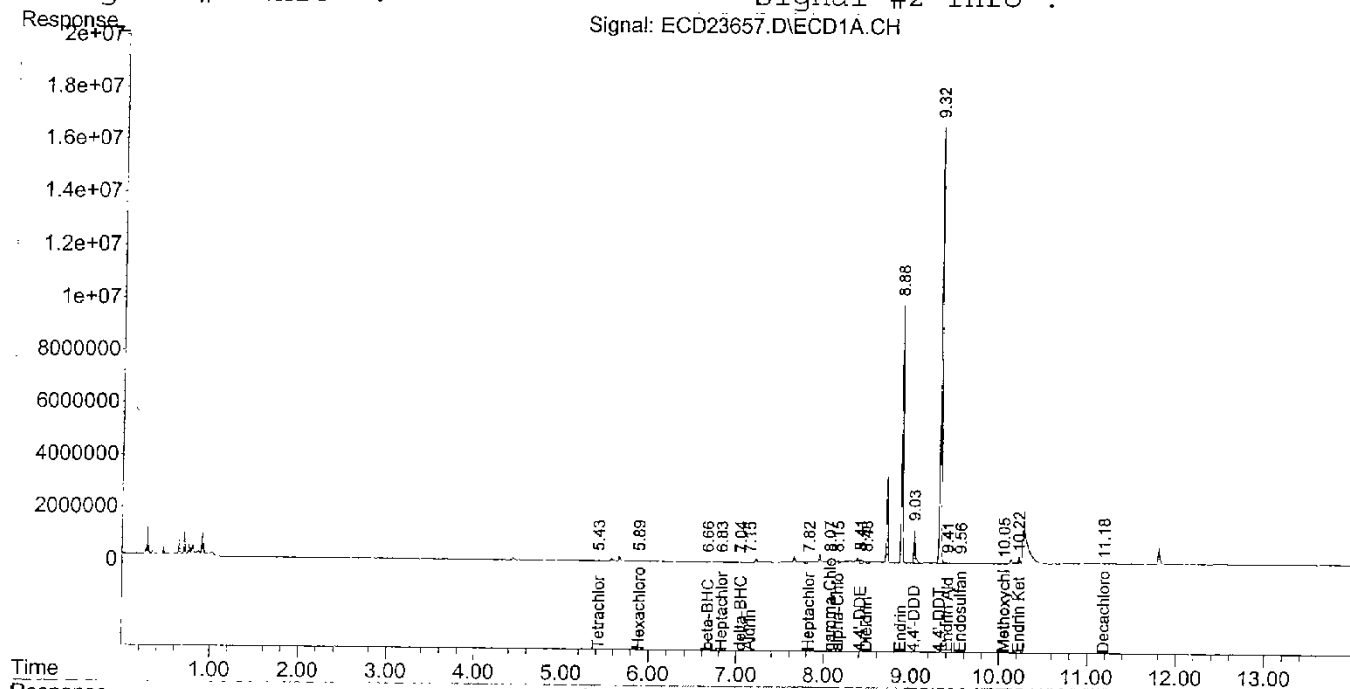
Sample ID DDT/Endrin Breakdown

	RT	Response		RT	Response
Endrin	8.88	113134508.4	4,4'-DDT	9.32	178852877.1
Endrin Aldehyde	9.41	610302.452	4,4'-DDD	9.03	15844678.18
Endrin Ketone	10.22	3234634.913	4,4'-DDE	8.41	2430924.734
%Breakdown		3.3%			9.3%
Endrin #2	9.89	67324055.29	4,4'-DDT #2	10.33	99270678.83
Endrin Aldehyde #2	0.00	0	4,4'-DDD #2	10.03	4903723.617
Endrin Ketone #2	10.93	777456.675	4,4'-DDE #2	9.50	2763102.204
%Breakdown		1.1%			7.2%

Signal #1 : L:\DATA\070313_A\ECD23657.D\ECD1A.CH Vial: 15
 Signal #2 : L:\DATA\070313_A\ECD23657.D\ECD2B.CH
 Acq On : 3-13-2007 02:22:50 PM Operator: STM
 Sample : DDT/Endrin Breakdown Inst : SEA035
 Misc : BT=SEA035 Multiplr: 1.00
 IntFile Signal #1: AUTOINT1.E IntFile Signal #2: AUTOINT2.E
 Quant Time: Mar 20 9:37 2007 Quant Results File: 070313_8081.RES

Quant Method : L:\METHODS\070313_8081.M (Chemstation Integrator)
 Title : 8081A Pesticides - Dual Column
 Last Update : Thu Mar 15 11:48:50 2007
 Response via : Multiple Level Calibration
 DataAcq Meth : PEST.M

Volume Inj. : 1.0 ul
 Signal #1 Phase : RTX-CLPesticides Signal #2 Phase: RTX-CLPesticides 2
 Signal #1 Info : Signal #2 Info :



Signal #1 : L:\DATA\070313_A\ECD23658.D\ECD1A.CH Vial: 16
 Signal #2 : L:\DATA\070313_A\ECD23658.D\ECD2B.CH
 Acq On : 3-13-2007 02:42:19 PM Operator: STM
 Sample : 1.0 ug/L 8081 ical 1174-55-8 Inst : SEA035
 Misc : BT=SEA035 Multiplr: 1.00
 IntFile Signal #1: AUTOINT1.E IntFile Signal #2: AUTOINT2.E
 Quant Time: Mar 20 09:37:57 2007 Quant Results File: 070313_8081.RES

Quant Method : L:\METHODS\070313_8081.M (Chemstation Integrator)
 Title : 8081A Pesticides - Dual Column
 Last Update : Thu Mar 15 11:48:50 2007
 Response via : Initial Calibration
 DataAcq Meth : PEST.M

Volume Inj. : 1.0 ul
 Signal #1 Phase : RTX-CLPesticides Signal #2 Phase: RTX-CLPesticides 2
 Signal #1 Info : Signal #2 Info :

Compound	RT#1	RT#2	Resp#1	Resp#2	ug/L	ug/L
System Monitoring Compounds						
2) SR Tetrachloro-m-xy	5.42	6.46	2602939	1910510	0.964	1.032
Spiked Amount	20.000	Range	60 - 150	Recovery =	4.82%#	5.16%#
26) SR Decachlorobiphen	11.20	12.40	1618953	840620	1.053	1.116
Spiked Amount	20.000	Range	60 - 150	Recovery =	5.26%#	5.58%#
Target Compounds						
1) T Hexachlorobutadi	3.18	4.18	4783750	3487912	0.935	1.015
3) alpha-BHC	5.98	6.97	3303153	2294367	0.824	0.922
4) T Hexachlorobenzen	5.89	7.06	3916587	2167736	1.025	1.100
5) M gamma-BHC (Linda	6.38	7.36	2915637	2045902	0.838	0.955
6) beta-BHC	6.68	7.68	1424798	1037632	0.953	1.119
7) delta-BHC	7.01	7.99	2568561	1880532	0.807	0.942
8) M Heptachlor	6.80	8.06	2690495	2043347	0.872	1.034
9) M Aldrin	7.16	8.44	2612639	1864087	0.852	0.994
10) Heptachlor Epoxi	7.79	8.93	2440308	1778745	0.926	1.085
11) gamma-Chlordane	8.06	9.28	2349246	1608484	0.881	1.053
12) alpha-Chlordane	8.16	9.33	2291527	1591603	0.893	1.071
13) Endosulfan I	8.22	9.37	2139677	1550085	0.900	1.071
14) 4,4'-DDE	8.40	9.49	1934979	1329816	0.837	0.976
15) M Dieldrin	8.54	9.65	2191443	1454118	0.869	0.998
16) M Endrin	8.87	9.89	1562684	1136120	0.842	0.929
17) 4,4'-DDD	9.03	10.03	1711787	1114597	0.856	0.995
18) Endosulfan II	9.16	10.16	1821304	1265014	0.899	1.074
19) M 4,4'-DDT	9.31	10.33	1219910	805546	0.890	0.923
20) Endrin Aldehyde	9.40	10.27	1437494	957428	0.916	1.062
21) Endosulfan Sulfa	9.61	10.54	1681013	1205136	0.911	1.107
22) Methoxychlor	10.02	10.74	483094	509453	0.799	1.120 #
23) Endrin Ketone	10.22	10.93	1750865	1119930	0.881	1.053
24) T Toxaphene	0.00	0.00	0	0	N.D.	N.D.
25) Chlordane (techn	0.00	0.00	0	0	N.D.	N.D.

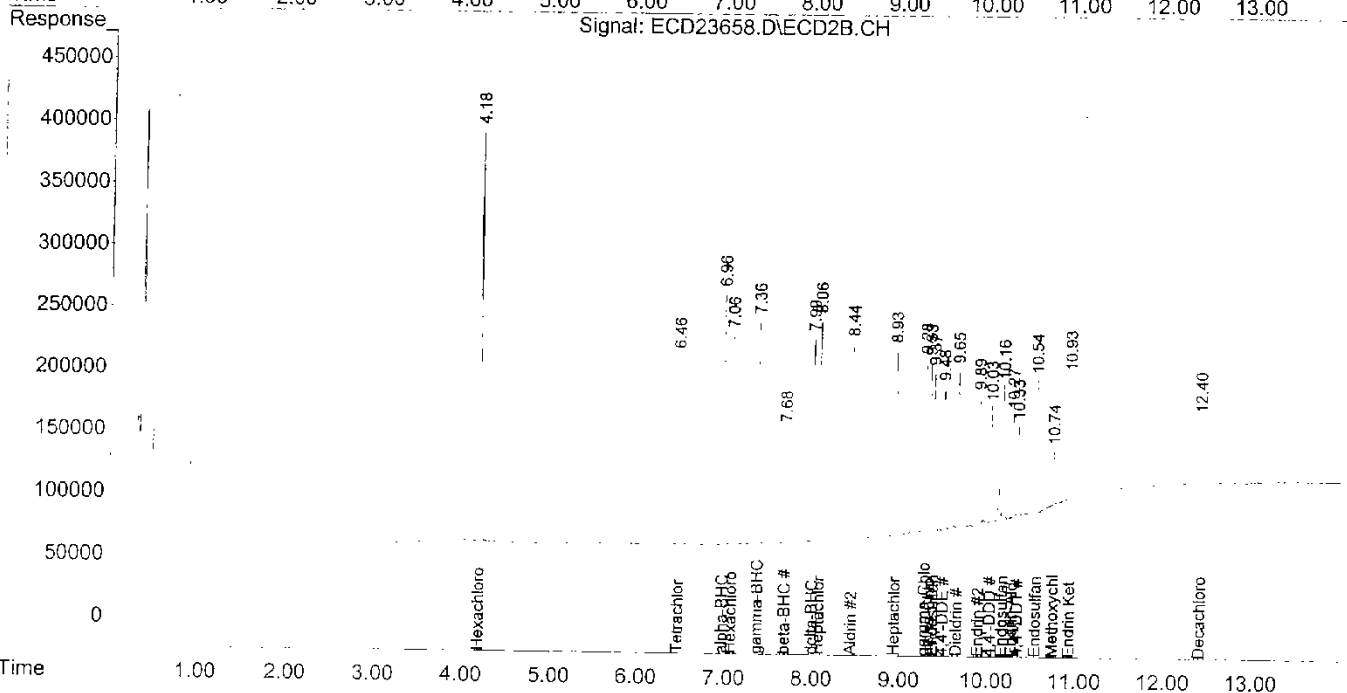
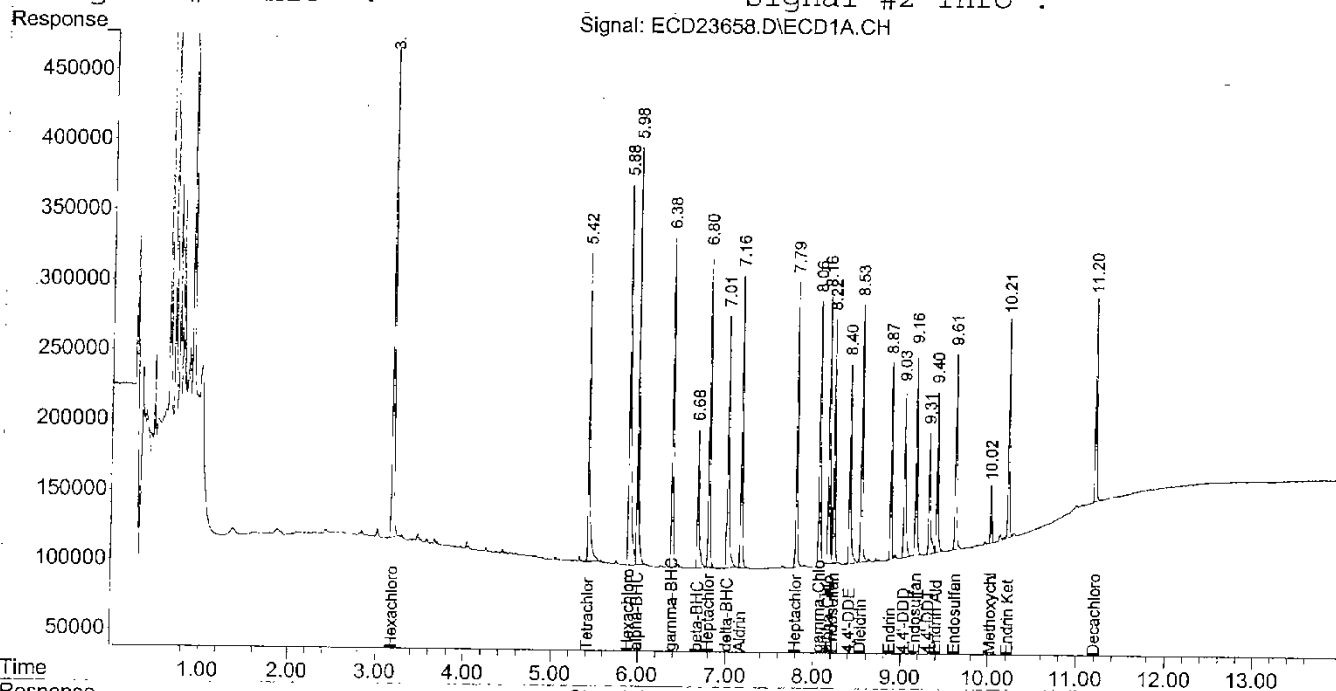
Signal #1 : L:\DATA\070313_A\ECD23658.D\ECD1A.CH
 Signal #2 : L:\DATA\070313_A\ECD23658.D\ECD2B.CH
 Acq On : 3-13-2007 02:42:19 PM
 Sample : 1.0 ug/L 8081 ical 1174-55-8
 Misc : BT=SEA035
 IntFile Signal #1: AUTOINT1.E IntFile Signal #2: AUTOINT2.E
 Quant Time: Mar 20 9:37 2007 Quant Results File: 070313_8081.RES

Vial: 16

Operator: STM
 Inst : SEA035
 Multiplr: 1.00

Quant Method : L:\METHODS\070313_8081.M (Chemstation Integrator)
 Title : 8081A Pesticides - Dual Column
 Last Update : Thu Mar 15 11:48:50 2007
 Response via : Multiple Level Calibration
 DataAcq Meth : PEST.M

Volume Inj. : 1.0 ul
 Signal #1 Phase : RTX-CLPesticides Signal #2 Phase: RTX-CLPesticides 2
 Signal #1 Info : Signal #2 Info :



Signal #1 : L:\DATA\070313_A\ECD23659.D\ECD1A.CH Vial: 17
 Signal #2 : L:\DATA\070313_A\ECD23659.D\ECD2B.CH
 Acq On : 3-13-2007 03:01:46 PM Operator: STM
 Sample : 2.0 ug/L 8081 ical 1174-55-7 Inst : SEA035
 Misc : BT=SEA035 Multiplr: 1.00
 IntFile Signal #1: AUTOINT1.E IntFile Signal #2: AUTOINT2.E
 Quant Time: Mar 20 09:38:04 2007 Quant Results File: 070313_8081.RES

Quant Method : L:\METHODS\070313_8081.M (Chemstation Integrator)
 Title : 8081A Pesticides - Dual Column
 Last Update : Thu Mar 15 11:48:50 2007
 Response via : Initial Calibration
 DataAcq Meth : PEST.M

Volume Inj. : 1.0 ul
 Signal #1 Phase : RTX-CLPesticides Signal #2 Phase: RTX-CLPesticides 2
 Signal #1 Info : Signal #2 Info :

Compound	RT#1	RT#2	Resp#1	Resp#2	ug/L	ug/L

System Monitoring Compounds						
2) SR Tetrachloro-m-xy	5.42	6.46	4994653	3827498	1.849	2.068
Spiked Amount	20.000	Range	60 - 150	Recovery =	9.25%#	10.34%#
26) SR Decachlorobiphen	11.20	12.40	3197112	1634747	2.079	2.170
Spiked Amount	20.000	Range	60 - 150	Recovery =	10.40%#	10.85%#

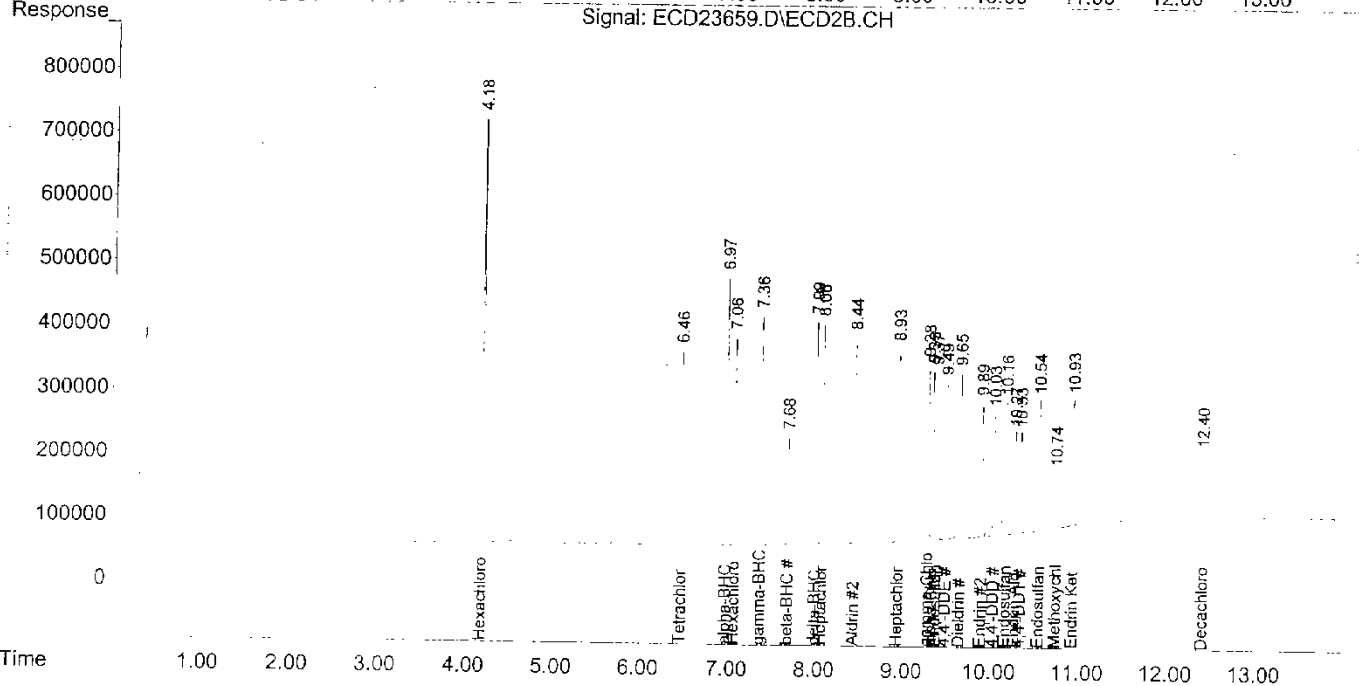
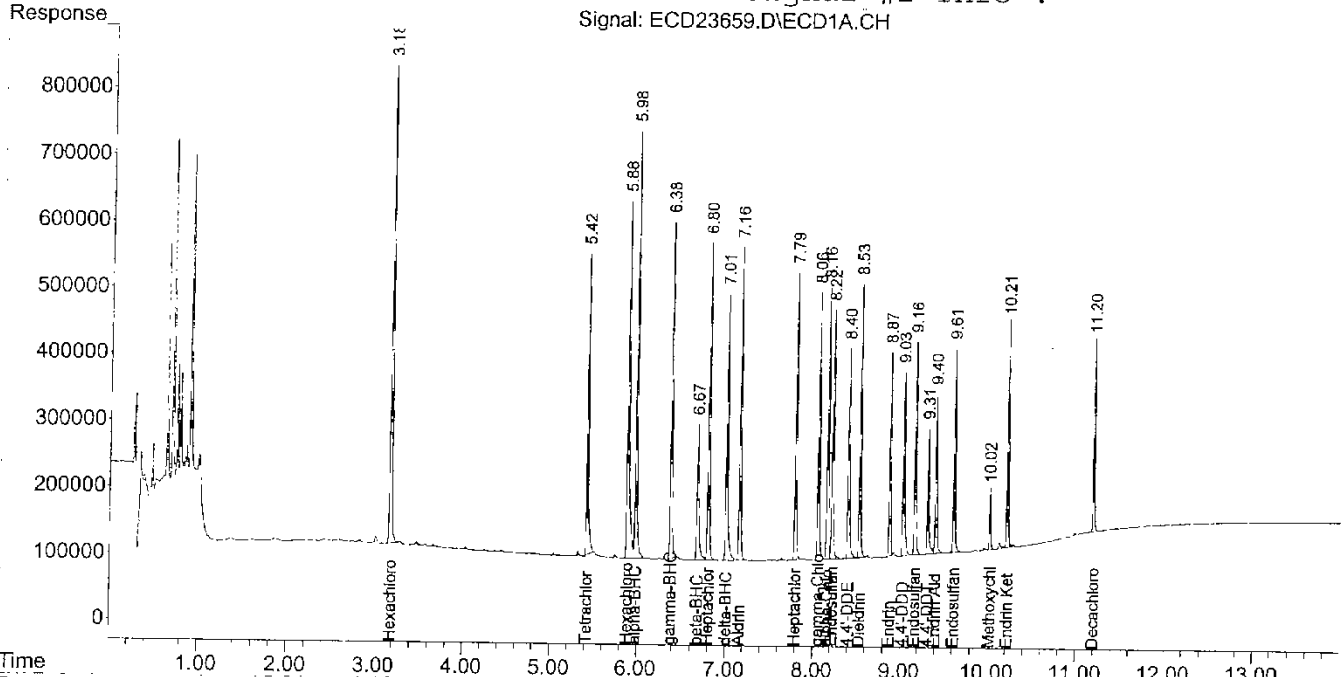
Target Compounds

1) T Hexachlorobutadi	3.18	4.18	9853600	7051799	1.925	2.053
3) alpha-BHC	5.98	6.97	7129871	4819952	1.778	1.937
4) T Hexachlorobenzen	5.88	7.06	7761102	4202406	2.031	2.133
5) M gamma-BHC (Linda)	6.38	7.36	6082651	4222722	1.749	1.970
6) beta-BHC	6.68	7.68	2960942	2010051	1.980	2.168
7) delta-BHC	7.01	7.99	5609253	3928965	1.761	1.967
8) M Heptachlor	6.80	8.06	5792239	4076308	1.877	2.062
9) M Aldrin	7.16	8.44	5696529	3810359	1.859	2.031
10) Heptachlor Epoxi	7.79	8.93	5192115	3448468	1.969	2.104
11) gamma-Chlordane	8.06	9.28	5113258	3219411	1.918	2.108
12) alpha-Chlordane	8.16	9.33	4974818	3172944	1.938	2.134
13) Endosulfan I	8.22	9.37	4728015	3088323	1.988	2.135
14) 4,4'-DDE	8.40	9.49	4214262	2761145	1.823	2.026
15) M Dieldrin	8.53	9.65	4747825	2977288	1.883	2.044
16) M Endrin	8.87	9.89	3405317	2486725	1.834	2.034
17) 4,4'-DDD	9.03	10.03	3759835	2292472	1.880	2.046
18) Endosulfan II	9.16	10.16	3914417	2509546	1.931	2.130
19) M 4,4'-DDT	9.31	10.33	2341070	1719038	1.708	1.969
20) Endrin Aldehyde	9.40	10.27	3004603	1934269	1.915	2.146
21) Endosulfan Sulfa	9.61	10.54	3605972	2379325	1.953	2.186
22) Methoxychlor	10.02	10.74	1037618	933115	1.717	2.052
23) Endrin Ketone	10.21	10.93	3809143	2194962	1.917	2.063
24) T Toxaphene	0.00	0.00	0	0	N.D.	N.D.
25) Chlordane (techn	0.00	0.00	0	0	N.D.	N.D.

Signal #1 : L:\DATA\070313_A\ECD23659.D\ECD1A.CH Vial: 17
 Signal #2 : L:\DATA\070313_A\ECD23659.D\ECD2B.CH
 Acq On : 3-13-2007 03:01:46 PM Operator: STM
 Sample : 2.0 ug/L 8081 ical 1174-55-7 Inst : SEA035
 Misc : BT=SEA035 Multiplr: 1.00
 IntFile Signal #1: AUTOINT1.E IntFile Signal #2: AUTOINT2.E
 Quant Time: Mar 20 9:38 2007 Quant Results File: 070313_8081.RES

Quant Method : L:\METHODS\070313_8081.M (Chemstation Integrator)
 Title : 8081A Pesticides - Dual Column
 Last Update : Thu Mar 15 11:48:50 2007
 Response via : Multiple Level Calibration
 DataAcq Meth : PEST.M

Volume Inj. : 1.0 ul
 Signal #1 Phase : RTX-CLPesticides Signal #2 Phase: RTX-CLPesticides 2
 Signal #1 Info : Signal #2 Info :



Signal #1 : L:\DATA\070313_A\ECD23660.D\ECD1A.CH Vial: 18
 Signal #2 : L:\DATA\070313_A\ECD23660.D\ECD2B.CH
 Acq On : 3-13-2007 03:21:14 PM Operator: STM
 Sample : 5.0 ug/L 8081 ical 1174-55-6 Inst : SEA035
 Misc : BT=SEA035 Multiplr: 1.00
 IntFile Signal #1: AUTOINT1.E IntFile Signal #2: AUTOINT2.E
 Quant Time: Mar 20 09:38:11 2007 Quant Results File: 070313_8081.RES

Quant Method : L:\METHODS\070313_8081.M (Chemstation Integrator)
 Title : 8081A Pesticides - Dual Column
 Last Update : Thu Mar 15 11:48:50 2007
 Response via : Initial Calibration
 DataAcq Meth : PEST.M

Volume Inj. : 1.0 ul
 Signal #1 Phase : RTX-CLPesticides Signal #2 Phase: RTX-CLPesticides 2
 Signal #1 Info : Signal #2 Info :

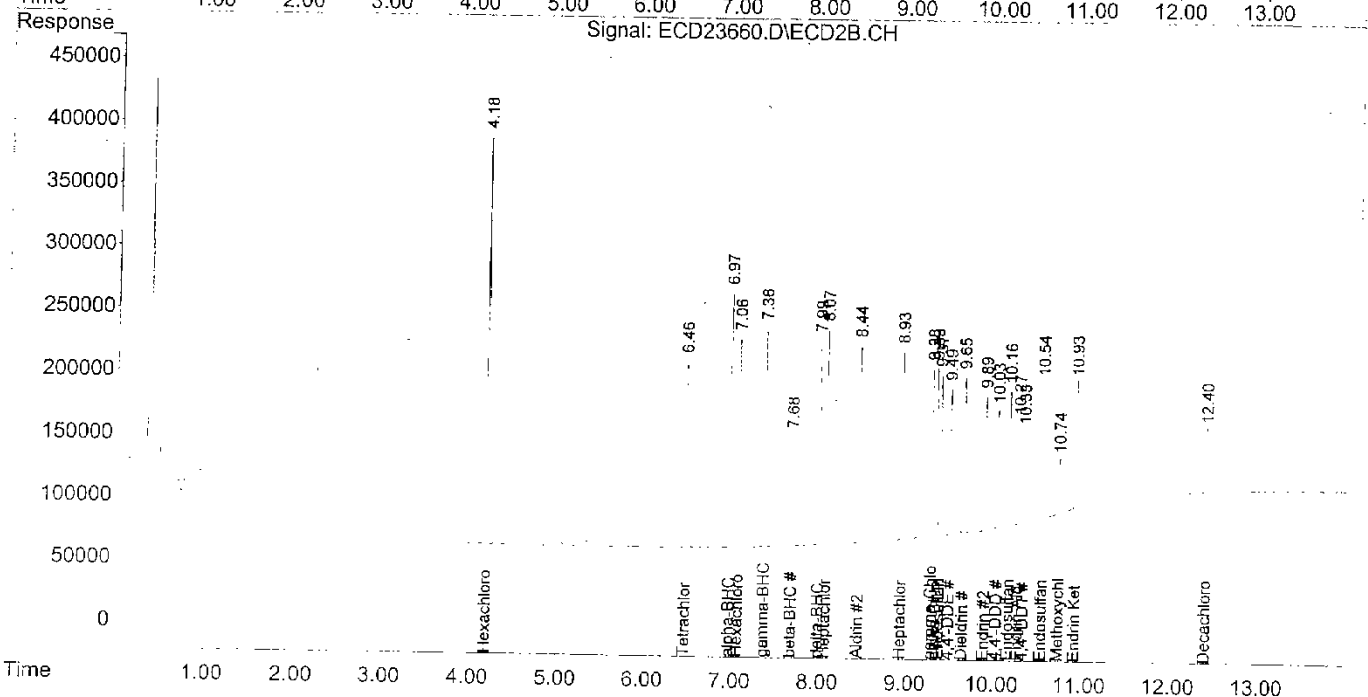
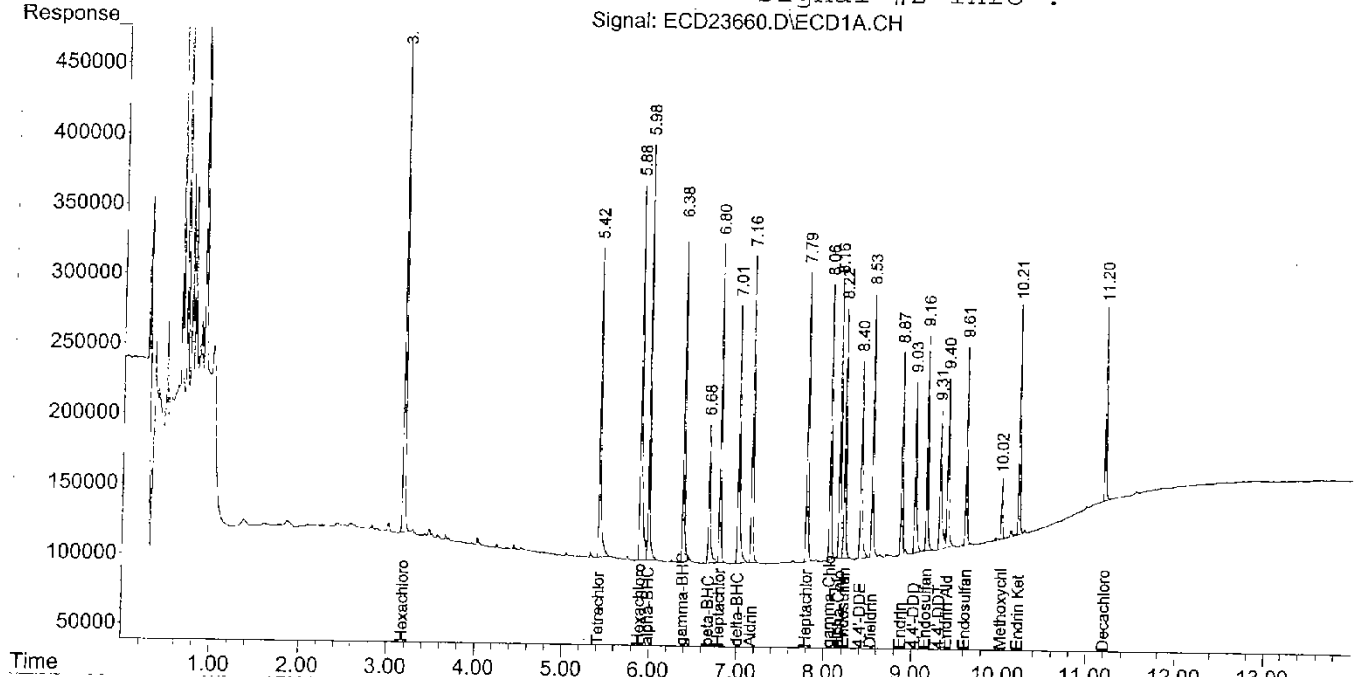
Compound		RT#1	RT#2	Resp#1	Resp#2	ug/L	ug/L

System Monitoring Compounds							
2)	SR Tetrachloro-m-xy	5.42	6.46	2604826	1901096	0.964	1.027
	Spiked Amount	20.000	Range 60 -	150	Recovery =	4.82%#	5.13%#
26)	SR Decachlorobiphen	11.20	12.40	1542293	790126	1.003	1.049
	Spiked Amount	20.000	Range 60 -	150	Recovery =	5.01%#	5.24%#
Target Compounds							
1)	T Hexachlorobutadi	3.18	4.18	4820237	3482854	0.942	1.014
3)	alpha-BHC	5.98	6.97	3328424	2300073	0.830	0.924
4)	T Hexachlorobenzen	5.89	7.07	3934157	2168680	1.030	1.101
5)	M gamma-BHC (Linda	6.38	7.36	2850725	2054343	0.820	0.959
6)	beta-BHC	6.68	7.68	1472044	1040274	0.984	1.122
7)	delta-BHC	7.01	7.99	2613269	1886015	0.821	0.944
8)	M Heptachlor	6.80	8.07	2744697	2037103	0.890	1.031
9)	M Aldrin	7.16	8.44	2664853	1868611	0.869	0.996
10)	Heptachlor Epoxi	7.79	8.93	2490857	1748133	0.945	1.066
11)	gamma-Chlordane	8.06	9.28	2402148	1646760	0.901	1.078
12)	alpha-Chlordane	8.16	9.33	2338643	1618699	0.911	1.089
13)	Endosulfan I	8.22	9.37	2195351	1583916	0.923	1.095
14)	4,4'-DDE	8.40	9.49	1988791	1351989	0.861	0.992
15)	M Dieldrin	8.53	9.65	2264673	1480071	0.898	1.016
16)	M Endrin	8.87	9.89	1608266	1204781	0.866	0.985
17)	4,4'-DDD	9.03	10.03	1743194	1119990	0.872	1.000
18)	Endosulfan II	9.16	10.16	1887724	1305242	0.931	1.108
19)	M 4,4'-DDT	9.31	10.33	1549964	837551	1.131	0.959
20)	Endrin Aldehyde	9.40	10.27	1514356	989920	0.965	1.098
21)	Endosulfan Sulfa	9.61	10.54	1738418	1212262	0.942	1.114
22)	Methoxychlor	10.02	10.74	511955	478875	0.847	1.053
23)	Endrin Ketone	10.21	10.93	1854274	1097075	0.933	1.031
24)	T Toxaphene	0.00	0.00	0	0	N.D.	N.D.
25)	Chlordane (techn	0.00	0.00	0	0	N.D.	N.D.

Signal #1 : L:\DATA\070313_A\ECD23660.D\ECD1A.CH Vial: 18
 Signal #2 : L:\DATA\070313_A\ECD23660.D\ECD2B.CH
 Acq On : 3-13-2007 03:21:14 PM Operator: STM
 Sample : 5.0 ug/L 8081 ical 1174-55-6 Inst : SEA035
 Misc : BT=SEA035 Multiplr: 1.00
 IntFile Signal #1: AUTOINT1.E IntFile Signal #2: AUTOINT2.E
 Quant Time: Mar 20 9:38 2007 Quant Results File: 070313_8081.RES

Quant Method : L:\METHODS\070313_8081.M (Chemstation Integrator)
 Title : 8081A Pesticides - Dual Column
 Last Update : Thu Mar 15 11:48:50 2007
 Response via : Multiple Level Calibration
 DataAcq Meth : PEST.M

Volume Inj. : 1.0 ul
 Signal #1 Phase : RTX-CLPesticides Signal #2 Phase: RTX-CLPesticides 2
 Signal #1 Info : Signal #2 Info :



Signal #1 : L:\DATA\070313_A\ECD23661.D\ECD1A.CH Vial: 19
 Signal #2 : L:\DATA\070313_A\ECD23661.D\ECD2B.CH
 Acq On : 3-13-2007 03:40:42 PM Operator: STM
 Sample : 10 ug/L 8081 ical 1174-55-5 Inst : SEA035
 Misc : BT=SEA035 Multiplr: 1.00
 IntFile Signal #1: AUTOINT1.E IntFile Signal #2: AUTOINT2.E
 Quant Time: Mar 20 09:38:18 2007 Quant Results File: 070313_8081.RES

Quant Method : L:\METHODS\070313_8081.M (Chemstation Integrator)
 Title : 8081A Pesticides - Dual Column
 Last Update : Thu Mar 15 11:48:50 2007
 Response via : Initial Calibration
 DataAcq Meth : PEST.M

Volume Inj. : 1.0 ul
 Signal #1 Phase : RTX-CLPesticides Signal #2 Phase: RTX-CLPesticides 2
 Signal #1 Info : Signal #2 Info :

Compound	RT#1	RT#2	Resp#1	Resp#2	ug/L	ug/L
System Monitoring Compounds						
2) SR Tetrachloro-m-xy	5.42	6.46	27385123	18551280	10.140	10.021
Spiked Amount	20.000	Range	60 - 150	Recovery =	50.70%#	50.10%#
26) SR Decachlorobiphen	11.20	12.40	15575073	7574807	10.127	10.056
Spiked Amount	20.000	Range	60 - 150	Recovery =	50.64%#	50.28%#

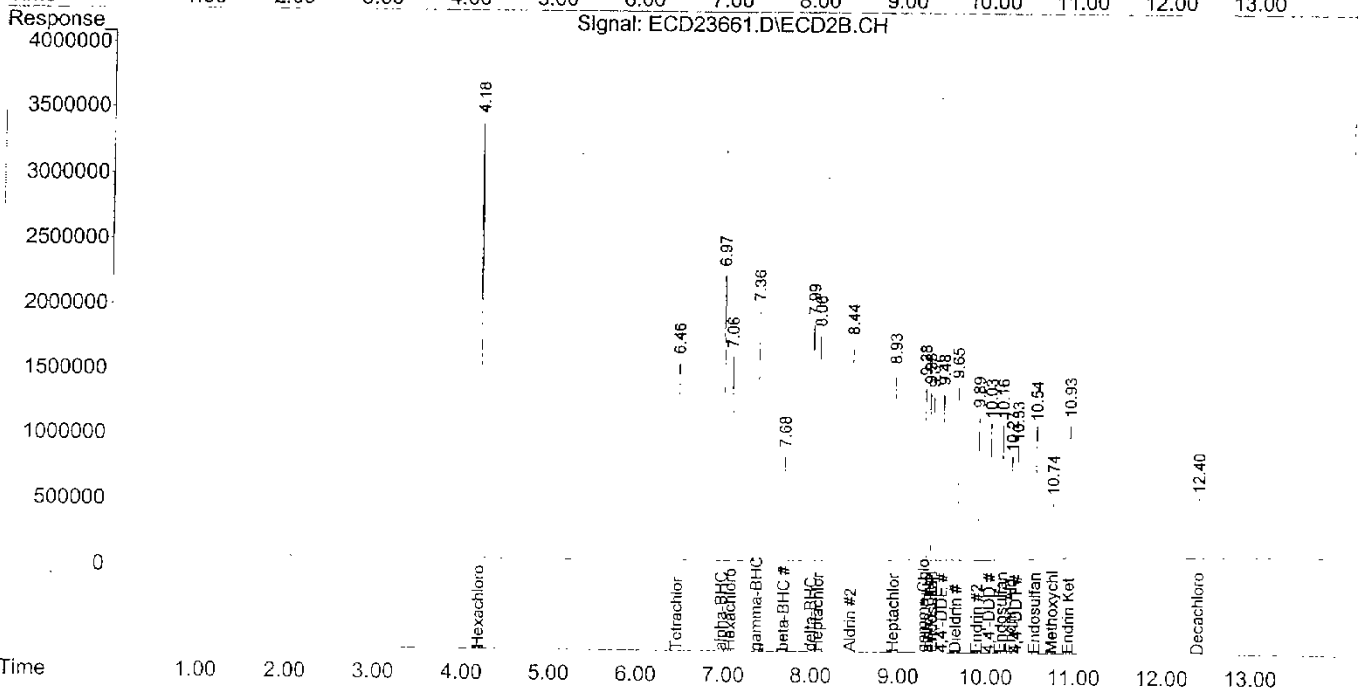
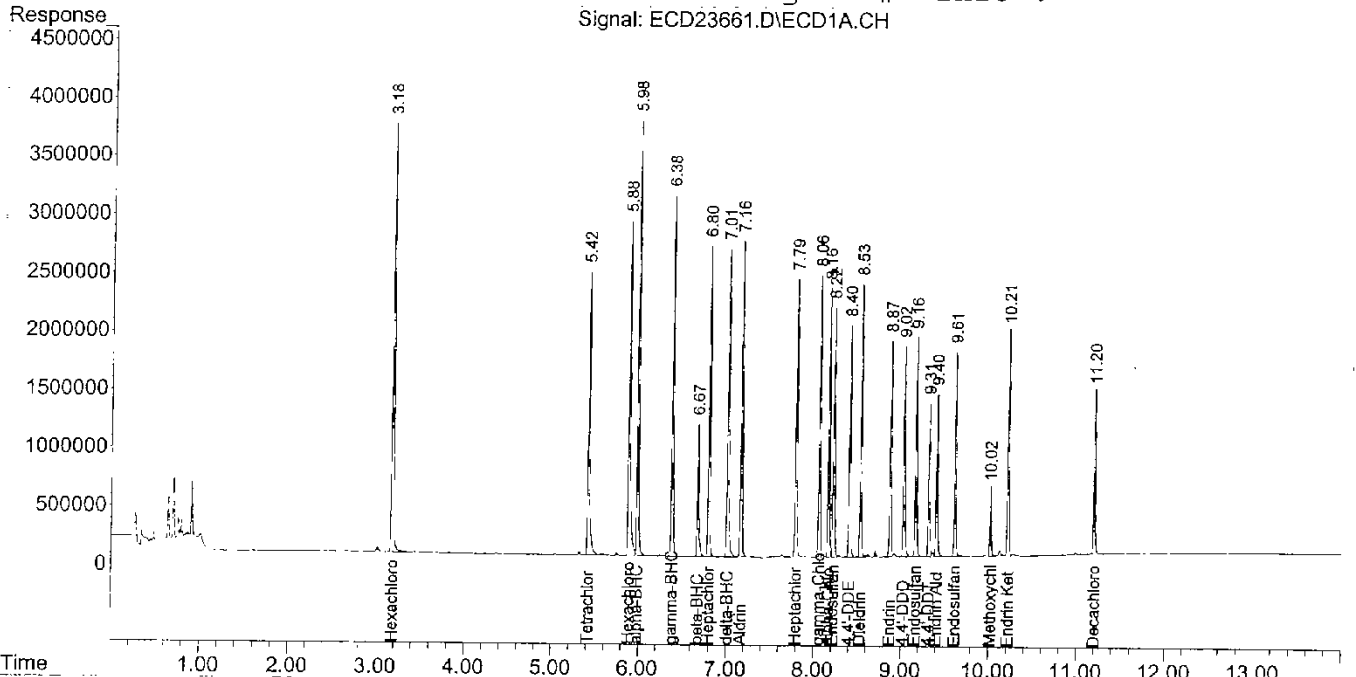
Target Compounds

1) T	Hexachlorobutadi	3.18	4.18	52235094	34969097	10.205	10.178
3)	alpha-BHC	5.98	6.97	41426179	25715242	10.331	10.335
4) T	Hexachlorobenzen	5.88	7.06	38431475	19527603	10.057	9.912
5) M	gamma-BHC (Linda	6.38	7.36	36447850	22055537	10.478	10.292
6)	beta-BHC	6.67	7.68	15487153	9191647	10.355	9.915
7)	delta-BHC	7.01	7.99	34188795	20821124	10.735	10.425
8) M	Heptachlor	6.80	8.07	33257535	20245471	10.779	10.242
9) M	Aldrin	7.16	8.44	33109511	19376514	10.803	10.330
10)	Heptachlor Epoxi	7.79	8.93	28742819	16777660	10.901	10.236
11)	gamma-Chlordane	8.06	9.28	28665437	15693099	10.753	10.274
12)	alpha-Chlordane	8.16	9.33	27714244	15245160	10.796	10.254
13)	Endosulfan I	8.22	9.37	25986022	14865435	10.929	10.275
14)	4,4'-DDE	8.40	9.49	24619465	14281873	10.653	10.479
15) M	Dieldrin	8.53	9.65	27855884	15146614	11.048	10.398
16) M	Endrin	8.87	9.89	20695139	13240696	11.146	10.828
17)	4,4'-DDD	9.02	10.03	22183780	11774183	11.095	10.510
18)	Endosulfan II	9.16	10.16	22098705	12120109	10.903	10.288
19) M	4,4'-DDT	9.31	10.33	14615729	9262877	10.666	10.611
20)	Endrin Aldehyde	9.40	10.27	16858238	9216065	10.746	10.225
21)	Endosulfan Sulfa	9.61	10.54	20233234	11137666	10.961	10.232
22)	Methoxychlor	10.02	10.74	6766708	4780271	11.197	10.512
23)	Endrin Ketone	10.22	10.93	21822133	11004517	10.983	10.342
24) T	Toxaphene	0.00	0.00	0	0	N.D.	N.D.
25)	Chlordane (techn	0.00	0.00	0	0	N.D.	N.D.

Signal #1 : L:\DATA\070313_A\ECD23661.D\ECD1A.CH Vial: 19
 Signal #2 : L:\DATA\070313_A\ECD23661.D\ECD2B.CH
 Acq On : 3-13-2007 03:40:42 PM Operator: STM
 Sample : 10 ug/L 8081 ical 1174-55-5 Inst : SEA035
 Misc : BT=SEA035 Multiplr: 1.00
 IntFile Signal #1: AUTOINT1.E IntFile Signal #2: AUTOINT2.E
 Quant Time: Mar 20 9:38 2007 Quant Results File: 070313_8081.RES

Quant Method : L:\METHODS\070313_8081.M (Chemstation Integrator)
 Title : 8081A Pesticides - Dual Column
 Last Update : Thu Mar 15 11:48:50 2007
 Response via : Multiple Level Calibration
 DataAcq Meth : PEST.M

Volume Inj. : 1.0 ul
 Signal #1 Phase : RTX-CLPesticides Signal #2 Phase: RTX-CLPesticides 2
 Signal #1 Info : Signal #2 Info :



Signal #1 : L:\DATA\070313_A\ECD23662.D\ECD1A.CH Vial: 18
 Signal #2 : L:\DATA\070313_A\ECD23662.D\ECD2B.CH
 Acq On : 3-13-2007 04:00:13 PM Operator: STM
 Sample : 5.0 ug/L 8081 ical 1174-55-6 Inst : SEA035
 Misc : BT=SEA035 Multiplr: 1.00
 IntFile Signal #1: AUTOINT1.E IntFile Signal #2: AUTOINT2.E
 Quant Time: Mar 20 09:38:24 2007 Quant Results File: 070313_8081.RES

Quant Method : L:\METHODS\070313_8081.M (Chemstation Integrator)
 Title : 8081A Pesticides - Dual Column
 Last Update : Thu Mar 15 11:48:50 2007
 Response via : Initial Calibration
 DataAcq Meth : PEST.M

Volume Inj. : 1.0 ul
 Signal #1 Phase : RTX-CLPesticides Signal #2 Phase: RTX-CLPesticides 2
 Signal #1 Info : Signal #2 Info :

Compound	RT#1	RT#2	Resp#1	Resp#2	ug/L	ug/L
System Monitoring Compounds						
2) SR Tetrachloro-m-xy	5.42	6.46	13606263	9266861	5.038	5.006
Spiked Amount	20.000	Range	60 - 150	Recovery =	25.19%#	25.03%#
26) SR Decachlorobiphen	11.20	12.40	8217070	3953608	5.343	5.249
Spiked Amount	20.000	Range	60 - 150	Recovery =	26.72%#	26.24%#

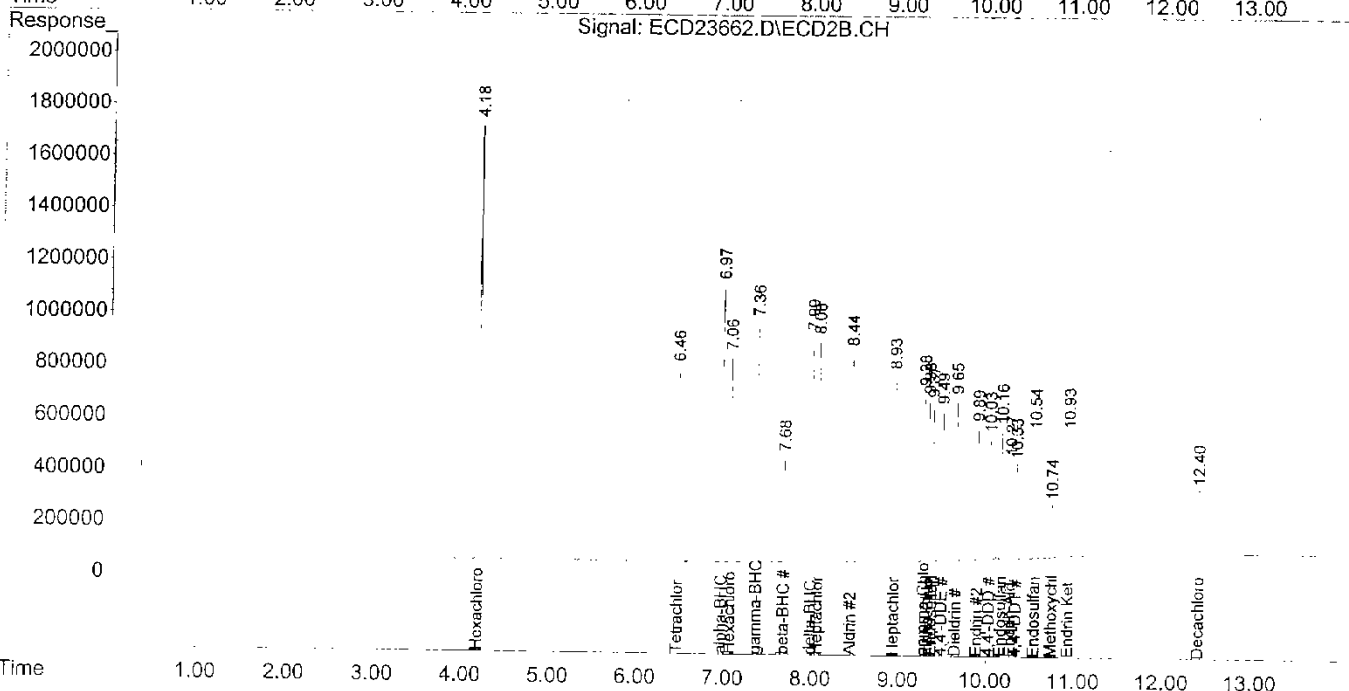
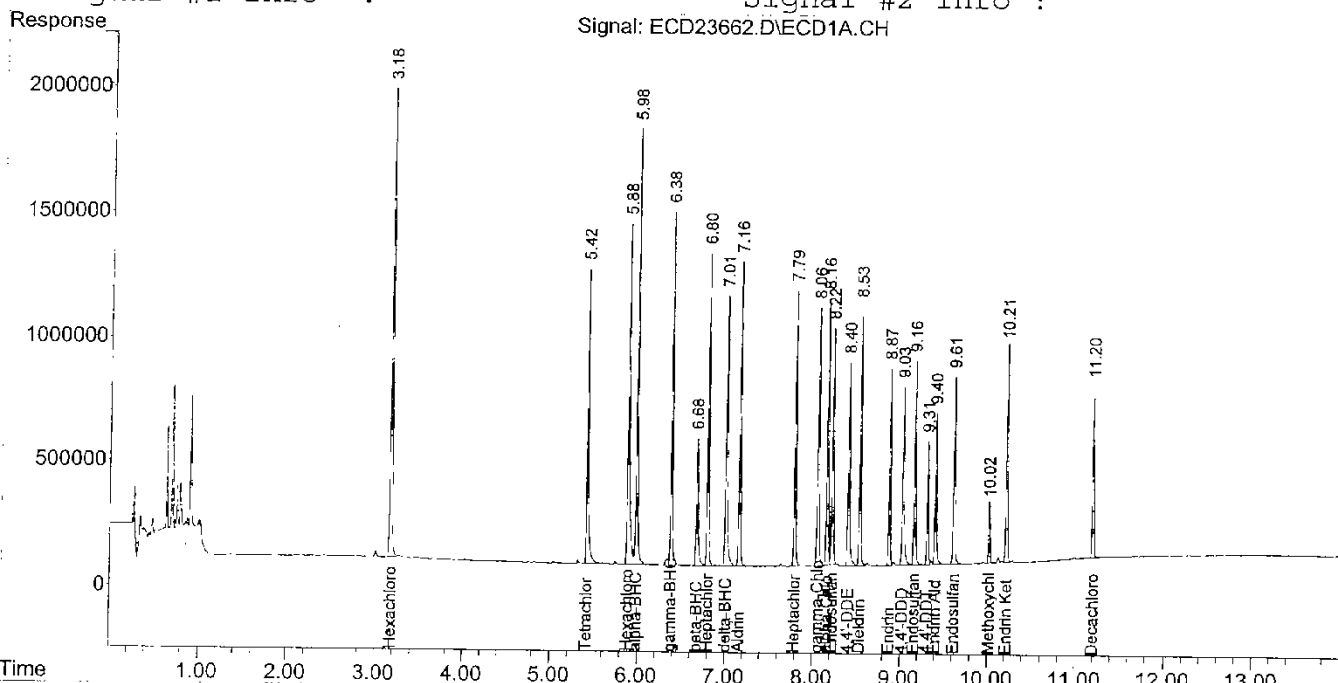
Target Compounds

1) T	Hexachlorobutadi	3.18	4.18	25914461	17539223	5.063	5.105
3)	alpha-BHC	5.98	6.97	19909533	12347314	4.965	4.962
4) T	Hexachlorobenzen	5.88	7.06	19282727	9895504	5.046	5.023
5) M	gamma-BHC (Linda	6.38	7.36	17116745	10629072	4.921	4.960
6)	beta-BHC	6.68	7.68	7359804	4650589	4.921	5.017
7)	delta-BHC	7.01	7.99	15122328	9834888	4.748	4.924
8) M	Heptachlor	6.80	8.06	15447147	9904833	5.007	5.011
9) M	Aldrin	7.16	8.44	15175524	9282383	4.951	4.949
10)	Heptachlor Epoxi	7.79	8.93	13297465	8061323	5.043	4.918
11)	gamma-Chlordane	8.06	9.28	12955270	7493958	4.860	4.906
12)	alpha-Chlordane	8.16	9.33	12531273	7335133	4.881	4.934
13)	Endosulfan I	8.22	9.37	11767416	7159440	4.949	4.949
14)	4,4'-DDE	8.40	9.49	11146524	6631276	4.823	4.866
15) M	Dieldrin	8.53	9.65	12567265	7119547	4.985	4.887
16) M	Endrin	8.87	9.89	8967303	5894934	4.829	4.821
17)	4,4'-DDD	9.03	10.03	9692117	5462012	4.847	4.876
18)	Endosulfan II	9.16	10.16	10164110	5730213	5.015	4.864
19) M	4,4'-DDT	9.31	10.33	5665819	4076931	4.135	4.670
20)	Endrin Aldehyde	9.40	10.27	7781884	4419699	4.961	4.904
21)	Endosulfan Sulfa	9.61	10.54	9226964	5383647	4.999	4.946
22)	Methoxychlor	10.02	10.74	2773311	2164406	4.589	4.760
23)	Endrin Ketone	10.21	10.93	10087535	5233721	5.077	4.919
24) T	Toxaphene	0.00	0.00	0	0	N.D.	N.D.
25)	Chlordane (techn	0.00	0.00	0	0	N.D.	N.D.

Signal #1 : L:\DATA\070313_A\ECD23662.D\ECD1A.CH Vial: 18
 Signal #2 : L:\DATA\070313_A\ECD23662.D\ECD2B.CH
 Acq On : 3-13-2007 04:00:13 PM Operator: STM
 Sample : 5.0 ug/L 8081 ical 1174-55-6 Inst : SEA035
 Misc : BT=SEA035 Multiplr: 1.00
 IntFile Signal #1: AUTOINT1.E IntFile Signal #2: AUTOINT2.E
 Quant Time: Mar 20 9:38 2007 Quant Results File: 070313_8081.RES

Quant Method : L:\METHODS\070313_8081.M (Chemstation Integrator)
 Title : 8081A Pesticides - Dual Column
 Last Update : Thu Mar 15 11:48:50 2007
 Response via : Multiple Level Calibration
 DataAcq Meth : PEST.M

Volume Inj. : 1.0 ul
 Signal #1 Phase : RTX-CLPesticides Signal #2 Phase: RTX-CLPesticides 2
 Signal #1 Info : Signal #2 Info :



Signal #1 : L:\DATA\070313_A\ECD23663.D\ECD1A.CH Vial: 20
Signal #2 : L:\DATA\070313_A\ECD23663.D\ECD2B.CH
Acq On : 3-13-2007 04:19:40 PM Operator: STM
Sample : 20 ug/L 8081 ical 1174-55-4 Inst : SEA035
Misc : BT=SEA035 Multiplr: 1.00
IntFile Signal #1: AUTOINT1.E IntFile Signal #2: AUTOINT2.E
Quant Time: Mar 20 09:38:31 2007 Quant Results File: 070313_8081.RES

Quant Method : L:\METHODS\070313_8081.M (Chemstation Integrator)
Title : 8081A Pesticides - Dual Column
Last Update : Thu Mar 15 11:48:50 2007
Response via : Initial Calibration
DataAcq Meth : PEST.M

Volume Inj. : 1.0 ul
Signal #1 Phase : RTX-CLPesticides Signal #2 Phase: RTX-CLPesticides 2
Signal #1 Info : Signal #2 Info :

Table with 7 columns: Compound, RT#1, RT#2, Resp#1, Resp#2, ug/L, ug/L. Contains System Monitoring Compounds and Spiked Amount data for SR Tetrachloro-m-xy and SR Decachlorobiphen.

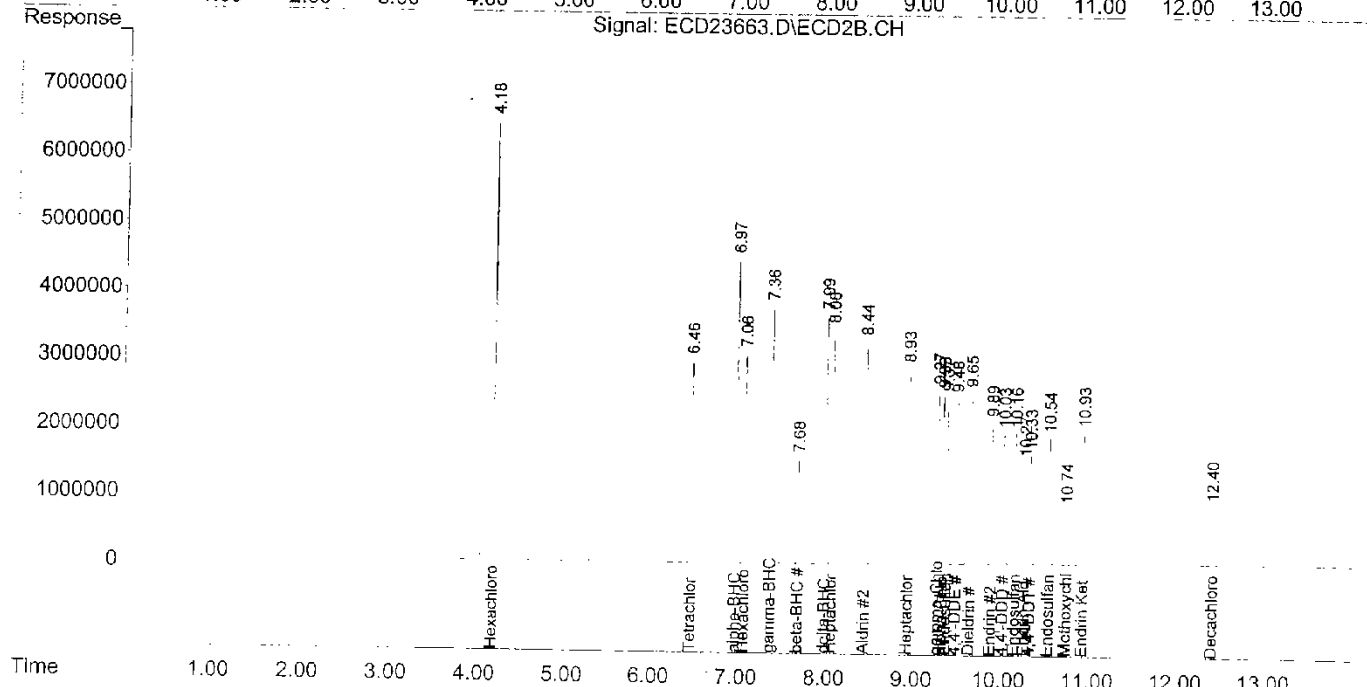
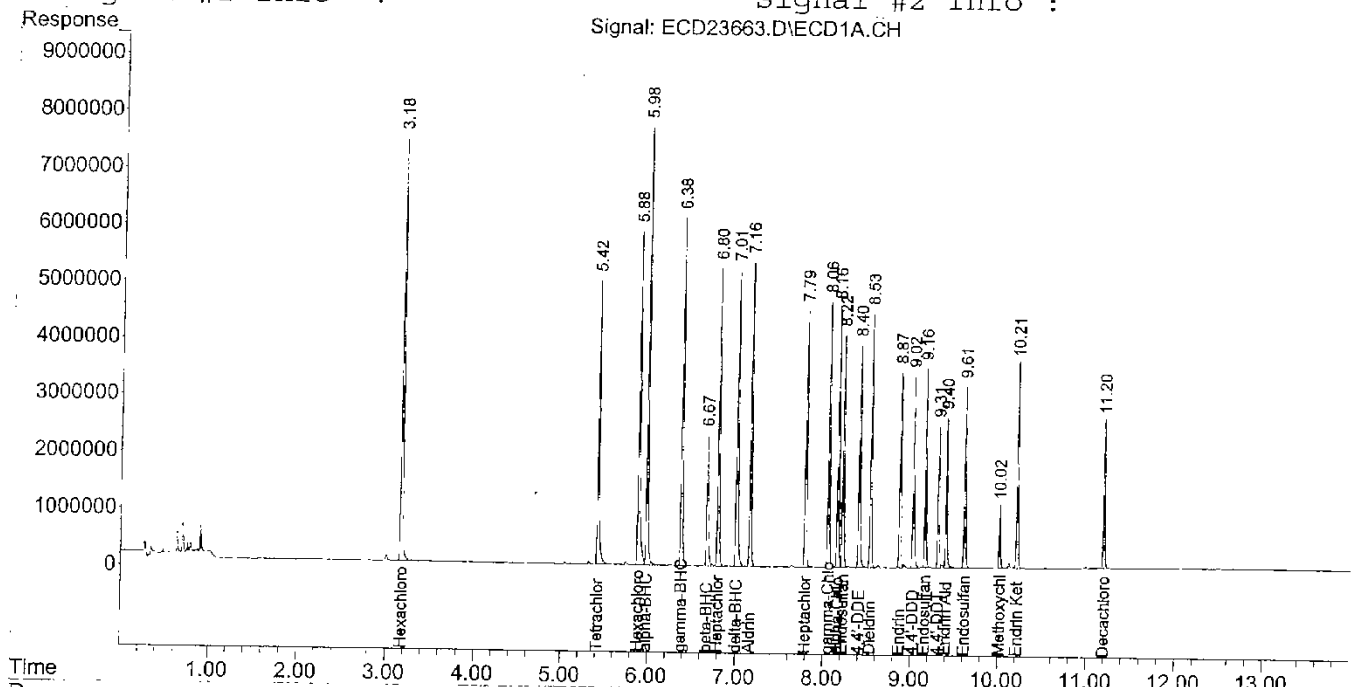
Target Compounds

Table with 7 columns: Compound, RT#1, RT#2, Resp#1, Resp#2, ug/L, ug/L. Lists 25 target compounds including Hexachlorobutadi, alpha-BHC, Hexachlorobenzen, gamma-BHC (Linda), beta-BHC, delta-BHC, Heptachlor, Aldrin, Heptachlor Epoxi, gamma-Chlordane, alpha-Chlordane, Endosulfan I, 4,4'-DDE, Dieldrin, Endrin, 4,4'-DDD, Endosulfan II, 4,4'-DDT, Endrin Aldehyde, Endosulfan Sulfa, Methoxychlor, Endrin Ketone, Toxaphene, and Chlordane (techn).

Signal #1 : L:\DATA\070313_A\ECD23663.D\ECD1A.CH Vial: 20
 Signal #2 : L:\DATA\070313_A\ECD23663.D\ECD2B.CH
 Acq On : 3-13-2007 04:19:40 PM Operator: STM
 Sample : 20 ug/L 8081 ical 1174-55-4 Inst : SEA035
 Misc : BT=SEA035 Multiplr: 1.00
 IntFile Signal #1: AUTOINT1.E IntFile Signal #2: AUTOINT2.E
 Quant Time: Mar 20 9:38 2007 Quant Results File: 070313_8081.RES

Quant Method : L:\METHODS\070313_8081.M (Chemstation Integrator)
 Title : 8081A Pesticides - Dual Column
 Last Update : Thu Mar 15 11:48:50 2007
 Response via : Multiple Level Calibration
 DataAcq Meth : PEST.M

Volume Inj. : 1.0 ul
 Signal #1 Phase : RTX-CLPesticides Signal #2 Phase: RTX-CLPesticides 2
 Signal #1 Info : Signal #2 Info :



Signal #1 : L:\DATA\070313_A\ECD23664.D\ECD1A.CH Vial: 21
 Signal #2 : L:\DATA\070313_A\ECD23664.D\ECD2B.CH
 Acq On : 3-13-2007 04:39:12 PM Operator: STM
 Sample : 50 ug/L 8081 ical 1174-55-3 Inst : SEA035
 Misc : BT=SEA035 Multiplr: 1.00
 IntFile Signal #1: AUTOINT1.E IntFile Signal #2: AUTOINT2.E
 Quant Time: Mar 20 09:38:38 2007 Quant Results File: 070313_8081.RES

Quant Method : L:\METHODS\070313_8081.M (Chemstation Integrator)
 Title : 8081A Pesticides - Dual Column
 Last Update : Thu Mar 15 11:48:50 2007
 Response via : Initial Calibration
 DataAcq Meth : PEST.M

Volume Inj. : 1.0 ul
 Signal #1 Phase : RTX-CLPesticides Signal #2 Phase: RTX-CLPesticides 2
 Signal #1 Info : Signal #2 Info :

Compound	RT#1	RT#2	Resp#1	Resp#2	ug/L	ug/L
System Monitoring Compounds						
2) SR Tetrachloro-m-xy	5.42	6.46	139.6E6	91007302	51.675	49.161
Spiked Amount	20.000	Range	60 - 150	Recovery =	258.38%#	245.81%#
26) SR Decachlorobiphen	11.20	12.40	74029648	35128417	48.136	46.637
Spiked Amount	20.000	Range	60 - 150	Recovery =	240.68%#	233.19%#

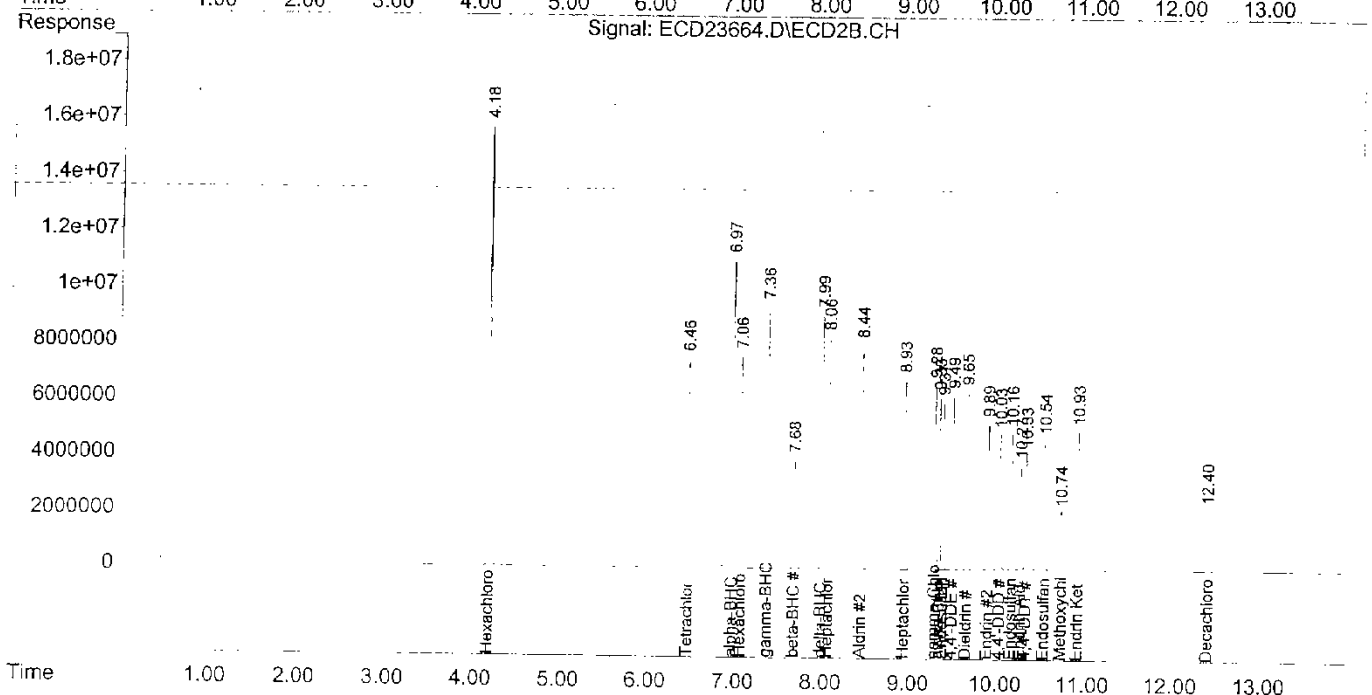
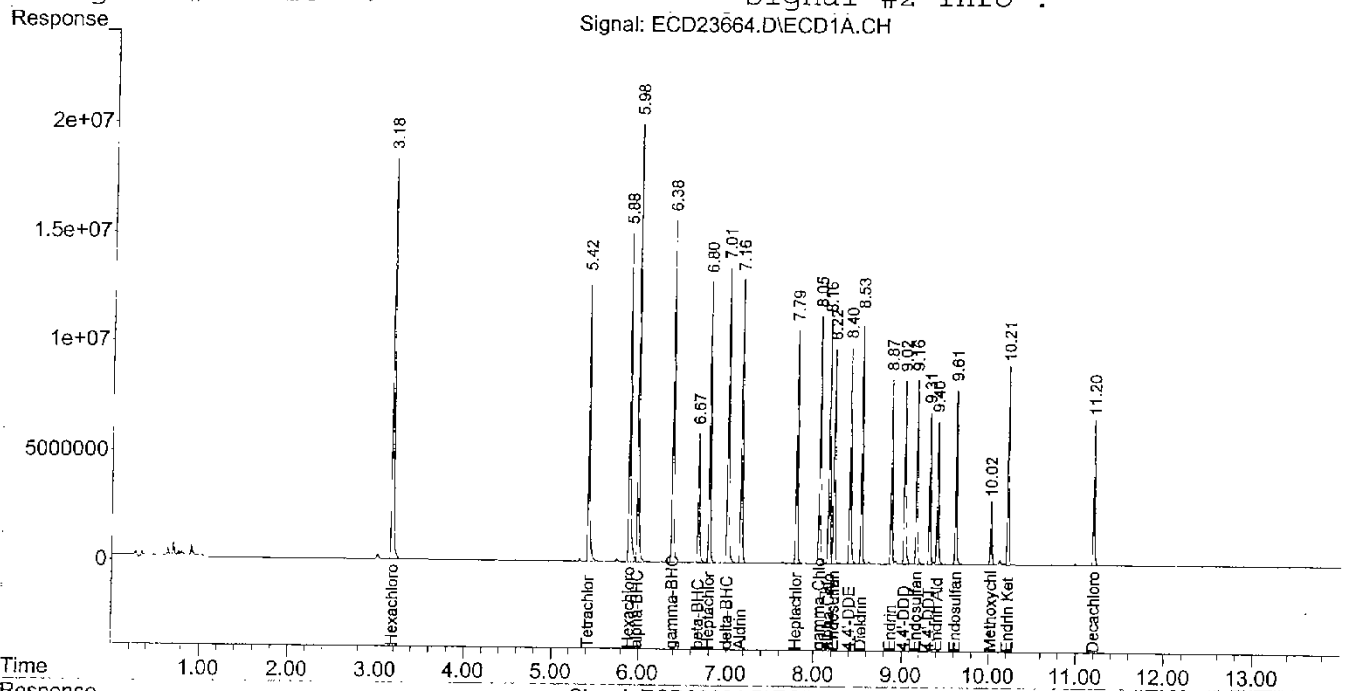
Target Compounds

1) T	Hexachlorobutadi	3.18	4.18	262.0E6	167.0E6	51.189	48.615
3)	alpha-BHC	5.98	6.97	219.3E6	128.9E6	54.687	51.805
4) T	Hexachlorobenzen	5.88	7.06	187.5E6	93717864	49.074	47.568
5) M	gamma-BHC (Linda	6.38	7.36	190.9E6	109.3E6	54.876	50.987
6)	beta-BHC	6.67	7.68	76589892	43454495	51.209	46.874
7)	delta-BHC	7.01	7.99	176.9E6	102.3E6	55.533	51.215
8) M	Heptachlor	6.80	8.07	162.1E6	96666434	52.540	48.902
9) M	Aldrin	7.16	8.44	162.3E6	93501239	52.939	49.849
10)	Heptachlor Epoxi	7.79	8.93	132.2E6	78465010	50.146	47.869
11)	gamma-Chlordane	8.05	9.28	139.5E6	74011070	52.340	48.453
12)	alpha-Chlordane	8.16	9.33	133.1E6	71146214	51.858	47.853
13)	Endosulfan I	8.22	9.37	121.2E6	69181311	50.962	47.820
14)	4,4'-DDE	8.40	9.49	126.7E6	68853036	54.821	50.519
15) M	Dieldrin	8.53	9.65	131.7E6	72758993	52.246	49.947
16) M	Endrin	8.87	9.89	99529609	61927813	53.603	50.645
17)	4,4'-DDD	9.02	10.03	106.3E6	56304551	53.164	50.261
18)	Endosulfan II	9.16	10.16	104.7E6	56891734	51.674	48.293
19) M	4,4'-DDT	9.31	10.33	79416555	46167963	57.957	52.886
20)	Endrin Aldehyde	9.40	10.27	81731059	43661752	52.099	48.444
21)	Endosulfan Sulfa	9.61	10.54	94637694	51312196	51.269	47.138
22)	Methoxychlor	10.02	10.74	34340446	21986225	56.822	48.350
23)	Endrin Ketone	10.21	10.93	103.7E6	52639282	52.183	49.471
24) T	Toxaphene	0.00	0.00	0	0	N.D.	N.D.
25)	Chlordane (techn	0.00	0.00	0	0	N.D.	N.D.

Signal #1 : L:\DATA\070313_A\ECD23664.D\ECD1A.CH Vial: 21
 Signal #2 : L:\DATA\070313_A\ECD23664.D\ECD2B.CH
 Acq On : 3-13-2007 04:39:12 PM Operator: STM
 Sample : 50 ug/L 8081 ical 1174-55-3 Inst : SEA035
 Misc : BT=SEA035 Multiplr: 1.00
 IntFile Signal #1: AUTOINT1.E IntFile Signal #2: AUTOINT2.E
 Quant Time: Mar 20 9:38 2007 Quant Results File: 070313_8081.RES

Quant Method : L:\METHODS\070313_8081.M (Chemstation Integrator)
 Title : 8081A Pesticides - Dual Column
 Last Update : Thu Mar 15 11:48:50 2007
 Response via : Multiple Level Calibration
 DataAcq Meth : PEST.M

Volume Inj. : 1.0 ul
 Signal #1 Phase : RTX-CLPesticides Signal #2 Phase: RTX-CLPesticides 2
 Signal #1 Info : Signal #2 Info :



Signal #1 : L:\DATA\070313_A\ECD23665.D\ECD1A.CH Vial: 22
 Signal #2 : L:\DATA\070313_A\ECD23665.D\ECD2B.CH
 Acq On : 3-13-2007 04:58:47 PM Operator: STM
 Sample : 100 ug/L 8081 ical 1174-55-2 Inst : SEA035
 Misc : BT=SEA035 Multiplr: 1.00
 IntFile Signal #1: AUTOINT1.E IntFile Signal #2: AUTOINT2.E
 Quant Time: Mar 20 09:38:44 2007 Quant Results File: 070313_8081.RES

Quant Method : L:\METHODS\070313_8081.M (Chemstation Integrator)
 Title : 8081A Pesticides - Dual Column
 Last Update : Thu Mar 15 11:48:50 2007
 Response via : Initial Calibration
 DataAcq Meth : PEST.M

Volume Inj. : 1.0 ul
 Signal #1 Phase : RTX-CLPesticides Signal #2 Phase: RTX-CLPesticides 2
 Signal #1 Info : Signal #2 Info :

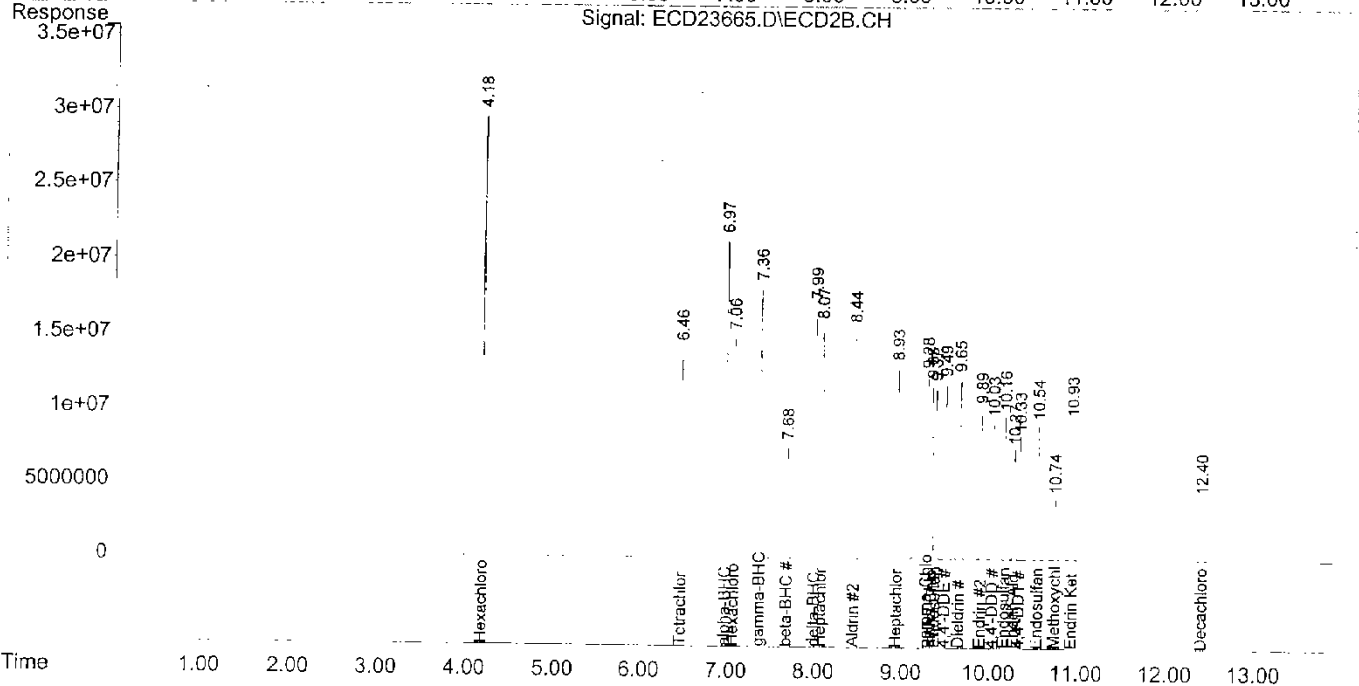
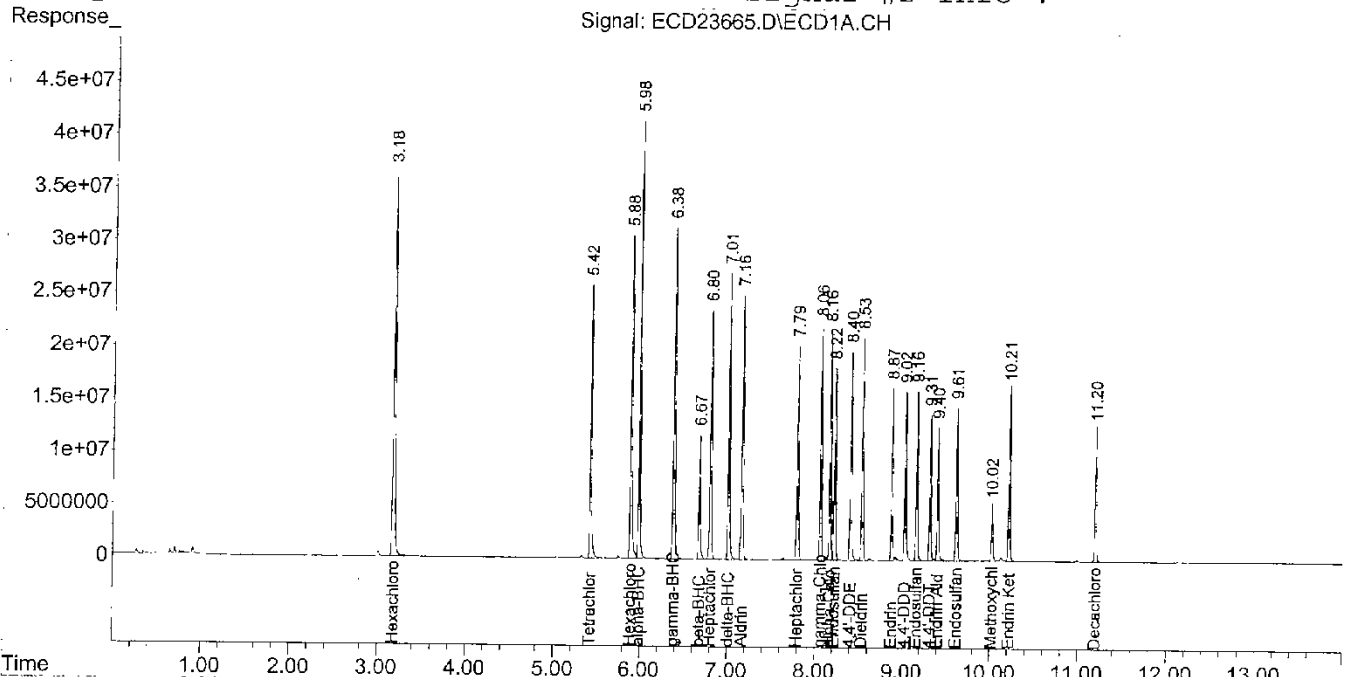
Compound	RT#1	RT#2	Resp#1	Resp#2	ug/L	ug/L

System Monitoring Compounds						
2) SR Tetrachloro-m-xy	5.42	6.46	273.8E6	175.8E6	101.377	94.992
Spiked Amount	20.000	Range	60 - 150	Recovery =	506.88%#	474.96%#
26) SR Decachlorobiphen	11.20	12.40	139.7E6	65829653	90.840	87.396
Spiked Amount	20.000	Range	60 - 150	Recovery =	454.20%#	436.98%#
Target Compounds						
1) T Hexachlorobutadi	3.18	4.18	521.0E6	323.3E6	101.788	94.091
3) alpha-BHC	5.98	6.97	438.0E6	251.3E6	109.239	100.990
4) T Hexachlorobenzen	5.89	7.06	368.1E6	180.4E6	96.316	91.591
5) M gamma-BHC (Linda)	6.38	7.36	377.2E6	213.6E6	108.436	99.683
6) beta-BHC	6.67	7.68	148.2E6	84541688	99.105	91.194
7) delta-BHC	7.01	7.99	350.1E6	200.0E6	109.923	100.151
8) M Heptachlor	6.80	8.07	306.2E6	185.9E6	99.255	94.044
9) M Aldrin	7.16	8.44	311.8E6	180.8E6	101.742	96.372
10) Heptachlor Epoxi	7.79	8.93	249.1E6	150.2E6	94.463	91.618
11) gamma-Chlordane	8.06	9.28	272.1E6	143.1E6	102.079	93.694
12) alpha-Chlordane	8.16	9.33	258.2E6	137.3E6	100.562	92.340
13) Endosulfan I	8.22	9.37	227.7E6	132.8E6	95.778	91.792
14) 4,4'-DDE	8.40	9.49	245.4E6	133.0E6	106.170	97.560
15) M Dieldrin	8.53	9.65	248.1E6	140.4E6	98.415	96.367
16) M Endrin	8.87	9.89	190.3E6	119.5E6	102.486	97.704
17) 4,4'-DDD	9.03	10.03	201.5E6	107.5E6	100.754	95.979
18) Endosulfan II	9.16	10.16	197.4E6	109.6E6	97.403	93.031
19) M 4,4'-DDT	9.31	10.33	160.1E6	91021395	116.817	104.266
20) Endrin Aldehyde	9.40	10.27	156.5E6	84562670	99.765	93.824
21) Endosulfan Sulfa	9.61	10.54	178.8E6	98190789	96.847	90.202
22) Methoxychlor	10.02	10.74	66469960	42926647	109.985	94.400
23) Endrin Ketone	10.22	10.93	191.8E6	100.6E6	96.514	94.587
24) T Toxaphene	0.00	0.00	0	0	N.D.	N.D.
25) Chlordane (techn	0.00	0.00	0	0	N.D.	N.D.

Signal #1 : L:\DATA\070313_A\ECD23665.D\ECD1A.CH Vial: 22
 Signal #2 : L:\DATA\070313_A\ECD23665.D\ECD2B.CH
 Acq On : 3-13-2007 04:58:47 PM Operator: STM
 Sample : 100 ug/L 8081 ical 1174-55-2 Inst : SEA035
 Misc : BT=SEA035 Multiplr: 1.00
 IntFile Signal #1: AUTOINT1.E IntFile Signal #2: AUTOINT2.E
 Quant Time: Mar 20 9:38 2007 Quant Results File: 070313_8081.RES

Quant Method : L:\METHODS\070313_8081.M (Chemstation Integrator)
 Title : 8081A Pesticides - Dual Column
 Last Update : Thu Mar 15 11:48:50 2007
 Response via : Multiple Level Calibration
 DataAcq Meth : PEST.M

Volume Inj. : 1.0 ul
 Signal #1 Phase : RTX-CLPesticides Signal #2 Phase: RTX-CLPesticides 2
 Signal #1 Info : Signal #2 Info :



Signal #1 : L:\DATA\070313_A\ECD23666.D\ECD1A.CH Vial: 23
 Signal #2 : L:\DATA\070313_A\ECD23666.D\ECD2B.CH
 Acq On : 3-13-2007 05:18:12 PM Operator: STM
 Sample : 20 ug/L 8081 icv 1174-56-2 Inst : SEA035
 Misc : BT=SEA035 Multiplr: 1.00
 IntFile Signal #1: AUTOINT1.E IntFile Signal #2: AUTOINT2.E
 Quant Time: Mar 20 09:38:51 2007 Quant Results File: 070313_8081.RES

Quant Method : L:\METHODS\070313_8081.M (Chemstation Integrator)
 Title : 8081A Pesticides - Dual Column
 Last Update : Thu Mar 15 11:48:50 2007
 Response via : Initial Calibration
 DataAcq Meth : PEST.M

Volume Inj. : 1.0 ul
 Signal #1 Phase : RTX-CLPesticides Signal #2 Phase: RTX-CLPesticides 2
 Signal #1 Info : Signal #2 Info :

Compound	RT#1	RT#2	Resp#1	Resp#2	ug/L	ug/L
System Monitoring Compounds						
2) SR Tetrachloro-m-xy	5.42	6.46	57208099	37873206	21.182	20.459
Spiked Amount	20.000	Range	60 - 150	Recovery =	105.91%	102.30%
26) SR Decachlorobiphen	11.20	12.40	29452939	14053316	19.151	18.657
Spiked Amount	20.000	Range	60 - 150	Recovery =	95.75%	93.28%
Target Compounds						
1) T Hexachlorobutadi	3.18	4.18	94282144	60337381	18.419	17.562
3) alpha-BHC	5.98	6.97	88482159	53158096	22.066	21.364
4) T Hexachlorobenzen	5.89	7.06	74797889	37842595	19.574	19.208
5) M gamma-BHC (Linda	6.38	7.36	76920286	45429039	22.114	21.198
6) beta-BHC	6.67	7.68	31248526	18256336	20.893	19.693
7) delta-BHC	7.01	7.99	70608737	42546895	22.171	21.303
8) M Heptachlor	6.80	8.07	68410874	41042425	22.173	20.763
9) M Aldrin	7.16	8.44	67352794	39071870	21.976	20.831
10) Heptachlor Epoxi	7.79	8.93	56581077	33287195	21.459	20.308
11) gamma-Chlordane	8.06	9.28	58581487	31565655	21.975	20.665
12) alpha-Chlordane	8.16	9.33	55126128	29817440	21.474	20.055
13) Endosulfan I	8.22	9.37	51334680	29007674	21.589	20.051
14) 4,4'-DDE	8.40	9.49	51430883	28532842	22.253	20.935
15) M Dieldrin	8.53	9.65	55648552	30434855	22.072	20.893
16) M Endrin	8.87	9.89	41236220	25642799	22.208	20.971
17) 4,4'-DDD	9.02	10.03	43595652	23088169	21.804	20.610
18) Endosulfan II	9.16	10.16	43354006	23236737	21.389	19.725
19) M 4,4'-DDT	9.31	10.33	30350260	18472666	22.149	21.161
20) Endrin Aldehyde	9.40	10.27	33342429	17535199	21.254	19.456
21) Endosulfan Sulfa	9.61	10.54	40231258	21332723	21.795	19.597
22) Methoxychlor	10.02	10.74	13524912	8846350	22.379	19.454
23) Endrin Ketone	10.21	10.93	42502830	21235092	21.392	19.957
24) T Toxaphene	0.00	0.00	0	0	N.D.	N.D.
25) Chlordane (techn	0.00	0.00	0	0	N.D.	N.D.

Signal #1 : L:\DATA\070313_A\ECD23666.D\ECD1A.CH Vial: 23
 Signal #2 : L:\DATA\070313_A\ECD23666.D\ECD2B.CH
 Acq On : 3-13-2007 05:18:12 PM Operator: STM
 Sample : 20 ug/L 8081 icv 1174-56-2 Inst : SEA035
 Misc : BT=SEA035 Multiplr: 1.00
 IntFile Signal #1: AUTOINT1.E IntFile Signal #2: AUTOINT2.E

Method : L:\METHODS\070313_8081.M (Chemstation Integrator)
 Title : 8081A Pesticides - Dual Column
 Last Update : Thu Mar 15 11:48:50 2007
 Response via : Multiple Level Calibration

Min. RRF : 0.000 Min. Rel. Area : 50% Max. R.T. Dev 0.50min
 Max. RRF Dev : 20% Max. Rel. Area : 200%

Compound	Amount	Calc.	%Dev	Area%	Dev(min)
1 T Hexachlorobutadiene	20.000	18.419	7.9	90	0.00
2 SR Tetrachloro-m-xylene (S)	20.000	21.182	-5.9	102	0.00
3 alpha-BHC	20.000	22.066	-10.3	103	0.00
4 T Hexachlorobenzene	20.000	19.574	2.1	98	0.00
5 M gamma-BHC (Lindane)	20.000	22.114	-10.6	103	0.00
6 beta-BHC	20.000	20.893	-4.5	102	0.00
7 delta-BHC	20.000	22.171	-10.9	103	0.00
8 M Heptachlor	20.000	22.173	-10.9	104	0.00
9 M Aldrin	20.000	21.976	-9.9	103	0.00
10 Heptachlor Epoxide	20.000	21.459	-7.3	103	0.00
11 gamma-Chlordane	20.000	21.975	-9.9	105	0.00
12 alpha-Chlordane	20.000	21.474	-7.4	103	0.00
13 Endosulfan I	20.000	21.589	-7.9	103	0.00
14 4,4'-DDE	20.000	22.253	-11.3	105	0.00
15 M Dieldrin	20.000	22.072	-10.4	104	0.00
16 M Endrin	20.000	22.208	-11.0	104	0.00
17 4,4'-DDD	20.000	21.804	-9.0	103	0.00
18 Endosulfan II	20.000	21.389	-6.9	103	0.00
19 M 4,4'-DDT	20.000	22.149	-10.7	107	0.00
20 Endrin Aldehyde	20.000	21.254	-6.3	104	0.00
21 Endosulfan Sulfate	20.000	21.795	-9.0	107	0.00
22 Methoxychlor	20.000	22.379	-11.9	105	0.00
23 Endrin Ketone	20.000	21.392	-7.0	103	0.00
26 SR Decachlorobiphenyl (S)	20.000	19.151	4.2	100	0.00

Signal #2

1 T Hexachlorobutadiene	20.000	17.562	12.2	87	0.00
2 SR Tetrachloro-m-xylene (S)	20.000	20.459	-2.3	103	0.00
3 alpha-BHC	20.000	21.364	-6.8	103	0.00
4 T Hexachlorobenzene	20.000	19.208	4.0	99	0.00
5 M gamma-BHC (Lindane)	20.000	21.198	-6.0	104	0.00
6 beta-BHC	20.000	19.693	1.5	103	0.00
7 delta-BHC	20.000	21.303	-6.5	104	0.00
8 M Heptachlor	20.000	20.763	-3.8	105	0.00
9 M Aldrin	20.000	20.831	-4.2	103	0.00
10 Heptachlor Epoxide	20.000	20.308	-1.5	103	0.00
11 gamma-Chlordane	20.000	20.665	-3.3	106	0.00
12 alpha-Chlordane	20.000	20.055	-0.3	103	0.00
13 Endosulfan I	20.000	20.051	-0.3	103	0.00
14 4,4'-DDE	20.000	20.935	-4.7	104	0.00

(#) = Out of Range

Signal #1 : L:\DATA\070313_A\ECD23666.D\ECD1A.CH Vial: 23
 Signal #2 : L:\DATA\070313_A\ECD23666.D\ECD2B.CH
 Acq On : 3-13-2007 05:18:12 PM Operator: STM
 Sample : 20 ug/L 8081 icv 1174-56-2 Inst : SEA035
 Misc : BT=SEA035 Multiplr: 1.00
 IntFile Signal #1: AUTOINT1.E IntFile Signal #2: AUTOINT2.E

Method : L:\METHODS\070313_8081.M (Chemstation Integrator)
 Title : 8081A Pesticides - Dual Column
 Last Update : Thu Mar 15 11:48:50 2007
 Response via : Multiple Level Calibration

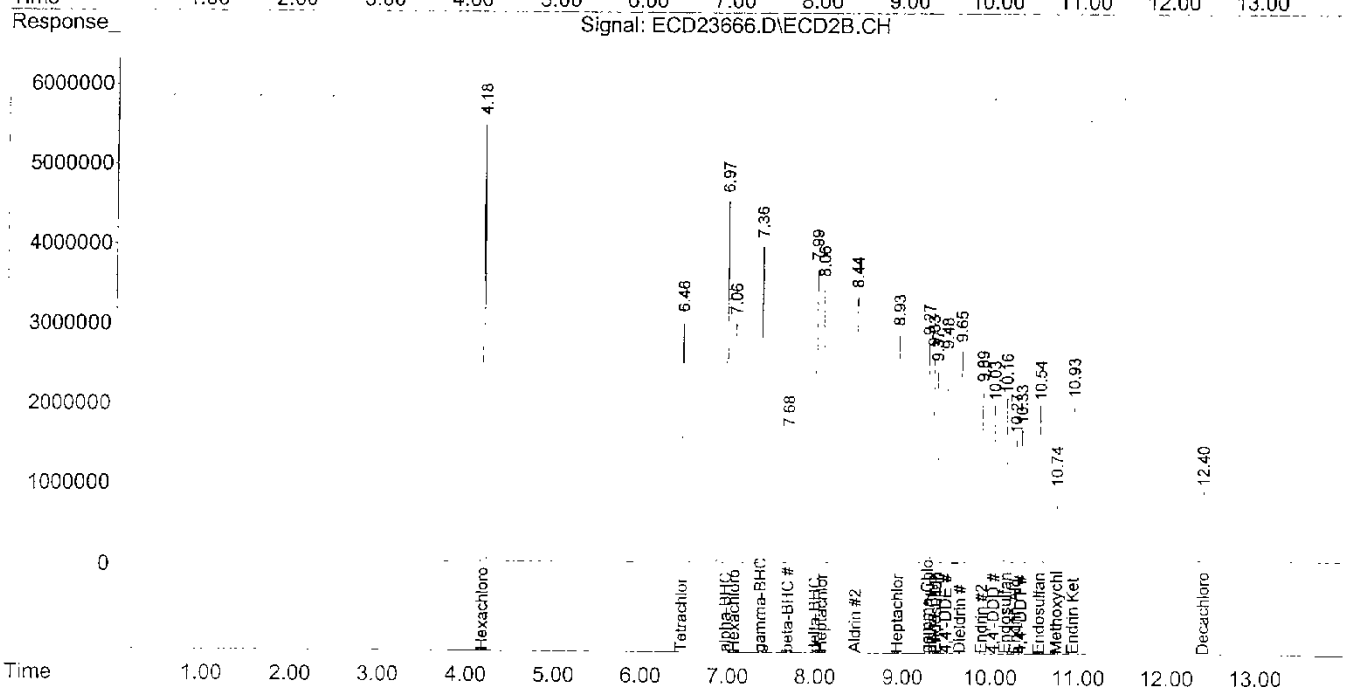
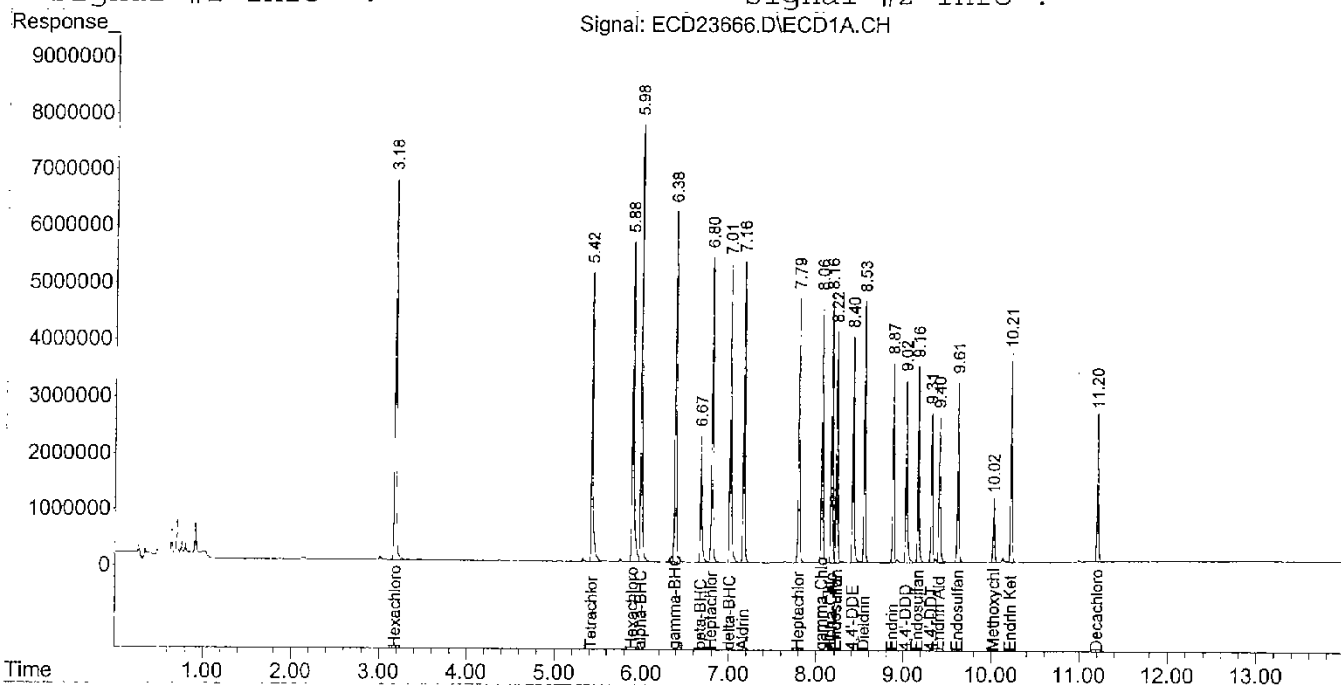
Min. RRF : 0.000 Min. Rel. Area : 50% Max. R.T. Dev 0.50min
 Max. RRF Dev : 20% Max. Rel. Area : 200%

	Compound	Amount	Calc.	%Dev	Area%	Dev(min)
15 M	Dieldrin	20.000	20.893	-4.5	104	0.00
16 M	Endrin	20.000	20.971	-4.9	103	0.00
17	4,4'-DDD	20.000	20.610	-3.0	104	0.00
18	Endosulfan II	20.000	19.725	1.4	102	0.00
19 M	4,4'-DDT	20.000	21.161	-5.8	106	0.00
20	Endrin Aldehyde	20.000	19.456	2.7	102	0.00
21	Endosulfan Sulfate	20.000	19.597	2.0	104	0.00
22	Methoxychlor	20.000	19.454	2.7	104	0.00
23	Endrin Ketone	20.000	19.957	0.2	104	0.00
26 SR	Decachlorobiphenyl (S)	20.000	18.657	6.7	100	0.00

Signal #1 : L:\DATA\070313_A\ECD23666.D\ECD1A.CH Vial: 23
 Signal #2 : L:\DATA\070313_A\ECD23666.D\ECD2B.CH
 Acq On : 3-13-2007 05:18:12 PM Operator: STM
 Sample : 20 ug/L 8081 icv 1174-56-2 Inst : SEA035
 Misc : BT=SEA035 Multiplr: 1.00
 IntFile Signal #1: AUTOINT1.E IntFile Signal #2: AUTOINT2.E
 Quant Time: Mar 20 9:38 2007 Quant Results File: 070313_8081.RES

Quant Method : L:\METHODS\070313_8081.M (Chemstation Integrator)
 Title : 8081A Pesticides - Dual Column
 Last Update : Thu Mar 15 11:48:50 2007
 Response via : Multiple Level Calibration
 DataAcq Meth : PEST.M

Volume Inj. : 1.0 ul
 Signal #1 Phase : RTX-CLPesticides Signal #2 Phase: RTX-CLPesticides 2
 Signal #1 Info : Signal #2 Info :



Signal #1 : L:\DATA\070313_A\ECD23667.D\ECD1A.CH Vial: 24
 Signal #2 : L:\DATA\070313_A\ECD23667.D\ECD2B.CH
 Acq On : 3-13-2007 05:37:40 PM Operator: STM
 Sample : 500 ug/L Toxaphene ical 1174-45-5 Inst : SEA035
 Misc : BT=SEA035 Multiplr: 1.00
 IntFile Signal #1: AUTOINT1.E IntFile Signal #2: AUTOINT2.E
 Quant Time: Mar 20 09:38:57 2007 Quant Results File: 070313_8081.RES

Quant Method : L:\METHODS\070313_8081.M (Chemstation Integrator)
 Title : 8081A Pesticides - Dual Column
 Last Update : Thu Mar 15 11:48:50 2007
 Response via : Initial Calibration
 DataAcq Meth : PEST.M

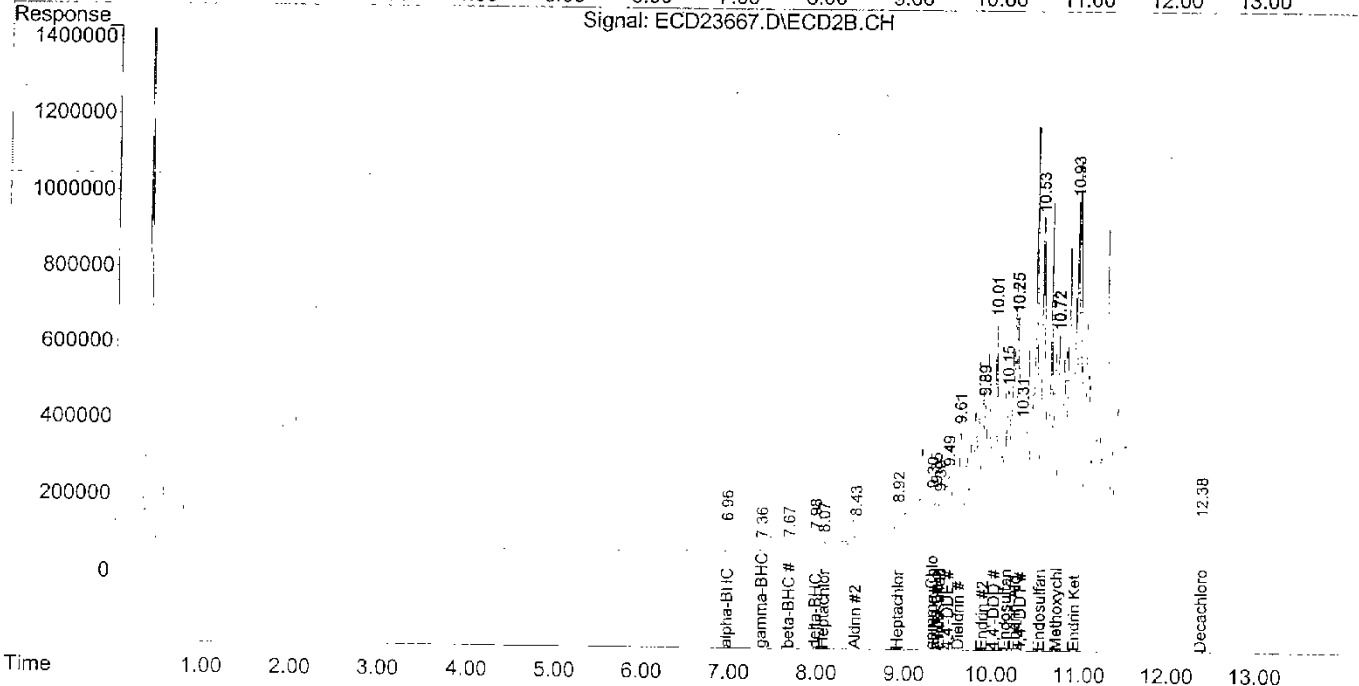
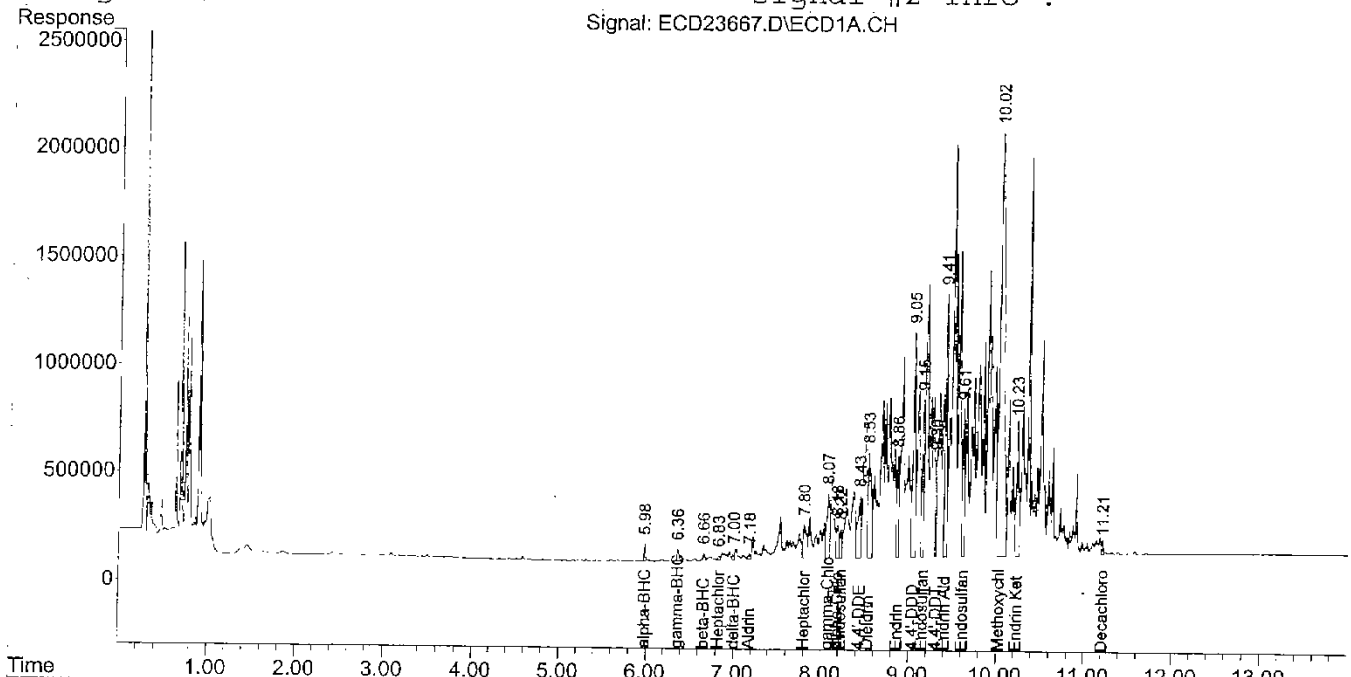
Volume Inj. : 1.0 ul
 Signal #1 Phase : RTX-CLPesticides Signal #2 Phase: RTX-CLPesticides 2
 Signal #1 Info : Signal #2 Info :

Compound	RT#1	RT#2	Resp#1	Resp#2	ug/L	ug/L
System Monitoring Compounds						
2) SR Tetrachloro-m-xy	0.00	0.00	0	0	N.D.	N.D.
Spiked Amount	20.000	Range 60 - 150	Recovery =		0.00%#	0.00%#
26) SR Decachlorobiphen	11.21	12.38	762255	1268032	0.496	1.683 #
Spiked Amount	20.000	Range 60 - 150	Recovery =		2.48%#	8.42%#
Target Compounds						
1) T Hexachlorobutadi	0.00	0.00	0	0	N.D.	N.D.
3) alpha-BHC	5.98	6.97	748991	639716	0.187	0.257 #
4) T Hexachlorobenzen	0.00	0.00	0	0	N.D.	N.D.
5) M gamma-BHC (Linda)	6.36	7.36	752800	219209	0.216	0.102 #
6) beta-BHC	6.66	7.67	521036	114180	0.348	0.123 #
7) delta-BHC	7.00	7.98	383107	446092	0.120	0.223 #
8) M Heptachlor	6.83f	8.07	243353	227933	0.079	0.115 #
9) M Aldrin	7.18	8.43	491103	890843	0.160	0.475 #
10) Heptachlor Epoxi	7.80	8.92	4219196	1375410	1.600	0.839 #
11) gamma-Chlordane	8.08	9.31	6708300	3298894	2.516	2.160
12) alpha-Chlordane	8.18	9.35	2987413	3836025	1.164	2.580 #
13) Endosulfan I	8.22	9.39	2113177	1691026	0.889	1.169 #
14) 4,4'-DDE	8.43f	9.49	7112398	6963782	3.077	5.110 #
15) M Dieldrin	8.53	9.61f	12417628	6522225	4.925	4.477
16) M Endrin	8.86	9.89	6229202	6231764	3.355	5.096 #
17) 4,4'-DDD	9.05	10.01	20801167	12420337	10.404	11.087
18) Endosulfan II	9.15	10.15	9978635	9674245	4.923	8.212 #
19) M 4,4'-DDT	9.30	10.31	4588938	6034573	3.349	6.913 #
20) Endrin Aldehyde	9.41	10.25	17187245	12277449	10.956	13.622
21) Endosulfan Sulfa	9.61	10.53	10956371	20388225	5.935	18.730 #
22) Methoxychlor	10.03	10.73	69277829	11381183	114.631	25.028 #
23) Endrin Ketone	10.23	10.93	12312386	10432331	6.197	9.804 #
24) T Toxaphene	0.00	0.00	0	0	N.D.	N.D.
25) Chlordane (techn	0.00	0.00	0	0	N.D.	N.D.

Signal #1 : L:\DATA\070313_A\ECD23667.D\ECD1A.CH Vial: 24
 Signal #2 : L:\DATA\070313_A\ECD23667.D\ECD2B.CH
 Acq On : 3-13-2007 05:37:40 PM Operator: STM
 Sample : 500 ug/L Toxaphene ical 1174-45-5 Inst : SEA035
 Misc : BT=SEA035 Multiplr: 1.00
 IntFile Signal #1: AUTOINT1.E IntFile Signal #2: AUTOINT2.E
 Quant Time: Mar 20 9:38 2007 Quant Results File: 070313_8081.RES

Quant Method : L:\METHODS\070313_8081.M (Chemstation Integrator)
 Title : 8081A Pesticides - Dual Column
 Last Update : Thu Mar 15 11:48:50 2007
 Response via : Multiple Level Calibration
 DataAcq Meth : PEST.M

Volume Inj. : 1.0 ul
 Signal #1 Phase : RTX-CLPesticides Signal #2 Phase: RTX-CLPesticides 2
 Signal #1 Info : Signal #2 Info :



CONTINUING CALIBRATION

Sequence Log

Directory : I:\DATA\070403_A

#	Filename	Sample Name	Date/Time
1	ecd23914.d	20 ug/L 8081 ccv 1174-55-4	04/03/07 19:37
2	ecd23915.d	DDT/Endrin Breakdown	04/03/07 19:56
3	ecd23917.d	MB 580-17226/1-AA	04/03/07 20:35
4	ecd23918.d	LCS 580-17226/2-AA	04/03/07 20:55
5	ecd23919.d	LCSD 580-17226/3-AA	04/03/07 21:14
6	ecd23920.d	580-5453-C-9-A	04/03/07 21:34
7	ecd23921.d	580-5453-C-9-B MS	04/03/07 21:53
8	ecd23922.d	580-5453-C-9-C MSD	04/03/07 22:13
9	ecd23923.d	580-5385-B-11-C	04/03/07 22:32
10	ecd23924.d	580-5385-B-12-B	04/03/07 22:52
11	ecd23925.d	580-5372-A-3-B	04/03/07 23:11
12	ecd23926.d	580-5404-A-13-B	04/03/07 23:31
13	ecd23927.d	DDT/Endrin Breakdown	04/03/07 23:50
14	ecd23928.d	10 ug/L 8081 ccv 1174-55-5	04/04/07 00:10

Signal #1 : L:\DATA\070403_A\ECD23914.D\ECD1A.CH Vial: 79
Signal #2 : L:\DATA\070403_A\ECD23914.D\ECD2B.CH
Acq On : 4-3-2007 07:37:27 PM Operator: STM
Sample : 20 ug/L 8081 ccv 1174-55-4 Inst : SEA035
Misc : BT=SEA035 Multiplr: 1.00
IntFile Signal #1: AUTOINT1.E IntFile Signal #2: AUTOINT2.E
Quant Time: Apr 04 09:58:07 2007 Quant Results File: 070313_8081.RES

Quant Method : L:\METHODS\070313_8081.M (Chemstation Integrator)
Title : 8081A Pesticides - Dual Column
Last Update : Thu Mar 29 15:32:41 2007
Response via : Initial Calibration
DataAcq Meth : PEST.M

Volume Inj. : 1.0 ul
Signal #1 Phase : RTX-CLPesticides Signal #2 Phase: RTX-CLPesticides 2
Signal #1 Info : Signal #2 Info :

Table with 7 columns: Compound, RT#1, RT#2, Resp#1, Resp#2, ug/L, ug/L. Rows include System Monitoring Compounds (SR Tetrachloro-m-xy, Decachlorobiphen), Target Compounds (Hexachlorobutadi, alpha-BHC, etc.), and various pesticides like Aldrin, Dieldrin, Endosulfan, etc.

Signal #1 : L:\DATA\070403_A\ECD23914.D\ECD1A.CH Vial: 79
 Signal #2 : L:\DATA\070403_A\ECD23914.D\ECD2B.CH
 Acq On : 4-3-2007 07:37:27 PM Operator: STM
 Sample : 20 ug/L 8081 ccv 1174-55-4 Inst : SEA035
 Misc : BT=SEA035 Multiplr: 1.00
 IntFile Signal #1: AUTOINT1.E IntFile Signal #2: AUTOINT2.E

Method : L:\METHODS\070313_8081.M (Chemstation Integrator)
 Title : 8081A Pesticides - Dual Column
 Last Update : Thu Mar 29 15:32:41 2007
 Response via : Multiple Level Calibration

Min. RRF : 0.000 Min. Rel. Area : 50% Max. R.T. Dev 0.50min
 Max. RRF Dev : 20% Max. Rel. Area : 200%

Compound	Amount	Calc.	%Dev	Area%	Dev(min)
1 T Hexachlorobutadiene	20.000	20.372	-1.9	99	0.00
2 SR Tetrachloro-m-xylene (S)	20.000	19.530	2.3	94	0.00
3 alpha-BHC	20.000	21.299	-6.5	99	0.00
4 T Hexachlorobenzene	20.000	14.734	26.3#	74	0.00
5 M gamma-BHC (Lindane)	20.000	20.008	-0.0	93	0.00
6 beta-BHC	20.000	17.224	13.9	84	0.00
7 delta-BHC	20.000	18.066	9.7	84	0.00
8 M Heptachlor	20.000	20.065	-0.3	94	0.00
9 M Aldrin	20.000	20.359	-1.8	95	0.00
10 Heptachlor Epoxide	20.000	19.386	3.1	93	0.00
11 gamma-Chlordane	20.000	19.378	3.1	93	0.00
12 alpha-Chlordane	20.000	19.342	3.3	93	0.00
13 Endosulfan I	20.000	19.848	0.8	95	0.00
14 4,4'-DDE	20.000	18.814	5.9	88	0.00
15 M Dieldrin	20.000	20.153	-0.8	95	0.00
16 M Endrin	20.000	20.461	-2.3	96	0.00
17 4,4'-DDD	20.000	19.041	4.8	90	0.00
18 Endosulfan II	20.000	19.925	0.4	96	0.00
19 M 4,4'-DDT	20.000	19.910	0.4	96	0.00
20 Endrin Aldehyde	20.000	20.231	-1.2	99	0.00
21 Endosulfan Sulfate	20.000	19.993	0.0	98	0.00
22 Methoxychlor	20.000	22.221	-11.1	104	0.00
23 Endrin Ketone	20.000	20.347	-1.7	98	0.00
26 SR Decachlorobiphenyl (S)	20.000	15.598	22.0#	82	0.00

Signal #2

1 T Hexachlorobutadiene	20.000	20.037	-0.2	100	0.00
2 SR Tetrachloro-m-xylene (S)	20.000	19.491	2.5	98	0.00
3 alpha-BHC	20.000	19.954	0.2	96	0.00
4 T Hexachlorobenzene	20.000	19.285	3.6	99	0.00
5 M gamma-BHC (Lindane)	20.000	19.897	0.5	97	0.00
6 beta-BHC	20.000	18.432	7.8	97	0.00
7 delta-BHC	20.000	18.832	5.8	92	0.00
8 M Heptachlor	20.000	20.049	-0.2	101	0.00
9 M Aldrin	20.000	20.013	-0.1	99	0.00
10 Heptachlor Epoxide	20.000	19.527	2.4	99	0.00
11 gamma-Chlordane	20.000	19.342	3.3	99	0.00
12 alpha-Chlordane	20.000	19.359	3.2	100	0.00
13 Endosulfan I	20.000	19.895	0.5	103	0.00
14 4,4'-DDE	20.000	19.963	0.2	99	0.00

Signal #1 : L:\DATA\070403_A\ECD23914.D\ECD1A.CH Vial: 79
 Signal #2 : L:\DATA\070403_A\ECD23914.D\ECD2B.CH
 Acq On : 4-3-2007 07:37:27 PM Operator: STM
 Sample : 20 ug/L 8081 ccv 1174-55-4 Inst : SEA035
 Misc : BT=SEA035 Multiplr: 1.00
 IntFile Signal #1: AUTOINT1.E IntFile Signal #2: AUTOINT2.E

Method : L:\METHODS\070313_8081.M (Chemstation Integrator)
 Title : 8081A Pesticides - Dual Column
 Last Update : Thu Mar 29 15:32:41 2007
 Response via : Multiple Level Calibration

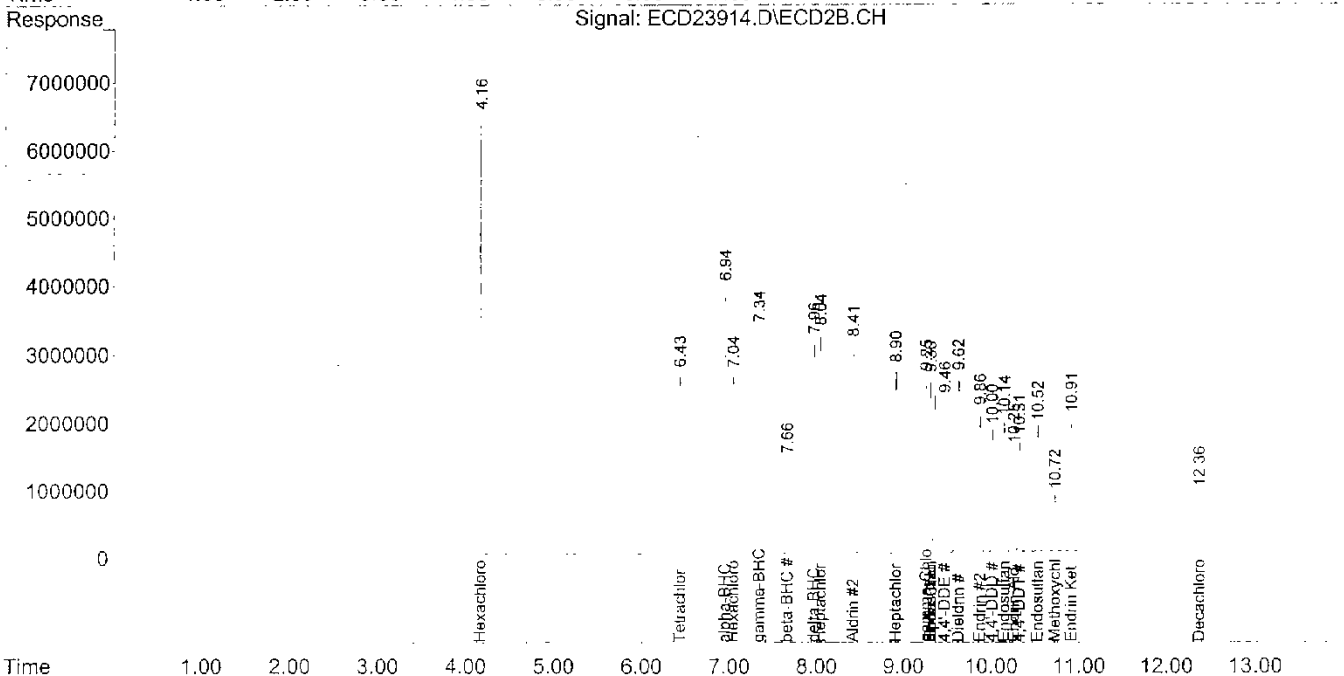
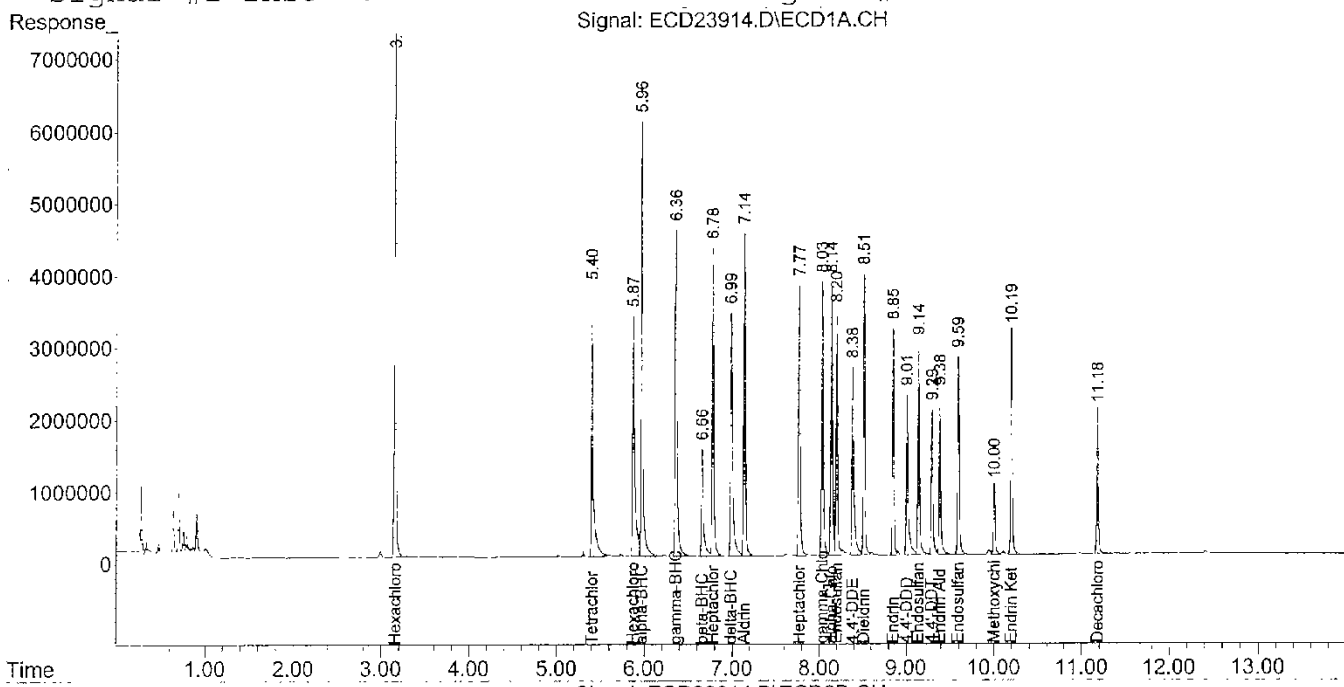
Min. RRF : 0.000 Min. Rel. Area : 50% Max. R.T. Dev 0.50min
 Max. RRF Dev : 20% Max. Rel. Area : 200%

	Compound	Amount	Calc.	%Dev	Area%	Dev(min)
15 M	Dieldrin	20.000	20.001	-0.0	100	0.00
16 M	Endrin	20.000	20.057	-0.3	99	0.00
17	4,4'-DDD	20.000	19.993	0.0	101	0.00
18	Endosulfan II	20.000	19.167	4.2	99	0.00
19 M	4,4'-DDT	20.000	20.608	-3.0	103	0.00
20	Endrin Aldehyde	20.000	19.244	3.8	101	0.00
21	Endosulfan Sulfate	20.000	19.037	4.8	101	0.00
22	Methoxychlor	20.000	20.396	-2.0	109	0.00
23	Endrin Ketone	20.000	19.967	0.2	104	0.00
26 SR	Decachlorobiphenyl (S)	20.000	18.823	5.9	100	0.00

Signal #1 : L:\DATA\070403_A\ECD23914.D\ECD1A.CH Vial: 79
Signal #2 : L:\DATA\070403_A\ECD23914.D\ECD2B.CH
Acq On : 4-3-2007 07:37:27 PM Operator: STM
Sample : 20 ug/L 8081 ccv 1174-55-4 Inst : SEA035
Misc : BT=SEA035 Multiplr: 1.00
IntFile Signal #1: AUTOINT1.E IntFile Signal #2: AUTOINT2.E
Quant Time: Apr 4 9:58 2007 Quant Results File: 070313_8081.RES

Quant Method : L:\METHODS\070313_8081.M (Chemstation Integrator)
Title : 8081A Pesticides - Dual Column
Last Update : Thu Mar 29 15:32:41 2007
Response via : Multiple Level Calibration
DataAcq Meth : PEST.M

Volume Inj. : 1.0 ul
Signal #1 Phase : RTX-CLPesticides Signal #2 Phase: RTX-CLPesticides 2
Signal #1 Info : Signal #2 Info :



Signal #1 : L:\DATA\070403_A\ECD23915.D\ECD1A.CH Vial: 77
 Signal #2 : L:\DATA\070403_A\ECD23915.D\ECD2B.CH
 Acq On : 4-3-2007 07:56:57 PM Operator: STM
 Sample : DDT/Endrin Breakdown Inst : SEA035
 Misc : BT=SEA035 Multiplr: 1.00
 IntFile Signal #1: AUTOINT1.E IntFile Signal #2: AUTOINT2.E
 Quant Time: Apr 04 09:58:17 2007 Quant Results File: 070313_8081.RES

Quant Method : L:\METHODS\070313_8081.M (Chemstation Integrator)
 Title : 8081A Pesticides - Dual Column
 Last Update : Thu Mar 29 15:32:41 2007
 Response via : Initial Calibration
 DataAcq Meth : PEST.M

Volume Inj. : 1.0 ul
 Signal #1 Phase : RTX-CLPesticides Signal #2 Phase: RTX-CLPesticides 2
 Signal #1 Info : Signal #2 Info :

Compound	RT#1	RT#2	Resp#1	Resp#2	ug/L	ug/L
System Monitoring Compounds						
2) SR Tetrachloro-m-xy	0.00	0.00	0	0	N.D.	N.D.
Spiked Amount	20.000	Range	60 - 150	Recovery	=	0.00%#
26) SR Decachlorobiphen	0.00	0.00	0	0	N.D.	N.D.
Spiked Amount	20.000	Range	60 - 150	Recovery	=	0.00%#
Target Compounds						
1) T Hexachlorobutadi	0.00	4.13f	0	135142	N.D.	0.039 #
3) alpha-BHC	0.00	0.00	0	0	N.D.	N.D.
4) T Hexachlorobenzen	0.00	0.00	0	0	N.D.	N.D.
5) M gamma-BHC (Linda	0.00	0.00	0	0	N.D.	N.D.
6) beta-BHC	0.00	0.00	0	0	N.D.	N.D.
7) delta-BHC	0.00	0.00	0	0	N.D.	N.D.
8) M Heptachlor	0.00	0.00	0	0	N.D.	N.D.
9) M Aldrin	0.00	0.00	0	0	N.D.	N.D.
10) Heptachlor Epoxi	0.00	0.00	0	0	N.D.	N.D.
11) gamma-Chlordane	8.08f	9.25	-1540	103043	N.D.	0.067
12) alpha-Chlordane	0.00	9.25f	0	103043	N.D.	0.069
13) Endosulfan I	0.00	9.25f	0	103043	N.D.	<MDL
14) 4,4'-DDE	8.38	9.46	2159876	1156492	0.935	0.849
15) M Dieldrin	8.51	0.00	253537	0	0.101	N.D. #
16) M Endrin	8.85	9.87	106.7E6	67330482	57.459	55.063
17) 4,4'-DDD	9.01	10.01	16684120	5593760	8.344	4.993 #
18) Endosulfan II	0.00	10.09f	0	1517535	N.D.	1.288
19) M 4,4'-DDT	9.29	10.31	181.7E6	109.4E6	132.575	125.288
20) Endrin Aldehyde	9.39	10.25	4546707	277210	2.898	0.308 #
21) Endosulfan Sulfa	0.00	0.00	0	0	N.D.	N.D.
22) Methoxychlor	0.00	10.68f	0	337332	N.D.	0.742 #
23) Endrin Ketone	10.20	10.91	7203916	1012495	3.626	0.952 #
24) T Toxaphene	0.00	0.00	0	0	N.D.	N.D.
25) Chlordane (techn	0.00	0.00	0	0	N.D.	N.D.

Data File Name ECD23915.D
Data File Path L:\DATA\070403_A\

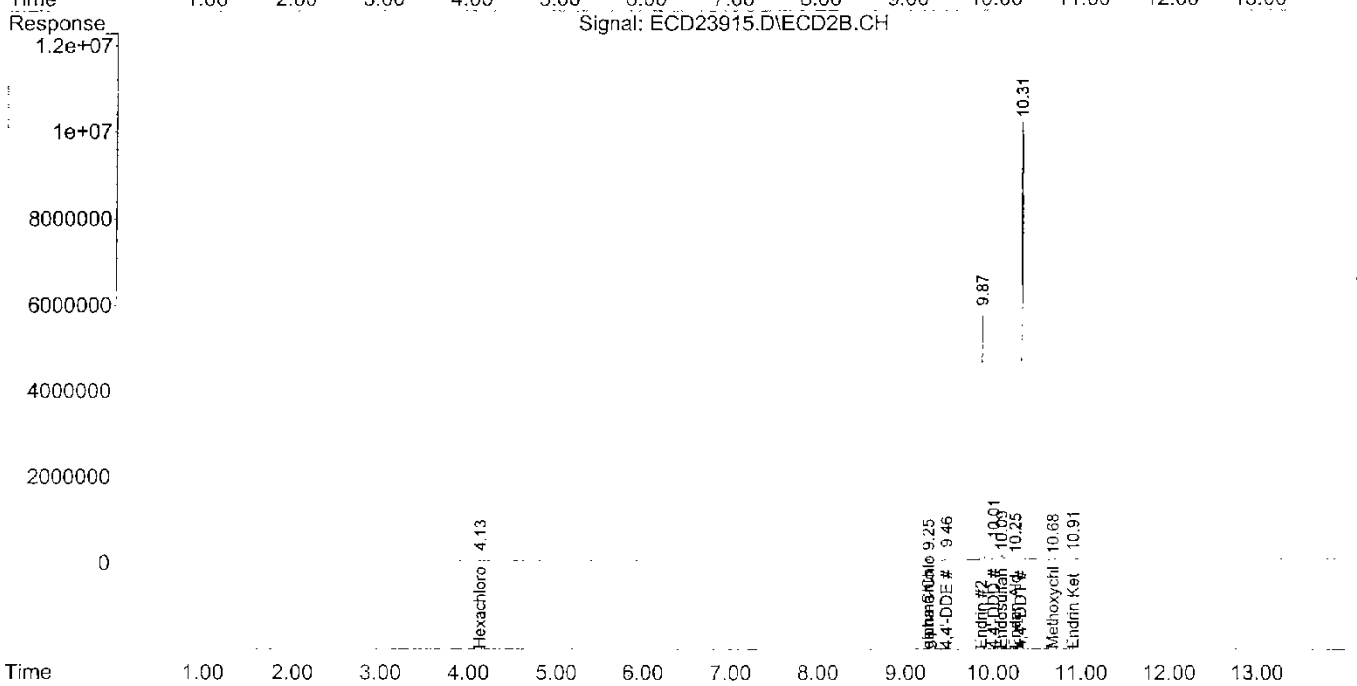
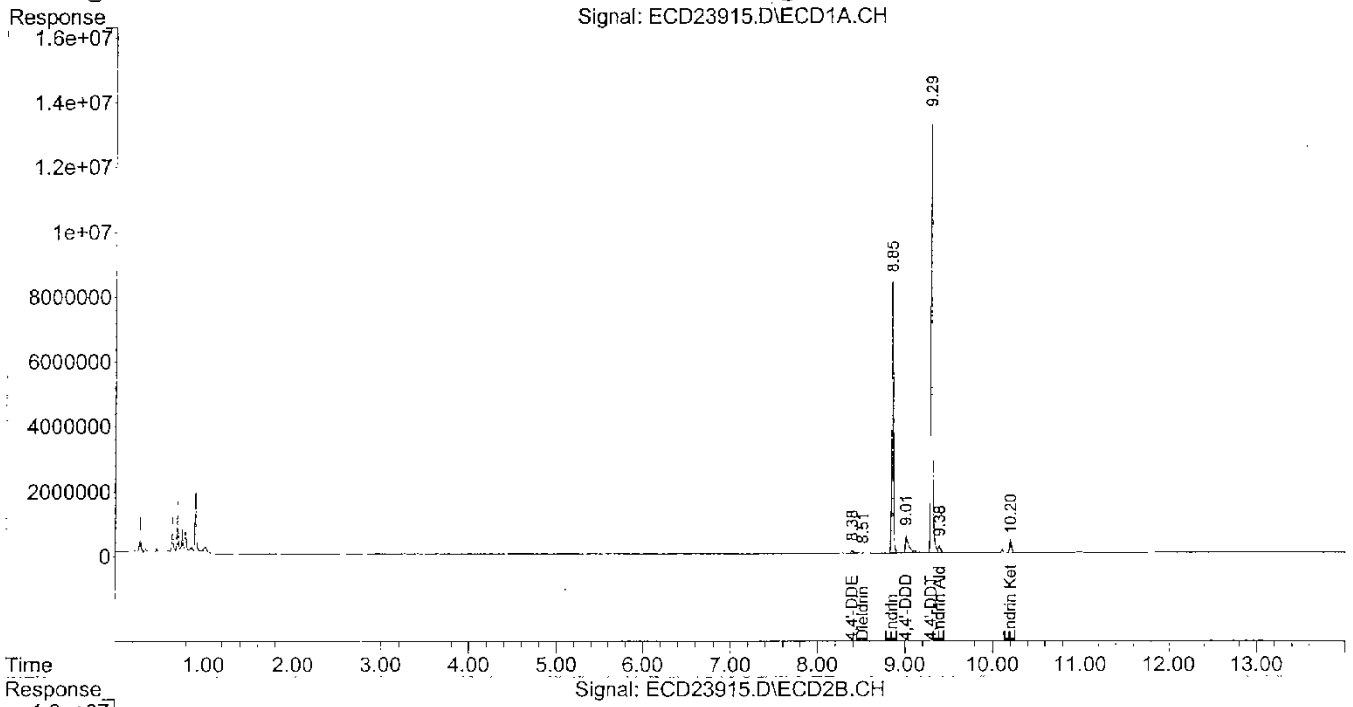
Sample ID DDT/Endrin Breakdown

	RT	Response		RT	Response
Endrin	8.85	106688560.2	4,4'-DDT	9.29	181663487.2
Endrin Aldehyde	9.39	4546707.166	4,4'-DDD	9.01	16684119.84
Endrin Ketone	10.20	7203915.61	4,4'-DDE	8.38	2159876.182
%Breakdown		9.9%			9.4%
Endrin #2	9.87	67330482.06	4,4'-DDT #2	10.31	109373433.7
Endrin Aldehyde #2	10.25	277210.087	4,4'-DDD #2	10.01	5593760.394
Endrin Ketone #2	10.91	1012494.957	4,4'-DDE #2	9.46	1156492
%Breakdown		1.9%			5.8%

Signal #1 : L:\DATA\070403_A\ECD23915.D\ECD1A.CH Vial: 77
 Signal #2 : L:\DATA\070403_A\ECD23915.D\ECD2B.CH
 Acq On : 4-3-2007 07:56:57 PM Operator: STM
 Sample : DDT/Endrin Breakdown Inst : SEA035
 Misc : BT=SEA035 Multiplr: 1.00
 IntFile Signal #1: AUTOINT1.E IntFile Signal #2: AUTOINT2.E
 Quant Time: Apr 4 9:58 2007 Quant Results File: 070313_8081.RES

Quant Method : L:\METHODS\070313_8081.M (Chemstation Integrator)
 Title : 8081A Pesticides - Dual Column
 Last Update : Thu Mar 29 15:32:41 2007
 Response via : Multiple Level Calibration
 DataAcq Meth : PEST.M

Volume Inj. : 1.0 ul
 Signal #1 Phase : RTX-CLPesticides Signal #2 Phase: RTX-CLPesticides 2
 Signal #1 Info : Signal #2 Info :



Signal #1 : L:\DATA\070403_A\ECD23928.D\ECD1A.CH Vial: 78
 Signal #2 : L:\DATA\070403_A\ECD23928.D\ECD2B.CH
 Acq On : 04 Apr 2007 12:10 am Operator: STM
 Sample : 10 ug/L 8081 ccv 1174-55-5 Inst : SEA035
 Misc : BT=SEA03517226 Multiplr: 1.00
 IntFile Signal #1: AUTOINT1.E IntFile Signal #2: AUTOINT2.E
 Quant Time: Apr 04 10:05:20 2007 Quant Results File: 070313_8081.RES

Quant Method : L:\METHODS\070313_8081.M (Chemstation Integrator)
 Title : 8081A Pesticides - Dual Column
 Last Update : Thu Mar 29 15:32:41 2007
 Response via : Initial Calibration
 DataAcq Meth : PEST.M

Volume Inj. : 1.0 ul
 Signal #1 Phase : RTX-CLPesticides Signal #2 Phase: RTX-CLPesticides 2
 Signal #1 Info : Signal #2 Info :

Compound	RT#1	RT#2	Resp#1	Resp#2	ug/L	ug/L

System Monitoring Compounds						
2) SR Tetrachloro-m-xy	5.40	6.43	27165457	18744887	10.058	10.126
Spiked Amount	20.000	Range	60 - 150	Recovery =	50.29%#	50.63%#
26) SR Decachlorobiphen	11.18	12.36	13106708	7947961	8.522	10.552
Spiked Amount	20.000	Range	60 - 150	Recovery =	42.61%#	52.76%#
Target Compounds						
1) T Hexachlorobutadi	3.16	4.16	53036584	36056293	10.361	10.495
3) alpha-BHC	5.96	6.94	44831079	25646654	11.180	10.307
4) T Hexachlorobenzen	5.87	7.04	30098458	20186743	7.876	10.246 #
5) M gamma-BHC (Linda	6.36	7.34	36116493	22176409	10.383	10.348
6) beta-BHC	6.66	7.66	14089985	9212031	9.421	9.937
7) delta-BHC	6.99	7.96	30642091	20089121	9.621	10.058
8) M Heptachlor	6.78	8.04	33812144	21047973	10.959	10.648
9) M Aldrin	7.14	8.41	33699683	19701262	10.996	10.503
10) Heptachlor Epoxi	7.77	8.90	28492930	17111435	10.806	10.439
11) gamma-Chlordane	8.03	9.25	28116864	15578584	10.547	10.199
12) alpha-Chlordane	8.14	9.30	27201928	15242950	10.596	10.252
13) Endosulfan I	8.20	9.30	26899020	15242950	11.313	10.536
14) 4,4'-DDE	8.38	9.46	22981067	14320397	9.944	10.507
15) M Dieldrin	8.51	9.62	27850277	15287689	11.046	10.494
16) M Endrin	8.85	9.86	20928230	13012136	11.271	10.641
17) 4,4'-DDD	9.01	10.01	21109652	12302027	10.558	10.982
18) Endosulfan II	9.14	10.14	22423939	12193467	11.063	10.351
19) M 4,4'-DDT	9.29	10.31	13141586	8857665	9.591	10.147
20) Endrin Aldehyde	9.38	10.25	17576530	9528517	11.204	10.572
21) Endosulfan Sulfa	9.59	10.52	20387370	11421432	11.045	10.492
22) Methoxychlor	10.00	10.72	6824473	4766818	11.292	10.483
23) Endrin Ketone	10.19	10.91	21721328	11395062	10.933	10.709
24) T Toxaphene	0.00	0.00	0	0	N.D.	N.D.
25) Chlordane (techn	0.00	0.00	0	0	N.D.	N.D.

Signal #1 : L:\DATA\070403_A\ECD23928.D\ECD1A.CH
 Signal #2 : L:\DATA\070403_A\ECD23928.D\ECD2B.CH
 Acq On : 04 Apr 2007 12:10 am
 Sample : 10 ug/L 8081 ccv 1174-55-5
 Misc : BT=SEA03517226
 IntFile Signal #1: AUTOINT1.E

Vial: 78

Operator: STM
 Inst : SEA035
 Multiplr: 1.00

IntFile Signal #2: AUTOINT2.E

Method : L:\METHODS\070313_8081.M (Chemstation Integrator)
 Title : 8081A Pesticides - Dual Column
 Last Update : Thu Mar 29 15:32:41 2007
 Response via : Multiple Level Calibration

Min. RRF : 0.000 Min. Rel. Area : 50% Max. R.T. Dev 0.50min
 Max. RRF Dev : 20% Max. Rel. Area : 200%

	Compound	Amount	Calc.	%Dev	Area%	Dev(min)
1 T	Hexachlorobutadiene	10.000	10.361	-3.6	102	0.00
2 SR	Tetrachloro-m-xylene (S)	10.000	10.058	-0.6	99	0.00
3	alpha-BHC	10.000	11.180	-11.8	108	0.00
4 T	Hexachlorobenzene	10.000	7.876	21.2#	78	0.00
5 M	gamma-BHC (Lindane)	10.000	10.383	-3.8	99	0.00
6	beta-BHC	10.000	9.421	5.8	91	0.00
7	delta-BHC	10.000	9.621	3.8	90	0.00
8 M	Heptachlor	10.000	10.959	-9.6	102	0.00
9 M	Aldrin	10.000	10.996	-10.0	102	0.00
10	Heptachlor Epoxide	10.000	10.806	-8.1	99	0.00
11	gamma-Chlordane	10.000	10.547	-5.5	98	0.00
12	alpha-Chlordane	10.000	10.596	-6.0	98	0.00
13	Endosulfan I	10.000	11.313	-13.1	104	0.00
14	4,4'-DDE	10.000	9.944	0.6	93	0.00
15 M	Dieldrin	10.000	11.046	-10.5	100	0.00
16 M	Endrin	10.000	11.271	-12.7	101	0.00
17	4,4'-DDD	10.000	10.558	-5.6	95	0.00
18	Endosulfan II	10.000	11.063	-10.6	101	0.00
19 M	4,4'-DDT	10.000	9.591	4.1	90	0.00
20	Endrin Aldehyde	10.000	11.204	-12.0	104	0.00
21	Endosulfan Sulfate	10.000	11.045	-10.4	101	0.00
22	Methoxychlor	10.000	11.292	-12.9	101	0.00
23	Endrin Ketone	10.000	10.933	-9.3	100	0.00
26 SR	Decachlorobiphenyl (S)	10.000	8.522	14.8	84	0.00

Signal #2

1 T	Hexachlorobutadiene	10.000	10.495	-4.9	103	0.00
2 SR	Tetrachloro-m-xylene (S)	10.000	10.126	-1.3	101	0.00
3	alpha-BHC	10.000	10.307	-3.1	100	0.00
4 T	Hexachlorobenzene	10.000	10.246	-2.5	103	0.00
5 M	gamma-BHC (Lindane)	10.000	10.348	-3.5	101	0.00
6	beta-BHC	10.000	9.937	0.6	100	0.00
7	delta-BHC	10.000	10.058	-0.6	96	0.00
8 M	Heptachlor	10.000	10.648	-6.5	104	0.00
9 M	Aldrin	10.000	10.503	-5.0	102	0.00
10	Heptachlor Epoxide	10.000	10.439	-4.4	102	0.00
11	gamma-Chlordane	10.000	10.199	-2.0	99	0.00
12	alpha-Chlordane	10.000	10.252	-2.5	100	0.00
13	Endosulfan I	10.000	10.536	-5.4	103	0.00
14	4,4'-DDE	10.000	10.507	-5.1	100	0.00

(#)= Out of Range

Signal #1 : L:\DATA\070403_A\ECD23928.D\ECD1A.CH Vial: 78
 Signal #2 : L:\DATA\070403_A\ECD23928.D\ECD2B.CH
 Acq On : 04 Apr 2007 12:10 am Operator: STM
 Sample : 10 ug/L 8081 ccv 1174-55-5 Inst : SEA035
 Misc : BT=SEA03517226 Multiplr: 1.00
 IntFile Signal #1: AUTOINT1.E IntFile Signal #2: AUTOINT2.E

Method : L:\METHODS\070313_8081.M (Chemstation Integrator)
 Title : 8081A Pesticides - Dual Column
 Last Update : Thu Mar 29 15:32:41 2007
 Response via : Multiple Level Calibration

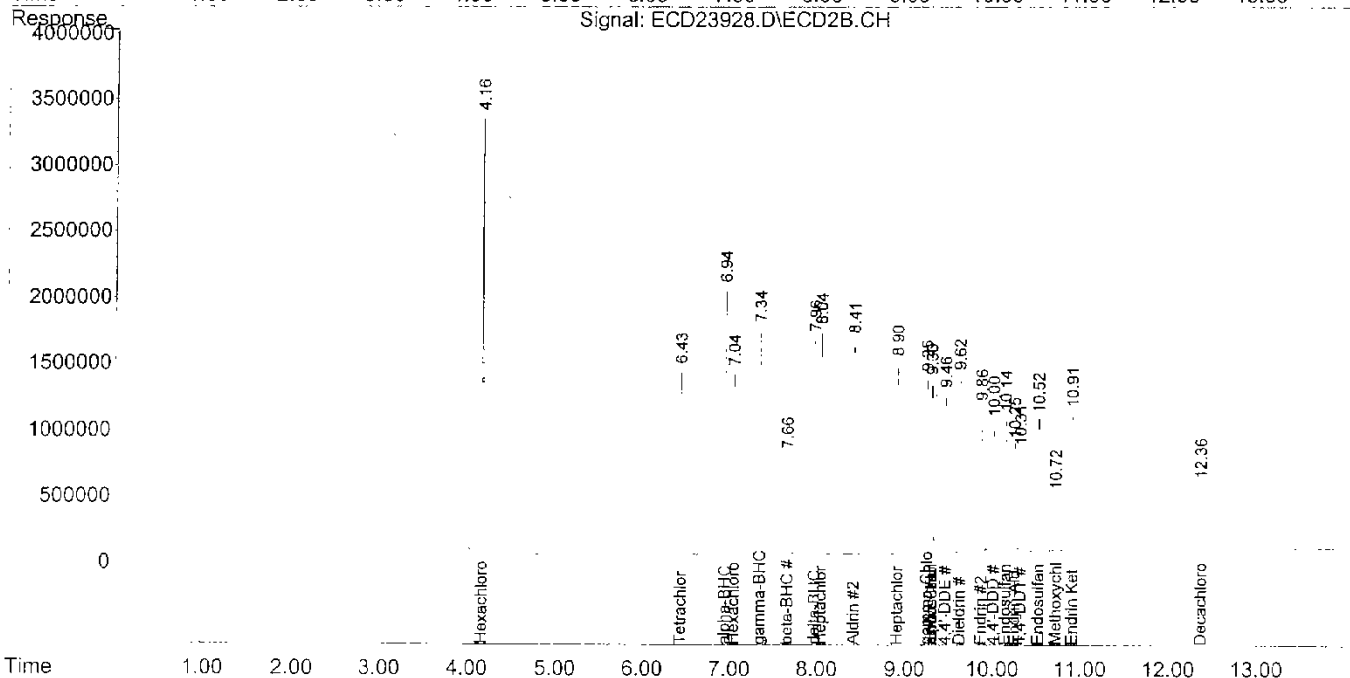
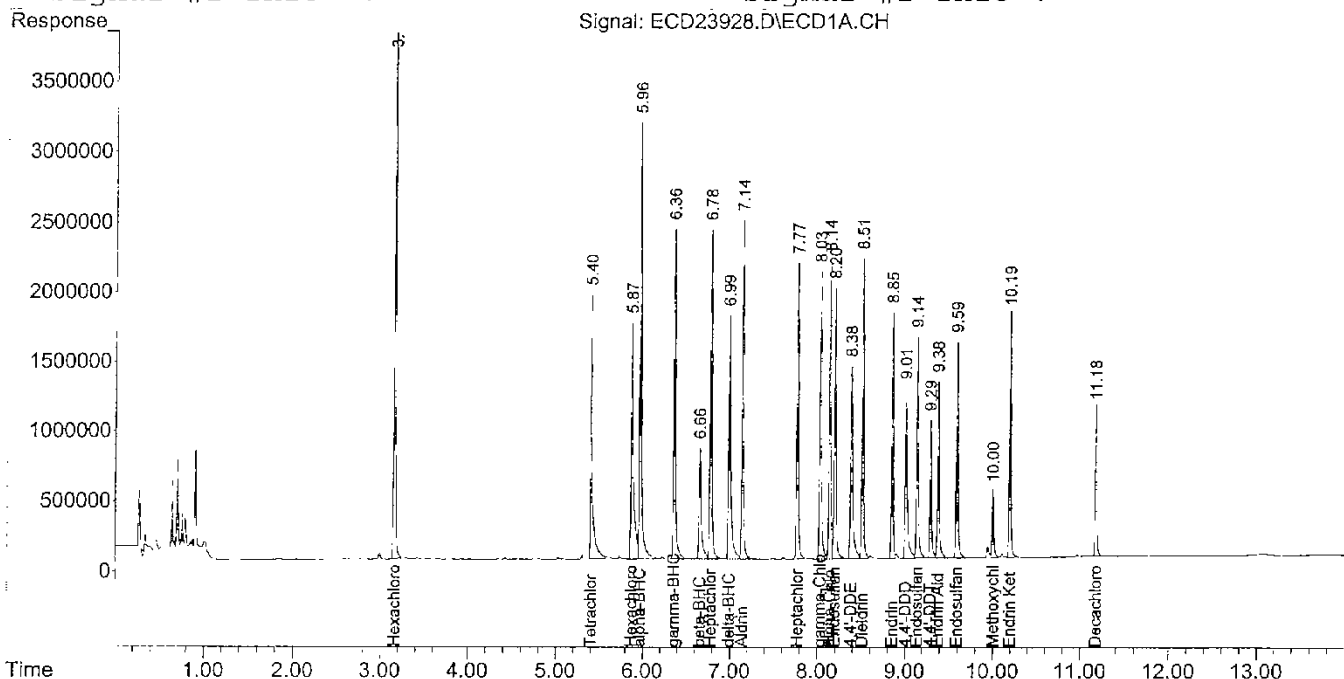
Min. RRF : 0.000 Min. Rel. Area : 50% Max. R.T. Dev 0.50min
 Max. RRF Dev : 20% Max. Rel. Area : 200%

	Compound	Amount	Calc.	%Dev	Area%	Dev(min)
15 M	Dieldrin	10.000	10.494	-4.9	101	0.00
16 M	Endrin	10.000	10.641	-6.4	98	0.00
17	4,4'-DDD	10.000	10.982	-9.8	104	0.00
18	Endosulfan II	10.000	10.351	-3.5	101	0.00
19 M	4,4'-DDT	10.000	10.147	-1.5	96	0.00
20	Endrin Aldehyde	10.000	10.572	-5.7	103	0.00
21	Endosulfan Sulfate	10.000	10.492	-4.9	103	0.00
22	Methoxychlor	10.000	10.483	-4.8	100	0.00
23	Endrin Ketone	10.000	10.709	-7.1	104	0.00
26 SR	Decachlorobiphenyl (S)	10.000	10.552	-5.5	105	0.00

Signal #1 : L:\DATA\070403_A\ECD23928.D\ECD1A.CH Vial: 78
 Signal #2 : L:\DATA\070403_A\ECD23928.D\ECD2B.CH
 Acq On : 04 Apr 2007 12:10 am Operator: STM
 Sample : 10 ug/L 8081 ccv 1174-55-5 Inst : SEA035
 Misc : BT=SEA03517226 Multiplr: 1.00
 IntFile Signal #1: AUTOINT1.E IntFile Signal #2: AUTOINT2.E
 Quant Time: Apr 4 10:05 2007 Quant Results File: 070313_8081.RES

Quant Method : L:\METHODS\070313_8081.M (Chemstation Integrator)
 Title : 8081A Pesticides - Dual Column
 Last Update : Thu Mar 29 15:32:41 2007
 Response via : Multiple Level Calibration
 DataAcq Meth : PEST.M

Volume Inj. : 1.0 ul
 Signal #1 Phase : RTX-CLPesticides Signal #2 Phase: RTX-CLPesticides 2
 Signal #1 Info : Signal #2 Info :



MATIX SPIKE / MATRIX SPIKE DUPLICATE

Signal #1 : L:\DATA\070403_A\ECD23920.D\ECD1A.CH Vial: 20
Signal #2 : L:\DATA\070403_A\ECD23920.D\ECD2B.CH
Acq On : 4-3-2007 09:34:19 PM Operator: STM
Sample : 580-5453-C-9-A Inst : SEA035
Misc : BT=SEA03517226 Multiplr: 1.00
IntFile Signal #1: AUTOINT1.E IntFile Signal #2: AUTOINT2.E
Quant Time: Apr 04 10:03:37 2007 Quant Results File: 070313_8081.RES

Quant Method : L:\METHODS\070313_8081.M (Chemstation Integrator)
Title : 8081A Pesticides - Dual Column
Last Update : Thu Mar 29 15:32:41 2007
Response via : Initial Calibration
DataAcq Meth : PEST.M

Volume Inj. : 1.0 ul
Signal #1 Phase : RTX-CLPesticides Signal #2 Phase: RTX-CLPesticides 2
Signal #1 Info : Signal #2 Info :

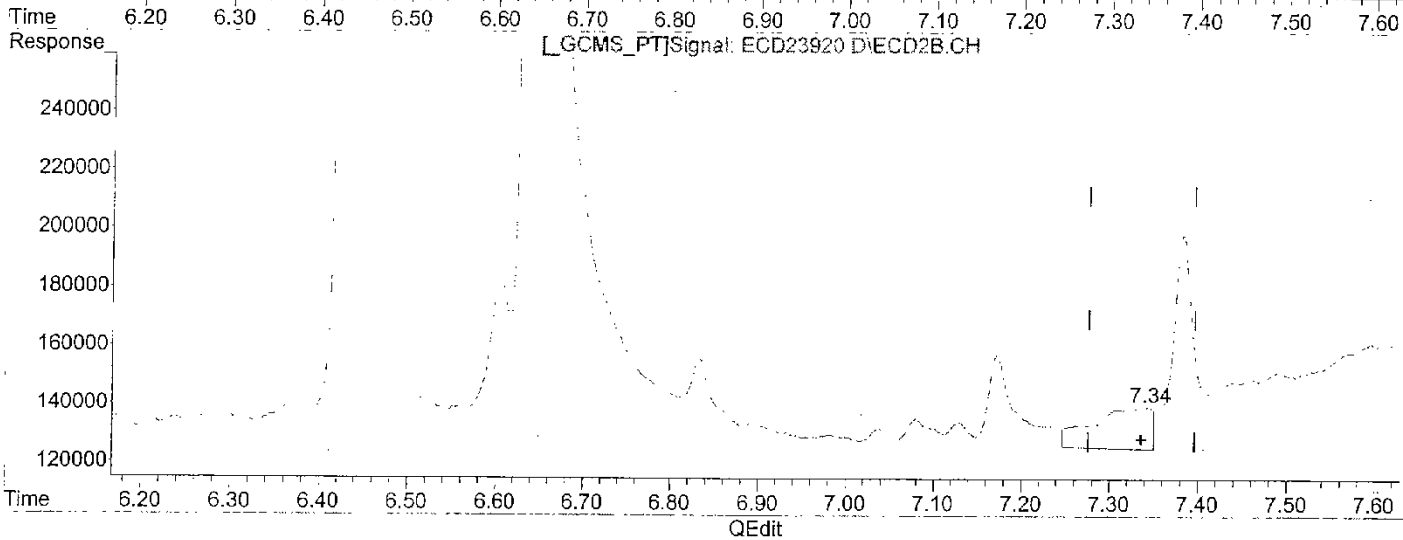
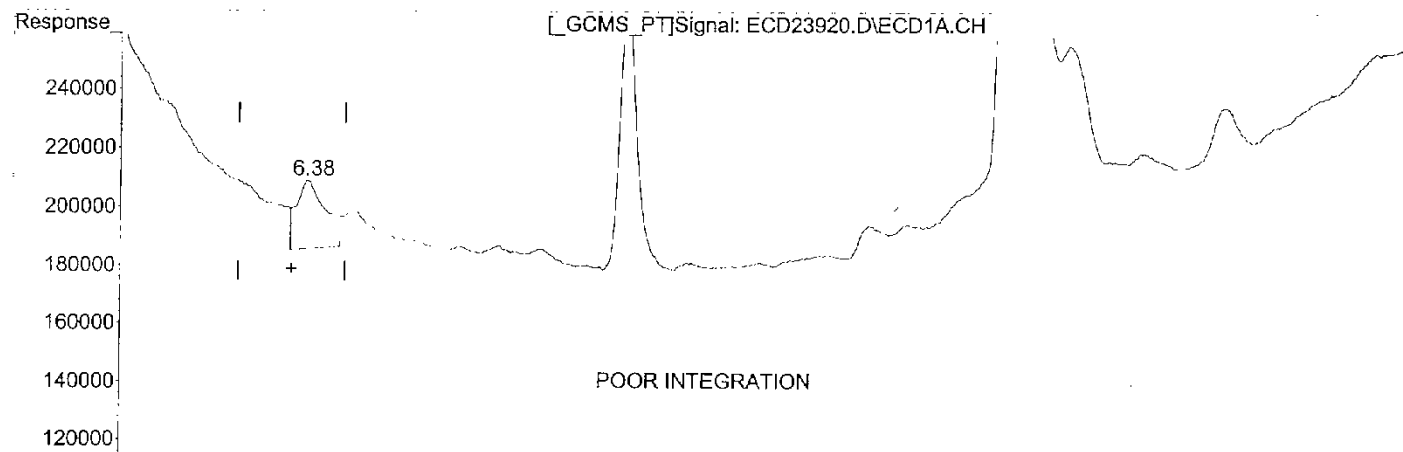
Table with 7 columns: Compound, RT#1, RT#2, Resp#1, Resp#2, ug/L, ug/L. Contains System Monitoring Compounds like Tetrachloro-m-xy and Decachlorobiphen.

Table with 7 columns: Compound, RT#1, RT#2, Resp#1, Resp#2, ug/L, ug/L. Contains Target Compounds like Hexachlorobutadi, alpha-BHC, Heptachlor, Aldrin, etc.

Handwritten signature and date: STM 4/9/07

Signal #1 : L:\DATA\070403_A\ECD23920.D\ECD1A.CH Vial: 20
Signal #2 : L:\DATA\070403_A\ECD23920.D\ECD2B.CH
Acq On : 4-3-2007 09:34:19 PM Operator: STM
Sample : 580-5453-C-9-A Inst : SEA035
Misc : BT=SEA03517226 Multiplr: 1.00
IntFile Signal #1: AUTOINT1.E IntFile Signal #2: AUTOINT2.E
Quant Time: Apr 4 10:03 2007 Quant Results File: 070313_8081.RES

Method : L:\METHODS\070313_8081.M (Chemstation Integrator)
Title : 8081A Pesticides - Dual Column
Last Update : Thu Mar 29 15:32:41 2007
Response via : Multiple Level Calibration



(5) gamma-BHC (Lindane) (M)

6.38min 0.152ug/L

response 528853

(5) gamma-BHC (Lindane) #2 (M)

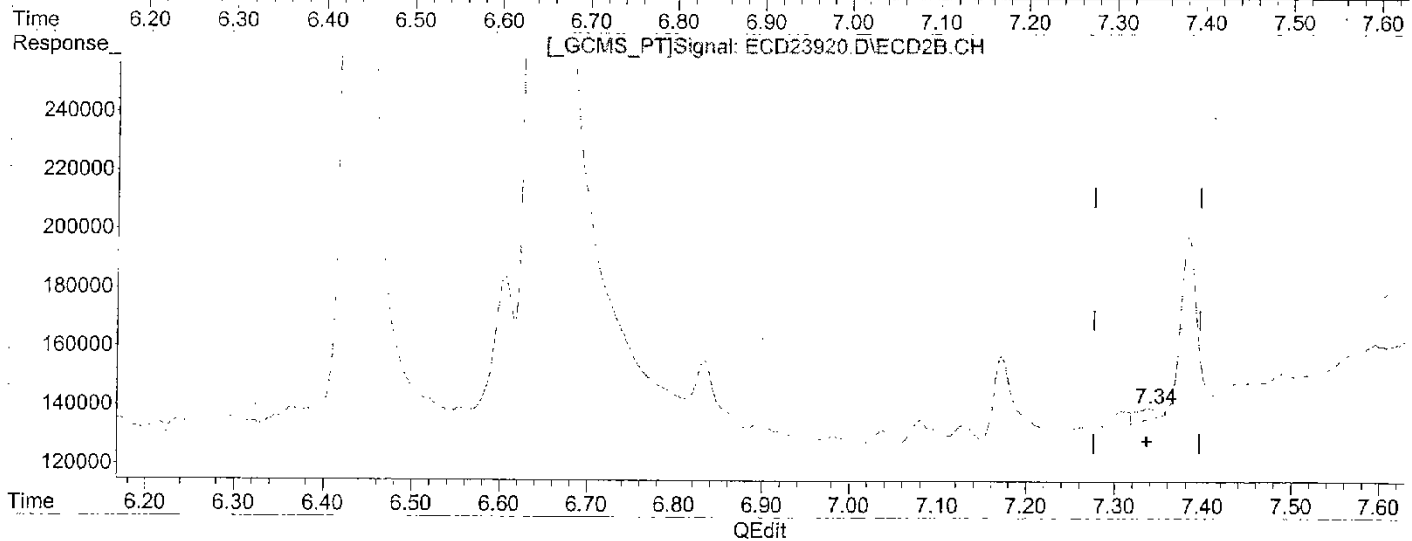
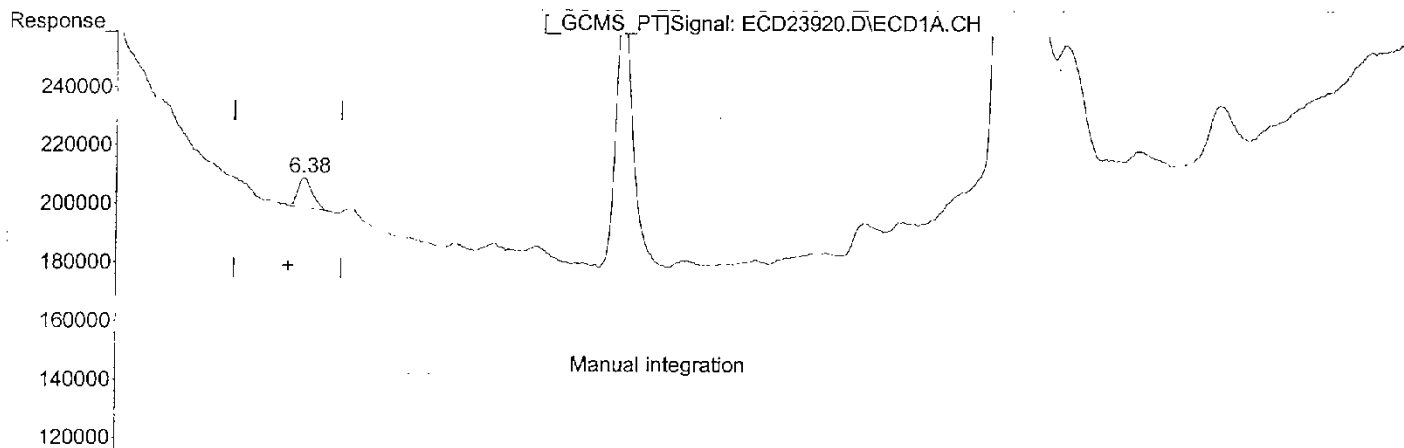
7.34min 0.308ug/L

response 661046

(+) = Expected Retention Time

Signal #1 : L:\DATA\070403_A\ECD23920.D\ECD1A.CH Vial: 20
 Signal #2 : L:\DATA\070403_A\ECD23920.D\ECD2B.CH
 Acq On : 4-3-2007 09:34:19 PM Operator: STM
 Sample : 580-5453-C-9-A Inst : SEA035
 Misc : BT=SEA03517226 Multiplr: 1.00
 IntFile Signal #1: AUTOINT1.E IntFile Signal #2: AUTOINT2.E
 Quant Time: Apr 4 10:03 2007 Quant Results File: 070313_8081.RES

Method : L:\METHODS\070313_8081.M (Chemstation Integrator)
 Title : 8081A Pesticides - Dual Column
 Last Update : Thu Mar 29 15:32:41 2007
 Response via : Multiple Level Calibration



(5) gamma-BHC (Lindane) (M)

6.38min 0.033ug/L m

response 115347

(5) gamma-BHC (Lindane) #2 (M)

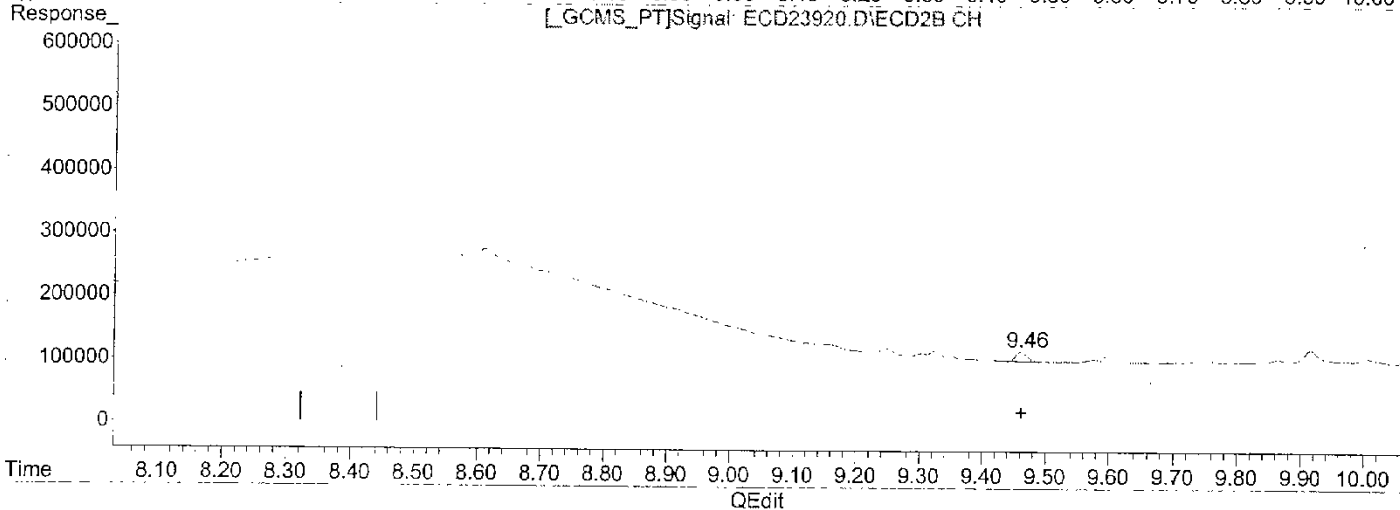
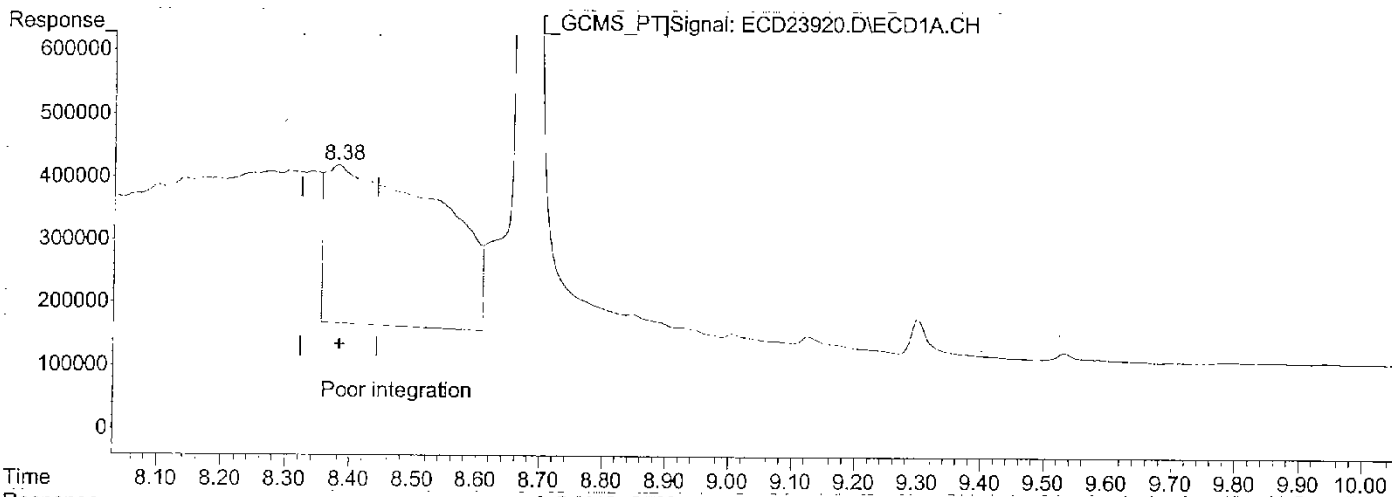
7.34min 0.033ug/L m

response 70032

(+) = Expected Retention Time

Signal #1 : L:\DATA\070403_A\ECD23920.D\ECD1A.CH Vial: 20
Signal #2 : L:\DATA\070403_A\ECD23920.D\ECD2B.CH
Acq On : 4-3-2007 09:34:19 PM Operator: STM
Sample : 580-5453-C-9-A Inst : SEA035
Misc : BT=SEA03517226 Multiplr: 1.00
IntFile Signal #1: AUTOINT1.E IntFile Signal #2: AUTOINT2.E
Quant Time: Apr 4 10:03 2007 Quant Results File: 070313_8081.RES

Method : L:\METHODS\070313_8081.M (Chemstation Integrator)
Title : 8081A Pesticides - Dual Column
Last Update : Thu Mar 29 15:32:41 2007
Response via : Multiple Level Calibration



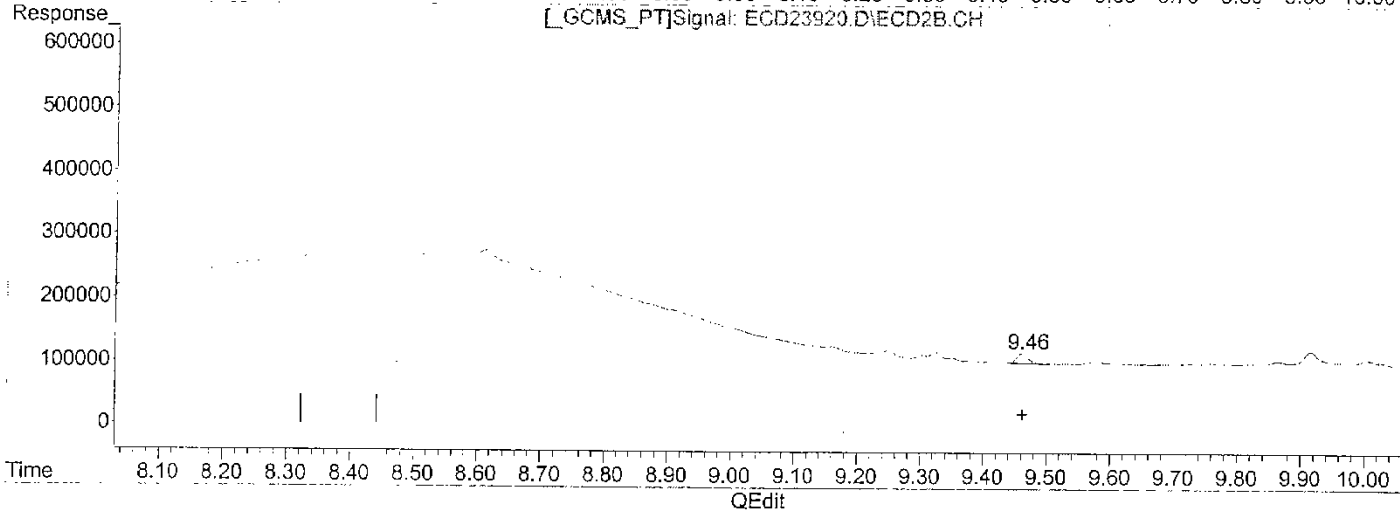
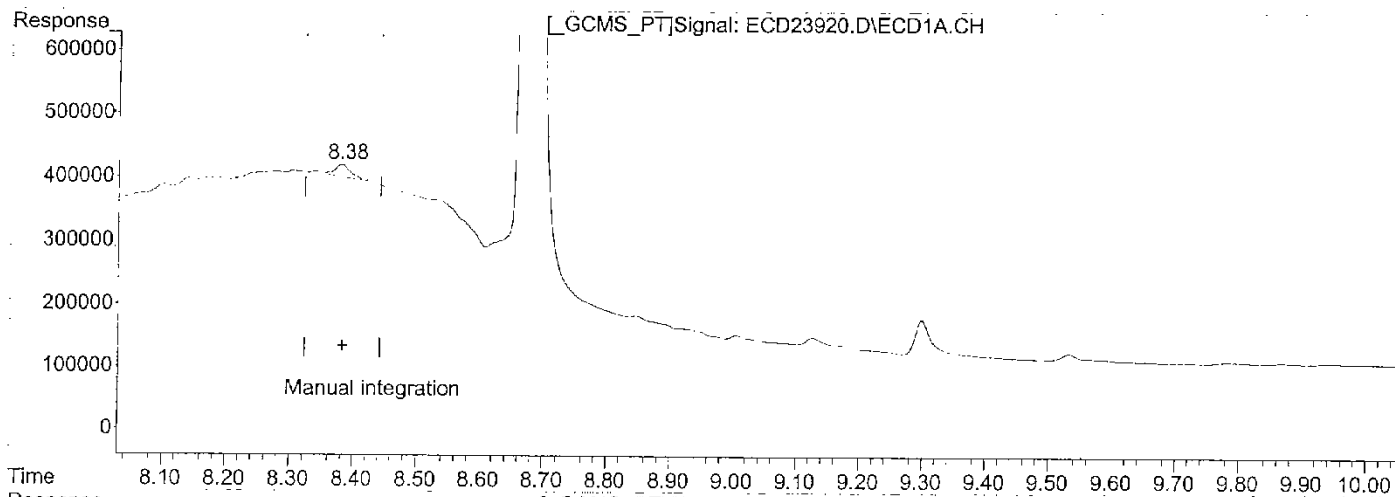
(14) 4,4'-DDE
8.38min 13.904ug/L
response 32133804

(14) 4,4'-DDE #2
9.46min 0.142ug/L
response 193303

(+) = Expected Retention Time

Signal #1 : L:\DATA\070403_A\ECD23920.D\ECD1A.CH Vial: 20
 Signal #2 : L:\DATA\070403_A\ECD23920.D\ECD2B.CH
 Acq On : 4-3-2007 09:34:19 PM Operator: STM
 Sample : 580-5453-C-9-A Inst : SEA035
 Misc : BT=SEA03517226 Multiplr: 1.00
 IntFile Signal #1: AUTOINT1.E IntFile Signal #2: AUTOINT2.E
 Quant Time: Apr 4 10:03 2007 Quant Results File: 070313_8081.RES

Method : L:\METHODS\070313_8081.M (Chemstation Integrator)
 Title : 8081A Pesticides - Dual Column
 Last Update : Thu Mar 29 15:32:41 2007
 Response via : Multiple Level Calibration

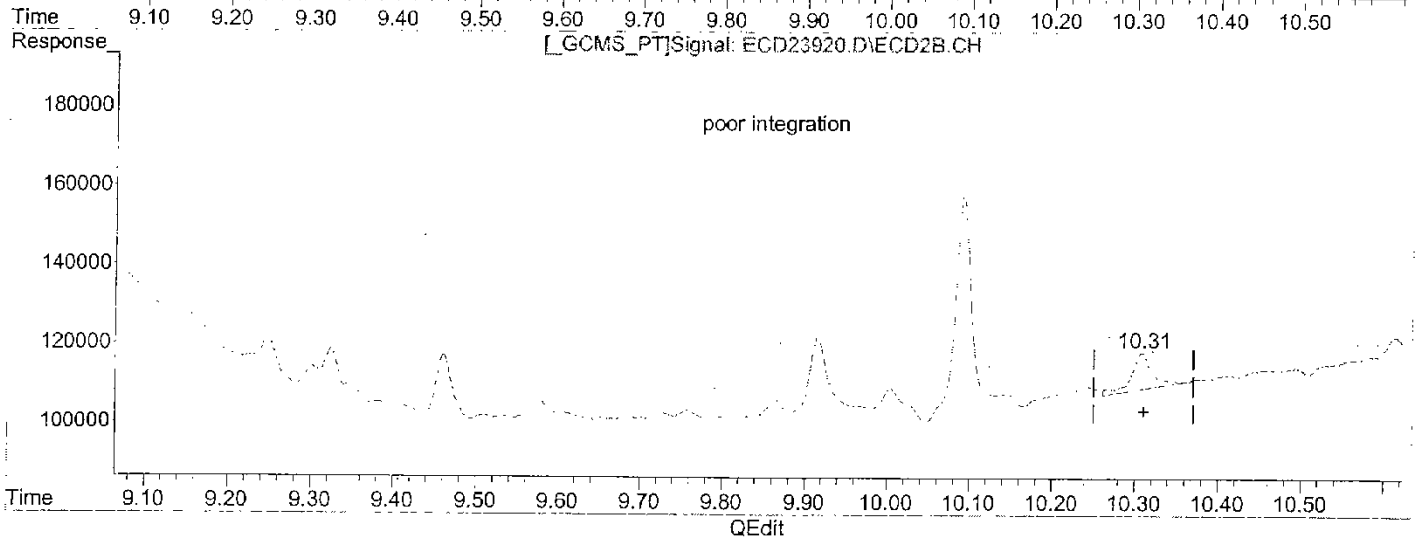
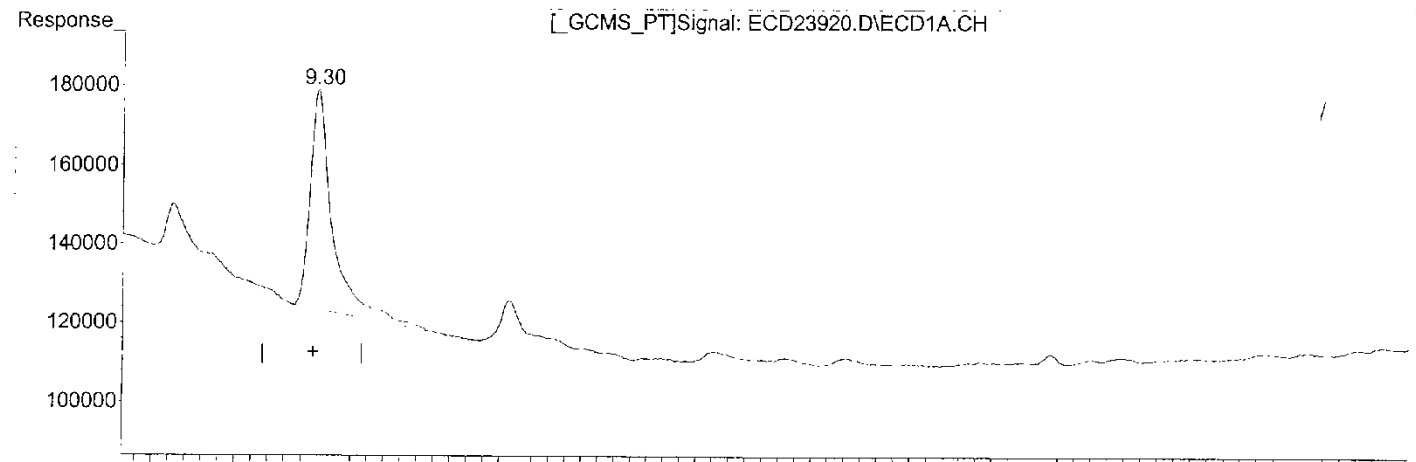


(14) 4,4'-DDE
 8.38min 0.146ug/L m
 response 338214

(14) 4,4'-DDE #2
 9.46min 0.142ug/L
 response 193303

Signal #1 : L:\DATA\070403_A\ECD23920.D\ECD1A.CH Vial: 20
 Signal #2 : L:\DATA\070403_A\ECD23920.D\ECD2B.CH
 Acq On : 4-3-2007 09:34:19 PM Operator: STM
 Sample : 580-5453-C-9-A Inst : SEA035
 Misc : BT=SEA03517226 Multiplr: 1.00
 IntFile Signal #1: AUTOINT1.E IntFile Signal #2: AUTOINT2.E
 Quant Time: Apr 4 10:03 2007 Quant Results File: 070313_8081.RES

Method : L:\METHODS\070313_8081.M (Chemstation Integrator)
 Title : 8081A Pesticides - Dual Column
 Last Update : Thu Mar 29 15:32:41 2007
 Response via : Multiple Level Calibration



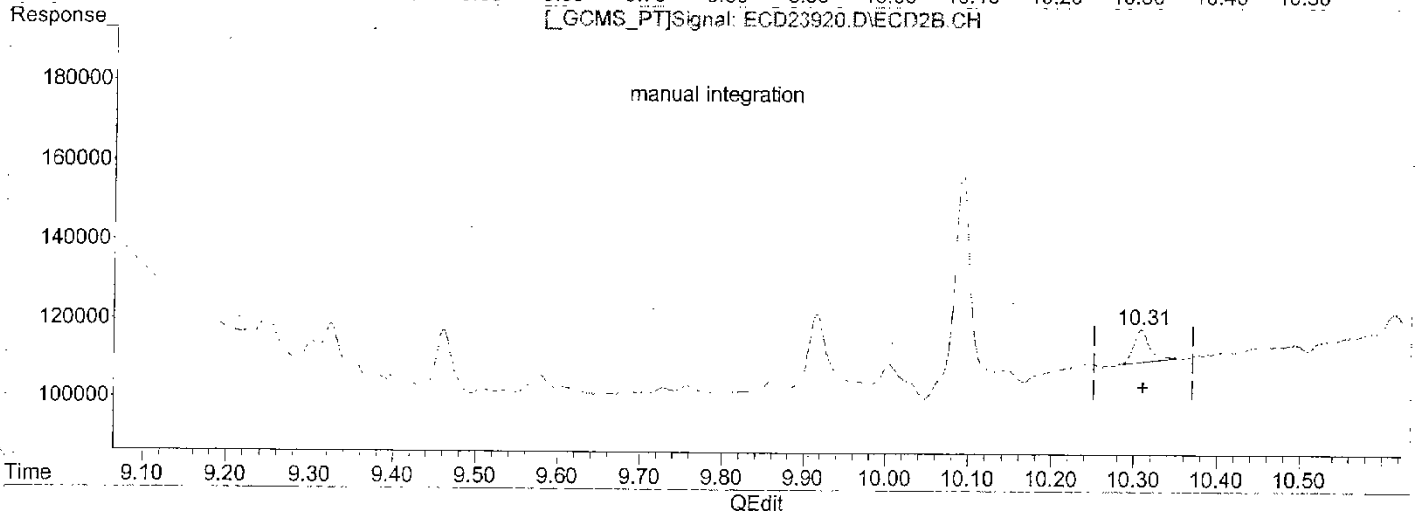
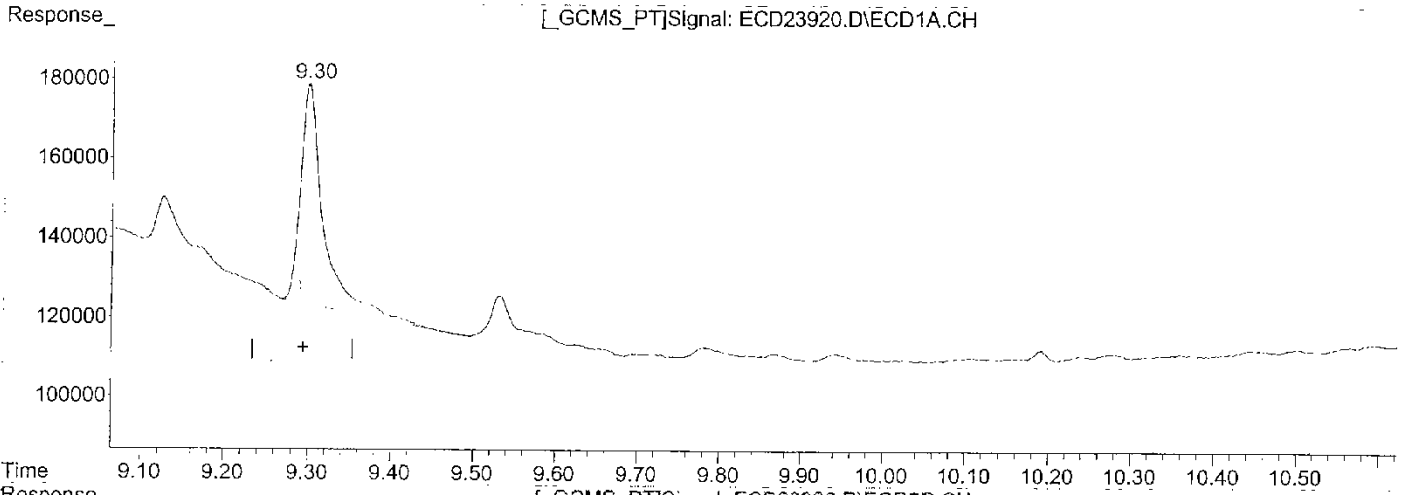
(19) 4,4'-DDT (M)
 9.30min 0.776ug/L
 response 1063912

(19) 4,4'-DDT #2 (M)
 10.31min 0.181ug/L
 response 157954

(+) = Expected Retention Time

Signal #1 : L:\DATA\070403_A\ECD23920.D\ECD1A.CH Vial: 20
 Signal #2 : L:\DATA\070403_A\ECD23920.D\ECD2B.CH
 Acq On : 4-3-2007 09:34:19 PM Operator: STM
 Sample : 580-5453-C-9-A Inst : SEA035
 Misc : BT=SEA03517226 Multiplr: 1.00
 IntFile Signal #1: AUTOINT1.E IntFile Signal #2: AUTOINT2.E
 Quant Time: Apr 4 10:03 2007 Quant Results File: 070313_8081.RES

Method : L:\METHODS\070313_8081.M (Chemstation Integrator)
 Title : 8081A Pesticides - Dual Column
 Last Update : Thu Mar 29 15:32:41 2007
 Response via : Multiple Level Calibration



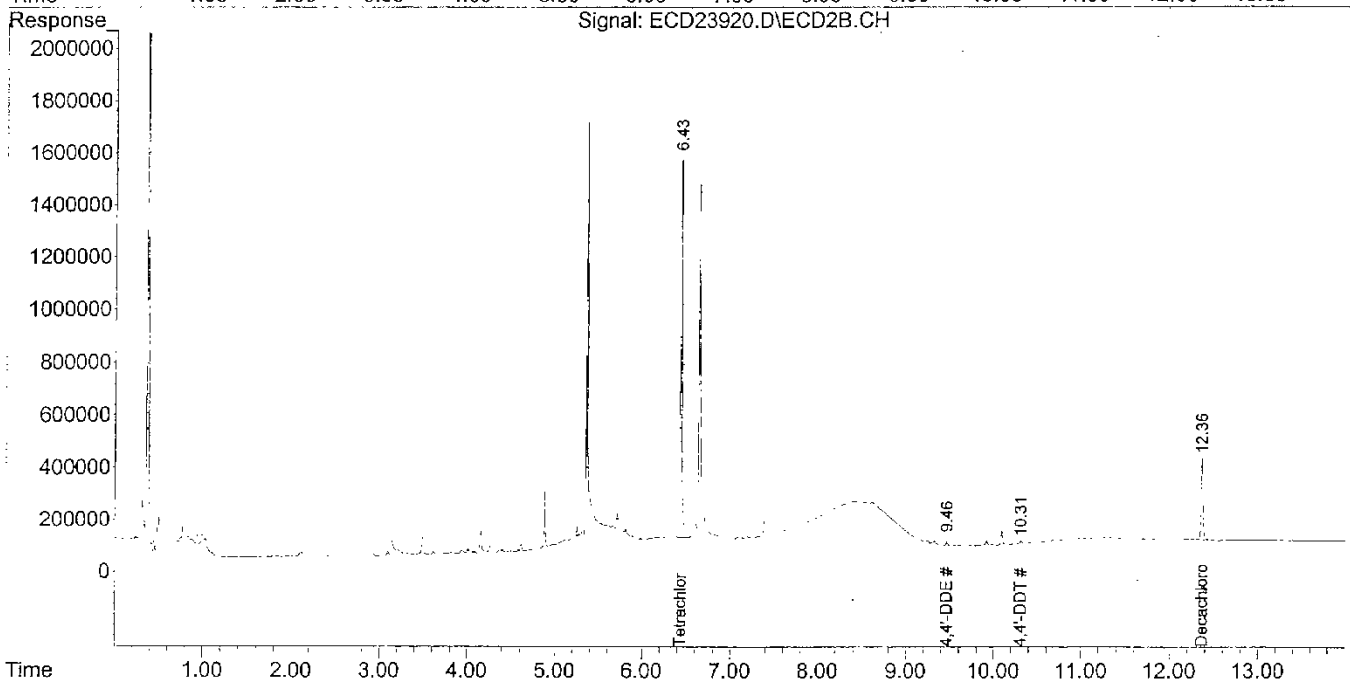
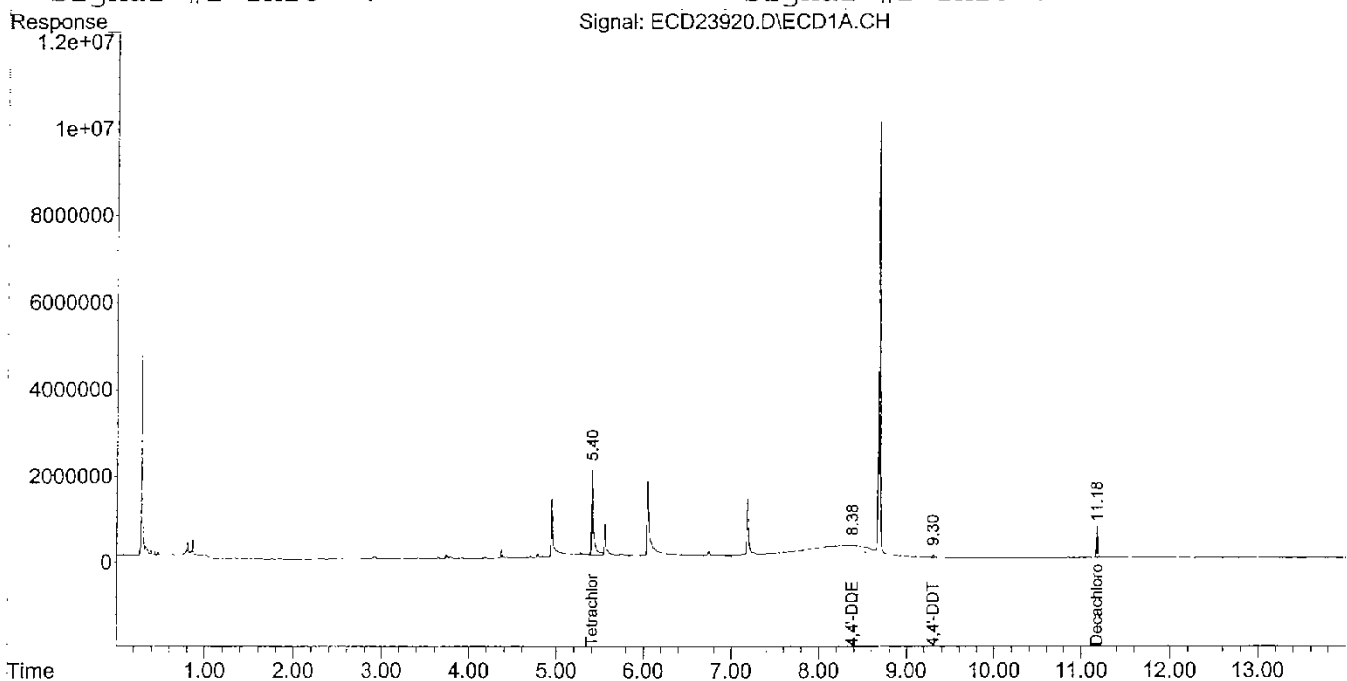
(19) 4,4'-DDT (M)
 9.30min 0.776ug/L
 response 1063912

(19) 4,4'-DDT #2 (M)
 10.31min 0.131ug/L m
 response 114346

Signal #1 : L:\DATA\070403_A\ECD23920.D\ECD1A.CH Vial: 20
Signal #2 : L:\DATA\070403_A\ECD23920.D\ECD2B.CH
Acq On : 4-3-2007 09:34:19 PM Operator: STM
Sample : 580-5453-C-9-A Inst : SEA035
Misc : BT=SEA03517226 Multiplr: 1.00
IntFile Signal #1: AUTOINT1.E IntFile Signal #2: AUTOINT2.E
Quant Time: Apr 4 16:18 2007 Quant Results File: 070313_8081.RES

Quant Method : L:\METHODS\070313_8081.M (Chemstation Integrator)
Title : 8081A Pesticides - Dual Column
Last Update : Thu Mar 29 15:32:41 2007
Response via : Multiple Level Calibration
DataAcq Meth : PEST.M

Volume Inj. : 1.0 ul
Signal #1 Phase : RTX-CLPesticides Signal #2 Phase: RTX-CLPesticides 2
Signal #1 Info : Signal #2 Info :



Signal #1 : L:\DATA\070403_A\ECD23920.D\ECD1A.CH Vial: 20
Signal #2 : L:\DATA\070403_A\ECD23920.D\ECD2B.CH
Acq On : 4-3-2007 09:34:19 PM Operator: STM
Sample : 580-5453-C-9-A Inst : SEA035
Misc : BT=SEA03517226 Multiplr: 1.00
IntFile Signal #1: AUTOINT1.E IntFile Signal #2: AUTOINT2.E
Quant Time: Apr 04 10:03:37 2007 Quant Results File: 070313_8081.RES

Quant Method : L:\METHODS\070313_8081.M (Chemstation Integrator)
Title : 8081A Pesticides - Dual Column
Last Update : Thu Mar 29 15:32:41 2007
Response via : Initial Calibration
DataAcq Meth : PEST.M

Volume Inj. : 1.0 ul
Signal #1 Phase : RTX-CLPesticides Signal #2 Phase: RTX-CLPesticides 2
Signal #1 Info : Signal #2 Info :

Table with 7 columns: Compound, RT#1, RT#2, Resp#1, Resp#2, ug/L, ug/L. Includes System Monitoring Compounds like SR Tetrachloro-m-xy and SR Decachlorobiphen.

Table with 7 columns: Compound, RT#1, RT#2, Resp#1, Resp#2, ug/L, ug/L. Includes Target Compounds like Hexachlorobutadi, alpha-BHC, Heptachlor, Aldrin, etc.

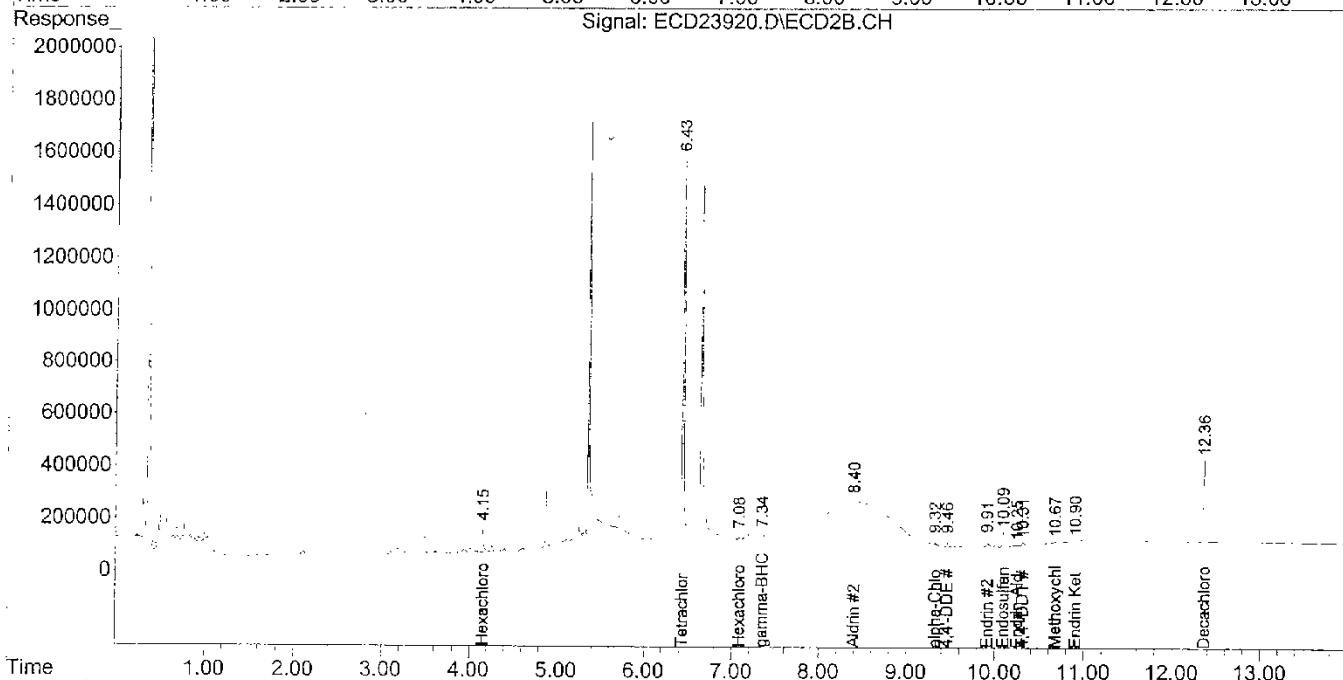
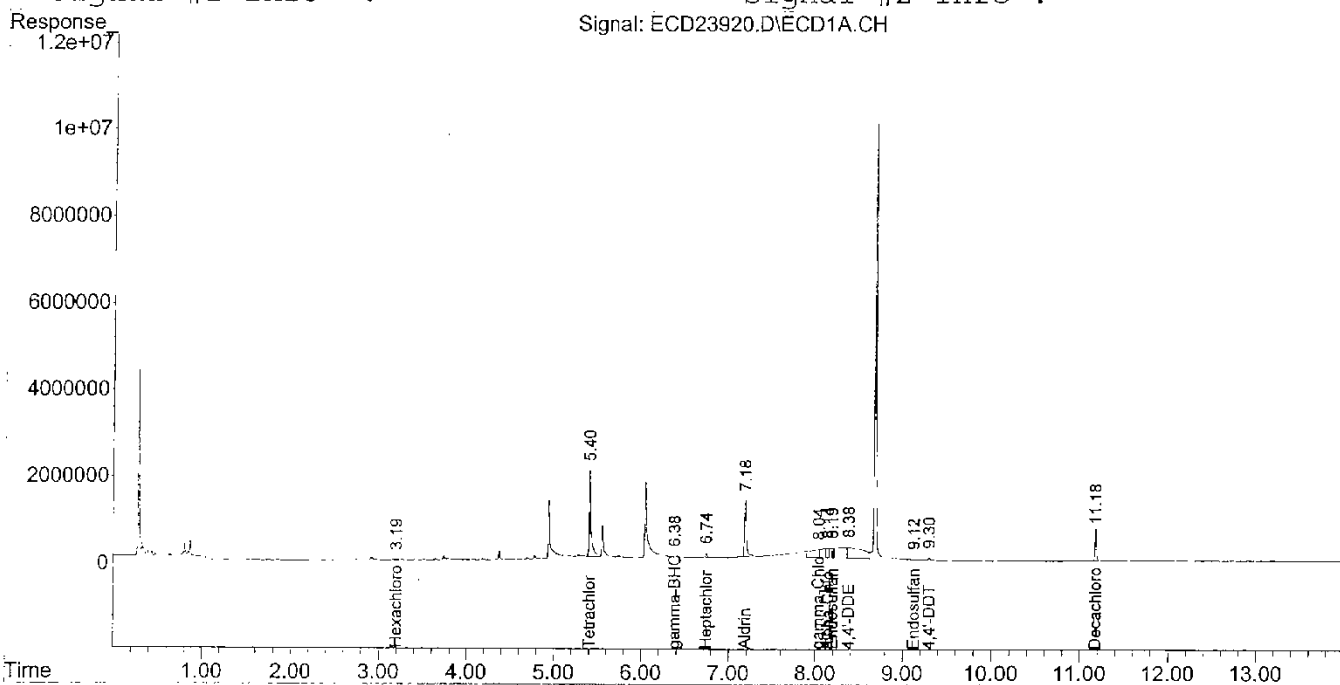
Data File Name ECD23920.D
Sample Name 580-5453-C-9-A
RT STD File Name ECD22089.D

Name	Column #1			Column #2		
	Ret Time	Std RT		Ret Time	Std RT	
Hexachlorobutadiene	3.192	3.160	FAIL	4.154	4.160	PASS
Tetrachloro-m-xylene (S)	5.403	5.403	PASS	6.434	6.435	PASS
alpha-BHC	0.000	5.965	FAIL	0.000	6.941	FAIL
Hexachlorobenzene	0.000	5.868	FAIL	7.080	7.039	FAIL
gamma-BHC (Lindane)	6.378	6.359	PASS	7.339	7.336	PASS
beta-BHC	0.000	6.657	FAIL	0.000	7.657	FAIL
delta-BHC	7.019	6.988	PASS	0.000	7.965	FAIL
Heptachlor	6.742	6.777	FAIL	0.000	8.040	FAIL
Aldrin	7.182	7.139	FAIL	8.398	8.414	PASS
Heptachlor Epoxide	0.000	7.771	FAIL	0.000	8.905	FAIL
gamma-Chlordane	8.035	8.034	PASS	0.000	9.251	FAIL
alpha-Chlordane	8.142	8.141	PASS	9.324	9.304	PASS
Endosulfan I	8.189	8.198	PASS	9.324	9.304	PASS
4,4'-DDE	8.379	8.383	PASS	9.461	9.462	PASS
Dieldrin	0.000	8.513	FAIL	0.000	9.622	FAIL
Endrin	0.000	8.850	FAIL	9.916	9.865	FAIL
4,4'-DDD	0.000	9.007	FAIL	0.000	10.005	FAIL
Endosulfan II	9.126	9.140	PASS	10.092	10.139	FAIL
4,4'-DDT	9.299	9.294	PASS	10.309	10.311	PASS
Endrin Aldehyde	0.000	9.382	FAIL	10.245	10.248	PASS
Endosulfan Sulfate	0.000	9.592	FAIL	0.000	10.520	FAIL
Methoxychlor	0.000	10.001	FAIL	10.675	10.717	FAIL
Endrin Ketone	0.000	10.195	FAIL	10.906	10.906	PASS
Decachlorobiphenyl (S)	11.178	11.179	PASS	12.363	12.364	PASS

Signal #1 : L:\DATA\070403_A\ECD23920.D\ECD1A.CH Vial: 20
 Signal #2 : L:\DATA\070403_A\ECD23920.D\ECD2B.CH
 Acq On : 4-3-2007 09:34:19 PM Operator: STM
 Sample : 580-5453-C-9-A Inst : SEA035
 Misc : BT=SEA03517226 Multiplr: 1.00
 IntFile Signal #1: AUTOINT1.E IntFile Signal #2: AUTOINT2.E
 Quant Time: Apr 4 10:03 2007 Quant Results File: 070313_8081.RES

Quant Method : L:\METHODS\070313_8081.M (Chemstation Integrator)
 Title : 8081A Pesticides - Dual Column
 Last Update : Thu Mar 29 15:32:41 2007
 Response via : Multiple Level Calibration
 DataAcq Meth : PEST.M

Volume Inj. : 1.0 ul
 Signal #1 Phase : RTX-CLPesticides Signal #2 Phase: RTX-CLPesticides 2
 Signal #1 Info : Signal #2 Info :



Signal #1 : L:\DATA\070403_A\ECD23921.D\ECD1A.CH Vial: 21
Signal #2 : L:\DATA\070403_A\ECD23921.D\ECD2B.CH
Acq On : 4-3-2007 09:53:47 PM Operator: STM
Sample : 580-5453-C-9-B MS Inst : SEA035
Misc : BT=SEA03517226 Multiplr: 1.00
IntFile Signal #1: AUTOINT1.E IntFile Signal #2: AUTOINT2.E
Quant Time: Apr 04 10:03:49 2007 Quant Results File: 070313_8081.RES

Quant Method : L:\METHODS\070313_8081.M (Chemstation Integrator)
Title : 8081A Pesticides - Dual Column
Last Update : Thu Mar 29 15:32:41 2007
Response via : Initial Calibration
DataAcq Meth : PEST.M

Volume Inj. : 1.0 ul
Signal #1 Phase : RTX-CLPesticides Signal #2 Phase: RTX-CLPesticides 2
Signal #1 Info : Signal #2 Info :

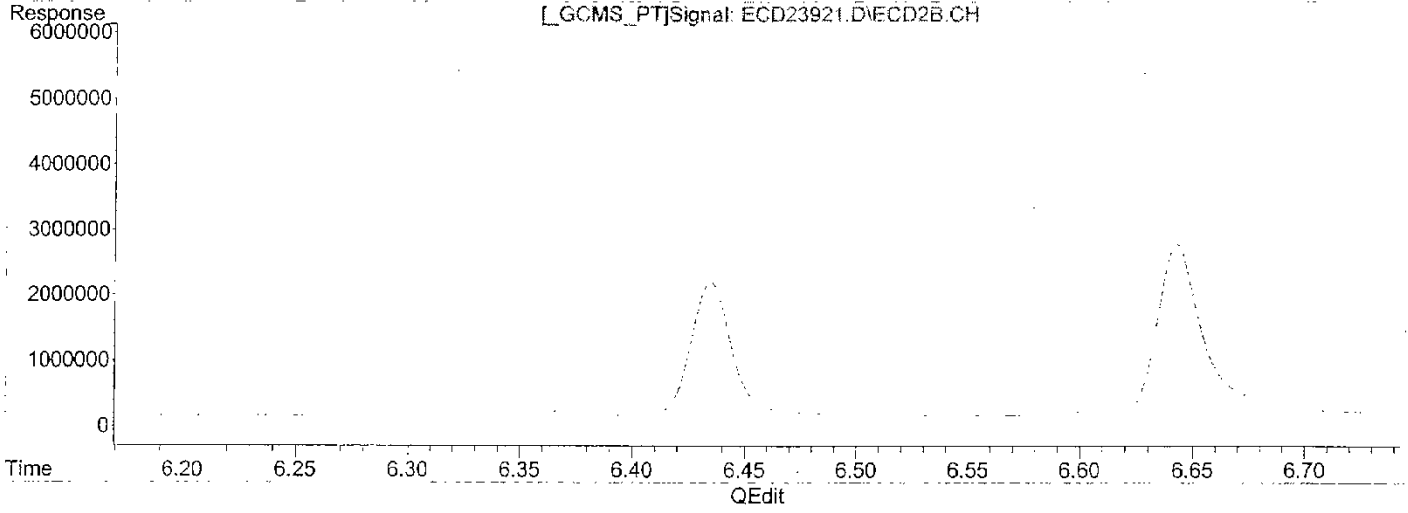
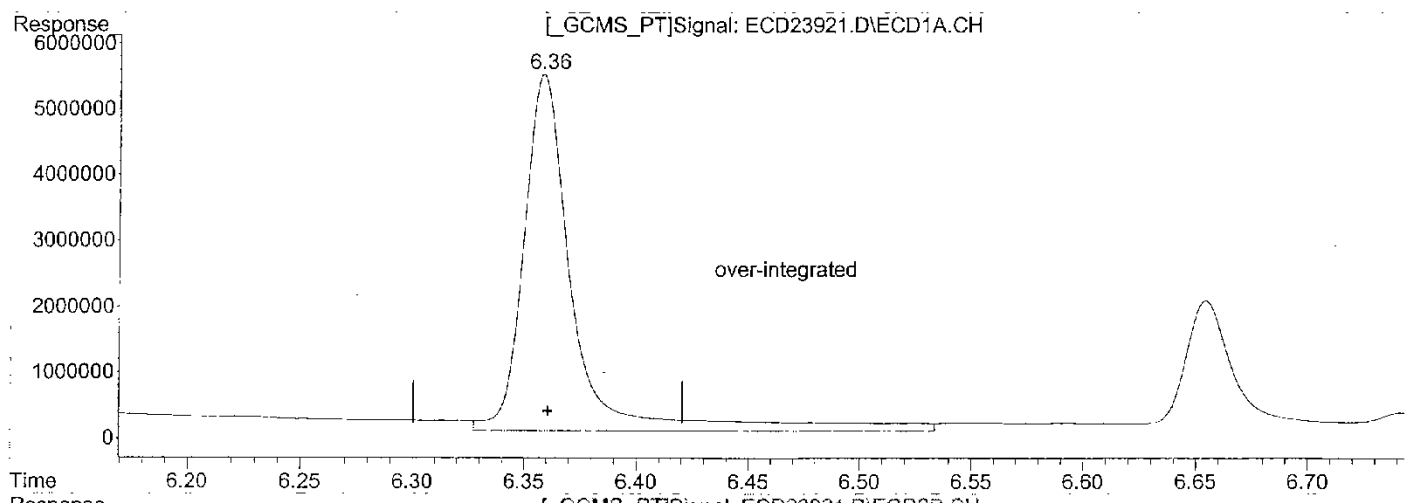
Table with 7 columns: Compound, RT#1, RT#2, Resp#1, Resp#2, ug/L, ug/L. Contains System Monitoring Compounds like SR Tetrachloro-m-xy and SR Decachlorobiphen.

Table with 7 columns: Compound, RT#1, RT#2, Resp#1, Resp#2, ug/L, ug/L. Contains Target Compounds list from 1) T Hexachlorobutadi to 25) Chlordane (techn).

Handwritten signature/initials: STM 4/4/07

Signal #1 : L:\DATA\070403_A\ECD23921.D\ECD1A.CH Vial: 21
 Signal #2 : L:\DATA\070403_A\ECD23921.D\ECD2B.CH
 Acq On : 4-3-2007 09:53:47 PM Operator: STM
 Sample : 580-5453-C-9-B MS Inst : SEA035
 Misc : BT=SEA03517226 Multiplr: 1.00
 IntFile Signal #1: AUTOINT1.E IntFile Signal #2: AUTOINT2.E
 Quant Time: Apr 4 10:03 2007 Quant Results File: 070313_8081.RES

Method : L:\METHODS\070313_8081.M (Chemstation Integrator)
 Title : 8081A Pesticides - Dual Column
 Last Update : Thu Mar 29 15:32:41 2007
 Response via : Multiple Level Calibration

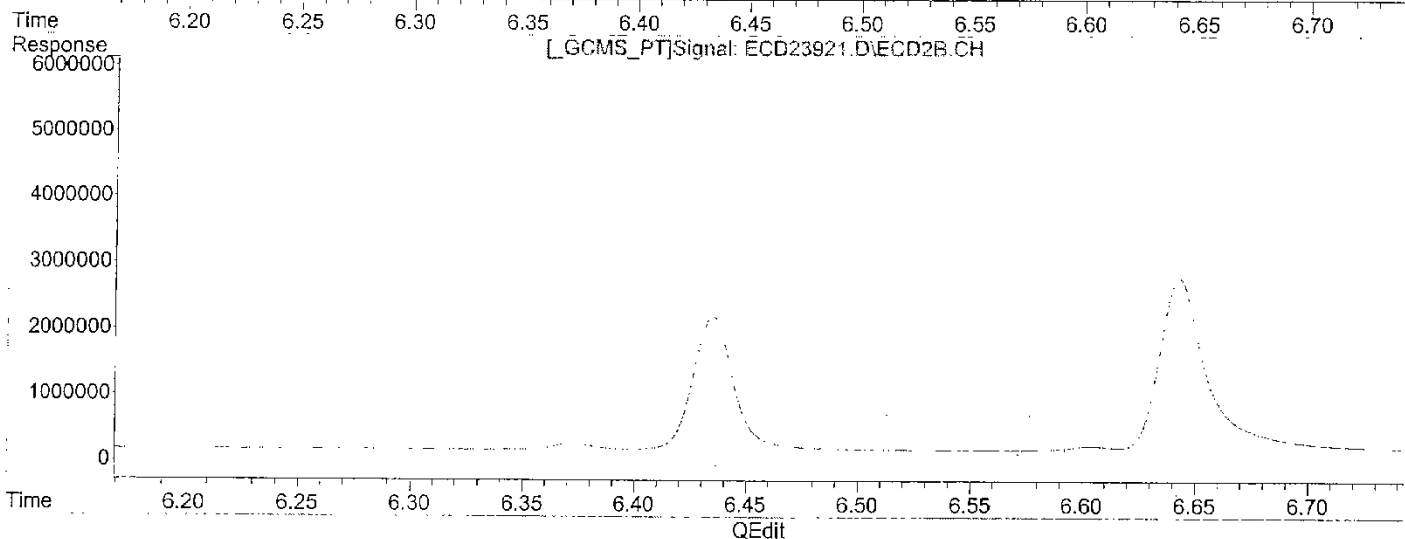
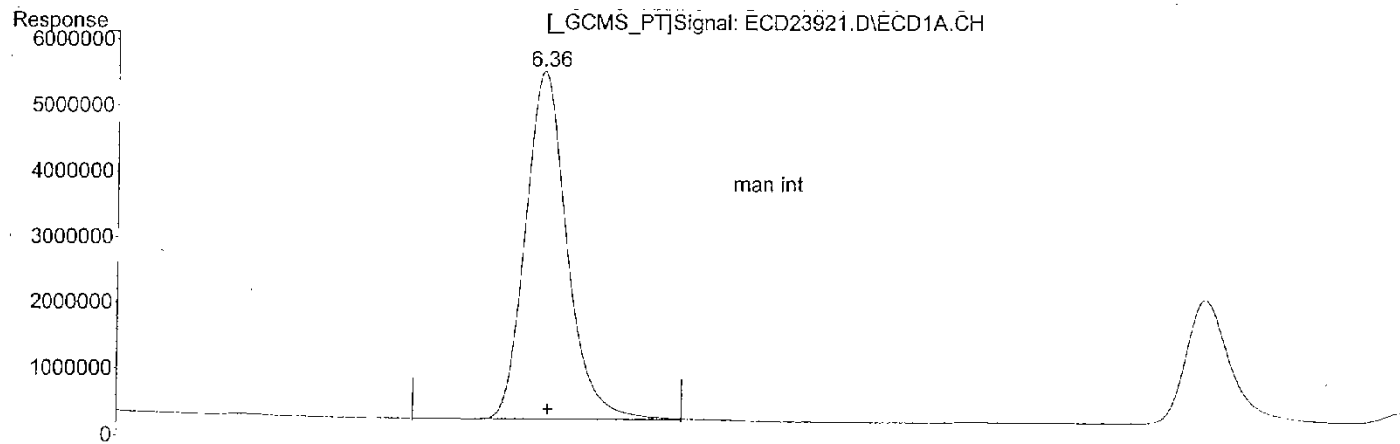


(5) gamma-BHC (Lindane) (M)
 6.36min 24.470ug/L
 response 85116035

(5) gamma-BHC (Lindane) #2 (M)
 7.34min 19.867ug/L
 response 42575012

Signal #1 : L:\DATA\070403_A\ECD23921.D\ECD1A.CH Vial: 21
 Signal #2 : L:\DATA\070403_A\ECD23921.D\ECD2B.CH
 Acq On : 4-3-2007 09:53:47 PM Operator: STM
 Sample : 580-5453-C-9-B MS Inst : SEA035
 Misc : BT=SEA03517226 Multiplr: 1.00
 IntFile Signal #1: AUTOINT1.E IntFile Signal #2: AUTOINT2.E
 Quant Time: Apr 4 10:03 2007 Quant Results File: 070313_8081.RES

Method : L:\METHODS\070313_8081.M (Chemstation Integrator)
 Title : 8081A Pesticides - Dual Column
 Last Update : Thu Mar 29 15:32:41 2007
 Response via : Multiple Level Calibration



(5) gamma-BHC (Lindane) (M)

6.36min 19.538ug/L m
 response 67960087

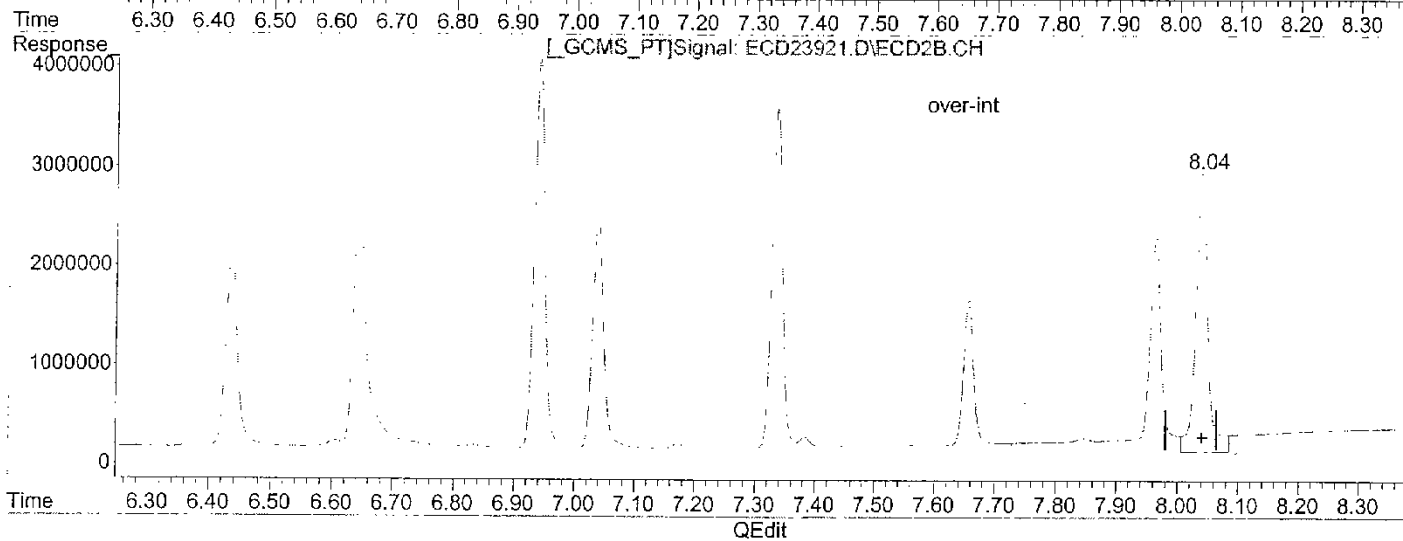
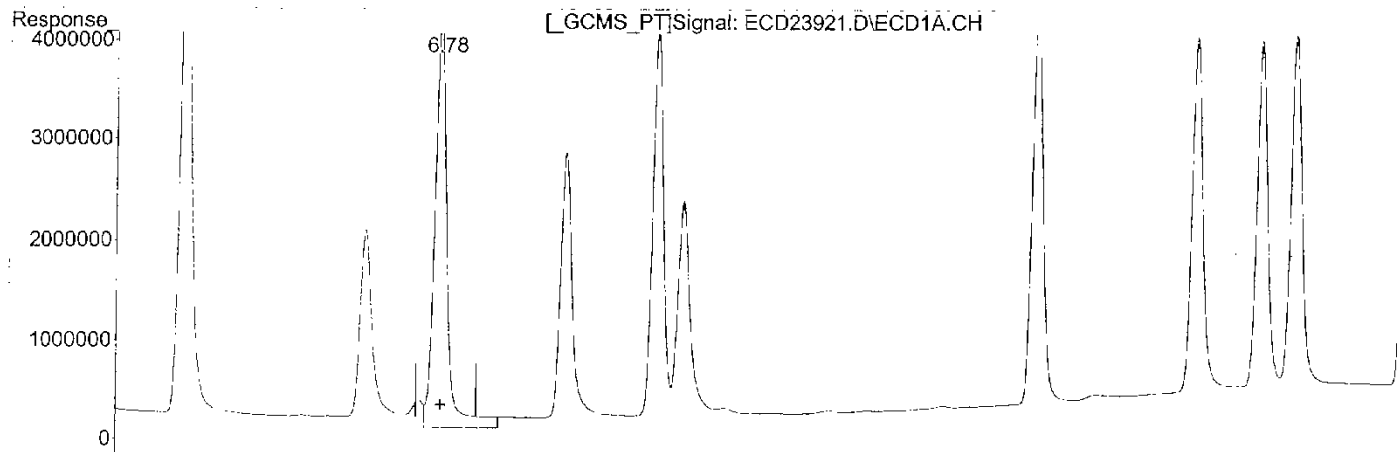
(5) gamma-BHC (Lindane) #2 (M)

7.34min 19.867ug/L
 response 42575012

(+) = Expected Retention Time

Signal #1 : L:\DATA\070403_A\ECD23921.D\ECD1A.CH Vial: 21
 Signal #2 : L:\DATA\070403_A\ECD23921.D\ECD2B.CH
 Acq On : 4-3-2007 09:53:47 PM Operator: STM
 Sample : 580-5453-C-9-B MS Inst : SEA035
 Misc : BT=SEA03517226 Multiplr: 1.00
 IntFile Signal #1: AUTOINT1.E IntFile Signal #2: AUTOINT2.E
 Quant Time: Apr 4 10:03 2007 Quant Results File: 070313_8081.RES

Method : L:\METHODS\070313_8081.M (Chemstation Integrator)
 Title : 8081A Pesticides - Dual Column
 Last Update : Thu Mar 29 15:32:41 2007
 Response via : Multiple Level Calibration

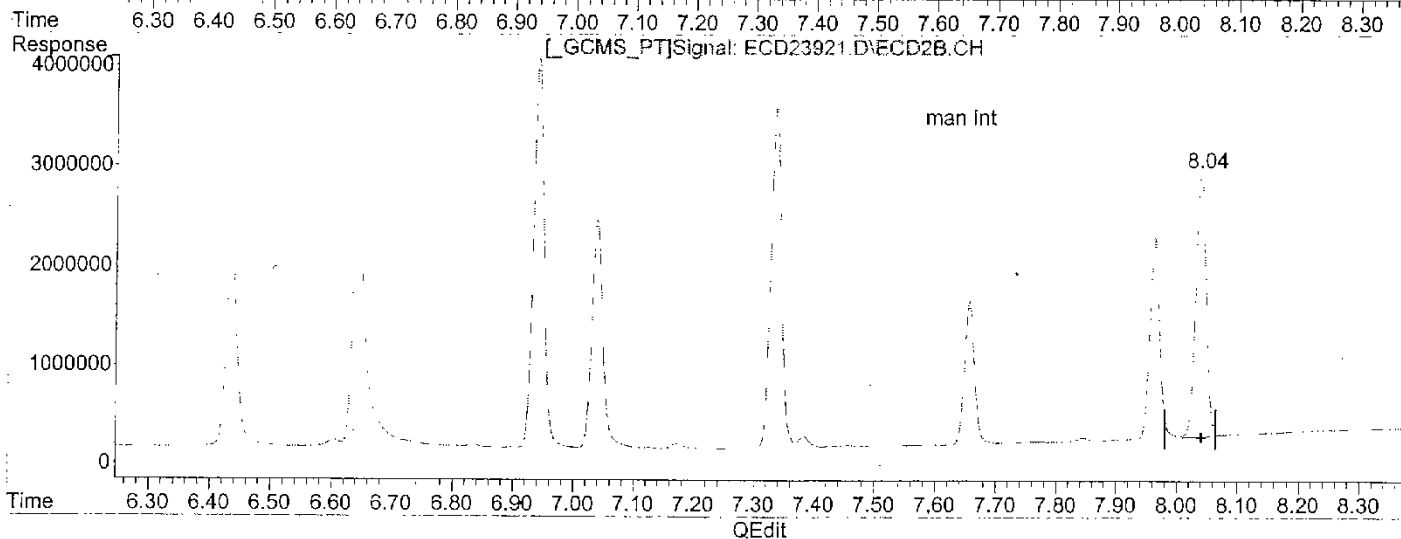
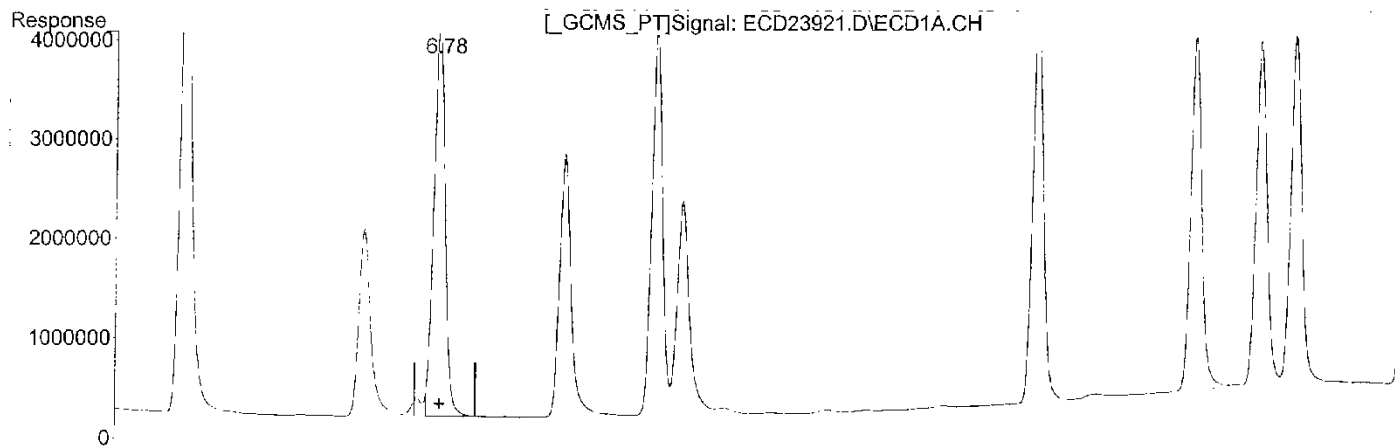


(8) Heptachlor (M)
 6.78min 19.189ug/L
 response 59201886

(8) Heptachlor #2 (M)
 8.04min 19.829ug/L
 response 39195426

Signal #1 : L:\DATA\070403_A\ECD23921.D\ECD1A.CH Vial: 21
 Signal #2 : L:\DATA\070403_A\ECD23921.D\ECD2B.CH
 Acq On : 4-3-2007 09:53:47 PM Operator: STM
 Sample : 580-5453-C-9-B MS Inst : SEA035
 Misc : BT=SEA03517226 Multiplr: 1.00
 IntFile Signal #1: AUTOINT1.E IntFile Signal #2: AUTOINT2.E
 Quant Time: Apr 4 10:03 2007 Quant Results File: 070313_8081.RES

Method : L:\METHODS\070313_8081.M (Chemstation Integrator)
 Title : 8081A Pesticides - Dual Column
 Last Update : Thu Mar 29 15:32:41 2007
 Response via : Multiple Level Calibration



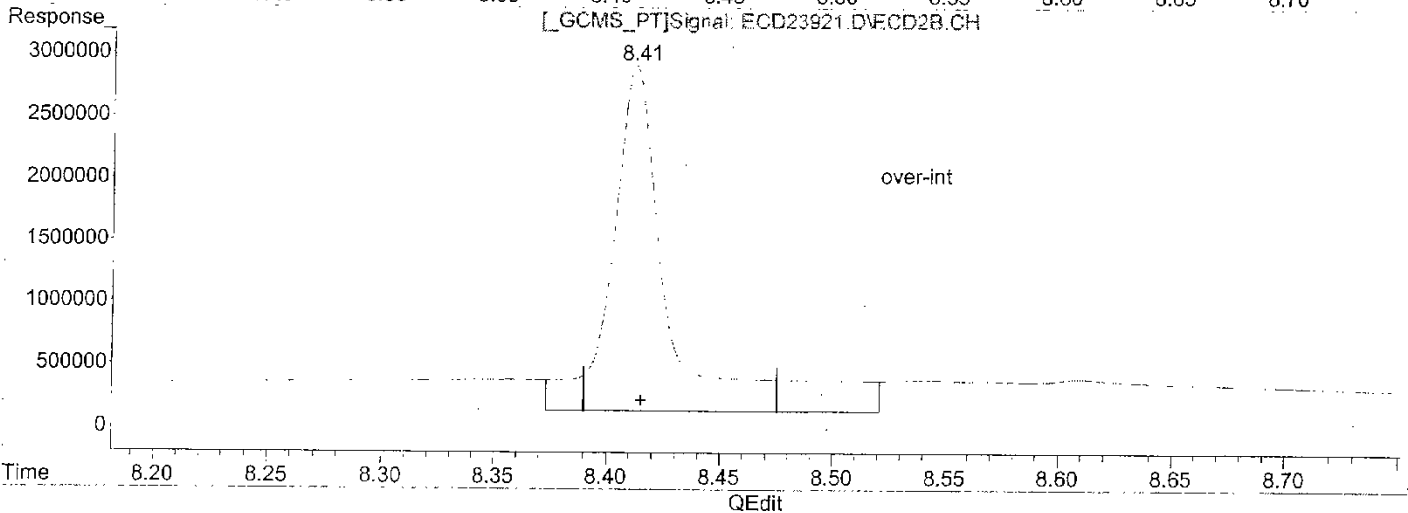
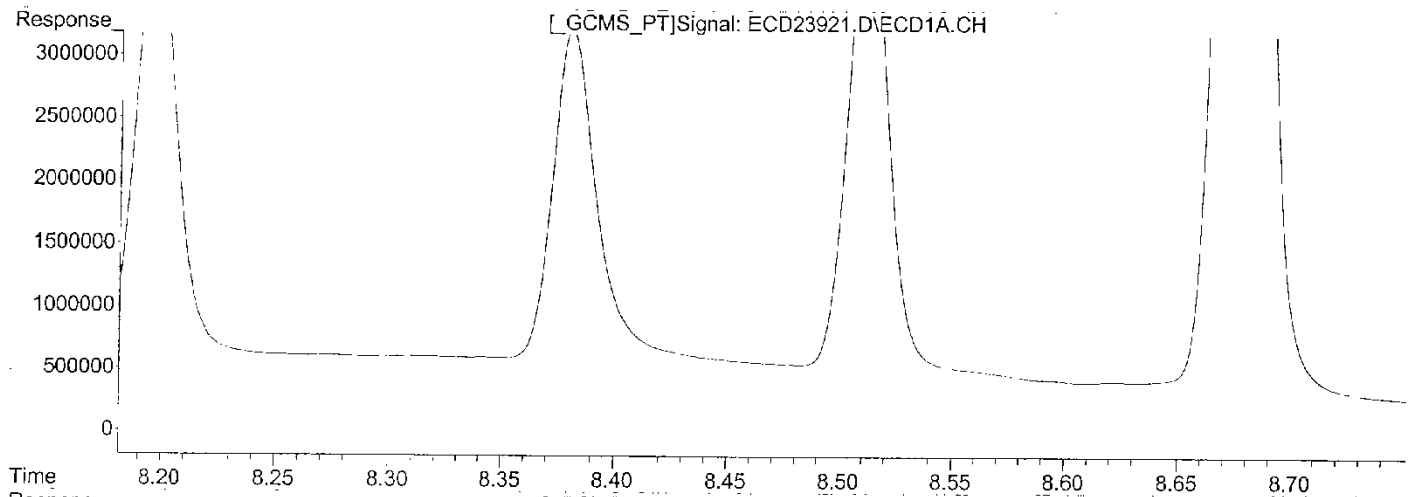
(8) Heptachlor (M)
 6.78min 16.441ug/L m
 response 50724663

(8) Heptachlor #2 (M)
 8.04min 16.117ug/L m
 response 31857966

(+) = Expected Retention Time

Signal #1 : L:\DATA\070403_A\ECD23921.D\ECD1A.CH Vial: 21
 Signal #2 : L:\DATA\070403_A\ECD23921.D\ECD2B.CH
 Acq On : 4-3-2007 09:53:47 PM Operator: STM
 Sample : 580-5453-C-9-B MS Inst : SEA035
 Misc : BT=SEA03517226 Multiplr: 1.00
 IntFile Signal #1: AUTOINT1.E IntFile Signal #2: AUTOINT2.E
 Quant Time: Apr 4 10:03 2007 Quant Results File: 070313_8081.RES

Method : L:\METHODS\070313_8081.M (Chemstation Integrator)
 Title : 8081A Pesticides - Dual Column
 Last Update : Thu Mar 29 15:32:41 2007
 Response via : Multiple Level Calibration

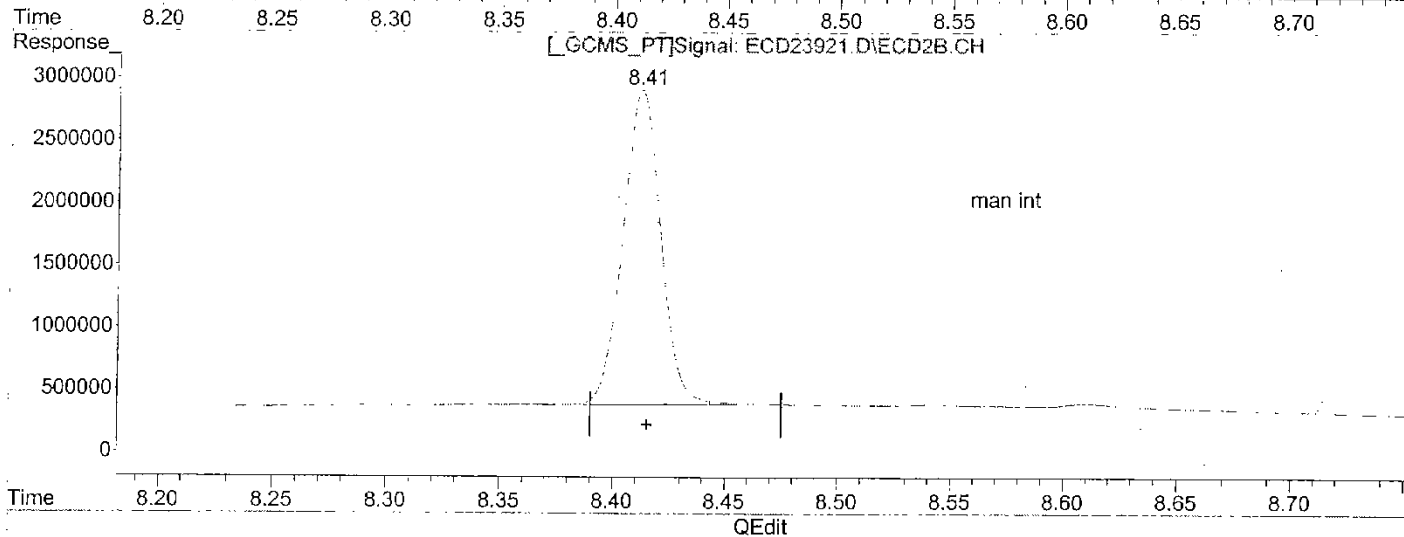
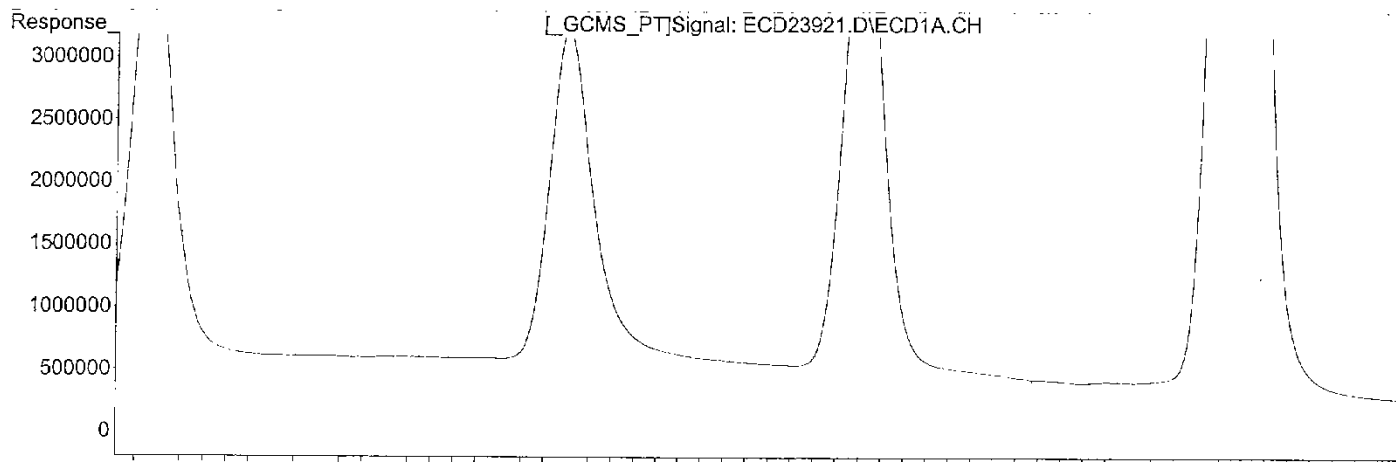


(9) Aldrin (M)
 7.14min 17.242ug/L
 response 52844394

(9) Aldrin #2 (M)
 8.41min 27.526ug/L
 response 51630809

Signal #1 : L:\DATA\070403_A\ECD23921.D\ECD1A.CH Vial: 21
 Signal #2 : L:\DATA\070403_A\ECD23921.D\ECD2B.CH
 Acq On : 4-3-2007 09:53:47 PM Operator: STM
 Sample : 580-5453-C-9-B MS Inst : SEA035
 Misc : BT=SEA03517226 Multiplr: 1.00
 IntFile Signal #1: AUTOINT1.E IntFile Signal #2: AUTOINT2.E
 Quant Time: Apr 4 10:03 2007 Quant Results File: 070313_8081.RES

Method : L:\METHODS\070313_8081.M (Chemstation Integrator)
 Title : 8081A Pesticides - Dual Column
 Last Update : Thu Mar 29 15:32:41 2007
 Response via : Multiple Level Calibration



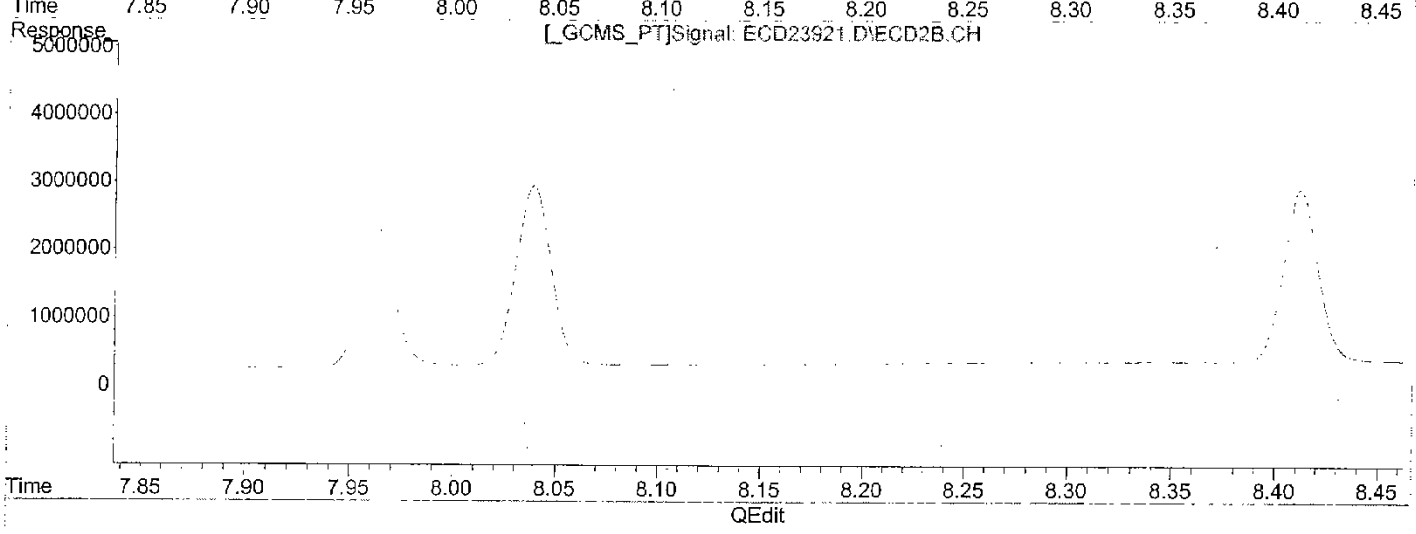
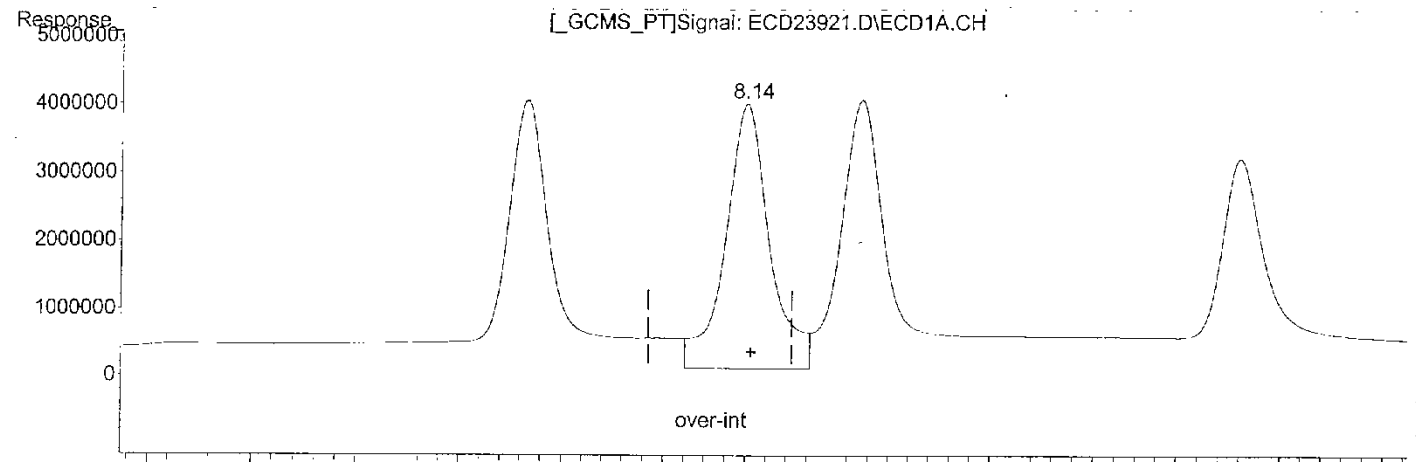
(9) Aldrin (M)
 7.14min 17.242ug/L
 response 52844394

(9) Aldrin #2 (M)
 8.41min 15.793ug/L m
 response 29622510

(+) = Expected Retention Time

Signal #1 : L:\DATA\070403_A\ECD23921.D\ECD1A.CH Vial: 21
 Signal #2 : L:\DATA\070403_A\ECD23921.D\ECD2B.CH
 Acq On : 4-3-2007 09:53:47 PM Operator: STM
 Sample : 580-5453-C-9-B MS Inst : SEA035
 Misc : BT=SEA03517226 Multiplr: 1.00
 IntFile Signal #1: AUTOINT1.E IntFile Signal #2: AUTOINT2.E
 Quant Time: Apr 4 10:03 2007 Quant Results File: 070313_8081.RES

Method : L:\METHODS\070313_8081.M (Chemstation Integrator)
 Title : 8081A Pesticides - Dual Column
 Last Update : Thu Mar 29 15:32:41 2007
 Response via : Multiple Level Calibration

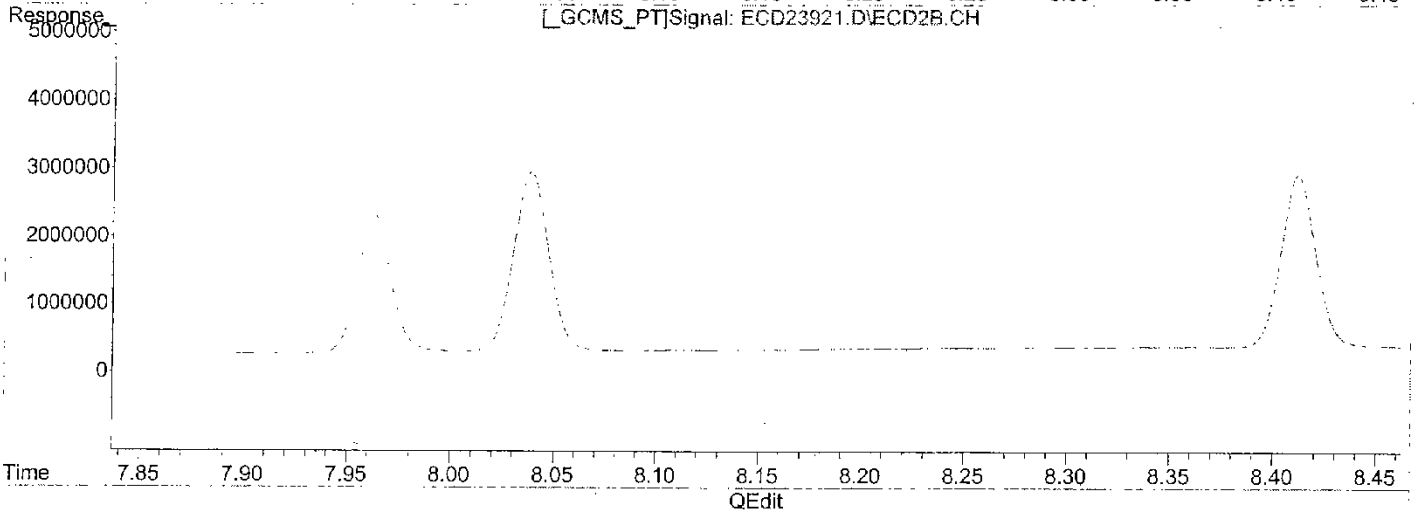
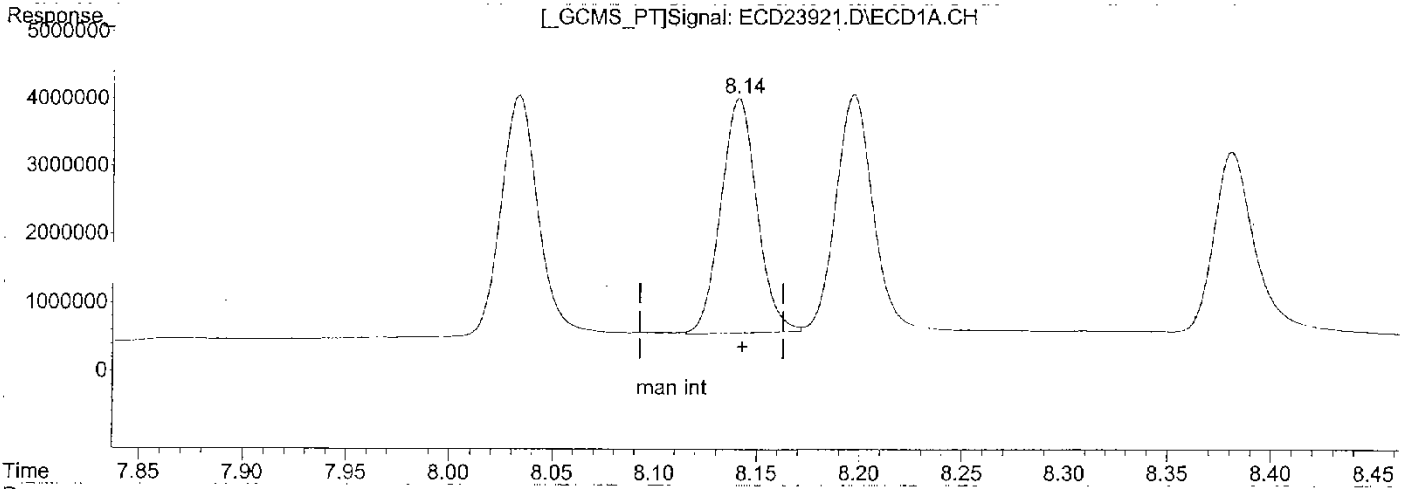


(12) alpha-Chlordane
 8.14min 22.852ug/L
 response 58664295

(12) alpha-Chlordane #2
 9.30min 16.295ug/L
 response 24226652

Signal #1 : L:\DATA\070403_A\ECD23921.D\ECD1A.CH Vial: 21
 Signal #2 : L:\DATA\070403_A\ECD23921.D\ECD2B.CH
 Acq On : 4-3-2007 09:53:47 PM Operator: STM
 Sample : 580-5453-C-9-B MS Inst : SEA035
 Misc : BT=SEA03517226 Multiplr: 1.00
 IntFile Signal #1: AUTOINT1.E IntFile Signal #2: AUTOINT2.E
 Quant Time: Apr 4 10:03 2007 Quant Results File: 070313_8081.RES

Method : L:\METHODS\070313_8081.M (Chemstation Integrator)
 Title : 8081A Pesticides - Dual Column
 Last Update : Thu Mar 29 15:32:41 2007
 Response via : Multiple Level Calibration



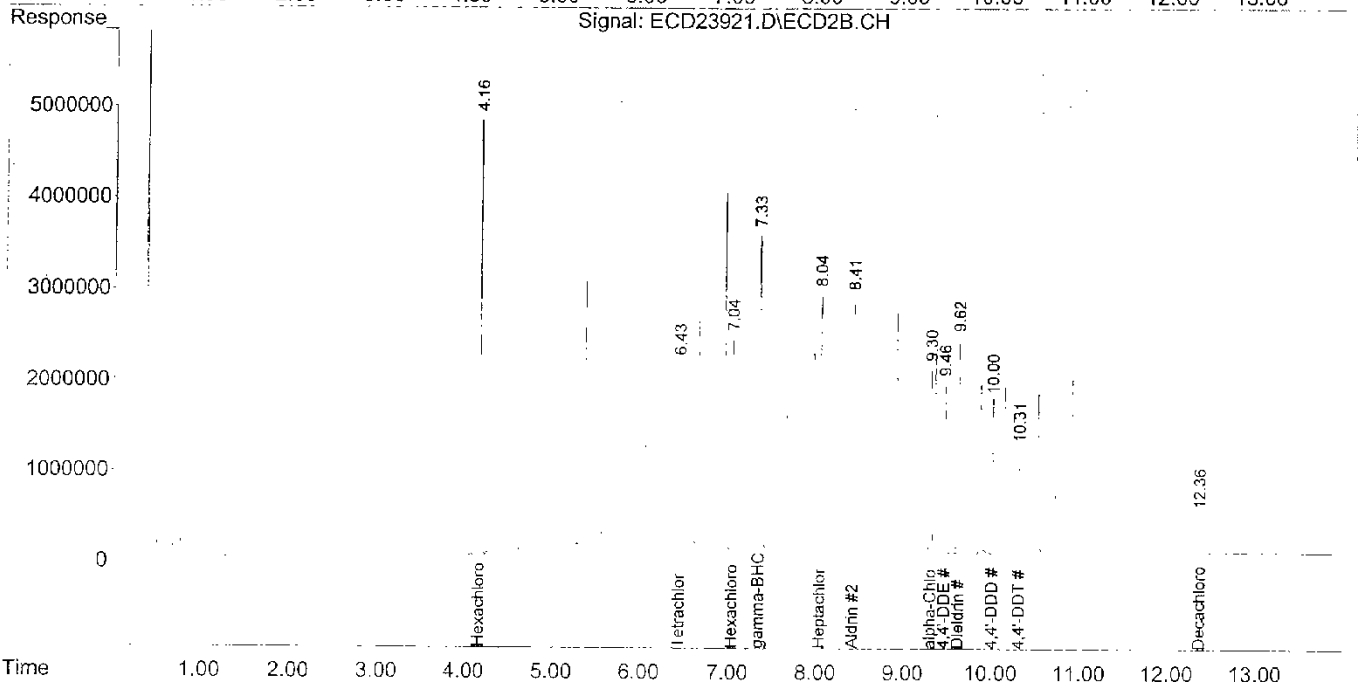
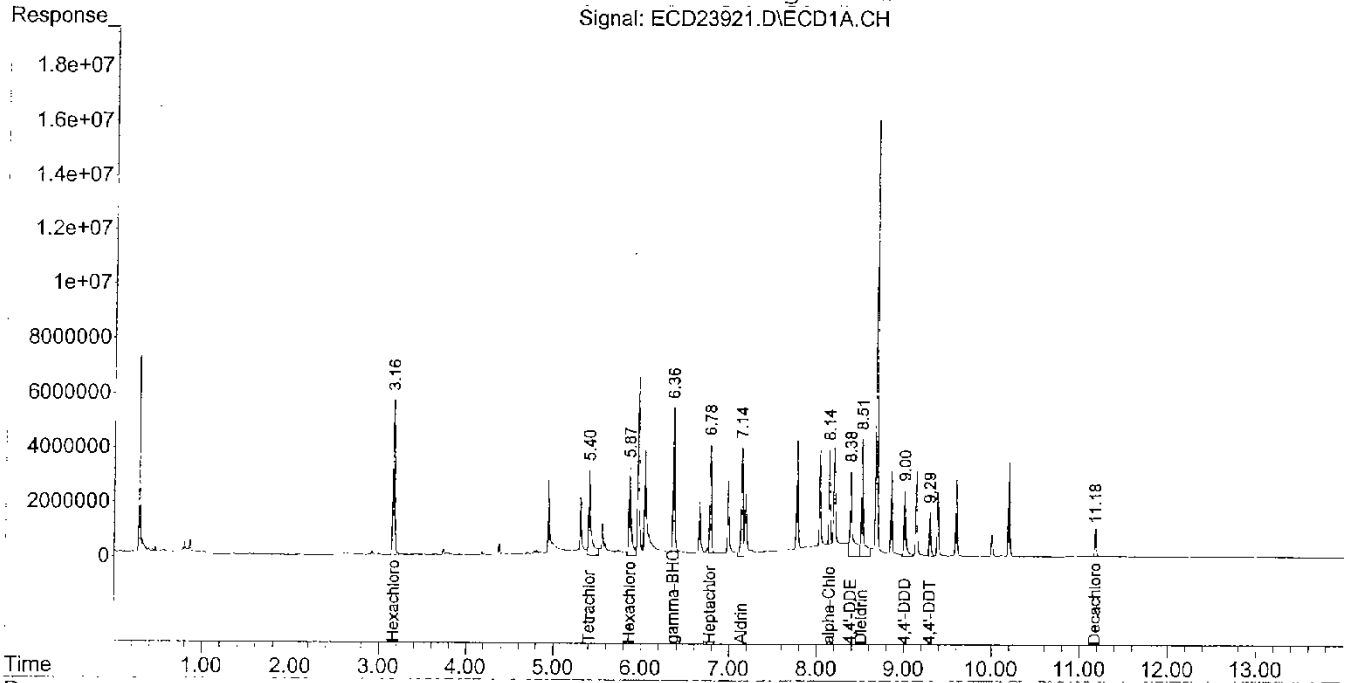
(12) alpha-Chlordane
 8.14min 16.450ug/L m
 response 42228275

(12) alpha-Chlordane #2
 9.30min 16.295ug/L
 response 24226852

Signal #1 : L:\DATA\070403_A\ECD23921.D\ECD1A.CH Vial: 21
 Signal #2 : L:\DATA\070403_A\ECD23921.D\ECD2B.CH
 Acq On : 4-3-2007 09:53:47 PM Operator: STM
 Sample : 580-5453-C-9-B MS Inst : SEA035
 Misc : BT=SEA03517226 Multiplr: 1.00
 IntFile Signal #1: AUTOINT1.E IntFile Signal #2: AUTOINT2.E
 Quant Time: Apr 4 16:42 2007 Quant Results File: 070313_8081.RES

Quant Method : L:\METHODS\070313_8081.M (Chemstation Integrator)
 Title : 8081A Pesticides - Dual Column
 Last Update : Thu Mar 29 15:32:41 2007
 Response via : Multiple Level Calibration
 DataAcq Meth : PEST.M

Volume Inj. : 1.0 ul
 Signal #1 Phase : RTX-CLPesticides Signal #2 Phase: RTX-CLPesticides 2
 Signal #1 Info : Signal #2 Info :



Signal #1 : L:\DATA\070403_A\ECD23921.D\ECD1A.CH Vial: 21
Signal #2 : L:\DATA\070403_A\ECD23921.D\ECD2B.CH
Acq On : 4-3-2007 09:53:47 PM Operator: STM
Sample : 580-5453-C-9-B MS Inst : SEA035
Misc : BT=SEA03517226 Multiplr: 1.00
IntFile Signal #1: AUTOINT1.E IntFile Signal #2: AUTOINT2.E
Quant Time: Apr 04 10:03:49 2007 Quant Results File: 070313_8081.RES

Quant Method : L:\METHODS\070313_8081.M (Chemstation Integrator)
Title : 8081A Pesticides - Dual Column
Last Update : Thu Mar 29 15:32:41 2007
Response via : Initial Calibration
DataAcq Meth : PEST.M

Volume Inj. : 1.0 ul
Signal #1 Phase : RTX-CLPesticides Signal #2 Phase: RTX-CLPesticides 2
Signal #1 Info : Signal #2 Info :

Table with 7 columns: Compound, RT#1, RT#2, Resp#1, Resp#2, ug/L, ug/L. Includes System Monitoring Compounds like SR Tetrachloro-m-xy and SR Decachlorobiphen.

Target Compounds

Table with 7 columns: Compound, RT#1, RT#2, Resp#1, Resp#2, ug/L, ug/L. Lists target compounds like Hexachlorobutadi, alpha-BHC, gamma-BHC, etc., with handwritten NTA annotations.

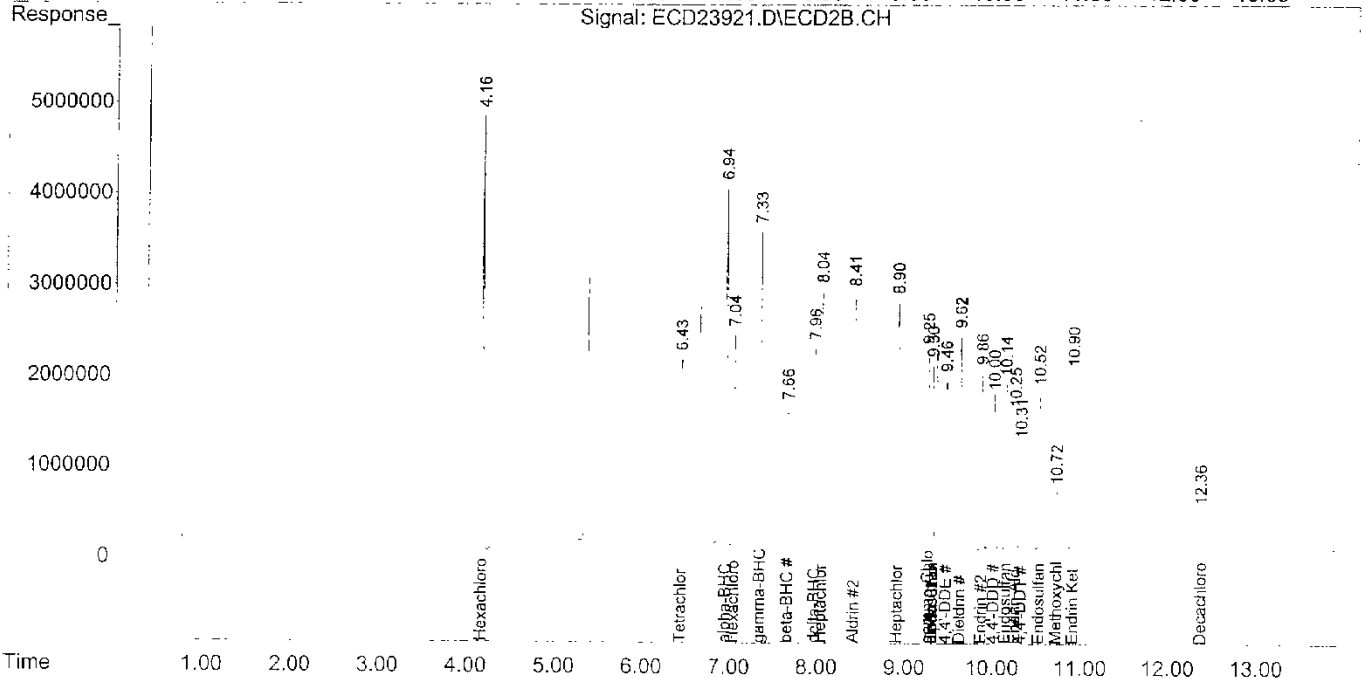
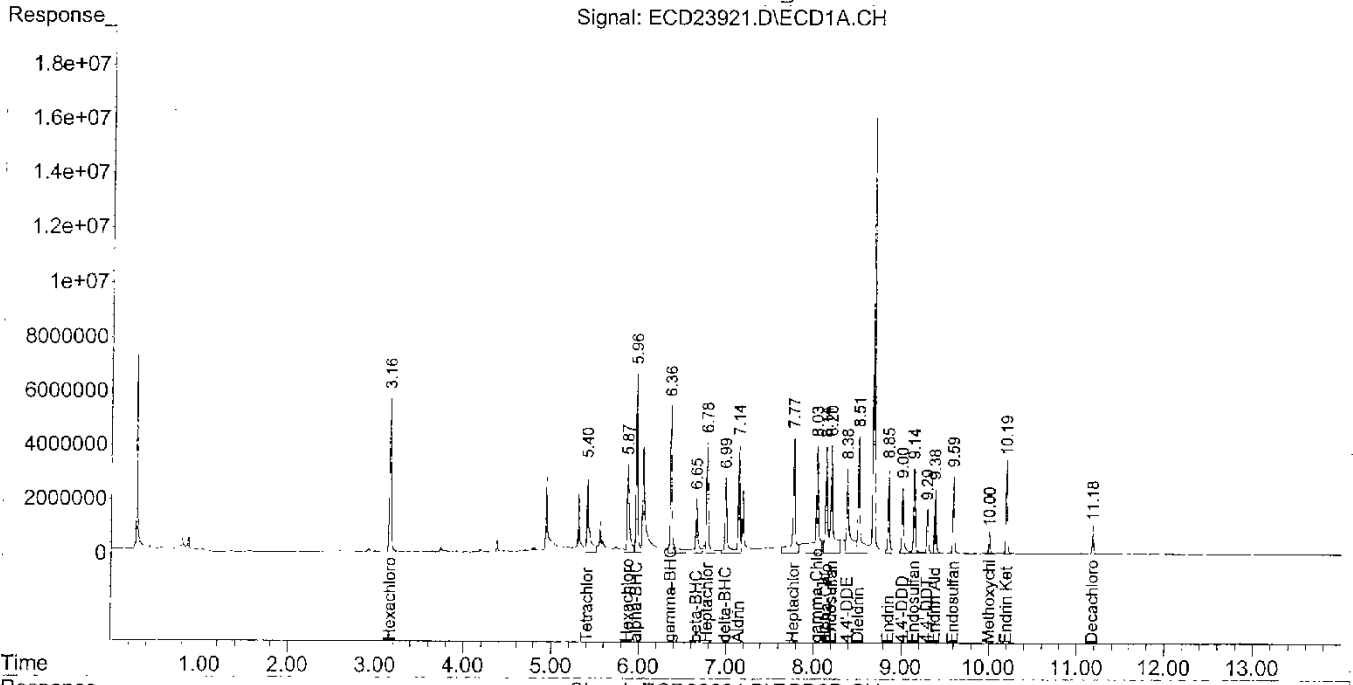
Data File Name ECD23921.D
Sample Name 580-5453-C-9-B MS
RT STD File Name ECD22089.D

Name	Column #1			Column #2		
	Ret Time	Std RT	PASS	Ret Time	Std RT	PASS
Hexachlorobutadiene	3.160	3.160	PASS	4.160	4.160	PASS
Tetrachloro-m-xylene (S)	5.403	5.403	PASS	6.435	6.435	PASS
alpha-BHC	5.965	5.965	PASS	6.940	6.941	PASS
Hexachlorobenzene	5.868	5.868	PASS	7.038	7.039	PASS
gamma-BHC (Lindane)	6.359	6.359	PASS	7.335	7.336	PASS
beta-BHC	6.655	6.657	PASS	7.656	7.657	PASS
delta-BHC	6.986	6.988	PASS	7.963	7.965	PASS
Heptachlor	6.777	6.777	PASS	8.039	8.040	PASS
Aldrin	7.138	7.139	PASS	8.412	8.414	PASS
Heptachlor Epoxide	7.770	7.771	PASS	8.904	8.905	PASS
gamma-Chlordane	8.033	8.034	PASS	9.250	9.251	PASS
alpha-Chlordane	8.141	8.141	PASS	9.303	9.304	PASS
Endosulfan I	8.197	8.198	PASS	9.303	9.304	PASS
4,4'-DDE	8.381	8.383	PASS	9.461	9.462	PASS
Dieldrin	8.512	8.513	PASS	9.621	9.622	PASS
Endrin	8.849	8.850	PASS	9.865	9.865	PASS
4,4'-DDD	9.005	9.007	PASS	10.004	10.005	PASS
Endosulfan II	9.140	9.140	PASS	10.139	10.139	PASS
4,4'-DDT	9.292	9.294	PASS	10.310	10.311	PASS
Endrin Aldehyde	9.380	9.382	PASS	10.247	10.248	PASS
Endosulfan Sulfate	9.592	9.592	PASS	10.520	10.520	PASS
Methoxychlor	10.000	10.001	PASS	10.716	10.717	PASS
Endrin Ketone	10.194	10.195	PASS	10.905	10.906	PASS
Decachlorobiphenyl (S)	11.178	11.179	PASS	12.363	12.364	PASS

Signal #1 : L:\DATA\070403_A\ECD23921.D\ECD1A.CH Vial: 21
Signal #2 : L:\DATA\070403_A\ECD23921.D\ECD2B.CH
Acq On : 4-3-2007 09:53:47 PM Operator: STM
Sample : 580-5453-C-9-B MS Inst : SEA035
Misc : BT=SEA03517226 Multiplr: 1.00
IntFile Signal #1: AUTOINT1.E IntFile Signal #2: AUTOINT2.E
Quant Time: Apr 4 10:03 2007 Quant Results File: 070313_8081.RES

Quant Method : L:\METHODS\070313_8081.M (Chemstation Integrator)
Title : 8081A Pesticides - Dual Column
Last Update : Thu Mar 29 15:32:41 2007
Response via : Multiple Level Calibration
DataAcq Meth : PEST.M

Volume Inj. : 1.0 ul
Signal #1 Phase : RTX-CLPesticides Signal #2 Phase: RTX-CLPesticides 2
Signal #1 Info : Signal #2 Info :



Signal #1 : L:\DATA\070403_A\ECD23922.D\ECD1A.CH Vial: 22
Signal #2 : L:\DATA\070403_A\ECD23922.D\ECD2B.CH
Acq On : 03 Apr 2007 10:13 pm Operator: STM
Sample : 580-5453-C-9-C MSD Inst : SEA035
Misc : BT=SEA03517226 Multiplr: 1.00
IntFile Signal #1: AUTOINT1.E IntFile Signal #2: AUTOINT2.E
Quant Time: Apr 04 10:03:57 2007 Quant Results File: 070313_8081.RES

Quant Method : L:\METHODS\070313_8081.M (Chemstation Integrator)
Title : 8081A Pesticides - Dual Column
Last Update : Thu Mar 29 15:32:41 2007
Response via : Initial Calibration
DataAcq Meth : PEST.M

Volume Inj. : 1.0 ul
Signal #1 Phase : RTX-CLPesticides Signal #2 Phase: RTX-CLPesticides 2
Signal #1 Info : Signal #2 Info :

Compound RT#1 RT#2 Resp#1 Resp#2 ug/L ug/L

System Monitoring Compounds

Table with 7 columns: Compound, RT#1, RT#2, Resp#1, Resp#2, ug/L, ug/L. Rows include SR Tetrachloro-m-xy and SR Decachlorobiphen with associated spiked amounts and recovery percentages.

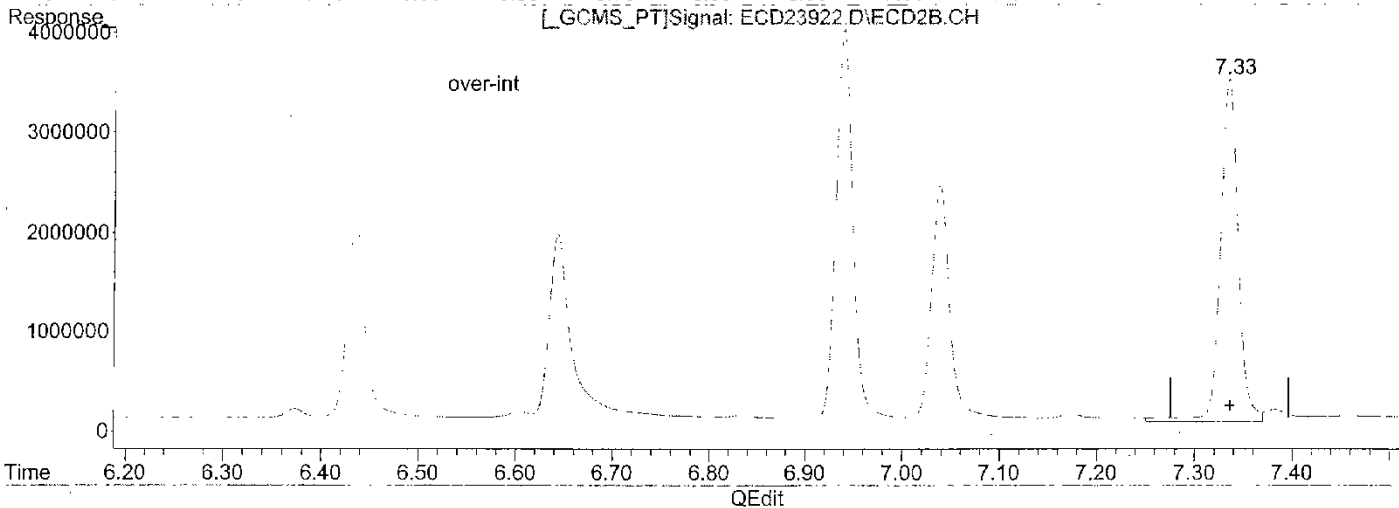
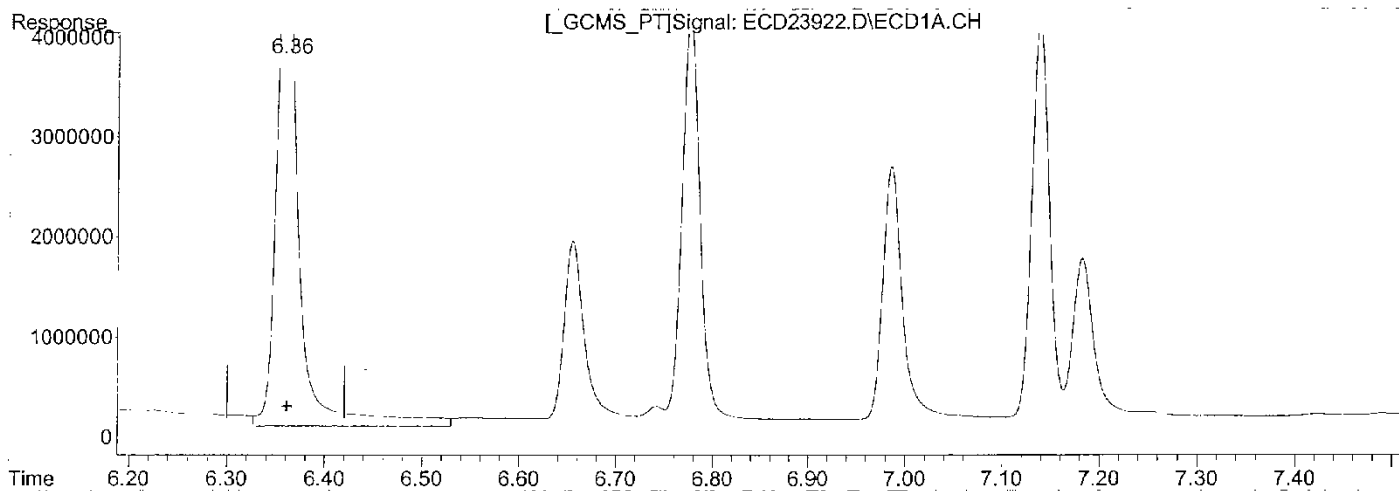
Target Compounds

Table with 7 columns: Compound, RT#1, RT#2, Resp#1, Resp#2, ug/L, ug/L. Lists various pesticides like Hexachlorobutadi, alpha-BHC, gamma-BHC, etc., with their respective retention times and detection results.

Handwritten signature/initials: STM 4/4/07

Signal #1 : L:\DATA\070403_A\ECD23922.D\ECD1A.CH Vial: 22
 Signal #2 : L:\DATA\070403_A\ECD23922.D\ECD2B.CH
 Acq On : 03 Apr 2007 10:13 pm Operator: STM
 Sample : 580-5453-C-9-C MSD Inst : SEA035
 Misc : BT=SEA03517226 Multiplr: 1.00
 IntFile Signal #1: AUTOINT1.E IntFile Signal #2: AUTOINT2.E
 Quant Time: Apr 4 10:03 2007 Quant Results File: 070313_8081.RES

Method : L:\METHODS\070313_8081.M (Chemstation Integrator)
 Title : 8081A Pesticides - Dual Column
 Last Update : Thu Mar 29 15:32:41 2007
 Response via : Multiple Level Calibration



(5) gamma-BHC (Lindane) (M)

6.36min 22.790ug/L

response 79272212

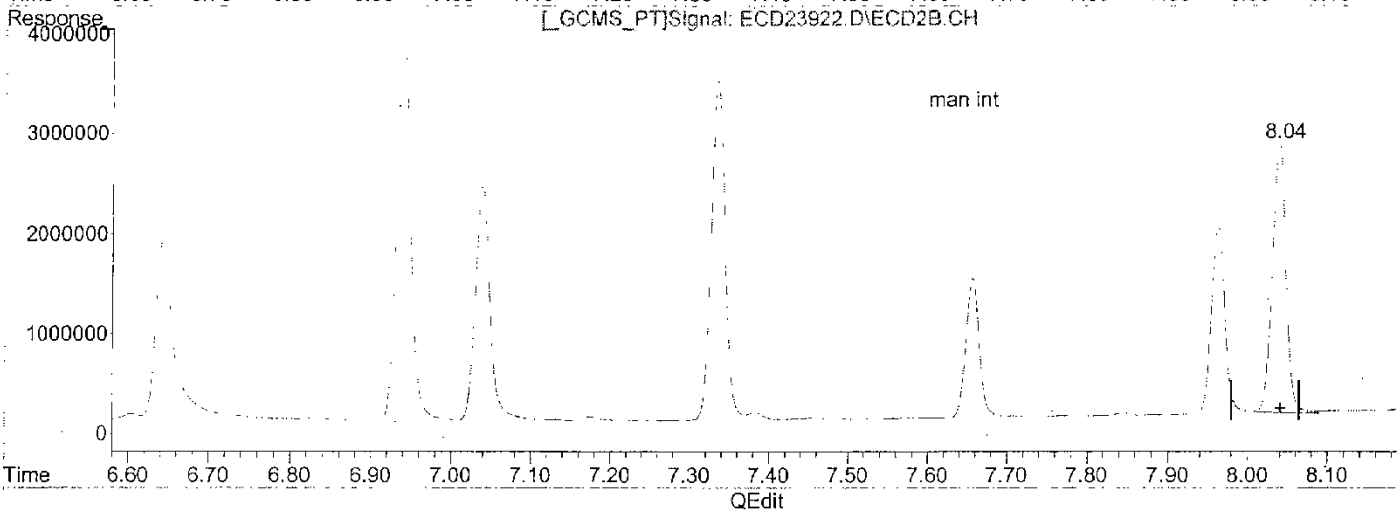
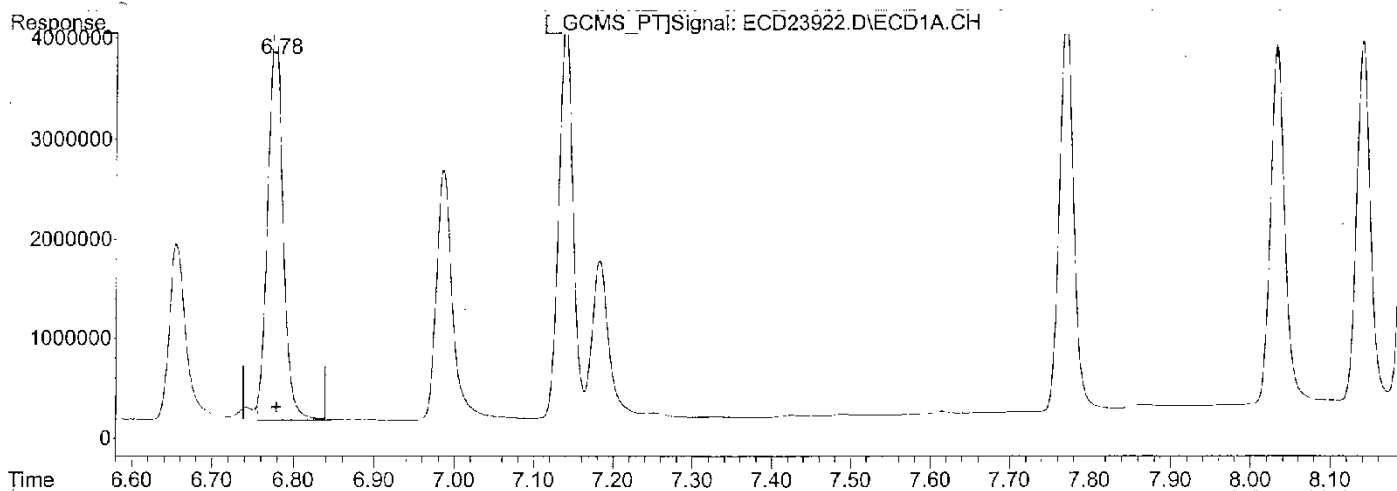
(5) gamma-BHC (Lindane) #2 (M)

7.34min 20.656ug/L

response 44267441

Signal #1 : L:\DATA\070403_A\ECD23922.D\ECD1A.CH Vial: 22
 Signal #2 : L:\DATA\070403_A\ECD23922.D\ECD2B.CH
 Acq On : 03 Apr 2007 10:13 pm Operator: STM
 Sample : 580-5453-C-9-C MSD Inst : SEA035
 Misc : BT=SEA03517226 Multiplr: 1.00
 IntFile Signal #1: AUTOINT1.E IntFile Signal #2: AUTOINT2.E
 Quant Time: Apr 4 10:03 2007 Quant Results File: 070313_8081.RES

Method : L:\METHODS\070313_8081.M (Chemstation Integrator)
 Title : 8081A Pesticides - Dual Column
 Last Update : Thu Mar 29 15:32:41 2007
 Response via : Multiple Level Calibration

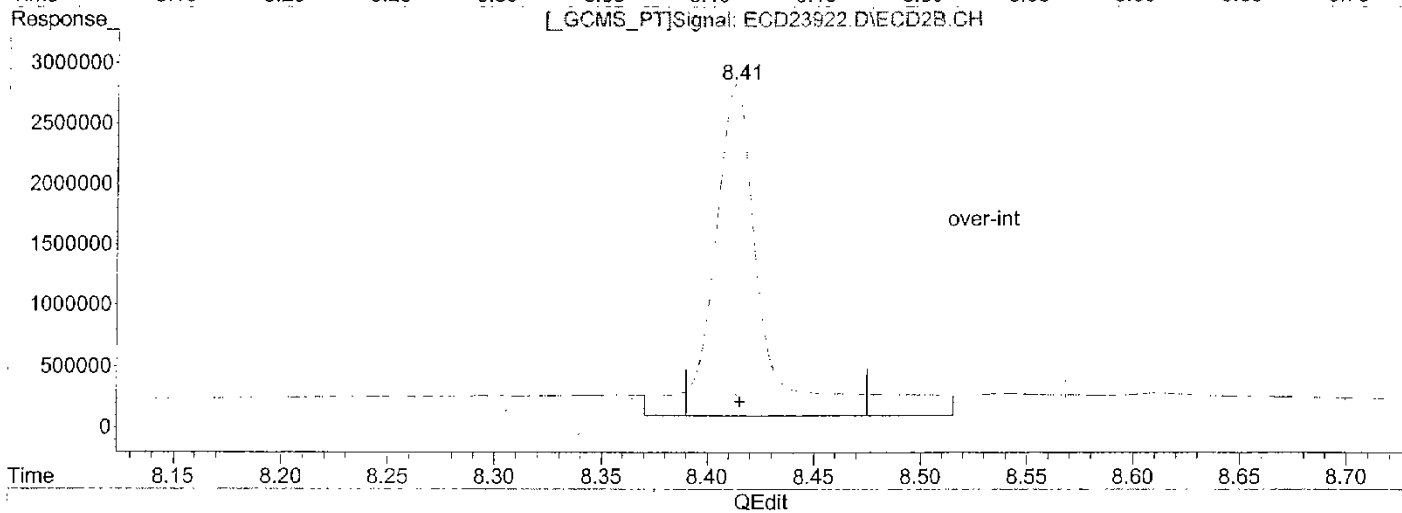
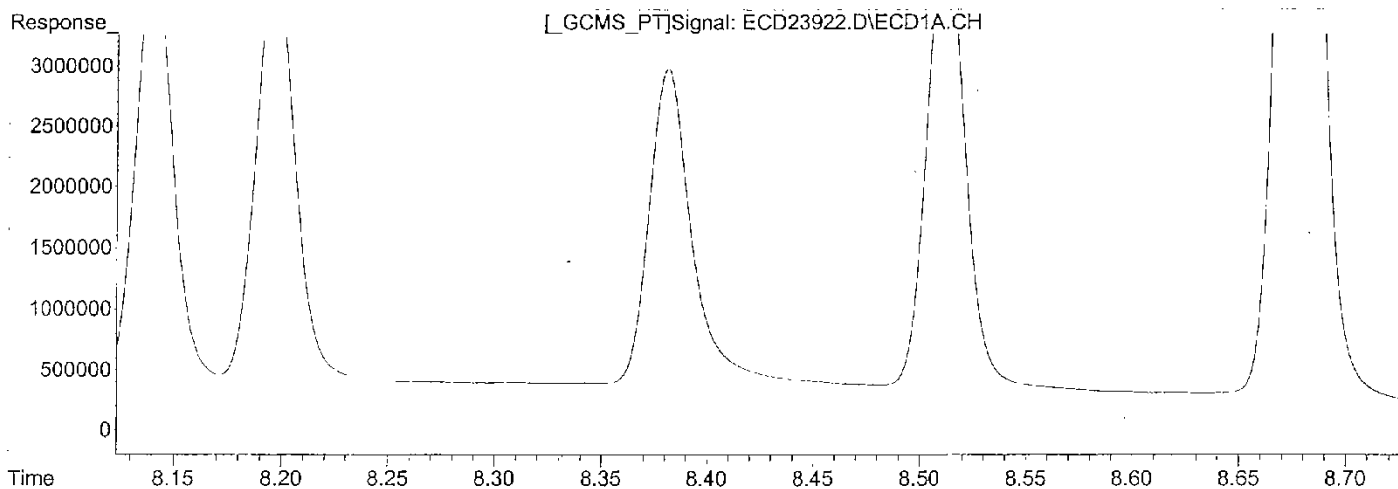


(8) Heptachlor (M)
 6.78min 16.685ug/L m
 response 51478092

(8) Heptachlor #2 (M)
 8.04min 16.243ug/L m
 response 32106843

Signal #1 : L:\DATA\070403_A\ECD23922.D\ECD1A.CH Vial: 22
 Signal #2 : L:\DATA\070403_A\ECD23922.D\ECD2B.CH
 Acq On : 03 Apr 2007 10:13 pm Operator: STM
 Sample : 580-5453-C-9-C MSD Inst : SEA035
 Misc : BT=SEA03517226 Multiplr: 1.00
 IntFile Signal #1: AUTOINT1.E IntFile Signal #2: AUTOINT2.E
 Quant Time: Apr 4 10:03 2007 Quant Results File: 070313_8081.RES

Method : L:\METHODS\070313_8081.M (Chemstation Integrator)
 Title : 8081A Pesticides - Dual Column
 Last Update : Thu Mar 29 15:32:41 2007
 Response via : Multiple Level Calibration

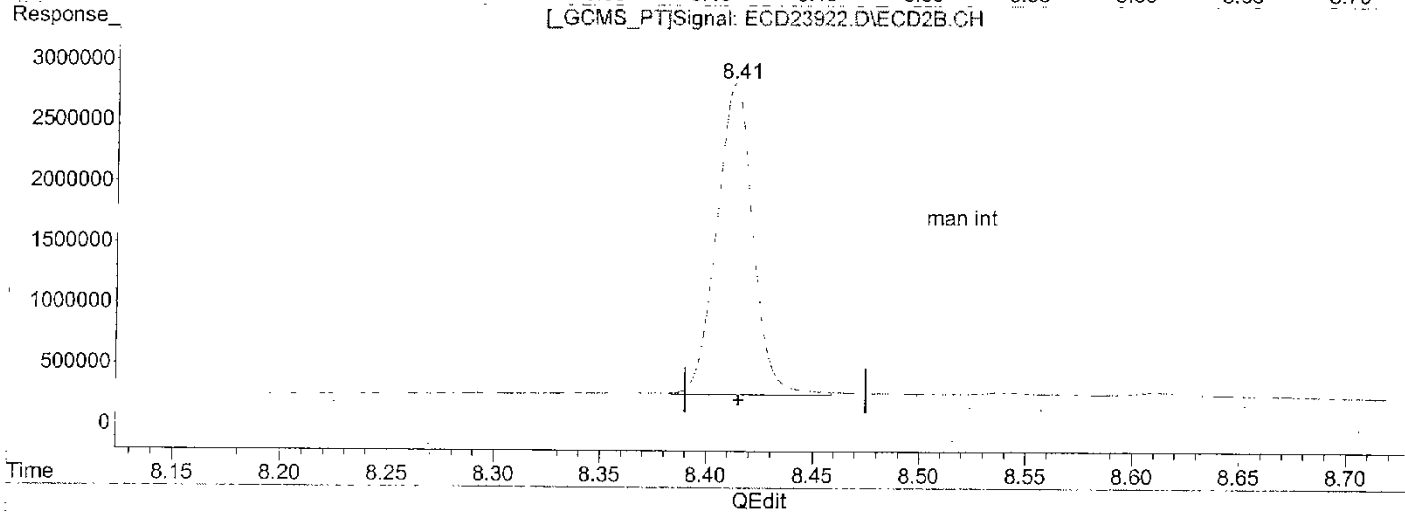
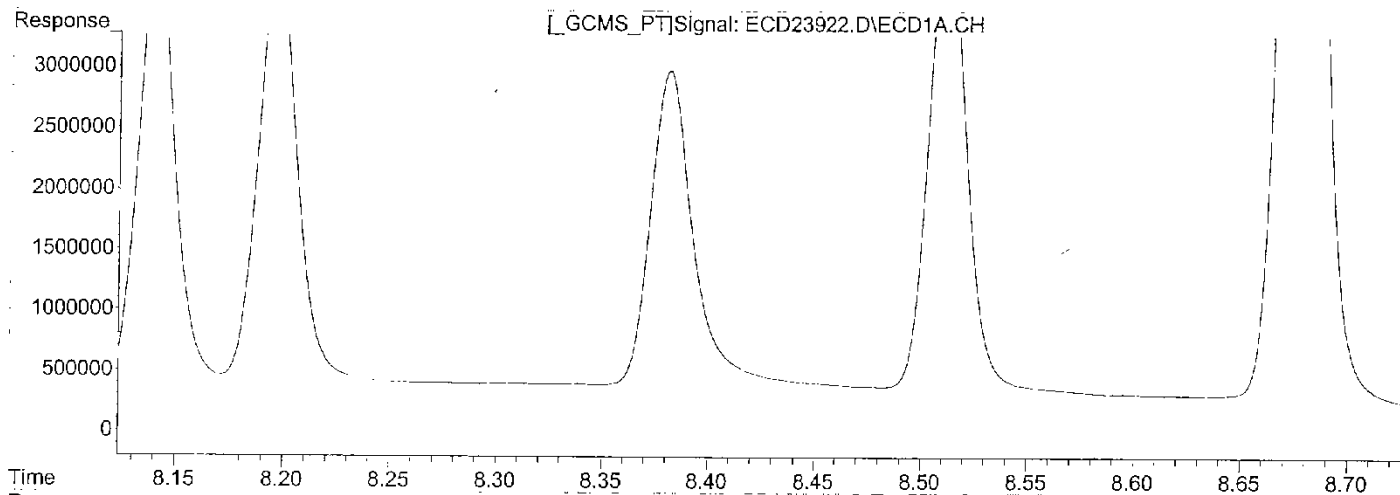


(9) Aldrin (M)
 7.14min 17.182ug/L
 response 52661213

(9) Aldrin #2 (M)
 8.41min 23.839ug/L
 response 44713918

Signal #1 : L:\DATA\070403_A\ECD23922.D\ECD1A.CH Vial: 22
 Signal #2 : L:\DATA\070403_A\ECD23922.D\ECD2B.CH
 Acq On : 03 Apr 2007 10:13 pm Operator: STM
 Sample : 580-5453-C-9-C MSD Inst : SEA035
 Misc : BT=SEA03517226 Multiplr: 1.00
 IntFile Signal #1: AUTOINT1.E IntFile Signal #2: AUTOINT2.E
 Quant Time: Apr 4 10:03 2007 Quant Results File: 070313_8081.RES

Method : L:\METHODS\070313_8081.M (Chemstation Integrator)
 Title : 8081A Pesticides - Dual Column
 Last Update : Thu Mar 29 15:32:41 2007
 Response via : Multiple Level Calibration



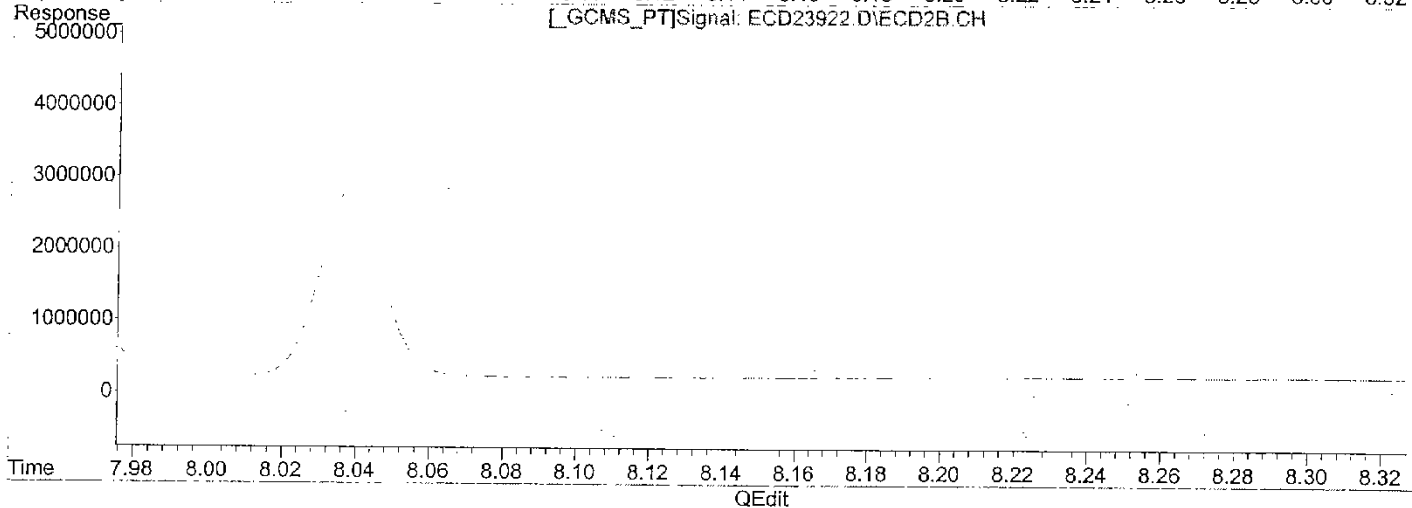
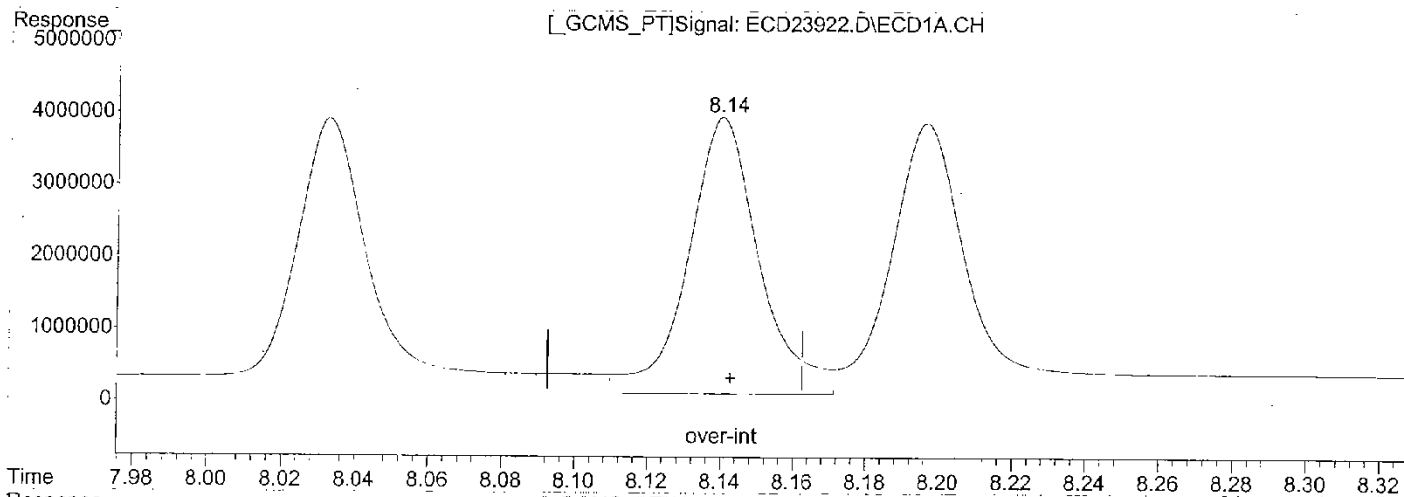
(9) Aldrin (M)
 7.14min 17.182ug/L
 response 52661213

(9) Aldrin #2 (M)
 8.41min 16.233ug/L m
 response 30447851

(+) = Expected Retention Time

Signal #1 : L:\DATA\070403_A\ECD23922.D\ECD1A.CH Vial: 22
 Signal #2 : L:\DATA\070403_A\ECD23922.D\ECD2B.CH
 Acq On : 03 Apr 2007 10:13 pm Operator: STM
 Sample : 580-5453-C-9-C MSD Inst : SEA035
 Misc : BT=SEA03517226 Multiplr: 1.00
 IntFile Signal #1: AUTOINT1.E IntFile Signal #2: AUTOINT2.E
 Quant Time: Apr 4 10:03 2007 Quant Results File: 070313_8081.RES

Method : L:\METHODS\070313_8081.M (Chemstation Integrator)
 Title : 8081A Pesticides - Dual Column
 Last Update : Thu Mar 29 15:32:41 2007
 Response via : Multiple Level Calibration

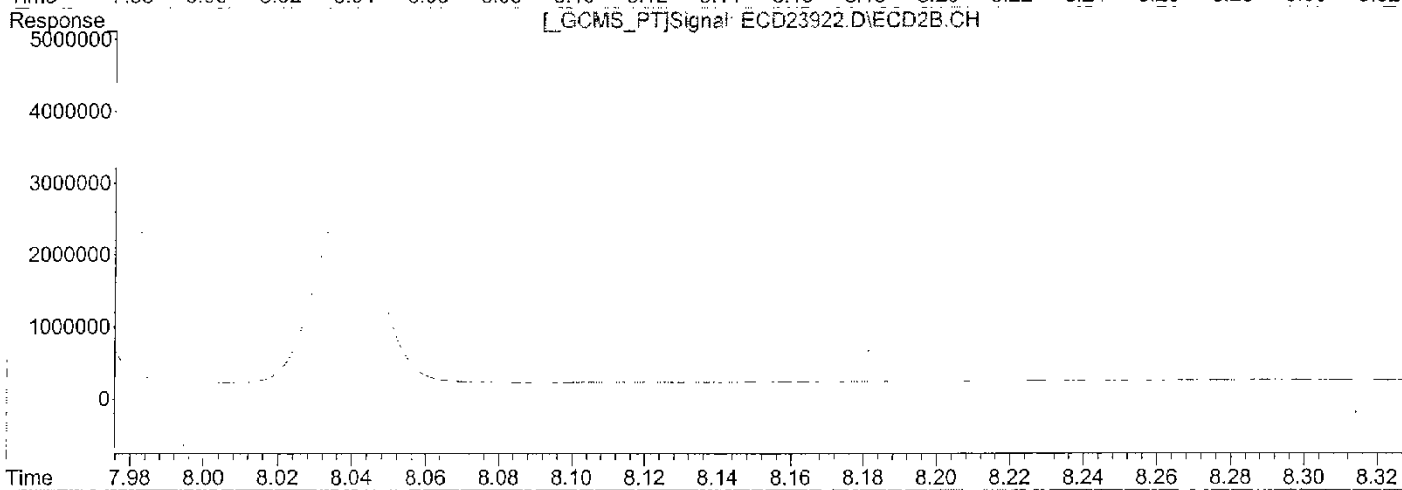
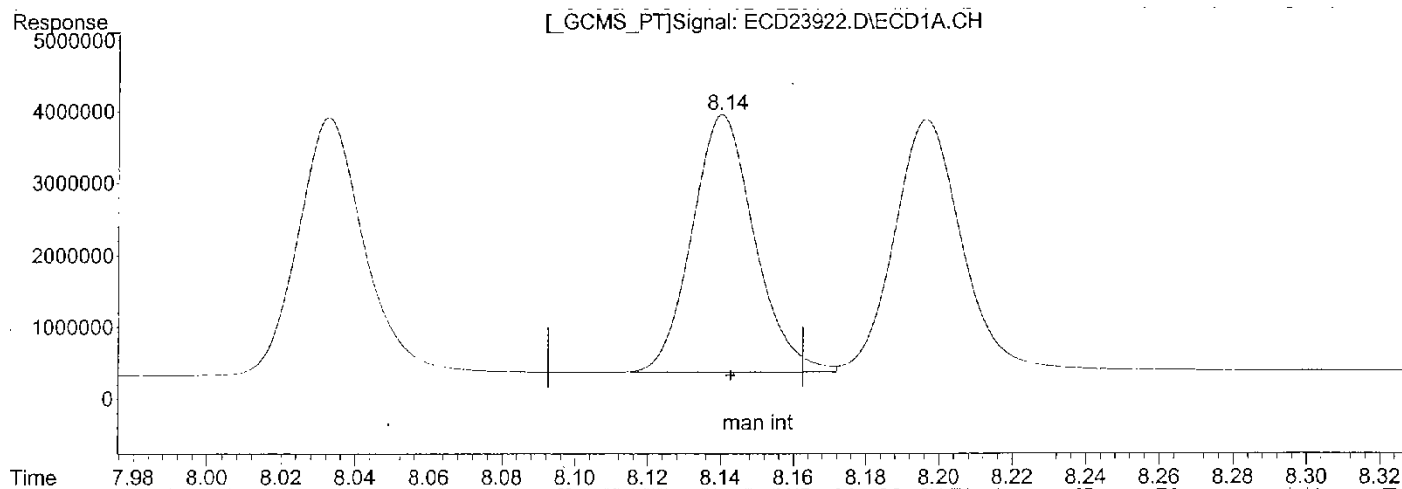


(12) alpha-Chlordane
 8.14min 20.346ug/L
 response 52229219

(12) alpha-Chlordane #2
 9.30min 16.253ug/L
 response 24163642

Signal #1 : L:\DATA\070403_A\ECD23922.D\ECD1A.CH Vial: 22
 Signal #2 : L:\DATA\070403_A\ECD23922.D\ECD2B.CH
 Acq On : 03 Apr 2007 10:13 pm Operator: STM
 Sample : 580-5453-C-9-C MSD Inst : SEA035
 Misc : BT=SEA03517226 Multiplr: 1.00
 IntFile Signal #1: AUTOINT1.E IntFile Signal #2: AUTOINT2.E
 Quant Time: Apr 4 10:03 2007 Quant Results File: 070313_8081.RES

Method : L:\METHODS\070313_8081.M (Chemstation Integrator)
 Title : 8081A Pesticides - Dual Column
 Last Update : Thu Mar 29 15:32:41 2007
 Response via : Multiple Level Calibration



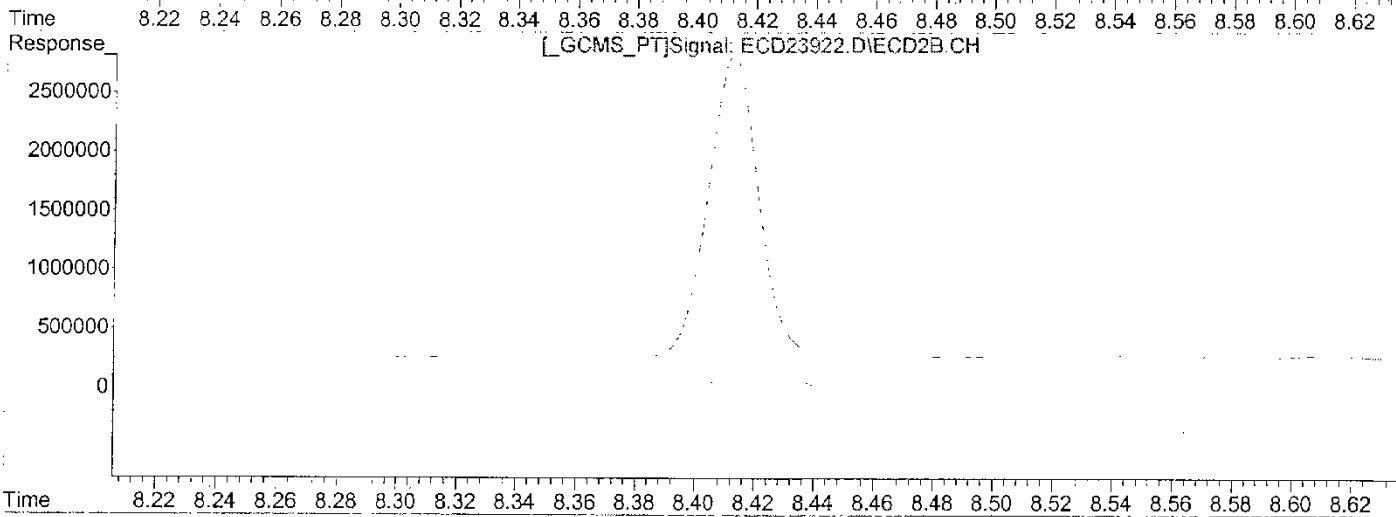
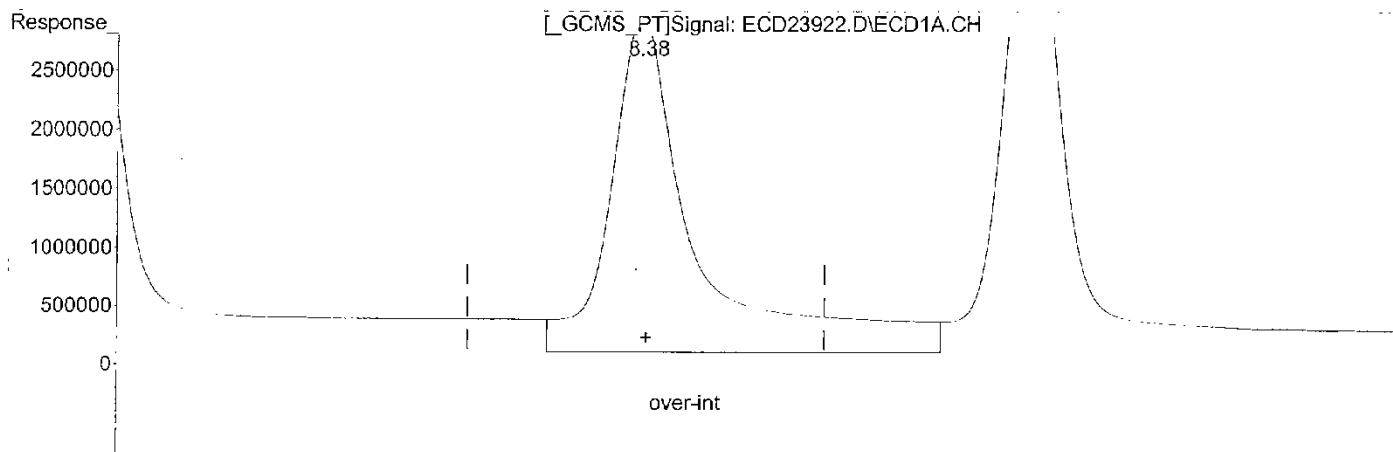
QEdit

(12) alpha-Chlordane
 8.14min 16.565ug/L m
 response 42525222

(12) alpha-Chlordane #2
 9.30min 16.253ug/L
 response 24163642

Signal #1 : L:\DATA\070403_A\ECD23922.D\ECD1A.CH Vial: 22
 Signal #2 : L:\DATA\070403_A\ECD23922.D\ECD2B.CH
 Acq On : 03 Apr 2007 10:13 pm Operator: STM
 Sample : 580-5453-C-9-C MSD Inst : SEA035
 Misc : BT=SEA03517226 Multiplr: 1.00
 IntFile Signal #1: AUTOINT1.E IntFile Signal #2: AUTOINT2.E
 Quant Time: Apr 4 10:03 2007 Quant Results File: 070313_8081.RES

Method : L:\METHODS\070313_8081.M (Chemstation Integrator)
 Title : 8081A Pesticides - Dual Column
 Last Update : Thu Mar 29 15:32:41 2007
 Response via : Multiple Level Calibration



QEdit

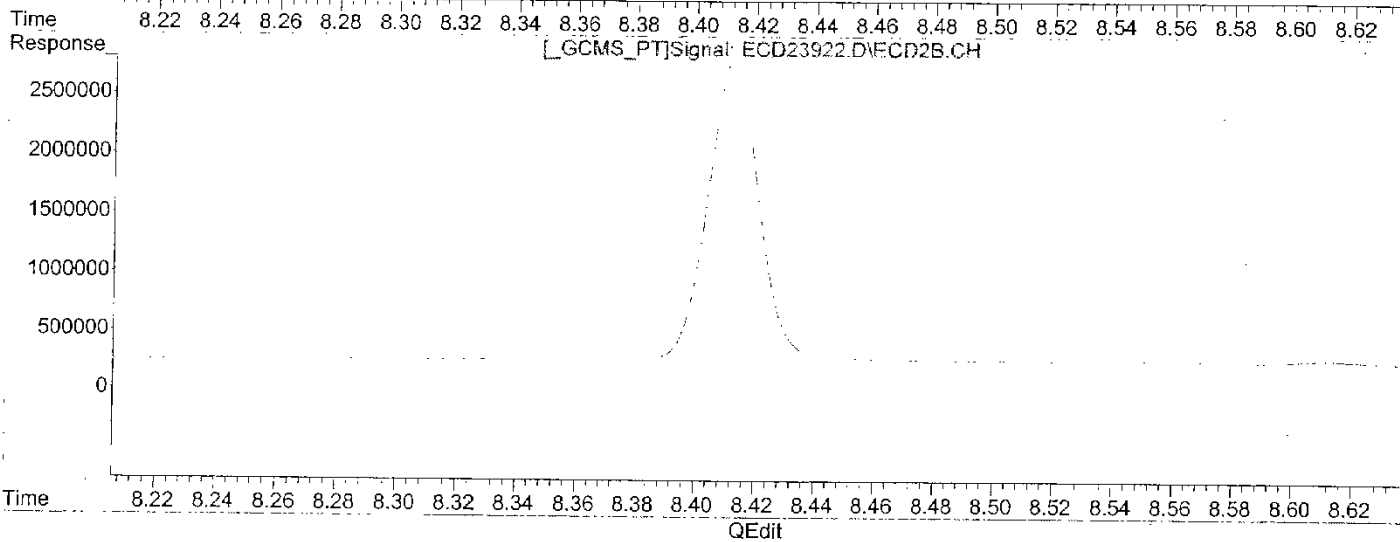
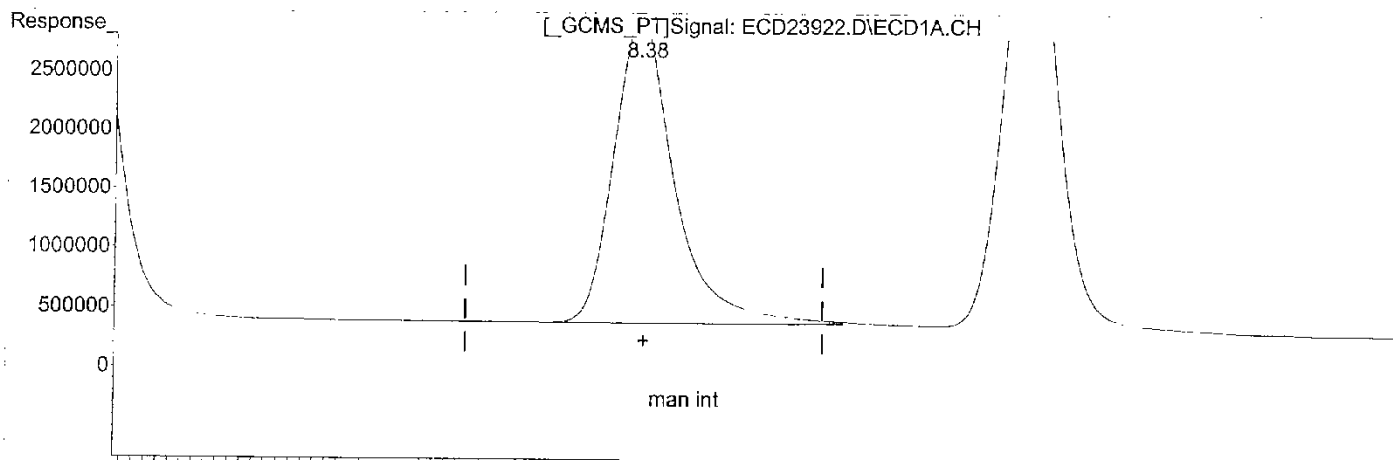
(14) 4,4'-DDE
 8.38min 25.056ug/L
 response 57908511

(14) 4,4'-DDE #2
 9.46min 15.859ug/L
 response 21614823

(+) = Expected Retention Time

Signal #1 : L:\DATA\070403_A\ECD23922.D\ECD1A.CH Vial: 22
 Signal #2 : L:\DATA\070403_A\ECD23922.D\ECD2B.CH
 Acq On : 03 Apr 2007 10:13 pm Operator: STM
 Sample : 580-5453-C-9-C MSD Inst : SEA035
 Misc : BT=SEA03517226 Multiplr: 1.00
 IntFile Signal #1: AUTOINT1.E IntFile Signal #2: AUTOINT2.E
 Quant Time: Apr 4 10:03 2007 Quant Results File: 070313_8081.RES

Method : L:\METHODS\070313_8081.M (Chemstation Integrator)
 Title : 8081A Pesticides - Dual Column
 Last Update : Thu Mar 29 15:32:41 2007
 Response via : Multiple Level Calibration

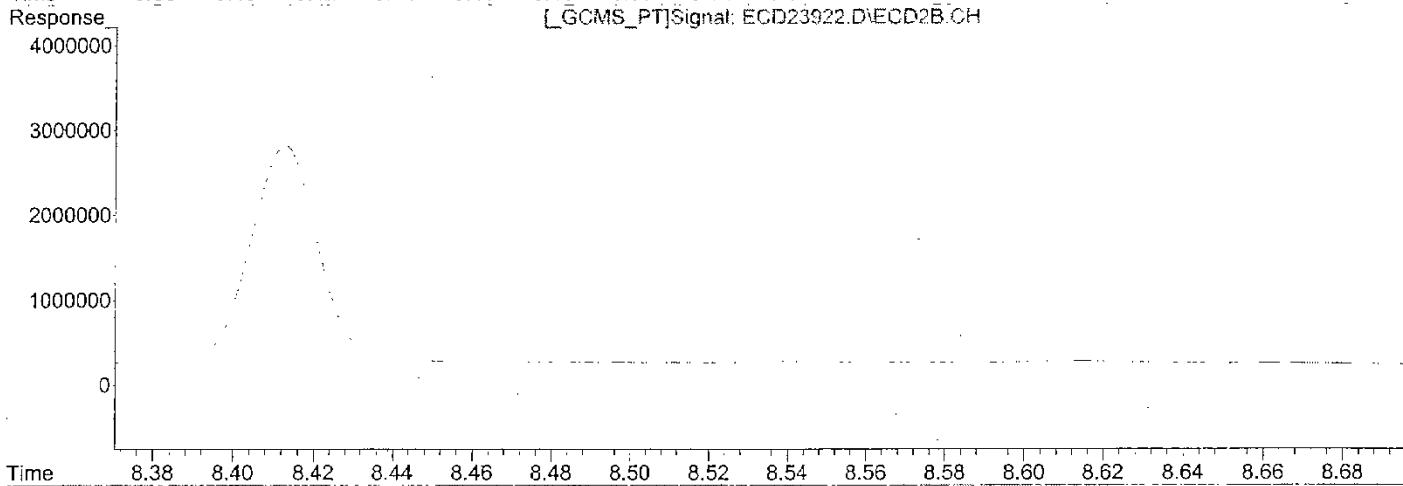
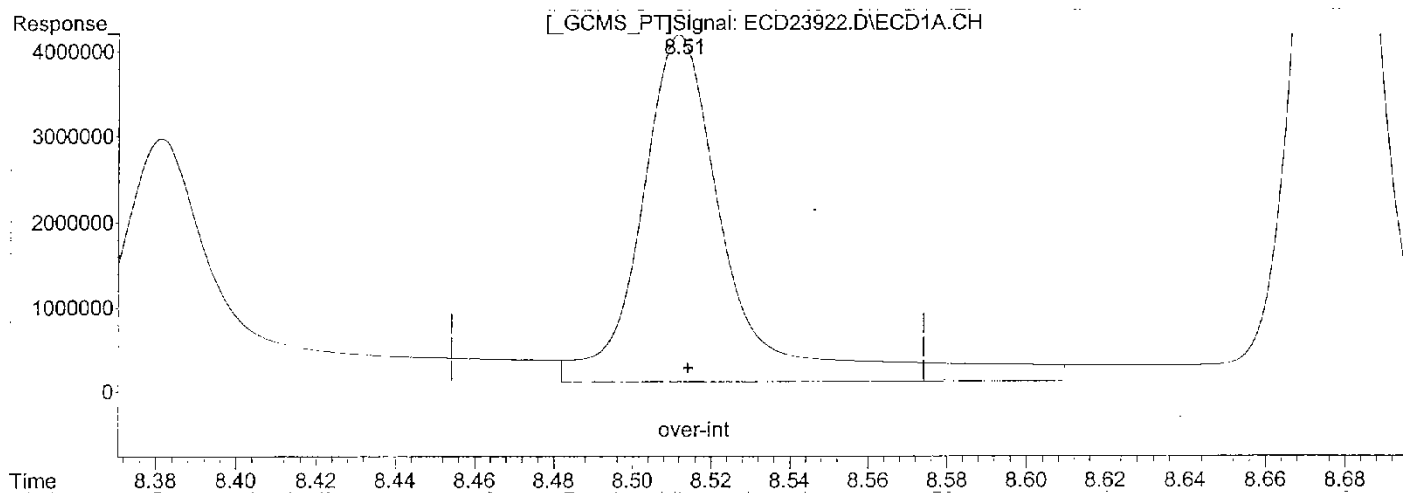


(14) 4,4'-DDE
 8.38min 15.765ug/L m
 response 36434821

(14) 4,4'-DDE #2
 9.46min 15.859ug/L
 response 21614823

Signal #1 : L:\DATA\070403_A\ECD23922.D\ECD1A.CH Vial: 22
 Signal #2 : L:\DATA\070403_A\ECD23922.D\ECD2B.CH
 Acq On : 03 Apr 2007 10:13 pm Operator: STM
 Sample : 580-5453-C-9-C MSD Inst : SEA035
 Misc : BT=SEA03517226 Multiplr: 1.00
 IntFile Signal #1: AUTOINT1.E IntFile Signal #2: AUTOINT2.E
 Quant Time: Apr 4 10:03 2007 Quant Results File: 070313_8081.RES

Method : L:\METHODS\070313_8081.M (Chemstation Integrator)
 Title : 8081A Pesticides - Dual Column
 Last Update : Thu Mar 29 15:32:41 2007
 Response via : Multiple Level Calibration



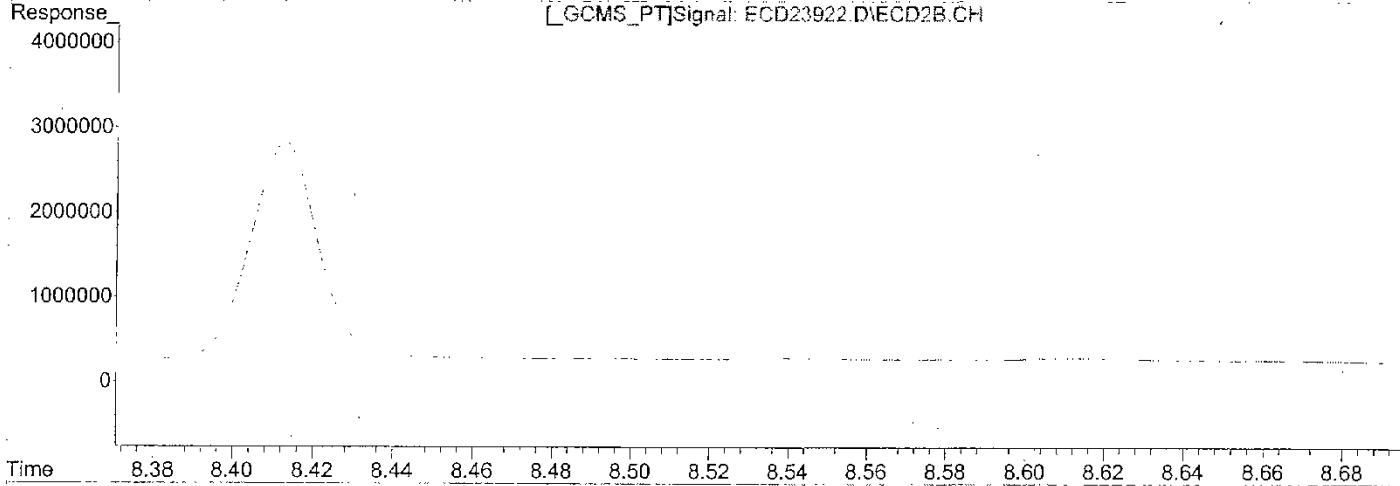
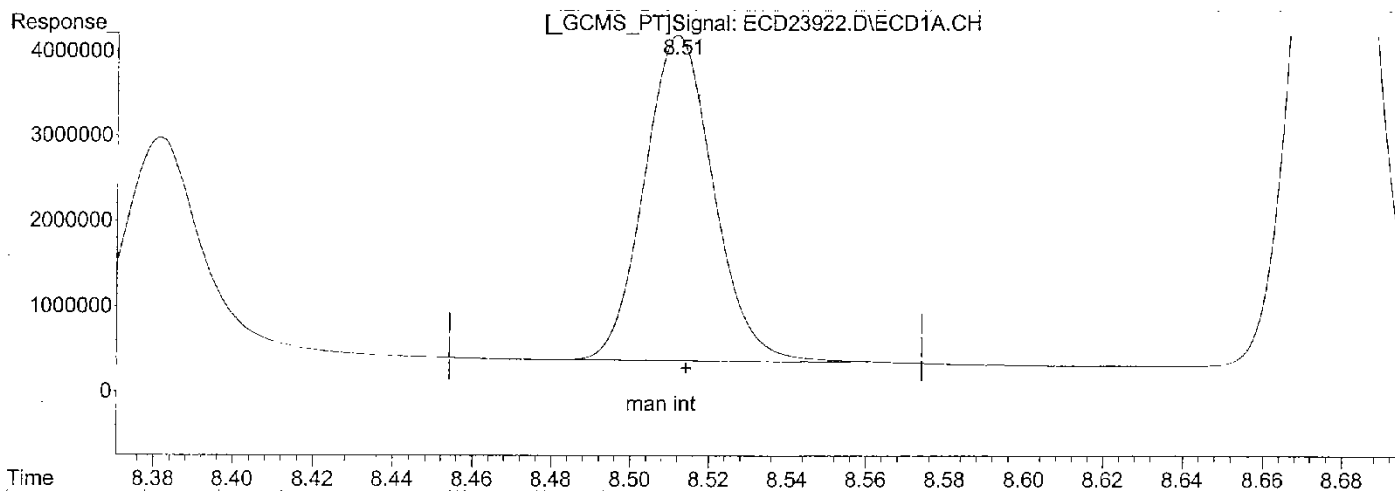
QEdit

(15) Dieldrin (M)
 8.51min 25.570ug/L
 response 64467355

(15) Dieldrin #2 (M)
 9.62min 18.253ug/L
 response 26589430

Signal #1 : L:\DATA\070403_A\ECD23922.D\ECD1A.CH Vial: 22
 Signal #2 : L:\DATA\070403_A\ECD23922.D\ECD2B.CH
 Acq On : 03 Apr 2007 10:13 pm Operator: STM
 Sample : 580-5453-C-9-C MSD Inst : SEA035
 Misc : BT=SEA03517226 Multiplr: 1.00
 IntFile Signal #1: AUTOINT1.E IntFile Signal #2: AUTOINT2.E
 Quant Time: Apr 4 10:03 2007 Quant Results File: 070313_8081.RES

Method : L:\METHODS\070313_8081.M (Chemstation Integrator)
 Title : 8081A Pesticides - Dual Column
 Last Update : Thu Mar 29 15:32:41 2007
 Response via : Multiple Level Calibration



QEdit

(15) Dieldrin (M)

8.51min 18.512ug/L m

response 46673689

(15) Dieldrin #2 (M)

9.62min 18.253ug/L

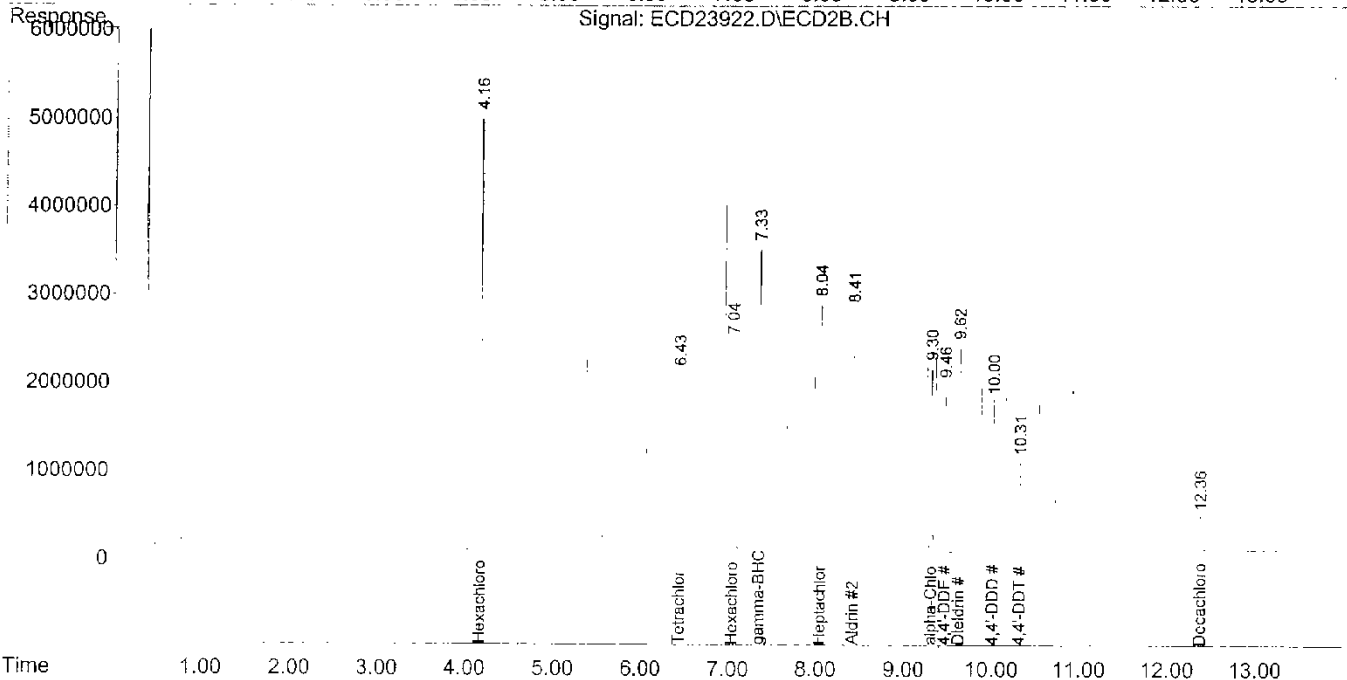
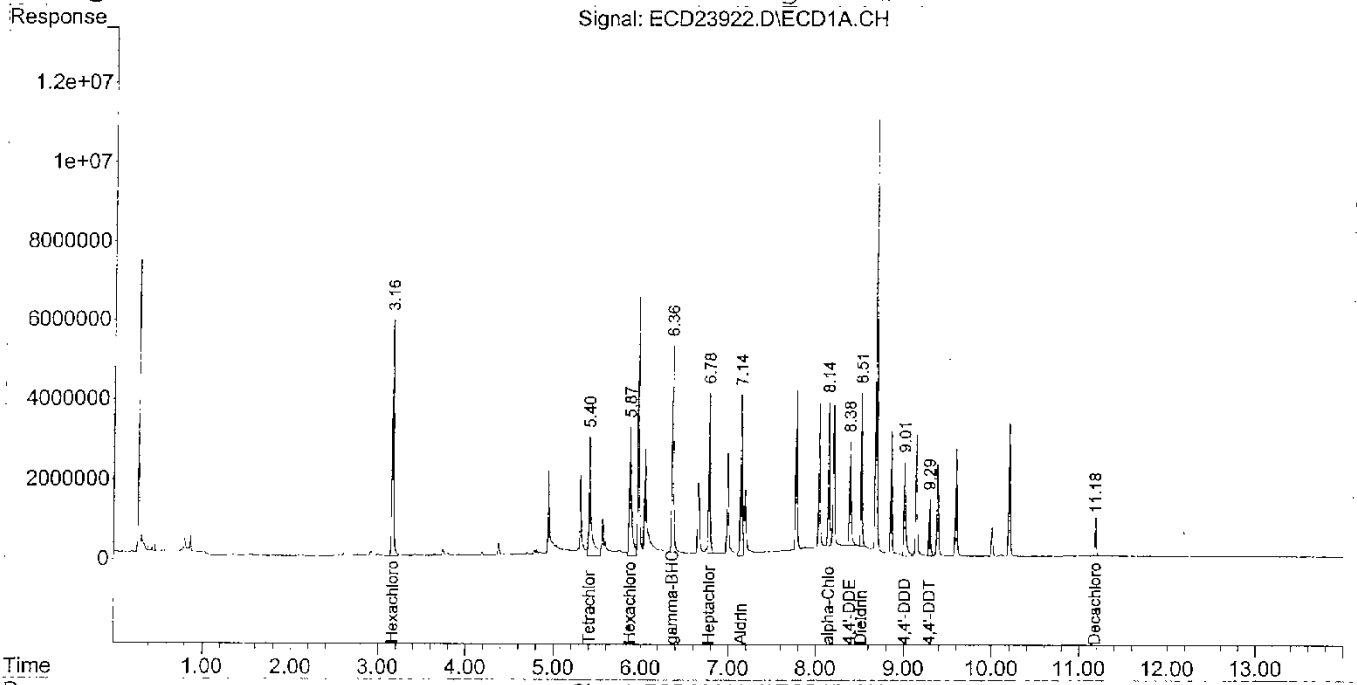
response 26589430

(+) = Expected Retention Time

Signal #1 : L:\DATA\070403_A\ECD23922.D\ECD1A.CH Vial: 22
 Signal #2 : L:\DATA\070403_A\ECD23922.D\ECD2B.CH
 Acq On : 03 Apr 2007 10:13 pm Operator: STM
 Sample : 580-5453-C-9-C MSD Inst : SEA035
 Misc : BT=SEA03517226 Multiplr: 1.00
 IntFile Signal #1: AUTOINT1.E IntFile Signal #2: AUTOINT2.E
 Quant Time: Apr 4 16:48 2007 Quant Results File: 070313_8081.RES

Quant Method : L:\METHODS\070313_8081.M (Chemstation Integrator)
 Title : 8081A Pesticides - Dual Column
 Last Update : Thu Mar 29 15:32:41 2007
 Response via : Multiple Level Calibration
 DataAcq Meth : PEST.M

Volume Inj. : 1.0 ul
 Signal #1 Phase : RTX-CLPesticides Signal #2 Phase: RTX-CLPesticides 2
 Signal #1 Info : Signal #2 Info :



Signal #1 : L:\DATA\070403_A\ECD23922.D\ECD1A.CH Vial: 22
 Signal #2 : L:\DATA\070403_A\ECD23922.D\ECD2B.CH
 Acq On : 03 Apr 2007 10:13 pm Operator: STM
 Sample : 580-5453-C-9-C MSD Inst : SEA035
 Misc : BT=SEA03517226 Multiplr: 1.00
 IntFile Signal #1: AUTOINT1.E IntFile Signal #2: AUTOINT2.E
 Quant Time: Apr 04 10:03:57 2007 Quant Results File: 070313_8081.RES

Quant Method : L:\METHODS\070313_8081.M (Chemstation Integrator)
 Title : 8081A Pesticides - Dual Column
 Last Update : Thu Mar 29 15:32:41 2007
 Response via : Initial Calibration
 DataAcq Meth : PEST.M

Volume Inj. : 1.0 ul
 Signal #1 Phase : RTX-CLPesticides Signal #2 Phase: RTX-CLPesticides 2
 Signal #1 Info : Signal #2 Info :

Compound	RT#1	RT#2	Resp#1	Resp#2	ug/L	ug/L

System Monitoring Compounds						
2) SR Tetrachloro-m-xy	5.40	6.44	50742871	30353091	18.788	16.396
Spiked Amount	20.000	Range	60 - 150	Recovery	= 93.94%	81.98%
26) SR Decachlorobiphen	11.18	12.36	10991928	6365237	7.147	8.451
Spiked Amount	20.000	Range	60 - 150	Recovery	= 35.73%#	42.26%#
Target Compounds						
1) T Hexachlorobutadi	3.16	4.16	82824207	54253726	16.181	15.792
3) alpha-BHC	5.97	6.94	81532805	49643008	20.333	19.951 NTA
4) T Hexachlorobenzen	5.87	7.04	53424116	32963524	13.980	16.731
5) M gamma-BHC (Linda	6.36	7.34	79272212	44267441	22.790	20.656
6) beta-BHC	6.66	7.66	29973239	21365179	20.041	23.046 NTA
7) delta-BHC	6.99	7.96	41869985	30775880	13.147	15.409 NTA
8) M Heptachlor	6.78	8.04	57075145	37491053	18.499	18.966
9) M Aldrin	7.14	8.41	52661213	44713918	17.182	23.839 #
10) Heptachlor Epoxi	7.77	8.90	67090726	36058261	25.445	21.998 NTA
11) gamma-Chlordane	8.03	9.25	72763239	25390612	27.295	16.622 NTA
12) alpha-Chlordane	8.14	9.30	52229219	24163642	20.346	16.253
13) Endosulfan I	8.20	9.30	65416133	24163642	27.511	16.703 NTA
14) 4,4'-DDE	8.38	9.46	57908511	21614823	25.056	15.859 #
15) M Dieldrin	8.51	9.62	64467355	26589430	25.570	18.253 #
16) M Endrin	8.85	9.86	38033919	22092657	20.484	18.068 NTA
17) 4,4'-DDD	9.01	10.00	37413603	19989472	18.712	17.844
18) Endosulfan II	9.14	10.14	40022175	20978889	19.746	17.808 NTA
19) M 4,4'-DDT	9.29	10.31	17591959	11147401	12.838	12.769
20) Endrin Aldehyde	9.38	10.25	29897858	16254339	19.058	18.035 NTA
21) Endosulfan Sulfa	9.59	10.52	34095699	18753570	18.471	17.228 NTA
22) Methoxychlor	10.00	10.72	8758699	6235806	14.493	13.713 NTA
23) Endrin Ketone	10.19	10.91	38670247	20374115	19.463	19.148 NTA
24) T Toxaphene	0.00	0.00	0	0	N.D.	N.D.
25) Chlordane (techn	0.00	0.00	0	0	N.D.	N.D.

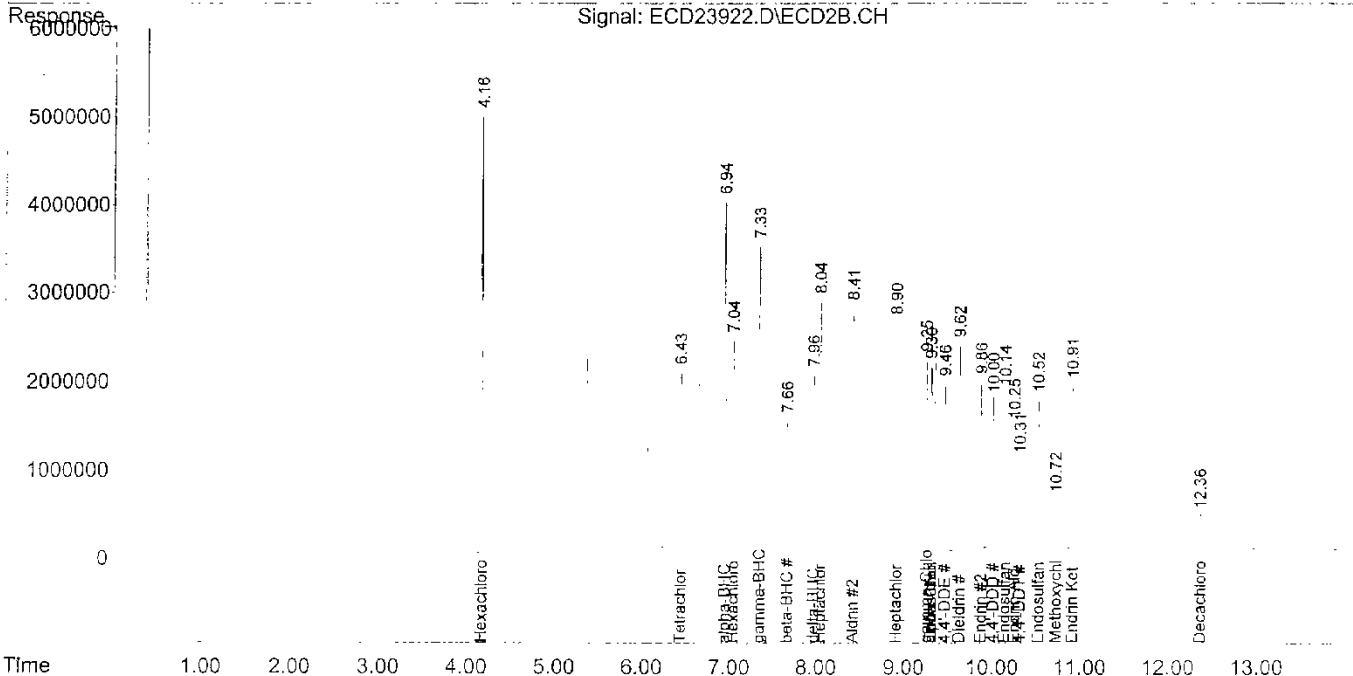
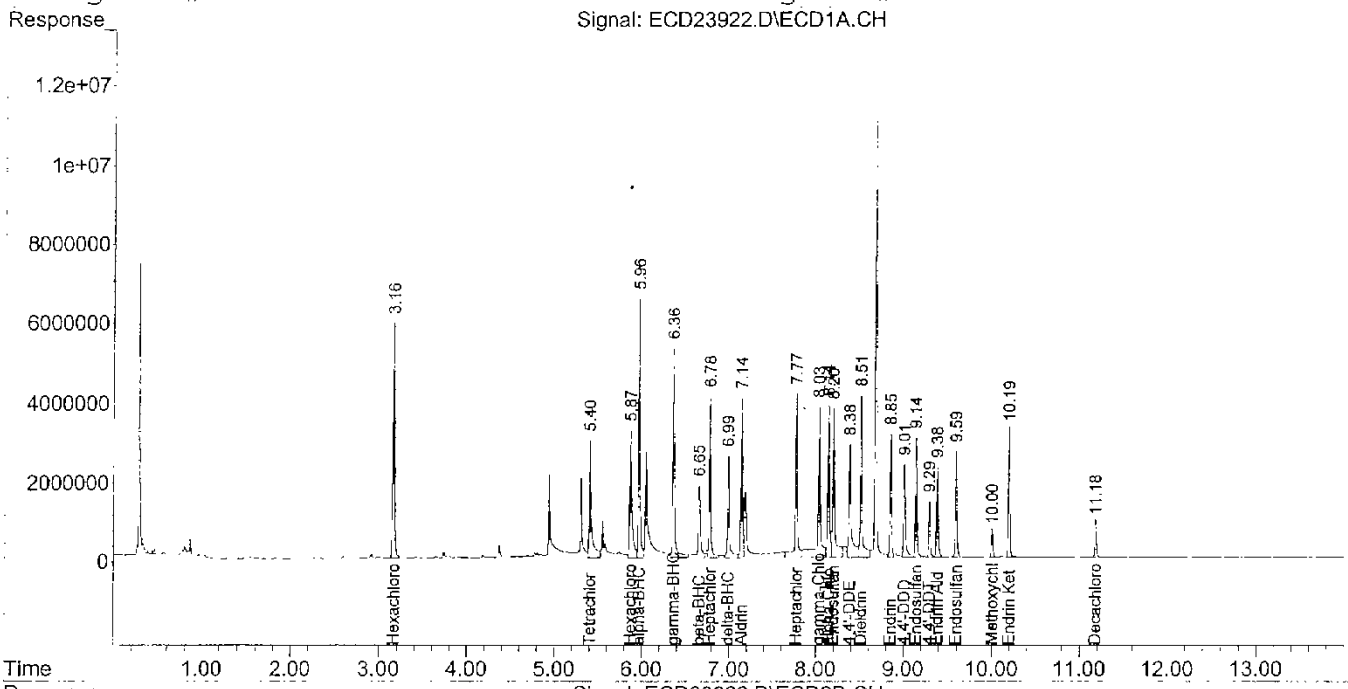
Data File Name ECD23922.D
Sample Name 580-5453-C-9-C MSD
RT STD File Name ECD22089.D

Name	Column #1			Column #2		
	Ret Time	Std RT		Ret Time	Std RT	
Hexachlorobutadiene	3.160	3.160	PASS	4.160	4.160	PASS
Tetrachloro-m-xylene (S)	5.403	5.403	PASS	6.435	6.435	PASS
alpha-BHC	5.965	5.965	PASS	6.940	6.941	PASS
Hexachlorobenzene	5.868	5.868	PASS	7.039	7.039	PASS
gamma-BHC (Lindane)	6.359	6.359	PASS	7.335	7.336	PASS
beta-BHC	6.655	6.657	PASS	7.657	7.657	PASS
delta-BHC	6.986	6.988	PASS	7.963	7.965	PASS
Heptachlor	6.776	6.777	PASS	8.039	8.040	PASS
Aldrin	7.139	7.139	PASS	8.413	8.414	PASS
Heptachlor Epoxide	7.770	7.771	PASS	8.903	8.905	PASS
gamma-Chlordane	8.033	8.034	PASS	9.250	9.251	PASS
alpha-Chlordane	8.140	8.141	PASS	9.303	9.304	PASS
Endosulfan I	8.197	8.198	PASS	9.303	9.304	PASS
4,4'-DDE	8.382	8.383	PASS	9.461	9.462	PASS
Dieldrin	8.512	8.513	PASS	9.621	9.622	PASS
Endrin	8.849	8.850	PASS	9.865	9.865	PASS
4,4'-DDD	9.006	9.007	PASS	10.005	10.005	PASS
Endosulfan II	9.140	9.140	PASS	10.138	10.139	PASS
4,4'-DDT	9.292	9.294	PASS	10.310	10.311	PASS
Endrin Aldehyde	9.380	9.382	PASS	10.247	10.248	PASS
Endosulfan Sulfate	9.592	9.592	PASS	10.519	10.520	PASS
Methoxychlor	10.000	10.001	PASS	10.716	10.717	PASS
Endrin Ketone	10.194	10.195	PASS	10.906	10.906	PASS
Decachlorobiphenyl (S)	11.178	11.179	PASS	12.363	12.364	PASS

Signal #1 : L:\DATA\070403_A\ECD23922.D\ECD1A.CH Vial: 22
 Signal #2 : L:\DATA\070403_A\ECD23922.D\ECD2B.CH
 Acq On : 03 Apr 2007 10:13 pm Operator: STM
 Sample : 580-5453-C-9-C MSD Inst : SEA035
 Misc : BT=SEA03517226 Multiplr: 1.00
 IntFile Signal #1: AUTOINT1.E IntFile Signal #2: AUTOINT2.E
 Quant Time: Apr 4 10:03 2007 Quant Results File: 070313_8081.RES

Quant Method : L:\METHODS\070313_8081.M (Chemstation Integrator)
 Title : 8081A Pesticides - Dual Column
 Last Update : Thu Mar 29 15:32:41 2007
 Response via : Multiple Level Calibration
 DataAcq Meth : PEST.M

Volume Inj. : 1.0 ul
 Signal #1 Phase : RTX-CLPesticides Signal #2 Phase: RTX-CLPesticides 2
 Signal #1 Info : Signal #2 Info :



METHOD BLANK

Signal #1 : L:\DATA\070403_A\ECD23917.D\ECD1A.CH Vial: 17
Signal #2 : L:\DATA\070403_A\ECD23917.D\ECD2B.CH
Acq On : 4-3-2007 08:35:52 PM Operator: STM
Sample : MB 580-17226/1-AA Inst : SEA035
Misc : BT=SEA03517226 Multiplr: 1.00
IntFile Signal #1: AUTOINT1.E IntFile Signal #2: AUTOINT2.E
Quant Time: Apr 04 10:01:46 2007 Quant Results File: 070313_8081.RES

Quant Method : L:\METHODS\070313_8081.M (Chemstation Integrator)
Title : 8081A Pesticides - Dual Column
Last Update : Thu Mar 29 15:32:41 2007
Response via : Initial Calibration
DataAcq Meth : PEST.M

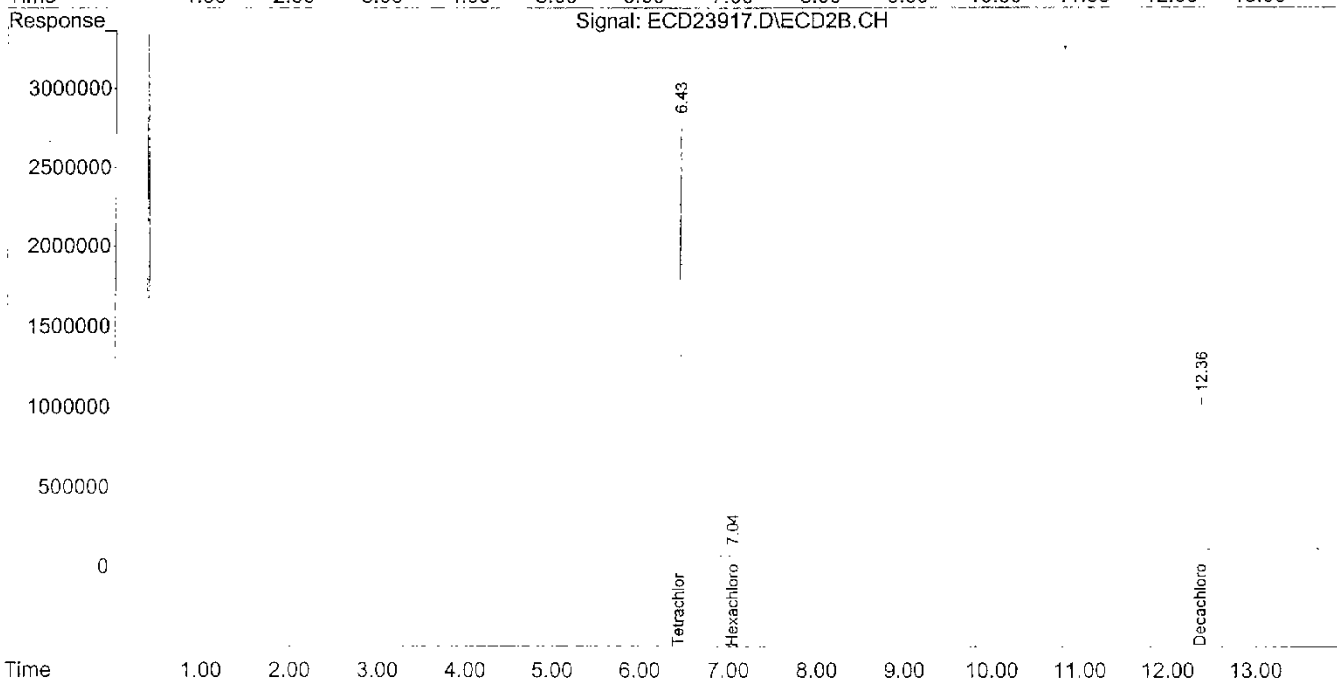
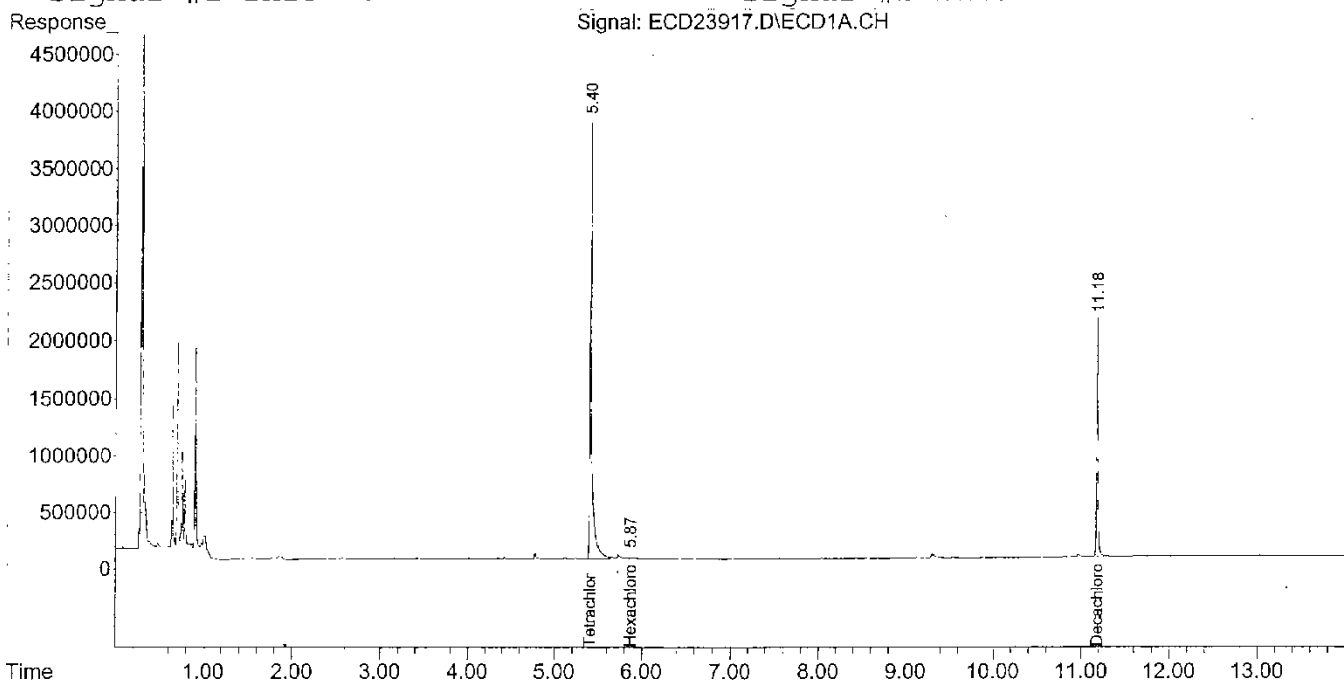
Volume Inj. : 1.0 ul
Signal #1 Phase : RTX-CLPesticides Signal #2 Phase: RTX-CLPesticides 2
Signal #1 Info : Signal #2 Info :

Table with 7 columns: Compound, RT#1, RT#2, Resp#1, Resp#2, ug/L, ug/L. Contains sections for System Monitoring Compounds (e.g., SR Tetrachloro-m-xy) and Target Compounds (e.g., Hexachlorobutadi, alpha-BHC).

Signal #1 : L:\DATA\070403_A\ECD23917.D\ECD1A.CH Vial: 17
Signal #2 : L:\DATA\070403_A\ECD23917.D\ECD2B.CH
Acq On : 4-3-2007 08:35:52 PM Operator: STM
Sample : MB 580-17226/1-AA Inst : SEA035
Misc : BT=SEA03517226 Multiplr: 1.00
IntFile Signal #1: AUTOINT1.E IntFile Signal #2: AUTOINT2.E
Quant Time: Apr 4 15:53 2007 Quant Results File: 070313_8081.RES

Quant Method : L:\METHODS\070313_8081.M (Chemstation Integrator)
Title : 8081A Pesticides - Dual Column
Last Update : Thu Mar 29 15:32:41 2007
Response via : Multiple Level Calibration
DataAcq Meth : PEST.M

Volume Inj. : 1.0 ul
Signal #1 Phase : RTX-CLPesticides Signal #2 Phase: RTX-CLPesticides 2
Signal #1 Info : Signal #2 Info :



Signal #1 : L:\DATA\070403_A\ECD23917.D\ECD1A.CH Vial: 17
 Signal #2 : L:\DATA\070403_A\ECD23917.D\ECD2B.CH
 Acq On : 4-3-2007 08:35:52 PM Operator: STM
 Sample : MB 580-17226/1-AA Inst : SEA035
 Misc : BT=SEA03517226 Multiplr: 1.00
 IntFile Signal #1: AUTOINT1.E IntFile Signal #2: AUTOINT2.E
 Quant Time: Apr 04 10:01:46 2007 Quant Results File: 070313_8081.RES

Quant Method : L:\METHODS\070313_8081.M (ChemStation Integrator)
 Title : 8081A Pesticides - Dual Column
 Last Update : Thu Mar 29 15:32:41 2007
 Response via : Initial Calibration
 DataAcq Meth : PEST.M

Volume Inj. : 1.0 ul
 Signal #1 Phase : RTX-CLPesticides Signal #2 Phase: RTX-CLPesticides 2
 Signal #1 Info : Signal #2 Info :

Compound	RT#1	RT#2	Resp#1	Resp#2	ug/L	ug/L
System Monitoring Compounds						
2) SR Tetrachloro-m-xy	5.40	6.43	55030287	37507068	20.376	20.261
Spiked Amount	20.000	Range	60 - 150	Recovery =	101.88%	101.31%
26) SR Decachlorobiphen	11.18	12.36	25571084	15404684	16.627	20.451
Spiked Amount	20.000	Range	60 - 150	Recovery =	83.13%	102.26%
Target Compounds						
1) T Hexachlorobutadi	0.00	4.13f	0	6155	N.D.	NC 0.002 #
3) alpha-BHC	0.00	0.00	0	0	N.D.	N.D.
4) T Hexachlorobenzen	5.87	7.04	99576	111500	0.026	0.057 #
5) M gamma-BHC (Linda	0.00	0.00	0	0	N.D.	N.D.
6) beta-BHC	0.00	0.00	0	0	N.D.	N.D.
7) delta-BHC	7.02	0.00	73147	0	0.023	NC N.D. #
8) M Heptachlor	0.00	8.04	0	101664	N.D.	NC 0.051
9) M Aldrin	0.00	0.00	0	0	N.D.	N.D.
10) Heptachlor Epoxi	0.00	0.00	0	0	N.D.	N.D.
11) gamma-Chlordane	0.00	0.00	0	0	N.D.	N.D.
12) alpha-Chlordane	0.00	0.00	0	0	N.D.	N.D.
13) Endosulfan I	0.00	0.00	0	0	N.D.	N.D.
14) 4,4'-DDE	0.00	0.00	0	0	N.D.	N.D.
15) M Dieldrin	0.00	0.00	0	0	N.D.	N.D.
16) M Endrin	0.00	9.92f	0	230715	N.D.	NC 0.189
17) 4,4'-DDD	0.00	0.00	0	0	N.D.	N.D.
18) Endosulfan II	9.13	10.09f	262717	661386	0.130	0.561 #PTOFF
19) M 4,4'-DDT	9.30	0.00	964218	0	0.704	NC N.D. #
20) Endrin Aldehyde	0.00	0.00	0	0	N.D.	N.D.
21) Endosulfan Sulfa	0.00	0.00	0	0	N.D.	N.D.
22) Methoxychlor	0.00	0.00	0	0	N.D.	N.D.
23) Endrin Ketone	0.00	0.00	0	0	N.D.	N.D.
24) T Toxaphene	0.00	0.00	0	0	N.D.	N.D.
25) Chlordane (techn	0.00	0.00	0	0	N.D.	N.D.

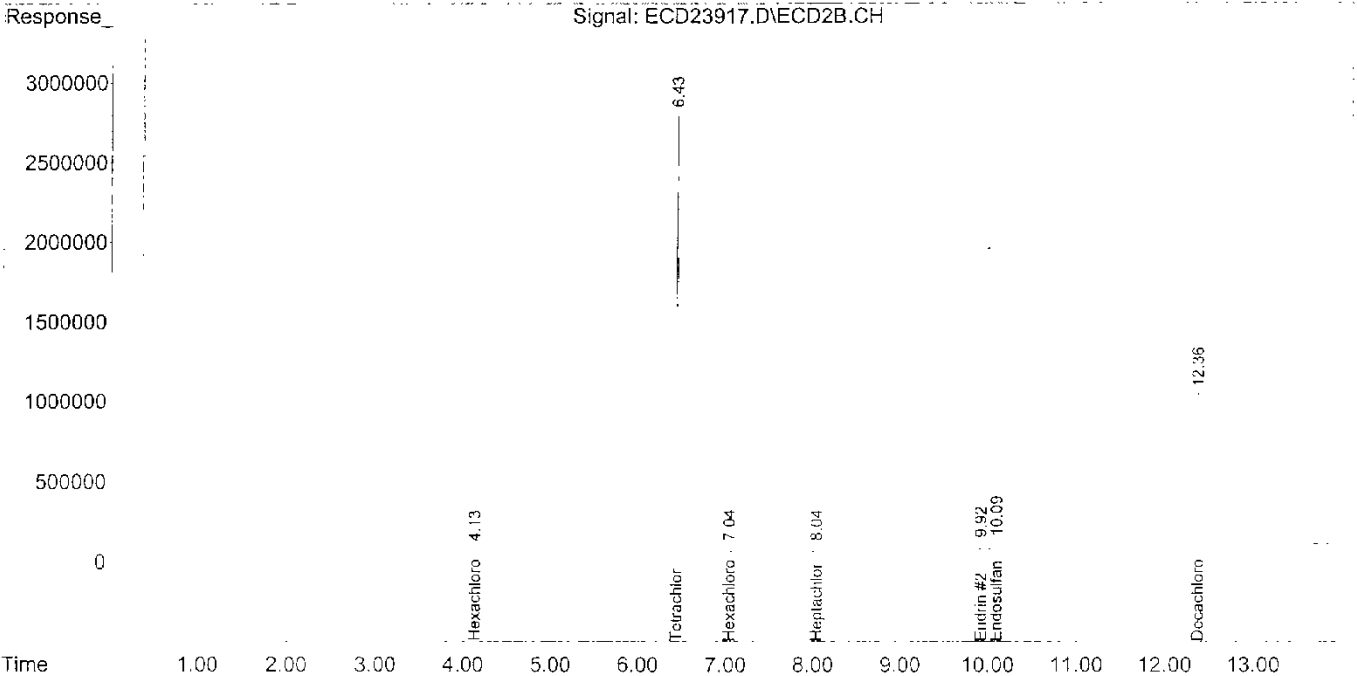
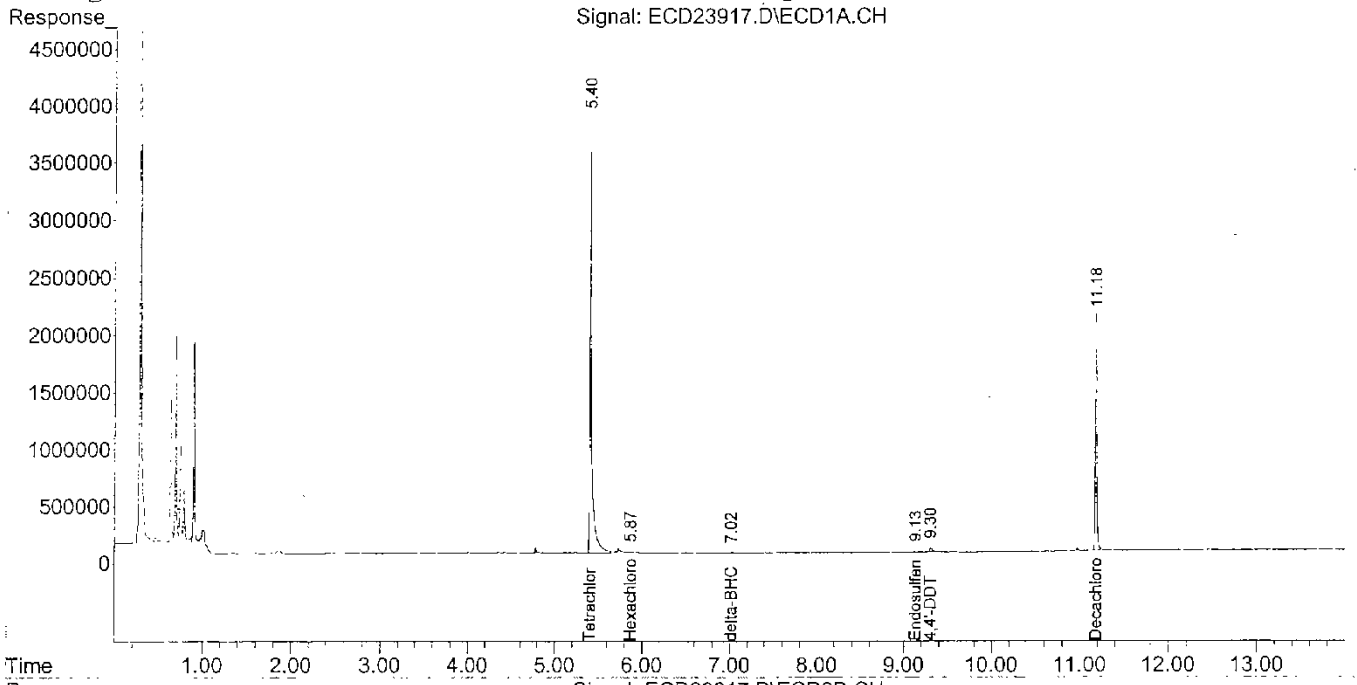
Data File Name ECD23917.D
Sample Name MB 580-17226/1-AA
RT STD File Name ECD22089.D

Name	Column #1			Column #2		
	Ret Time	Std RT		Ret Time	Std RT	
Hexachlorobutadiene	0.000	3.160	FAIL	4.128	4.160	FAIL
Tetrachloro-m-xylene (S)	5.403	5.403	PASS	6.435	6.435	PASS
alpha-BHC	0.000	5.965	FAIL	0.000	6.941	FAIL
Hexachlorobenzene	5.867	5.868	PASS	7.039	7.039	PASS
gamma-BHC (Lindane)	0.000	6.359	FAIL	0.000	7.336	FAIL
beta-BHC	0.000	6.657	FAIL	0.000	7.657	FAIL
delta-BHC	7.017	6.988	PASS	0.000	7.965	FAIL
Heptachlor	0.000	6.777	FAIL	8.039	8.040	PASS
Aldrin	0.000	7.139	FAIL	0.000	8.414	FAIL
Heptachlor Epoxide	0.000	7.771	FAIL	0.000	8.905	FAIL
gamma-Chlordane	0.000	8.034	FAIL	0.000	9.251	FAIL
alpha-Chlordane	0.000	8.141	FAIL	0.000	9.304	FAIL
Endosulfan I	0.000	8.198	FAIL	0.000	9.304	FAIL
4,4'-DDE	0.000	8.383	FAIL	0.000	9.462	FAIL
Dieldrin	0.000	8.513	FAIL	0.000	9.622	FAIL
Endrin	0.000	8.850	FAIL	9.917	9.865	FAIL
4,4'-DDD	0.000	9.007	FAIL	0.000	10.005	FAIL
Endosulfan II	9.131	9.140	PASS	10.094	10.139	FAIL
4,4'-DDT	9.302	9.294	PASS	0.000	10.311	FAIL
Endrin Aldehyde	0.000	9.382	FAIL	0.000	10.248	FAIL
Endosulfan Sulfate	0.000	9.592	FAIL	0.000	10.520	FAIL
Methoxychlor	0.000	10.001	FAIL	0.000	10.717	FAIL
Endrin Ketone	0.000	10.195	FAIL	0.000	10.906	FAIL
Decachlorobiphenyl (S)	11.179	11.179	PASS	12.363	12.364	PASS

Signal #1 : L:\DATA\070403_A\ECD23917.D\ECD1A.CH Vial: 17
 Signal #2 : L:\DATA\070403_A\ECD23917.D\ECD2B.CH
 Acq On : 4-3-2007 08:35:52 PM Operator: STM
 Sample : MB 580-17226/1-AA Inst : SEA035
 Misc : BT=SEA03517226 Multiplr: 1.00
 IntFile Signal #1: AUTOINT1.E IntFile Signal #2: AUTOINT2.E
 Quant Time: Apr 4 10:01 2007 Quant Results File: 070313_8081.RES

Quant Method : L:\METHODS\070313_8081.M (Chemstation Integrator)
 Title : 8081A Pesticides - Dual Column
 Last Update : Thu Mar 29 15:32:41 2007
 Response via : Multiple Level Calibration
 DataAcq Meth : PEST.M

Volume Inj. : 1.0 ul
 Signal #1 Phase : RTX-CLPesticides Signal #2 Phase: RTX-CLPesticides 2
 Signal #1 Info : Signal #2 Info :



BLANK SPIKE

Signal #1 : L:\DATA\070403_A\ECD23918.D\ECD1A.CH Vial: 18
Signal #2 : L:\DATA\070403_A\ECD23918.D\ECD2B.CH
Acq On : 4-3-2007 08:55:20 PM Operator: STM
Sample : LCS 580-17226/2-AA Inst : SEA035
Misc : BT=SEA03517226 Multiplr: 1.00
IntFile Signal #1: AUTOINT1.E IntFile Signal #2: AUTOINT2.E
Quant Time: Apr 04 10:01:52 2007 Quant Results File: 070313_8081.RES

Quant Method : L:\METHODS\070313_8081.M (Chemstation Integrator)
Title : 8081A Pesticides - Dual Column
Last Update : Thu Mar 29 15:32:41 2007
Response via : Initial Calibration
DataAcq Meth : PEST.M

Volume Inj. : 1.0 ul
Signal #1 Phase : RTX-CLPesticides Signal #2 Phase: RTX-CLPesticides 2
Signal #1 Info : Signal #2 Info :

Compound RT#1 RT#2 Resp#1 Resp#2 ug/L ug/L

System Monitoring Compounds

Table with 7 columns: ID, Name, RT#1, RT#2, Resp#1, Resp#2, ug/L. Rows include SR Tetrachloro-m-xy and SR Decachlorobiphen with associated spiked amounts and recovery percentages.

Target Compounds

Table with 7 columns: ID, Name, RT#1, RT#2, Resp#1, Resp#2, ug/L. Lists various pesticides like Hexachlorobutadi, alpha-BHC, gamma-BHC, etc., with their respective retention times and response values.

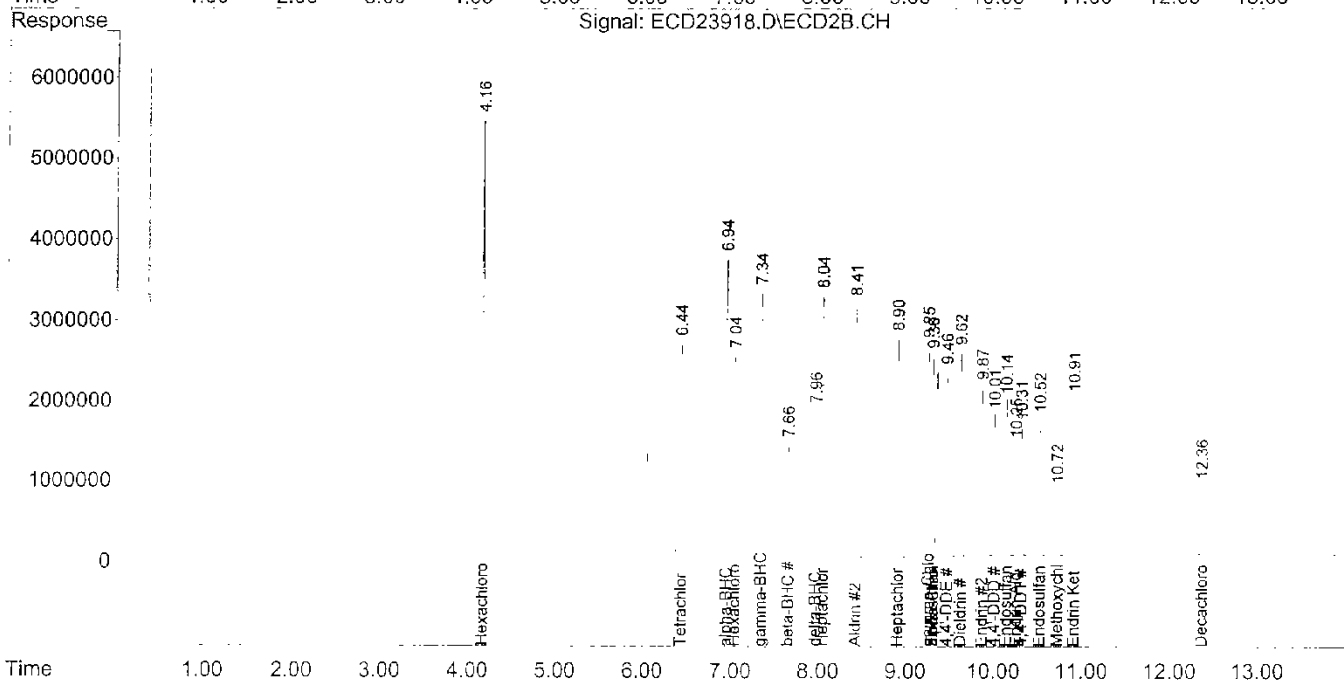
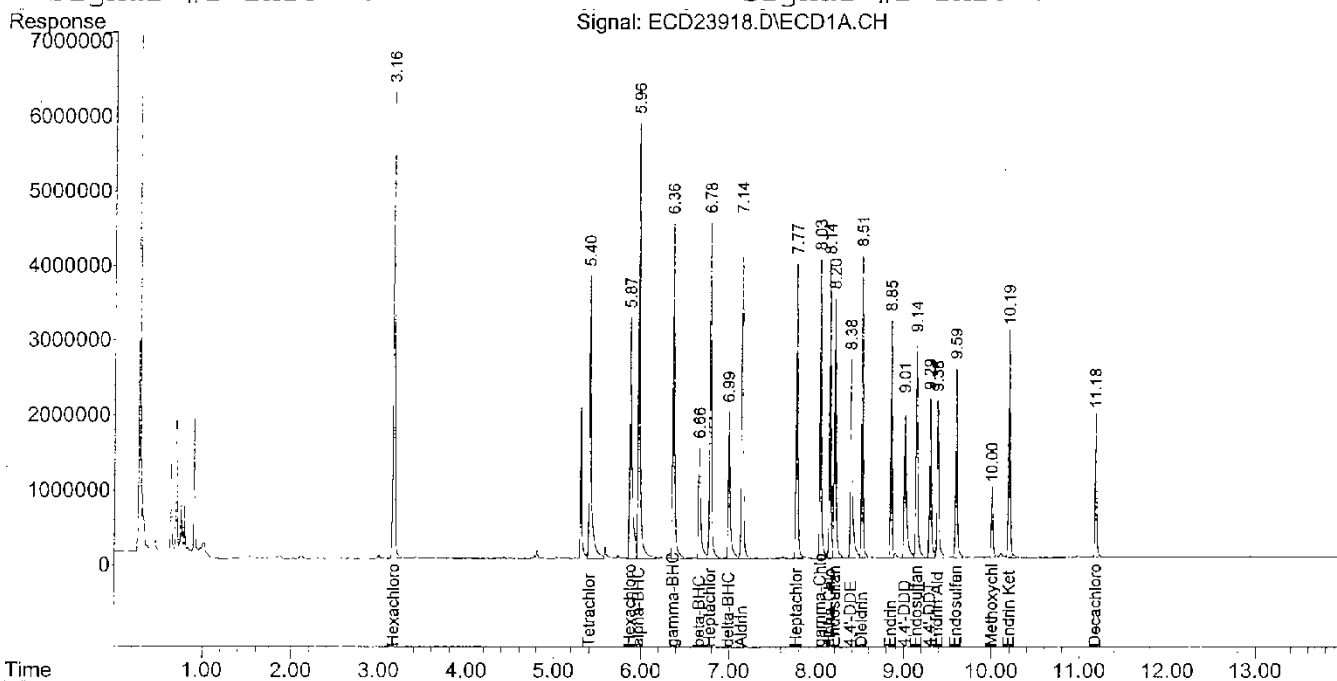
Data File Name ECD23918.D
Sample Name LCS 580-17226/2-AA
RT STD File Name ECD22089.D

Name	Column #1			Column #2		
	Ret Time	Std RT	PASS	Ret Time	Std RT	PASS
Hexachlorobutadiene	3.160	3.160	PASS	4.160	4.160	PASS
Tetrachloro-m-xylene (S)	5.403	5.403	PASS	6.436	6.435	PASS
alpha-BHC	5.965	5.965	PASS	6.941	6.941	PASS
Hexachlorobenzene	5.868	5.868	PASS	7.039	7.039	PASS
gamma-BHC (Lindane)	6.359	6.359	PASS	7.336	7.336	PASS
beta-BHC	6.657	6.657	PASS	7.658	7.657	PASS
delta-BHC	6.988	6.988	PASS	7.965	7.965	PASS
Heptachlor	6.778	6.777	PASS	8.040	8.040	PASS
Aldrin	7.140	7.139	PASS	8.414	8.414	PASS
Heptachlor Epoxide	7.771	7.771	PASS	8.905	8.905	PASS
gamma-Chlordane	8.035	8.034	PASS	9.251	9.251	PASS
alpha-Chlordane	8.141	8.141	PASS	9.304	9.304	PASS
Endosulfan I	8.197	8.198	PASS	9.304	9.304	PASS
4,4'-DDE	8.383	8.383	PASS	9.462	9.462	PASS
Dieldrin	8.513	8.513	PASS	9.621	9.622	PASS
Endrin	8.850	8.850	PASS	9.865	9.865	PASS
4,4'-DDD	9.008	9.007	PASS	10.006	10.005	PASS
Endosulfan II	9.141	9.140	PASS	10.140	10.139	PASS
4,4'-DDT	9.293	9.294	PASS	10.311	10.311	PASS
Endrin Aldehyde	9.381	9.382	PASS	10.248	10.248	PASS
Endosulfan Sulfate	9.593	9.592	PASS	10.520	10.520	PASS
Methoxychlor	10.001	10.001	PASS	10.717	10.717	PASS
Endrin Ketone	10.195	10.195	PASS	10.906	10.906	PASS
Decachlorobiphenyl (S)	11.179	11.179	PASS	12.363	12.364	PASS

Signal #1 : L:\DATA\070403_A\ECD23918.D\ECD1A.CH Vial: 18
 Signal #2 : L:\DATA\070403_A\ECD23918.D\ECD2B.CH
 Acq On : 4-3-2007 08:55:20 PM Operator: STM
 Sample : LCS 580-17226/2-AA Inst : SEA035
 Misc : BT=SEA03517226 Multiplr: 1.00
 IntFile Signal #1: AUTOINT1.E IntFile Signal #2: AUTOINT2.E
 Quant Time: Apr 4 10:01 2007 Quant Results File: 070313_8081.RES

Quant Method : L:\METHODS\070313_8081.M (Chemstation Integrator)
 Title : 8081A Pesticides - Dual Column
 Last Update : Thu Mar 29 15:32:41 2007
 Response via : Multiple Level Calibration
 DataAcq Meth : PEST.M

Volume Inj. : 1.0 ul
 Signal #1 Phase : RTX-CLPesticides Signal #2 Phase: RTX-CLPesticides 2
 Signal #1 Info : Signal #2 Info :



Signal #1 : L:\DATA\070403_A\ECD23919.D\ECD1A.CH Vial: 19
Signal #2 : L:\DATA\070403_A\ECD23919.D\ECD2B.CH
Acq On : 4-3-2007 09:14:43 PM Operator: STM
Sample : LCSD 580-17226/3-AA Inst : SEA035
Misc : BT=SEA03517226 Multiplr: 1.00
IntFile Signal #1: AUTOINT1.E IntFile Signal #2: AUTOINT2.E
Quant Time: Apr 04 10:03:28 2007 Quant Results File: 070313_8081.RES

Quant Method : L:\METHODS\070313_8081.M (Chemstation Integrator)
Title : 8081A Pesticides - Dual Column
Last Update : Thu Mar 29 15:32:41 2007
Response via : Initial Calibration
DataAcq Meth : PEST.M

Volume Inj. : 1.0 ul
Signal #1 Phase : RTX-CLPesticides Signal #2 Phase: RTX-CLPesticides 2
Signal #1 Info : Signal #2 Info :

Compound RT#1 RT#2 Resp#1 Resp#2 ug/L ug/L

System Monitoring Compounds

Table with 7 columns: Sample ID, Compound Name, RT#1, RT#2, Resp#1, Resp#2, ug/L. Includes rows for SR Tetrachloro-m-xy and SR Decachlorobiphen with spiked amounts and recovery percentages.

Target Compounds

Table with 7 columns: Sample ID, Compound Name, RT#1, RT#2, Resp#1, Resp#2, ug/L. Lists various pesticides like Hexachlorobutadi, alpha-BHC, gamma-BHC, etc., with their respective retention times and response values.

Data File Name ECD23919.D
Sample Name LCSD 580-17226/3-AA
RT STD File Name ECD22089.D

Name	Column #1			Column #2		
	Ret Time	Std RT		Ret Time	Std RT	
Hexachlorobutadiene	3.160	3.160	PASS	4.160	4.160	PASS
Tetrachloro-m-xylene (S)	5.403	5.403	PASS	6.436	6.435	PASS
alpha-BHC	5.965	5.965	PASS	6.941	6.941	PASS
Hexachlorobenzene	5.868	5.868	PASS	7.039	7.039	PASS
gamma-BHC (Lindane)	6.360	6.359	PASS	7.336	7.336	PASS
beta-BHC	6.657	6.657	PASS	7.658	7.657	PASS
delta-BHC	6.987	6.988	PASS	7.964	7.965	PASS
Heptachlor	6.777	6.777	PASS	8.040	8.040	PASS
Aldrin	7.139	7.139	PASS	8.413	8.414	PASS
Heptachlor Epoxide	7.771	7.771	PASS	8.905	8.905	PASS
gamma-Chlordane	8.034	8.034	PASS	9.251	9.251	PASS
alpha-Chlordane	8.141	8.141	PASS	9.304	9.304	PASS
Endosulfan I	8.197	8.198	PASS	9.304	9.304	PASS
4,4'-DDE	8.383	8.383	PASS	9.462	9.462	PASS
Dieldrin	8.512	8.513	PASS	9.622	9.622	PASS
Endrin	8.850	8.850	PASS	9.866	9.865	PASS
4,4'-DDD	9.007	9.007	PASS	10.006	10.005	PASS
Endosulfan II	9.141	9.140	PASS	10.140	10.139	PASS
4,4'-DDT	9.294	9.294	PASS	10.311	10.311	PASS
Endrin Aldehyde	9.382	9.382	PASS	10.248	10.248	PASS
Endosulfan Sulfate	9.593	9.592	PASS	10.520	10.520	PASS
Methoxychlor	10.002	10.001	PASS	10.717	10.717	PASS
Endrin Ketone	10.195	10.195	PASS	10.906	10.906	PASS
Decachlorobiphenyl (S)	11.180	11.179	PASS	12.364	12.364	PASS

Signal #2 : L:\DATA\070403_A\ECD23919.D\ECD2B.CH

Acq On : 4-3-2007 09:14:43 PM

Operator: STM

Sample : LCSD 580-17226/3-AA

Inst : SEA035

Misc : BT=SEA03517226

Multiplr: 1.00

IntFile Signal #1: AUTOINT1.E

IntFile Signal #2: AUTOINT2.E

Quant Time: Apr 4 10:03 2007

Quant Results File: 070313_8081.RES

Quant Method : L:\METHODS\070313_8081.M (Chemstation Integrator)

Title : 8081A Pesticides - Dual Column

Last Update : Thu Mar 29 15:32:41 2007

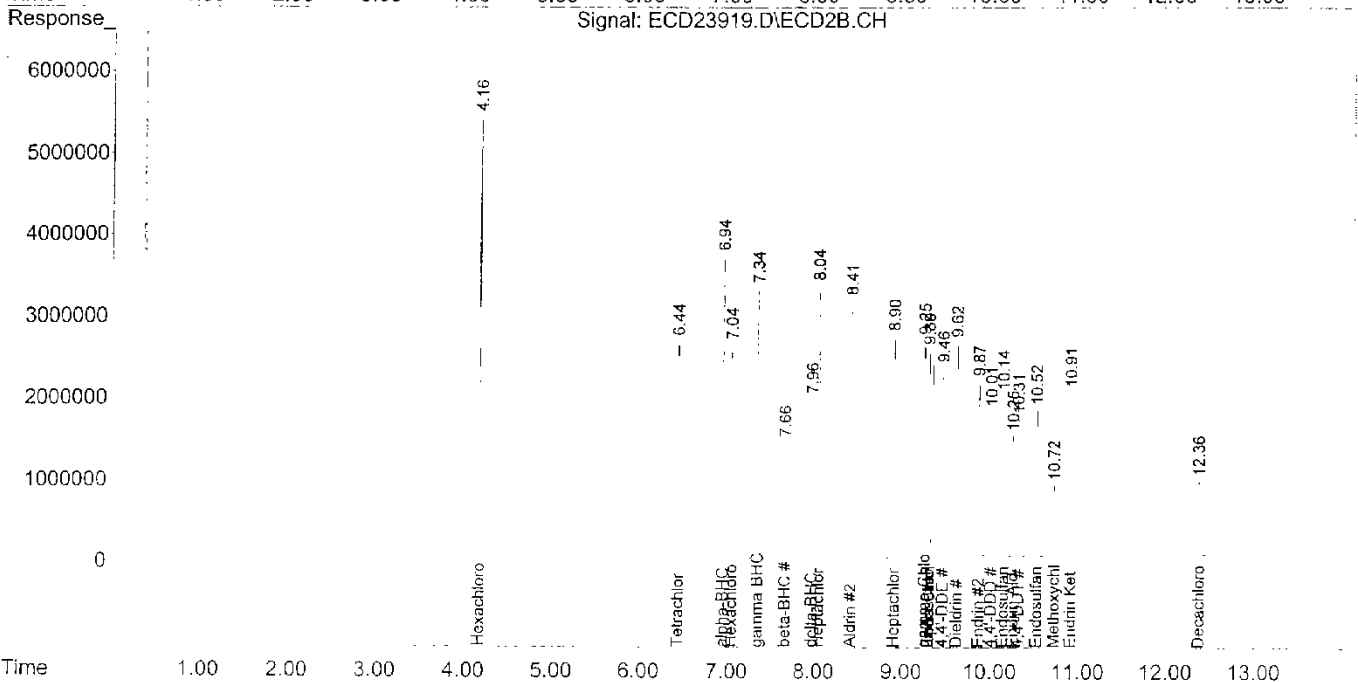
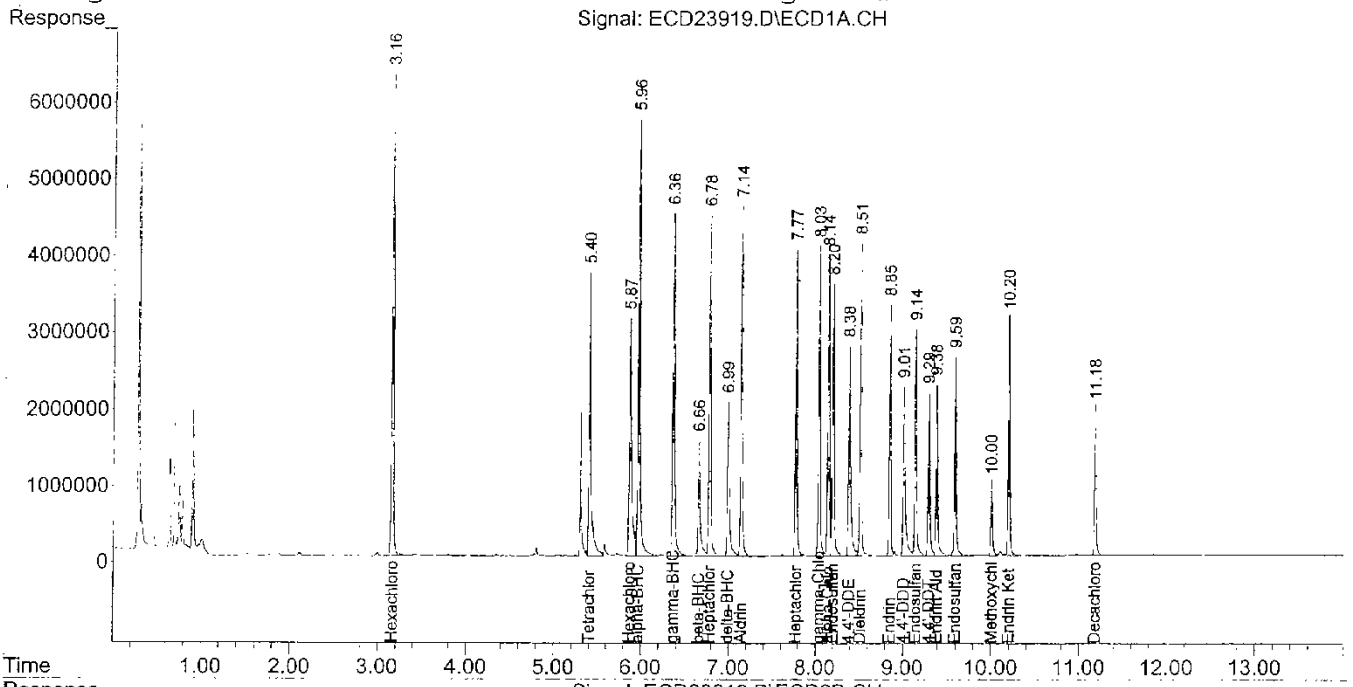
Response via : Multiple Level Calibration

DataAcq Meth : PEST.M

Volume Inj. : 1.0 ul

Signal #1 Phase : RTX-CLPesticides Signal #2 Phase: RTX-CLPesticides 2

Signal #1 Info : Signal #2 Info :



LABORATORY WORKSHEETS

Solid SW-846-3500 Analysis Sheet

(To Accompany Samples to Instruments)

Batch Number: 580-17226

Analyst: Chambers, Stephen L

Batch Open: 4/3/2007 8:21:42AM

Method Code: 580-3550B_LL-580

Batch End:

Ultrasonic Extraction (Low Level)

Input Sample Lab ID (Analytical Method)	SDG	Initial Amount	Final Amount	Due Date	Analytical TAT	Div Rank	Comments	Output Sample Lab ID
1 MB-580-17226/1 N/A	N/A	10 g	10 mL	N/A	N/A	N/A	Method 3660B Sulfur Clean-up	MB-580-17226/1-A-A1
2 LCS-580-17226/2 N/A	N/A	10 g	10 mL	N/A	N/A	N/A	Method 3660B Sulfur Clean-up	LCS-580-17226/2-A-A1
3 LCSD-580-17226/3 N/A	N/A	10 g	10 mL	N/A	N/A	N/A	Method 3660B Sulfur Clean-up	LCSD-580-17226/3-A-A1
4 580-5453-C-9 (8081A)	N/A	10.6480 g	10 mL	4/12/07	8_Days - R	2	Method 3660B Sulfur Clean-up	580-5453-C-9-A1
5 580-5453-C-9-MS (8081A)	N/A	10.3014 g	10 mL	4/12/07	8_Days - R	2	Method 3660B Sulfur Clean-up	580-5453-C-9-MS-A1
6 580-5453-C-9-MSD (8081A)	N/A	10.4250 g	10 mL	4/12/07	8_Days - R	2	Method 3660B Sulfur Clean-up	580-5453-C-9-MSD-A1
7 580-5372-A-3 (8081A)	N/A	10.6762 g	10 mL	4/10/07	13_Days - E	4	Method 3660B Sulfur Clean-up	580-5372-A-3-A1
8 580-5385-B-11 (8081A)	N/A	10.9420 g	10 mL	4/4/07	8_Days - R	4	Method 3660B Sulfur Clean-up	580-5385-B-11-A1
9 580-5385-B-12 (8081A)	N/A	10.5907 g	10 mL	4/11/07	13_Days - E	4	Method 3660B Sulfur Clean-up	580-5385-B-12-A1
10 580-5404-A-13 (8081A)	N/A	10.0234 g	10 mL	4/12/07	13_Days - E	4	Method 3660B Sulfur Clean-up	580-5404-A-13-A1
11 580-5404-A-14 (8081A)	N/A	10.5485 g	10 mL	4/12/07	13_Days - E	4	Method 3660B Sulfur Clean-up	580-5404-A-14-A1

Solid SW-846-3500 Analysis Sheet

(To Accompany Samples to Instruments)

Batch Number: 580-17226

Analyst: Chambers, Stephen L

Batch Open: 4/3/2007 8:21:42AM

Method Code: 580-3550B_LL-580

Batch End:

Batch Notes

Batch Comment sea203

Person's name who did the concentration

Vendor lot number

Prep Solvent Volume Used 10

Person's name who witnessed reagent drop

Solvent

Hexanes

Vendor of Reagent used J.T. Baker

Solid SW-846-3500 Analysis Sheet

(To Accompany Samples to Instruments)

Batch Number: 580-17226

Analyst: Chambers, Stephen L

Batch Open: 4/3/2007 8:21:42AM

Method Code: 580-3550B_LL-580

Batch End:

Comments

580-5453-C-9

Method Comments: Sediment project, need to meet SQS

580-5453-C-9~MS

Method Comments: Sediment project, need to meet SQS

580-5453-C-9~MSD

Method Comments: Sediment project, need to meet SQS

Login Comments for Job 5372: PND07-9 4oz soil jar rcvd broken..
PHD07-9 Methanol preserved sample in non pretared jar...

580-5372-A-3

Method Comments: Sediments -- low level

580-5385-B-11

Method Comments: Sediments -- low level

580-5385-B-12

Method Comments: Sediments -- low level

580-5404-A-13

Method Comments: Sediments -- low level

580-5404-A-14

Method Comments: Sediments -- low level

Solid SW-846-3500 Analysis Sheet

(To Accompany Samples to Instruments)

Batch Number: 580-17226

Analyst: Chambers, Stephen L

Batch Open: 4/3/2007 8:21:42AM

Method Code: 580-3550B_LL-580

Batch End:

Reagent Additions Worksheet

Lab ID	Reagent Code	Amount Added	Final Amount	By	Witness
MB 580-17226/1	PESTSURR_00007	100 uL	10 mL		
LCS 580-17226/2	PESTSPIKE_00002	100 uL	10 mL		
LCS 580-17226/2	PESTSURR_00007	100 uL	10 mL		
LCSD 580-17226/3	PESTSPIKE_00002	100 uL	10 mL		
LCSD 580-17226/3	PESTSURR_00007	100 uL	10 mL		
580-5453-C-9	PESTSURR_00007	100 uL	10 mL		
580-5453-C-9 MS	PESTSPIKE_00002	100 uL	10 mL		
580-5453-C-9 MS	PESTSURR_00007	100 uL	10 mL		
580-5453-C-9 MSD	PESTSPIKE_00002	100 uL	10 mL		
580-5453-C-9 MSD	PESTSURR_00007	100 uL	10 mL		
580-5372-A-3	PESTSURR_00007	100 uL	10 mL		
580-5385-B-11	PESTSURR_00007	100 uL	10 mL		
580-5385-B-12	PESTSURR_00007	100 uL	10 mL		
580-5404-A-13	PESTSURR_00007	100 uL	10 mL		
580-5404-A-14	PESTSURR_00007	100 uL	10 mL		

Solid SW-846-3500 Analysis Sheet

(To Accompany Samples to Instruments)

Batch Number: 580-17226

Analyst: Chambers, Stephen L

Batch Open: 4/3/2007 8:21:42AM

Method Code: 580-3550B_LL-580

Batch End:

Reagent	Amount/Units	Lot#:

Other Reagents:

PCB DATA PACKAGE

SAMPLE DATA

Signal #1 : Z:\DATA\070404_A\PCB6996.D\ECD1A.CH Vial: 22
Signal #2 : Z:\DATA\070404_A\PCB6996.D\ECD2B.CH
Acq On : 4-4-2007 07:43:27 AM Operator: SLC
Sample : 580-5372-A-3-A Inst : sea034
Misc : BT=SEA03417227 Multiplr: 1.00
IntFile Signal #1: EVENTS.E IntFile Signal #2: EVENTS2.E
Quant Time: Apr 04 12:10:08 2007 Quant Results File: 1660_8082_070319.RES

Quant Method : Z:\METHODS\1660_8082_070319.M (Chemstation Integrator)
Title : PCBs by USEPA Method 8082
Last Update : Tue Mar 20 09:27:49 2007
Response via : Initial Calibration
DataAcq Meth : PCBLOW.M

Volume Inj. :
Signal #1 Phase : Signal #2 Phase:
Signal #1 Info : Signal #2 Info :

Compound RT#1 RT#2 Resp#1 Resp#2 ug/L ug/L

System Monitoring Compounds

Table with 7 columns: Compound, RT#1, RT#2, Resp#1, Resp#2, ug/L, ug/L. Rows include Tetrachloro-m-xy and Decachlorobiphen with associated recovery percentages.

Target Compounds

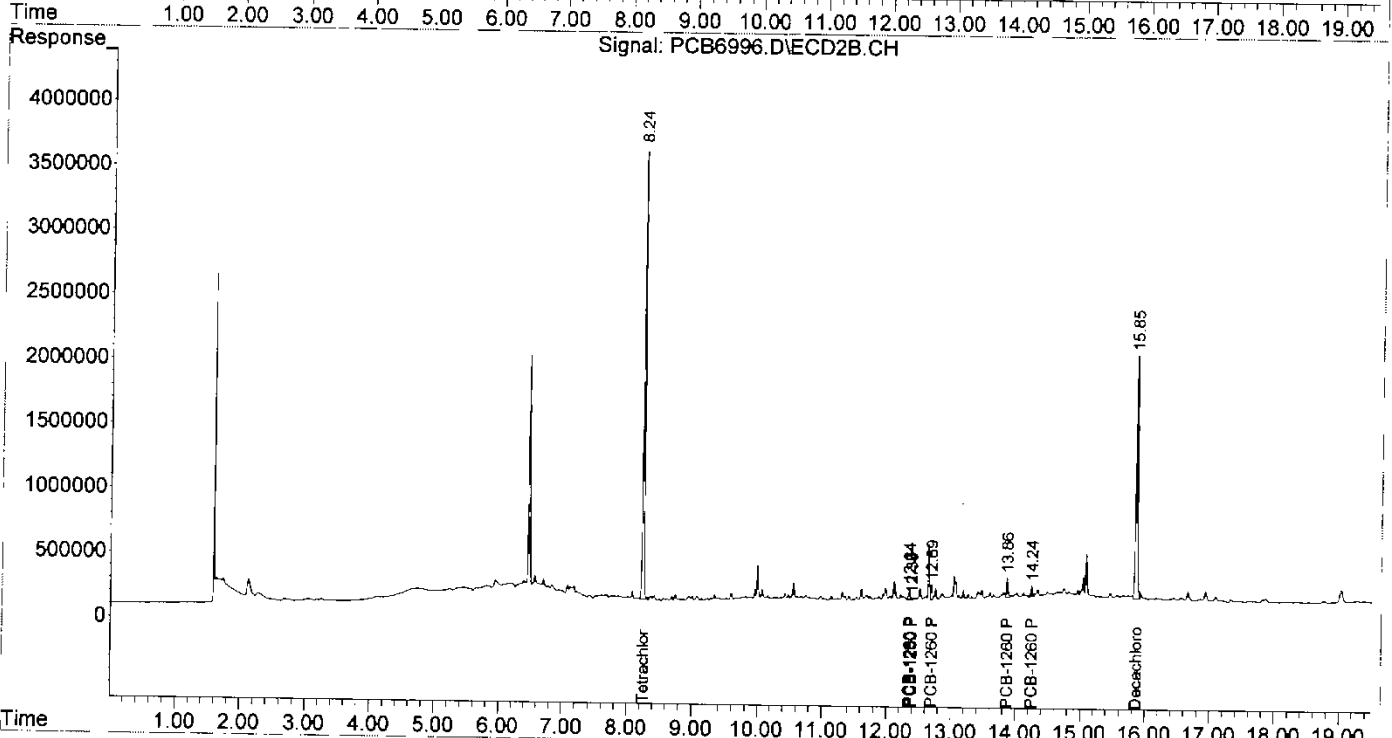
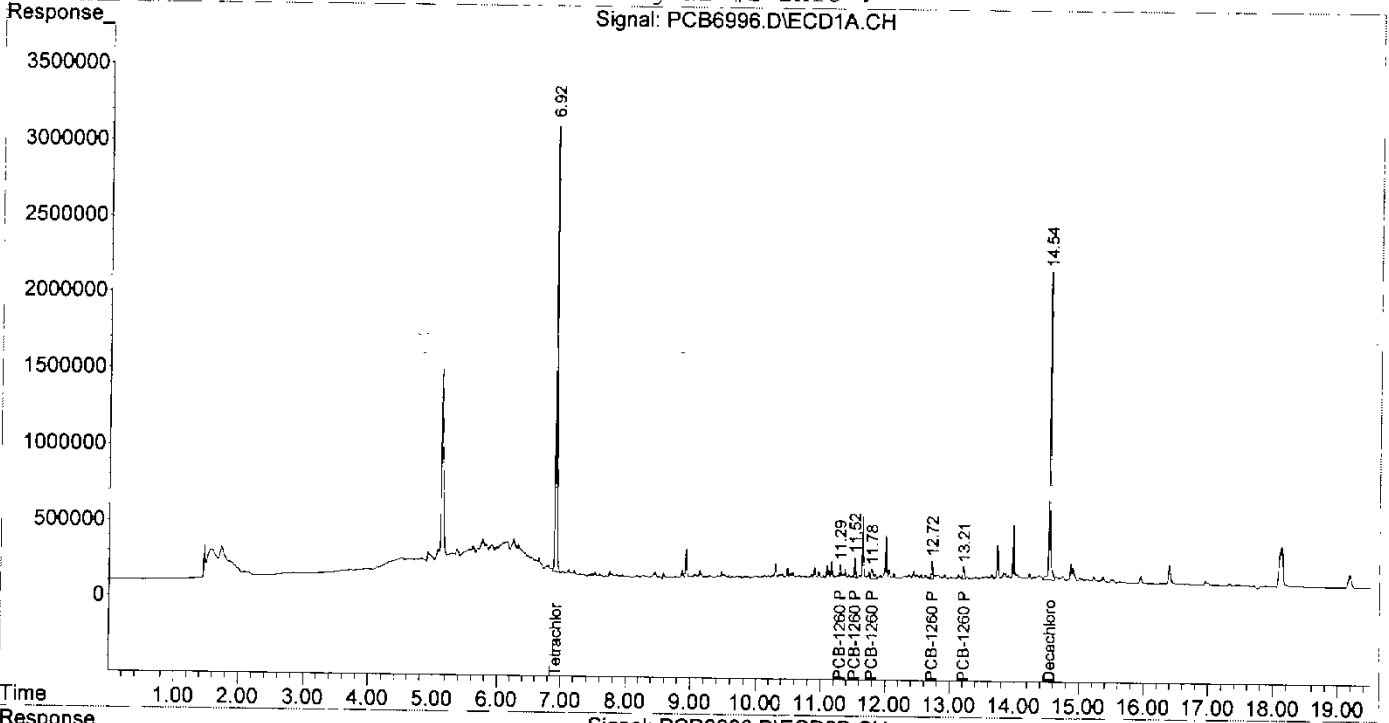
Table with 7 columns: Compound, RT#1, RT#2, Resp#1, Resp#2, ug/L, ug/L. Rows include PCB-1016 and PCB-1260 peaks and totals.

SLC 4/5/07

Signal #1 : Z:\DATA\070404_A\PCB6996.D\ECD1A.CH Vial: 22
 Signal #2 : Z:\DATA\070404_A\PCB6996.D\ECD2B.CH
 Acq On : 4-4-2007 07:43:27 AM Operator: SLC
 Sample : 580-5372-A-3-A Inst : sea034
 Misc : BT=SEA03417227 Multiplr: 1.00
 IntFile Signal #1: EVENTS.E IntFile Signal #2: EVENTS2.E
 Quant Time: Apr 5 7:03 2007 Quant Results File: 1660_8082_070319.RES

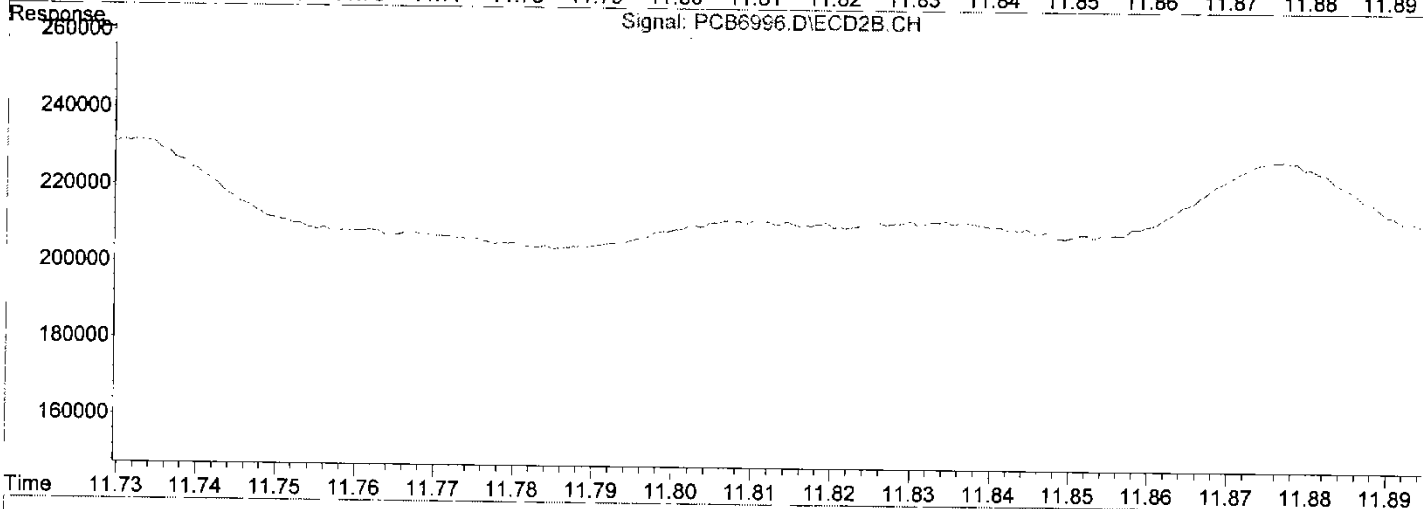
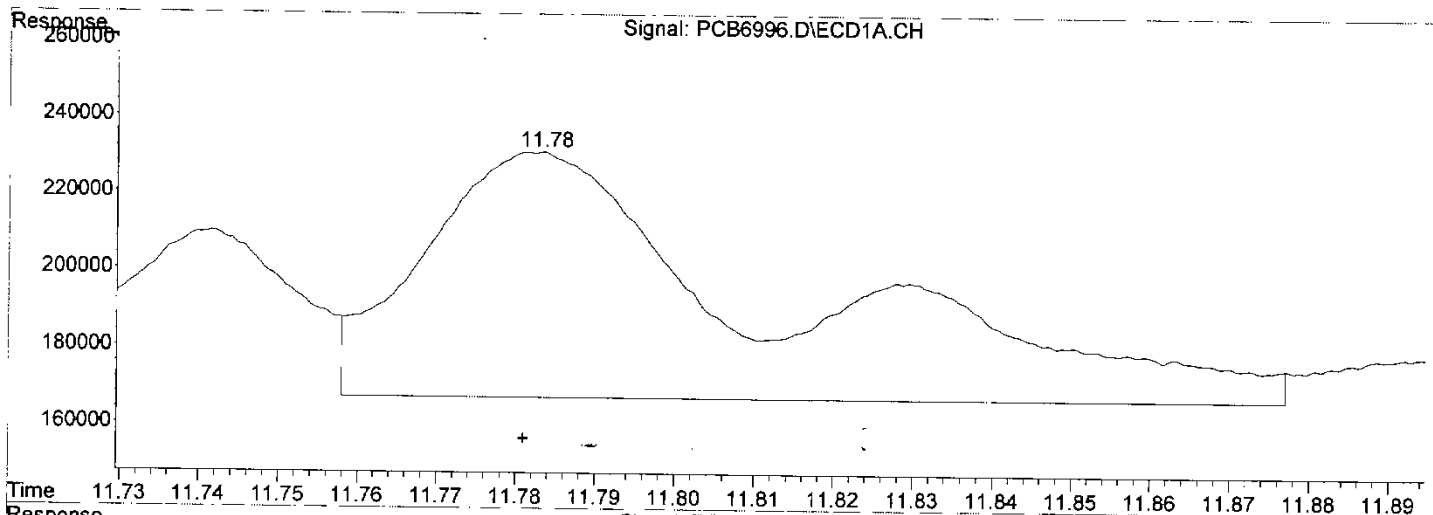
Quant Method : Z:\METHODS\1660_8082_070319.M (Chemstation Integrator)
 Title : PCBs by USEPA Method 8082
 Last Update : Tue Mar 20 09:27:49 2007
 Response via : Multiple Level Calibration
 DataAcq Meth : PCBSLOW.M

Volume Inj. :
 Signal #1 Phase : Signal #2 Phase:
 Signal #1 Info : Signal #2 Info :



Signal #1 : Z:\DATA\070404_A\PCB6996.D\ECD1A.CH Vial: 22
 Signal #2 : Z:\DATA\070404_A\PCB6996.D\ECD2B.CH
 Acq On : 4-4-2007 07:43:27 AM Operator: SLC
 Sample : 580-5372-A-3-A Inst : sea034
 Misc : BT=SEA03417227 Multiplr: 1.00
 IntFile Signal #1: EVENTS.E IntFile Signal #2: EVENTS2.E
 Quant Time: Apr 4 13:39 2007 Quant Results File: 1660_8082_070319.RES

Method : Z:\METHODS\1660_8082_070319.M (Chemstation Integrator)
 Title : PCBs by USEPA Method 8082
 Last Update : Tue Mar 20 09:27:49 2007
 Response via : Multiple Level Calibration



(10) PCB-1260 Peak 3 #2 (L2)

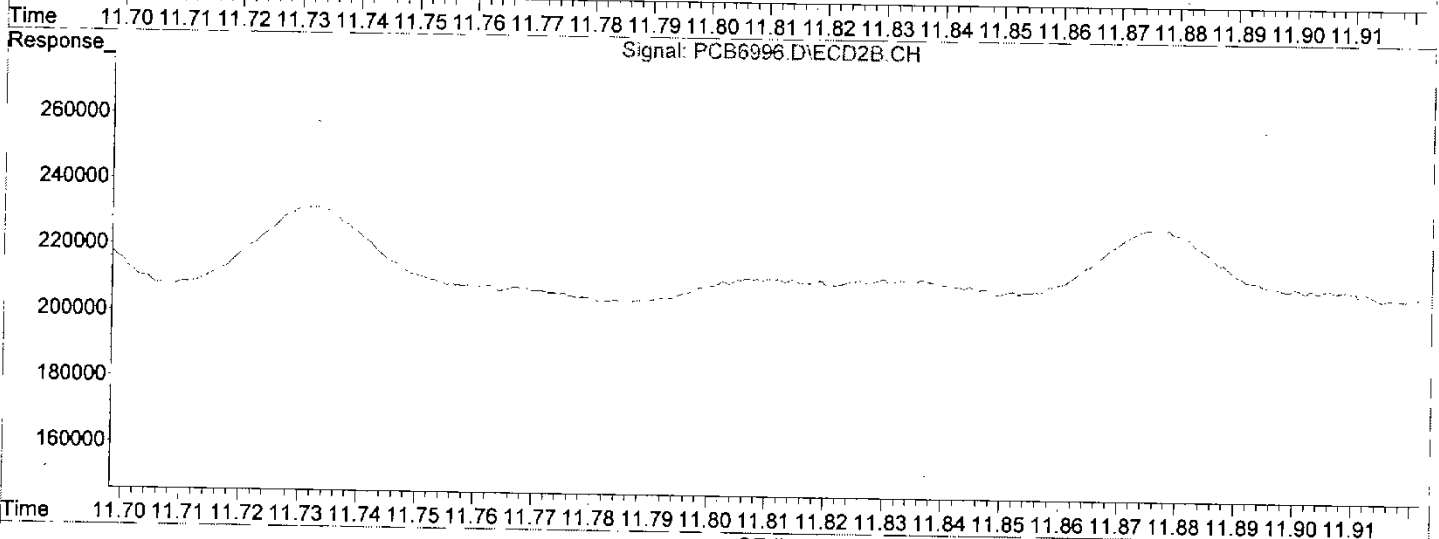
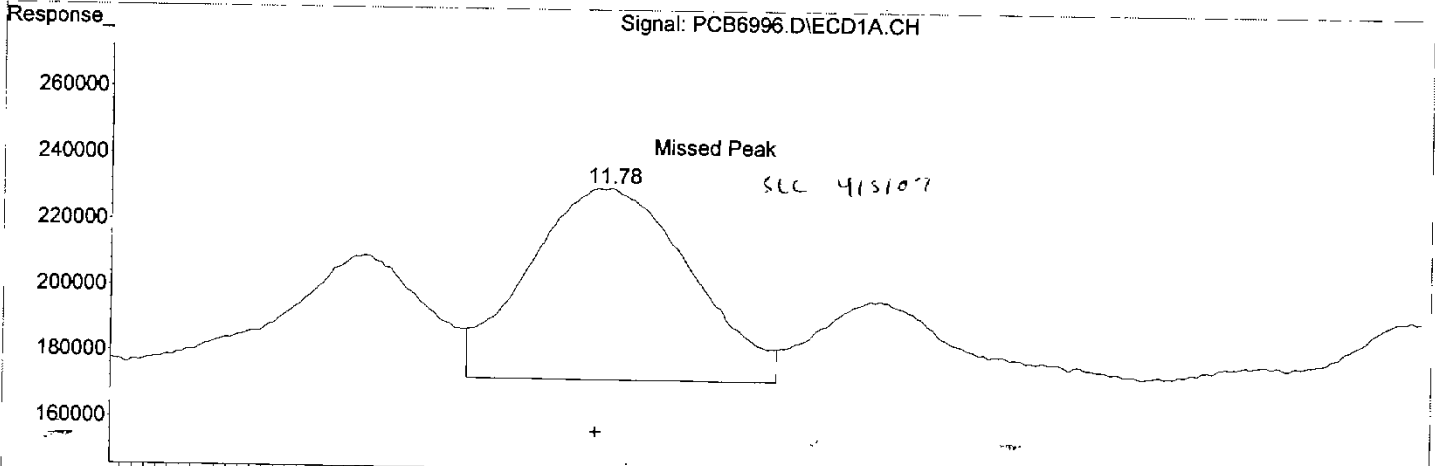
R.T.	Response	Conc
11.78	1981303	12.34
12.72	1828160	8.36
13.21	1539526	9.11

(10) PCB-1260 Peak 3 #2 (L2)

R.T.	Response	Conc
12.69	1721978	12.34
13.86	2486592	11.45
14.24	1649200	13.00

Signal #1 : Z:\DATA\070404_A\PCB6996.D\ECD1A.CH Vial: 22
 Signal #2 : Z:\DATA\070404_A\PCB6996.D\ECD2B.CH
 Acq On : 4-4-2007 07:43:27 AM Operator: SLC
 Sample : 580-5372-A-3-A Inst : sea034
 Misc : BT=SEA03417227 Multiplr: 1.00
 IntFile Signal #1: EVENTS.E IntFile Signal #2: EVENTS2.E
 Quant Time: Apr 4 13:39 2007 Quant Results File: 1660_8082_070319.RES

Method : Z:\METHODS\1660_8082_070319.M (Chemstation Integrator)
 Title : PCBs by USEPA Method 8082
 Last Update : Tue Mar 20 09:27:49 2007
 Response via : Multiple Level Calibration



(10) PCB-1260 Peak 3 (L4)

R.T.	Response	Conc
11.78	1126266	0.91
12.72	1828160	8.36
13.21	1539526	9.11

(10) PCB-1260 Peak 3 #2 (L4)

R.T.	Response	Conc
12.69	1721978	12.34
13.86	2486592	11.45
14.24	1649200	13.00

(+) = Expected Retention Time

Signal #1 : Z:\DATA\070404_A\PCB6996.D\ECD1A.CH Vial: 22
 Signal #2 : Z:\DATA\070404_A\PCB6996.D\ECD2B.CH
 Acq On : 4-4-2007 07:43:27 AM Operator: SLC
 Sample : 580-5372-A-3-A Inst : sea034
 Misc : BT=SEA03417227 Multiplr: 1.00
 IntFile Signal #1: EVENTS.E IntFile Signal #2: EVENTS2.E
 Quant Time: Apr 04 12:10:08 2007 Quant Results File: 1660_8082_070319.RES

Quant Method : Z:\METHODS\1660_8082_070319.M (Chemstation Integrator)
 Title : PCBs by USEPA Method 8082
 Last Update : Tue Mar 20 09:27:49 2007
 Response via : Initial Calibration
 DataAcq Meth : PCBSLOW.M

Volume Inj. :
 Signal #1 Phase : Signal #2 Phase:
 Signal #1 Info : Signal #2 Info :

Compound	RT#1	RT#2	Resp#1	Resp#2	ug/L	ug/L
System Monitoring Compounds						
1) S Tetrachloro-m-xy	6.92	8.24f	44917894	52029390	17.461	16.954
Spiked Amount	20.000					
				Recovery =	87.30%	84.77%
14) S Decachlorobiphen	14.54	15.85	30404104	37613966	16.138	18.878
Spiked Amount	20.000					
				Recovery =	80.69%	94.39%
Target Compounds						
2) L3 PCB-1016 Peak 1	0.00	0.00	0	0	N.D. d	N.D. d
3) L3 PCB-1016 Peak 2	0.00	0.00	0	0	N.D. d	N.D. d
4) L3 PCB-1016 Peak 3	0.00	0.00	0	0	N.D. d	N.D. d
5) L3 PCB-1016 Peak 4	0.00	0.00	0	0	N.D. d	N.D. d
6) L3 PCB-1016 Peak 5	0.00	0.00	0	0	N.D. d	N.D. d
7) L3 PCB-1016 - Total	0.00	0.00	0	0	N.D. d	N.D. d
8) L4 PCB-1260 Peak 1	11.29	12.38	958967	222603	8.407	1.710 #
9) L4 PCB-1260 Peak 2	11.52	12.34	1868507	1553839	12.362	10.076
10) L4 PCB-1260 Peak 3	11.78	12.69	1126266	1721978	0.911	12.337 #
11) L4 PCB-1260 Peak 4	12.72	13.86f	1828160	2486592	8.361	11.453 #
12) L4 PCB-1260 Peak 5	13.21	14.24	1539526	1649200	9.111	12.999 #
13) L4 PCB-1260 - Total	0.00	0.00	7321426	7634212	9.819m	10.159m

Signal #1 : Z:\DATA\070404_A\PCB6996.D\ECD1A.CH
Signal #2 : Z:\DATA\070404_A\PCB6996.D\ECD2B.CH
Acq On : 4-4-2007 07:43:27 AM
Sample : 580-5372-A-3-A
Misc : BT=SEA03417227

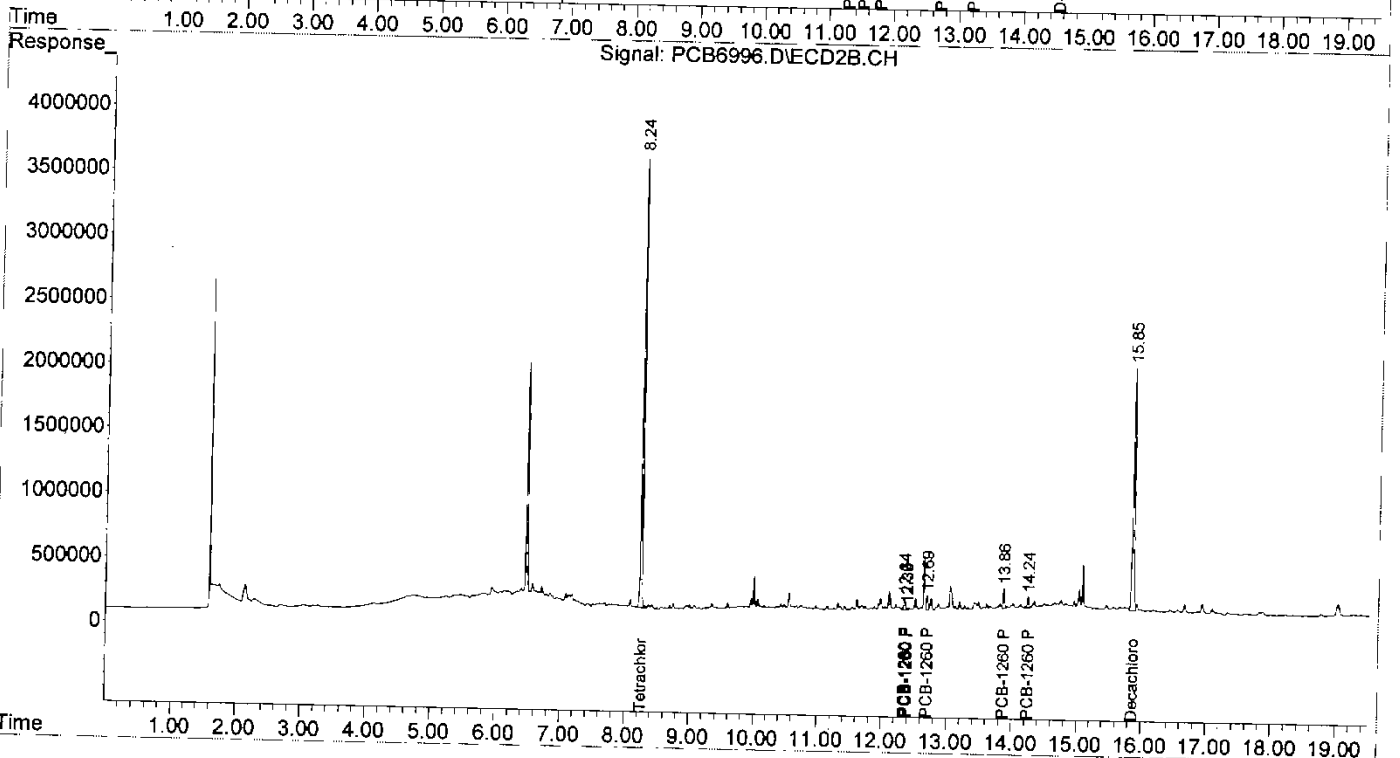
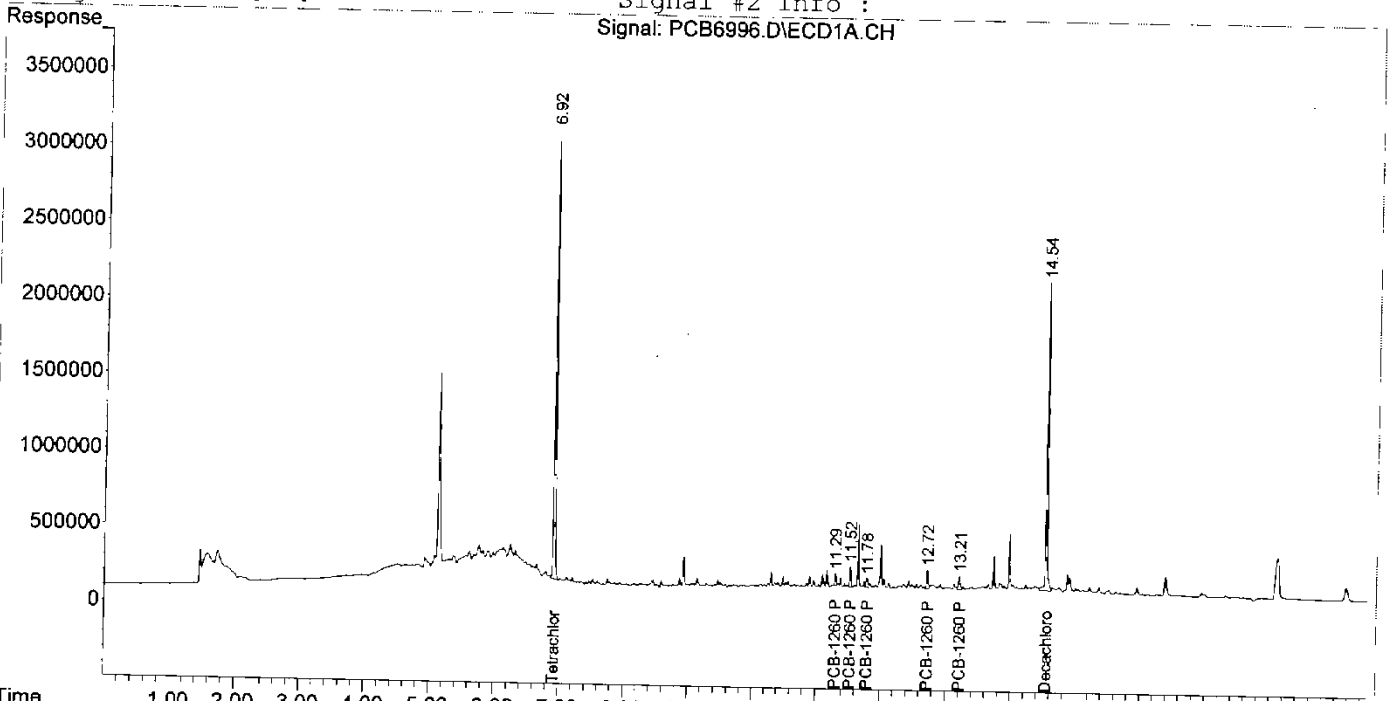
Vial: 22

Operator: SLC
Inst : sea034
Multiplr: 1.00

IntFile Signal #1: EVENTS.E IntFile Signal #2: EVENTS2.E
Quant Time: Apr 4 13:39 2007 Quant Results File: 1660_8082_070319.RES

Quant Method : Z:\METHODS\1660_8082_070319.M (Chemstation Integrator)
Title : PCBs by USEPA Method 8082
Last Update : Tue Mar 20 09:27:49 2007
Response via : Multiple Level Calibration
DataAcq Meth : PCBSLOW.M

Volume Inj. :
Signal #1 Phase : Signal #2 Phase:
Signal #1 Info : Signal #2 Info:



Signal #1 : Z:\DATA\070404_A\PCB6996.D\ECD1A.CH Vial: 22
 Signal #2 : Z:\DATA\070404_A\PCB6996.D\ECD2B.CH
 Acq On : 4-4-2007 07:43:27 AM Operator: SLC
 Sample : 580-5372-A-3-A Inst : sea034
 Misc : BT=SEA03417227 Multiplr: 1.00
 IntFile Signal #1: EVENTS.E IntFile Signal #2: EVENTS2.E
 Quant Time: Apr 04 12:10:08 2007 Quant Results File: 1660_8082_070319.RES

Quant Method : Z:\METHODS\1660_8082_070319.M (Chemstation Integrator)
 Title : PCBs by USEPA Method_8082
 Last Update : Tue Mar 20 09:27:49 2007
 Response via : Initial Calibration
 DataAcq Meth : PCBSLOW.M

Volume Inj. :
 Signal #1 Phase : Signal #2 Phase:
 Signal #1 Info : Signal #2 Info :

Compound	RT#1	RT#2	Resp#1	Resp#2	ug/L	ug/L
System Monitoring Compounds						
1) S Tetrachloro-m-xy	6.92	8.24f	44917894	52029390	17.461	16.954
Spiked Amount	20.000					
				Recovery =	87.30%	84.77%
14) S Decachlorobiphen	14.54	15.85	30404104	37613966	16.138	18.878
Spiked Amount	20.000					
				Recovery =	80.69%	94.39%
Target Compounds						
2) L3 PCB-1016 Peak 1	8.33	9.31	354135	329442	N.D.	4.967 #
3) L3 PCB-1016 Peak 2	9.01	10.06	116924	2227381	0.938	22.083 #
4) L3 PCB-1016 Peak 3	9.75	10.15	207163	824066	3.356	3.332
5) L3 PCB-1016 Peak 4	9.97	10.74	156742	1260497	2.988	16.383 #
6) L3 PCB-1016 Peak 5	10.29	11.31	1483099	1030083	24.425	15.115 #
7) L3 PCB-1016 - Total	0.00	0.00	2318064	5671469	5.929m	14.384m#
8) L4 PCB-1260 Peak 1	11.29	12.38	958967	222603	8.407	1.710 #
9) L4 PCB-1260 Peak 2	11.52	12.34	1868507	1553839	12.362	10.076
10) L4 PCB-1260 Peak 3	11.78	12.69	1126266	1721978	0.911	12.337 #
11) L4 PCB-1260 Peak 4	12.72	13.86f	1828160	2486592	8.361	11.453 #
12) L4 PCB-1260 Peak 5	13.21	14.24	1539526	1649200	9.111	12.999 #
13) L4 PCB-1260 - Total	0.00	0.00	7321426	7634212	9.819m	10.159m

Signal #1 : Z:\DATA\070404_A\PCB6996.D\ECD1A.CH
Signal #2 : Z:\DATA\070404_A\PCB6996.D\ECD2B.CH
Acq On : 4-4-2007 07:43:27 AM
Sample : 580-5372-A-3-A
Misc : BT=SEA03417227

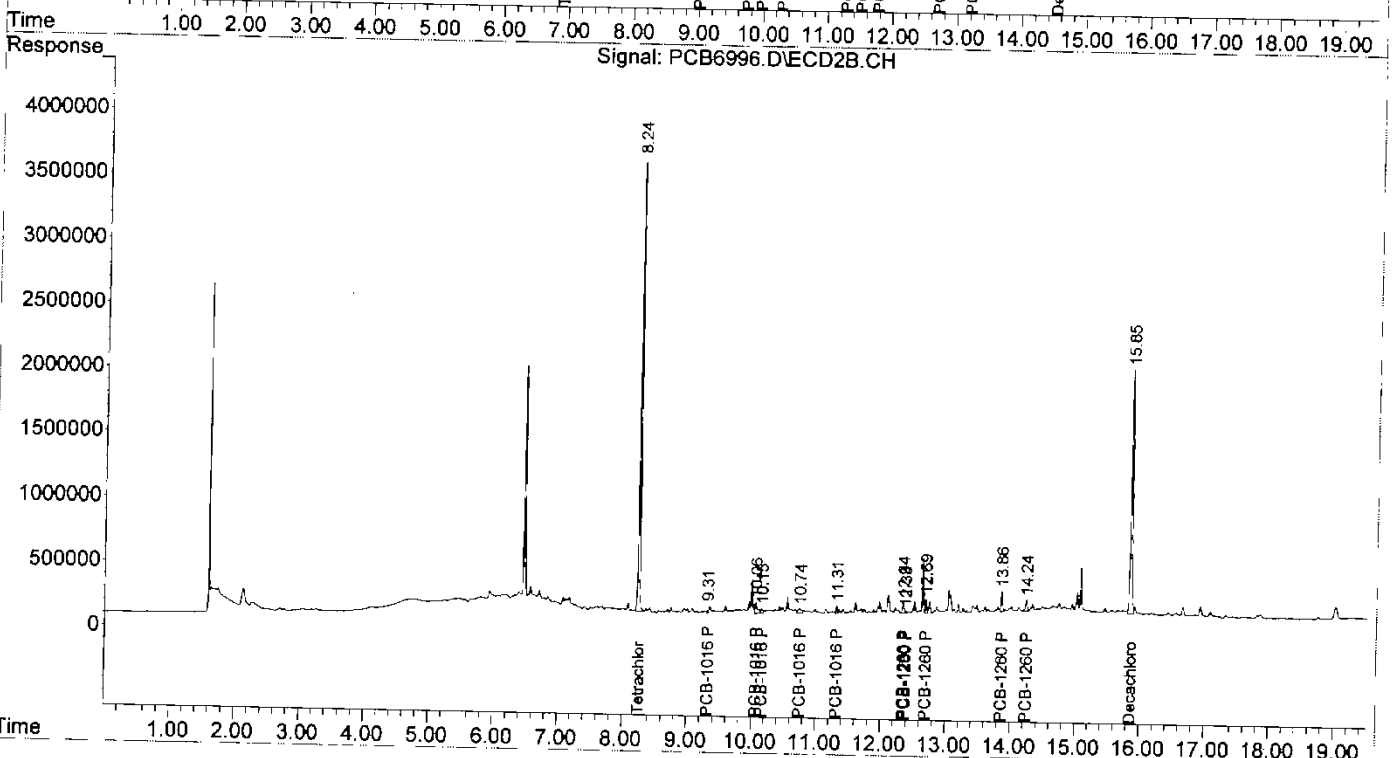
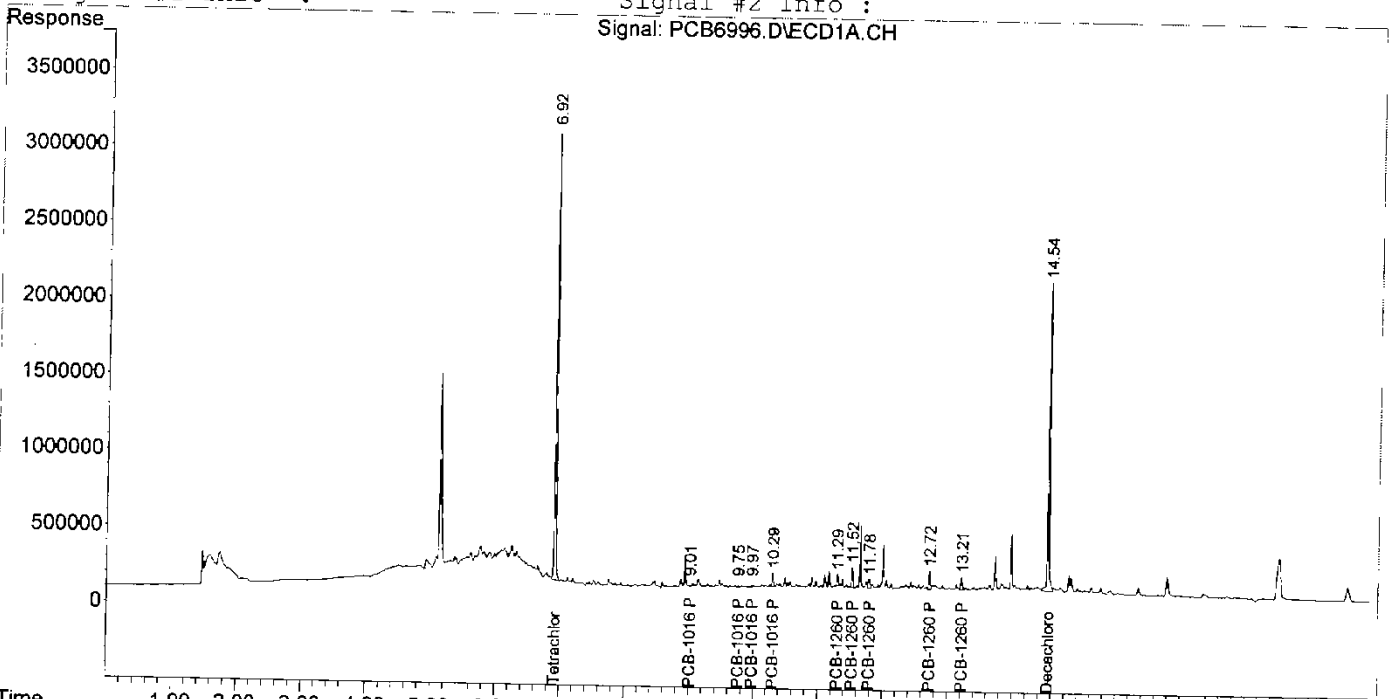
Vial: 22

Operator: SLC
Inst : sea034
Multiplr: 1.00

IntFile Signal #1: EVENTS.E IntFile Signal #2: EVENTS2.E
Quant Time: Apr 4 12:10 2007 Quant Results File: 1660_8082_070319.RES

Quant Method : Z:\METHODS\1660_8082_070319.M (Chemstation Integrator)
Title : PCBs by USEPA Method 8082
Last Update : Tue Mar 20 09:27:49 2007
Response via : Multiple Level Calibration
DataAcq Meth : PCB SLOW.M

Volume Inj. :
Signal #1 Phase : Signal #2 Phase:
Signal #1 Info : Signal #2 Info :



Signal #1 : Z:\DATA\070403_A\PCB6985.D\ECD1A.CH Vial: 22
 Signal #2 : Z:\DATA\070403_A\PCB6985.D\ECD2B.CH
 Acq On : 4-3-2007 09:57:48 PM Operator: SLC
 Sample : 580-5372-A-3-A Inst : sea034
 Misc : BT=SEA03417227 Multiplr: 1.00
 IntFile Signal #1: EVENTS.E IntFile Signal #2: EVENTS2.E
 Quant Time: Apr 04 12:09:45 2007 Quant Results File: 1660_8082_070319.RES

Quant Method : Z:\METHODS\1660_8082_070319.M (Chemstation Integrator)
 Title : PCBs by USEPA Method 8082
 Last Update : Tue Mar 20 09:27:49 2007
 Response via : Initial Calibration
 DataAcq Meth : PCBSLOW.M

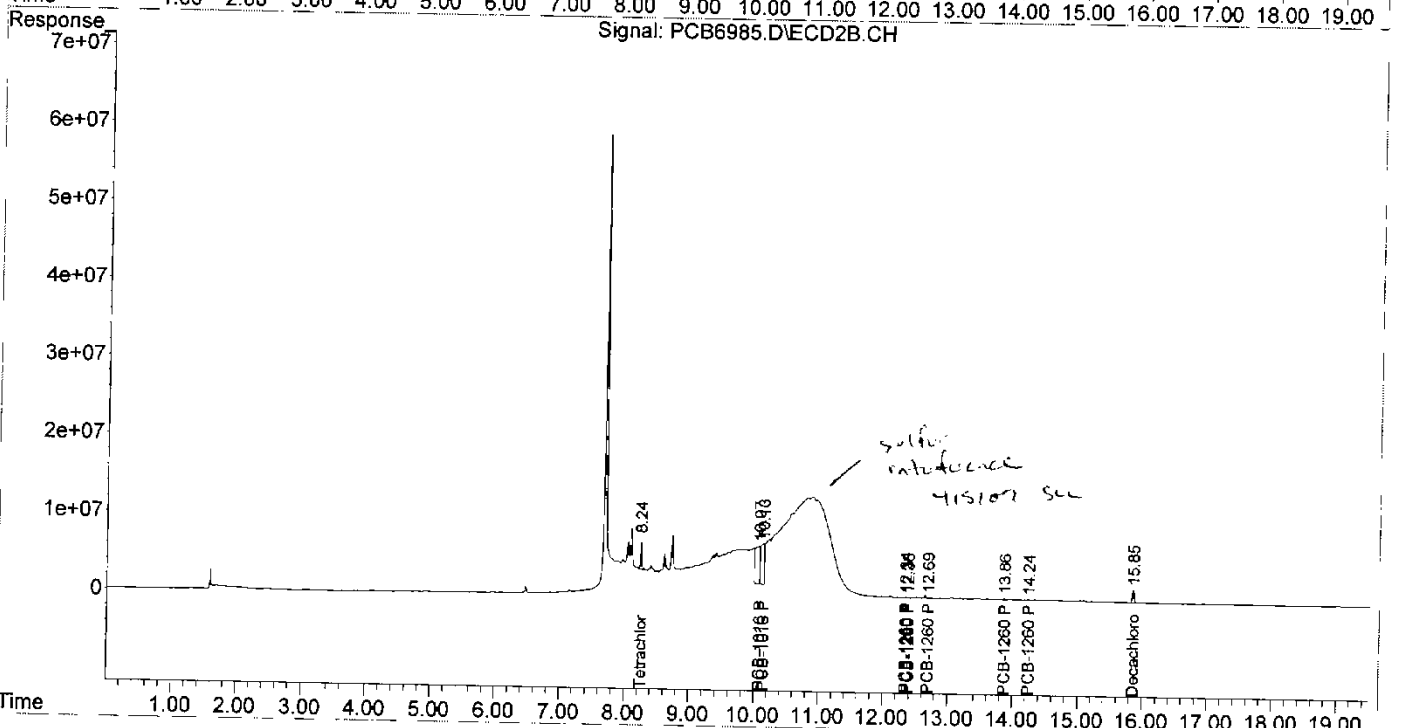
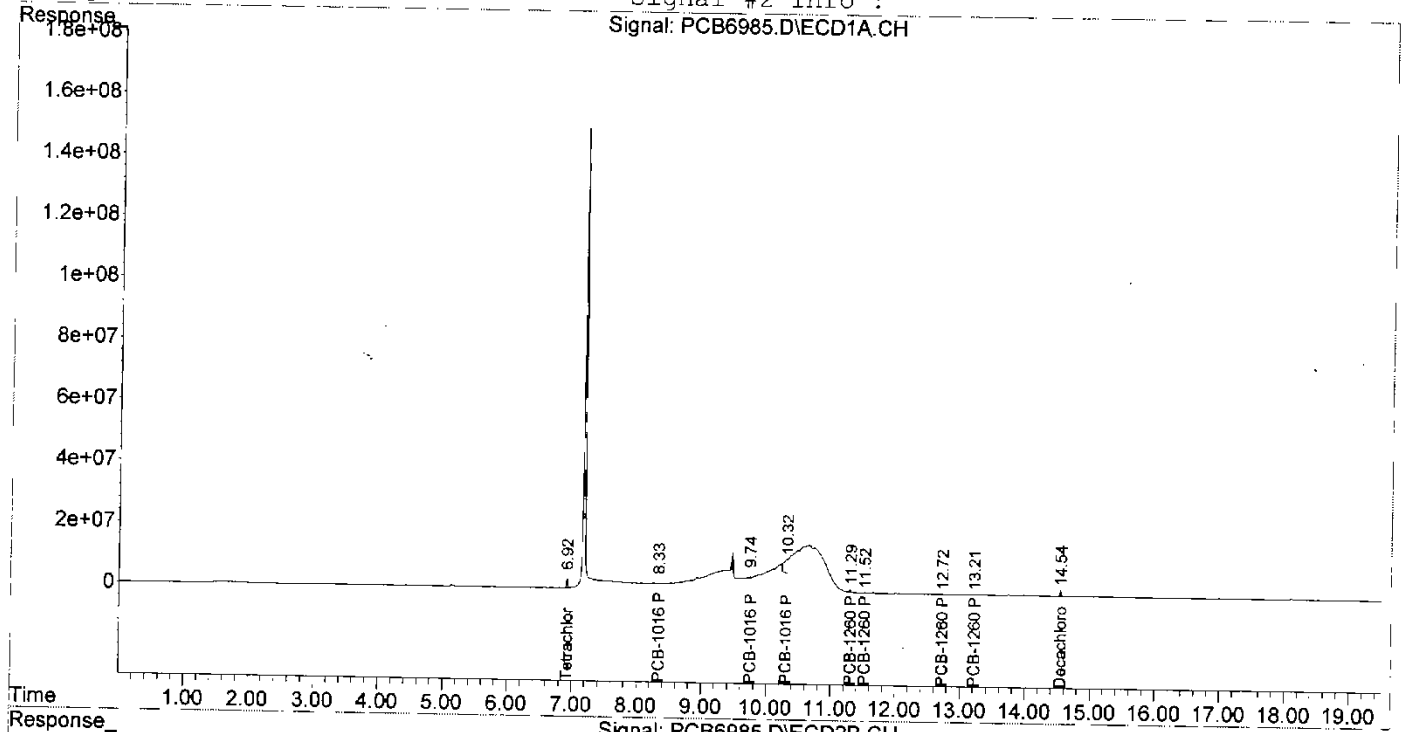
Volume Inj. :
 Signal #1 Phase : Signal #2 Phase:
 Signal #1 Info : Signal #2 Info :

Compound	RT#1	RT#2	Resp#1	Resp#2	ug/L	ug/L
System Monitoring Compounds						
1) S Tetrachloro-m-xy	6.92	8.24f	42078515	52458409	16.357	17.093
Spiked Amount	20.000					
			Recovery	=	81.78%	85.47%
14) S Decachlorobiphen	14.54	15.85	28534148	33602113	15.145	16.864
Spiked Amount	20.000					
			Recovery	=	75.72%	84.32%
Target Compounds						
2) L3 PCB-1016 Peak 1	8.33	0.00	3610967	0	34.401	N.D. #
3) L3 PCB-1016 Peak 2	0.00	10.07	0	248.6E6	N.D.	2464.863 #
4) L3 PCB-1016 Peak 3	9.74f	10.13f	11674399	207.6E6	189.107	2747.362 #
5) L3 PCB-1016 Peak 4	0.00	0.00	0	0	N.D.	N.D. #
6) L3 PCB-1016 Peak 5	10.31	0.00	180.3E6	0	2969.143	N.D. #
7) L3 PCB-1016 - Total	0.00	0.00	195.6E6	456.3E6	500.200m	1157.141m#
8) L4 PCB-1260 Peak 1	11.29	12.38f	9580592	815546	83.990	6.266 #
9) L4 PCB-1260 Peak 2	11.52	12.34	1581250	1689313	10.461	11.178 #
10) L4 PCB-1260 Peak 3	11.78	12.69	700025	2033009	N.D.	14.565 #
11) L4 PCB-1260 Peak 4	12.72	13.86f	1762809	3360910	8.062	15.479 #
12) L4 PCB-1260 Peak 5	13.21	14.24	1396694	2155215	8.266	16.987 #
13) L4 PCB-1260 - Total	0.00	0.00	15021371	10053992	20.145m	13.379m#

Signal #1 : Z:\DATA\070403_A\PCB6985.D\ECD1A.CH Vial: 22
 Signal #2 : Z:\DATA\070403_A\PCB6985.D\ECD2B.CH
 Acq On : 4-3-2007 09:57:48 PM Operator: SLC
 Sample : 580-5372-A-3-A Inst : sea034
 Misc : BT=SEA03417227 Multiplr: 1.00
 IntFile Signal #1: EVENTS.E IntFile Signal #2: EVENTS2.E
 Quant Time: Apr 4 12:09 2007 Quant Results File: 1660_8082_070319.RES

Quant Method : Z:\METHODS\1660_8082_070319.M (Chemstation Integrator)
 Title : PCBs by USEPA Method 8082
 Last Update : Tue Mar 20 09:27:49 2007
 Response via : Multiple Level Calibration
 DataAcq Meth : PCBLOW.M

Volume Inj. :
 Signal #1 Phase : Signal #2 Phase:
 Signal #1 Info : Signal #2 Info :



INITIAL CALIBRATION

Method : Z:\METHODS\1660_8082_070319.M (Chemstation Integrator)
 Title : PCBs by USEPA Method 8082
 Last Update : Tue Mar 20 09:27:49 2007

Calibration Files

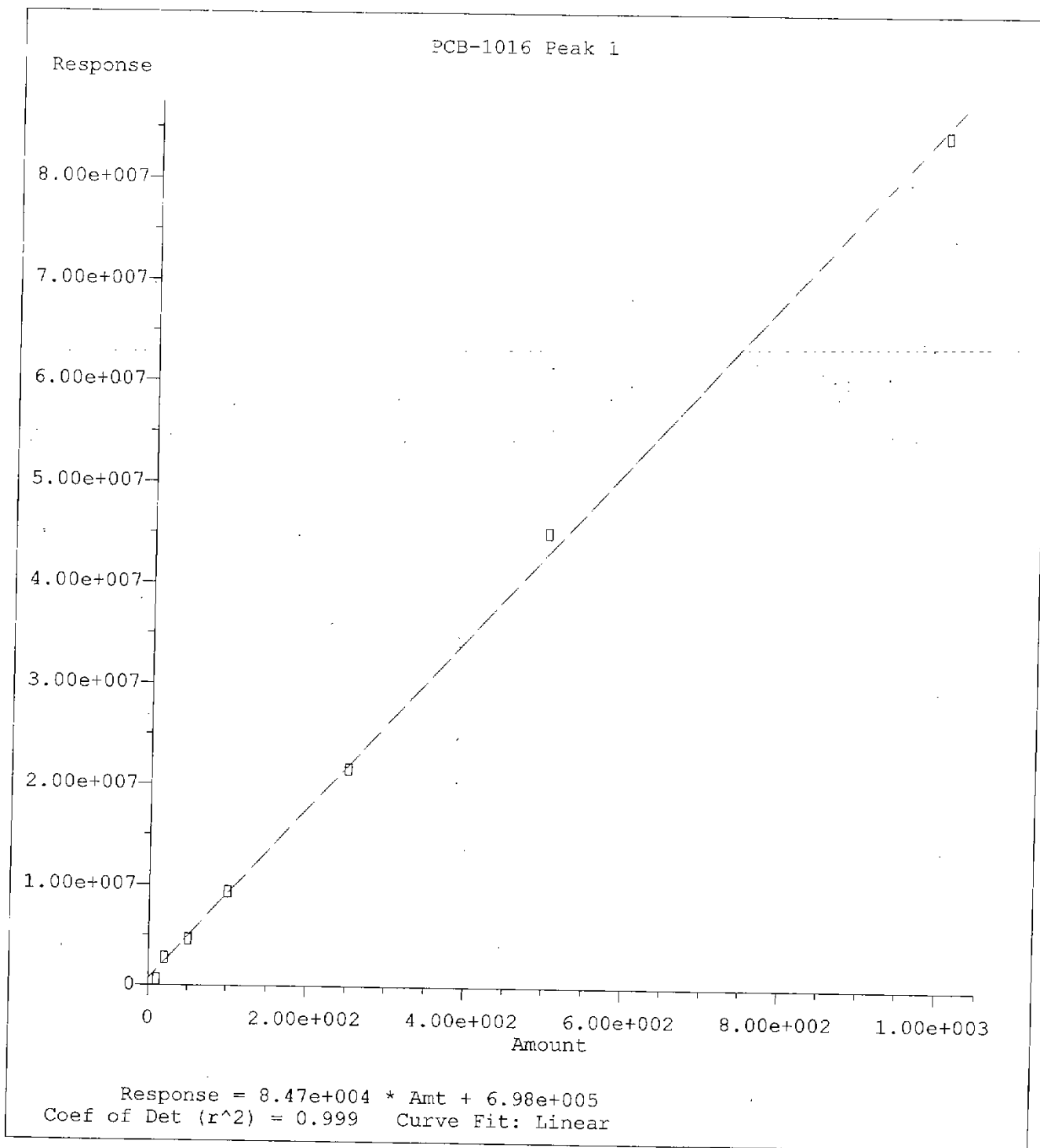
250 =PCB6770.D 100 =PCB6769.D 500 =PCB6771.D
 50 =PCB6768.D 20 =PCB6767.D 10 =PCB6766.D

Compound	250	100	500	50	20	10	Avg	%RSD
1) S Tetrachloro-m-xy	2.269	2.374	2.597	2.256	3.234	2.874	2.573	E6 14.10
2) L1 PCB-1016 Peak 1	0.862	0.934	0.902	0.919	1.369	0.565	0.914	E5 25.94- LR
3) L1 PCB-1016 Peak 2	1.156	1.211	1.214	1.155	1.568	1.284	1.247	E5 12.04
4) L1 PCB-1016 Peak 3	5.698	6.016	6.183	5.688	8.065	5.714	6.173	E4 13.84
5) L1 PCB-1016 Peak 4	4.723	4.958	5.284	4.835	6.908	5.010	5.246	E4 14.35
6) L1 PCB-1016 Peak 5	5.348	5.610	6.032	5.595	7.719	6.533	6.072	E4 13.54
7) L1 PCB-1016 - Total	3.595	3.803	3.866	3.686	5.207	3.575	3.910	E5 14.88
8) L2 PCB-1260 Peak 1	1.009	1.066	1.175	1.066	1.442	1.138	1.141	E5 12.56
9) L2 PCB-1260 Peak 2	1.356	1.444	1.578	1.391	1.856	1.504	1.511	E5 11.13
10) L2 PCB-1260 Peak 3	0.775	0.857	0.812	0.911	1.411	0.981	0.928	E5 24.50- LR
11) L2 PCB-1260 Peak 4	1.922	2.023	2.259	1.963	2.633	2.411	2.187	E5 11.95
12) L2 PCB-1260 Peak 5	1.511	1.614	1.753	1.556	2.019	1.758	1.690	E5 10.19
13) L2 PCB-1260 - Total	6.573	7.004	7.577	6.886	9.360	7.792	7.457	E5 12.57
14) S Decachlorobiphen	1.645	1.814	1.887	1.673	2.375	2.051	1.884	E6 13.63

Signal #2 Calibration Files

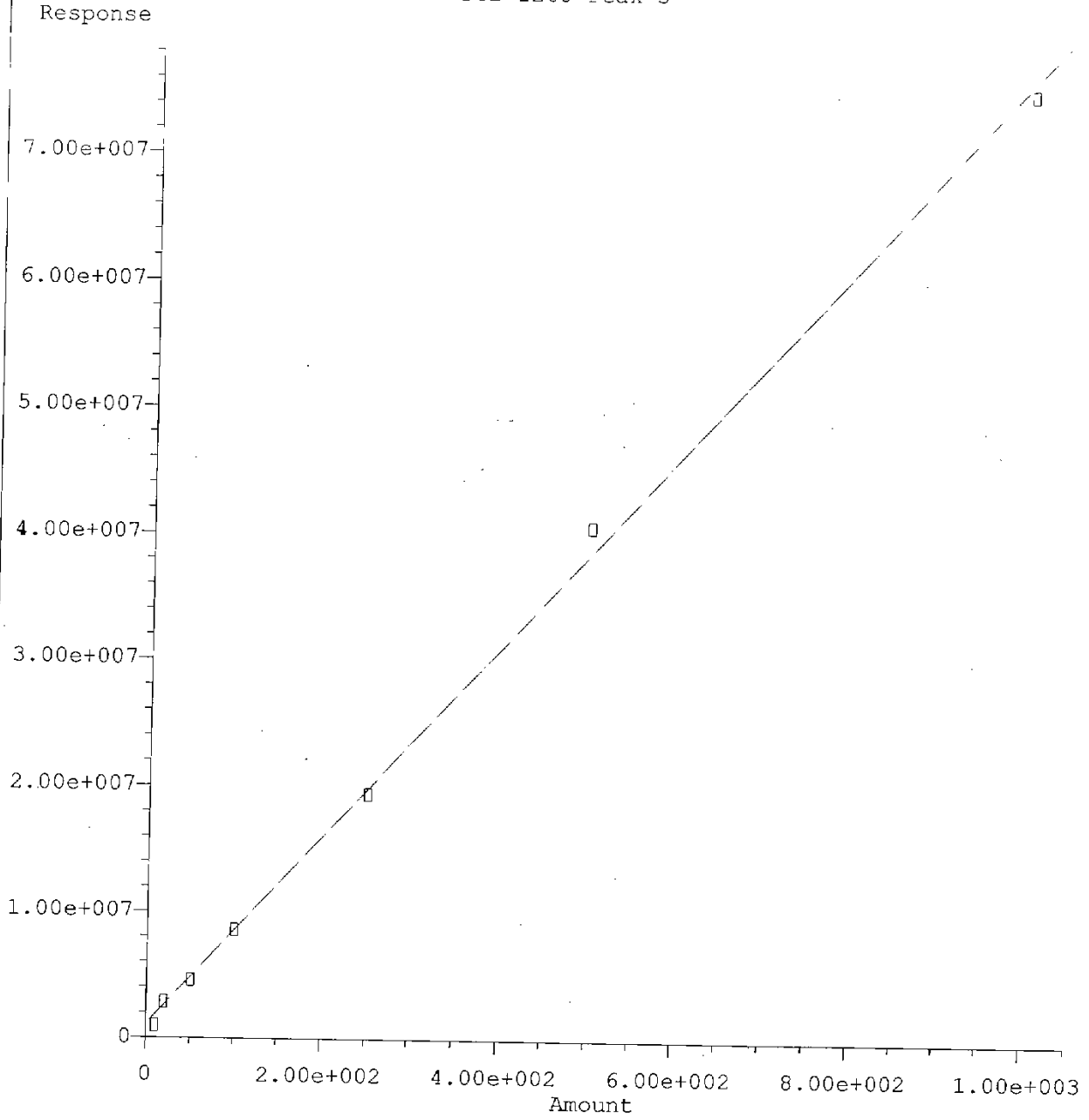
250 =PCB6770.D 100 =PCB6769.D 500 =PCB6771.D
 50 =PCB6768.D 20 =PCB6767.D 10 =PCB6766.D

Compound	250	100	500	50	20	10	Avg	%RSD
1) S Tetrachloro-m-xy	2.902	3.056	3.204	2.702	3.733	2.907	3.069	E6 10.78
2) L3 PCB-1016 Peak 1	6.146	6.655	6.552	6.324	9.245	5.423	6.632	E4 18.39
3) L3 PCB-1016 Peak 2	0.930	0.984	1.011	0.978	1.419	0.783	1.009	E5 19.39
4) I3 PCB-1016 Peak 3	0.748	0.812	0.795	0.787	1.125	1.332	0.908	E5 25.18- LR
5) L3 PCB-1016 Peak 4	0.555	0.591	0.609	0.613	0.819	1.011	0.682	E5 24.86- LR
6) L3 PCB-1016 Peak 5	5.657	6.051	6.425	6.185	8.661	8.678	6.815	E4 18.89
7) L3 PCB-1016 - Total	3.414	3.657	3.712	3.629	5.153	4.537	3.943	E5 16.46
8) L4 PCB-1260 Peak 1	1.149	1.212	1.306	1.198	1.642	1.381	1.302	E5 12.96
9) L4 PCB-1260 Peak 2	1.149	1.212	1.306	1.198	1.642	1.913	1.378	E5 20.91- LR
10) L4 PCB-1260 Peak 3	1.284	1.348	1.499	1.340	1.825	1.069	1.396	E5 16.54
11) L4 PCB-1260 Peak 4	1.891	1.928	2.289	1.975	2.671	2.288	2.171	E5 12.65
12) L4 PCB-1260 Peak 5	1.116	1.166	1.356	1.125	1.581	1.259	1.269	E5 12.86
13) L4 PCB-1260 - Total	6.589	6.867	7.756	6.837	9.362	7.910	7.515	E5 12.64
14) S Decachlorobiphen	1.760	1.935	2.022	1.751	2.483	2.114	1.993	E6 12.69



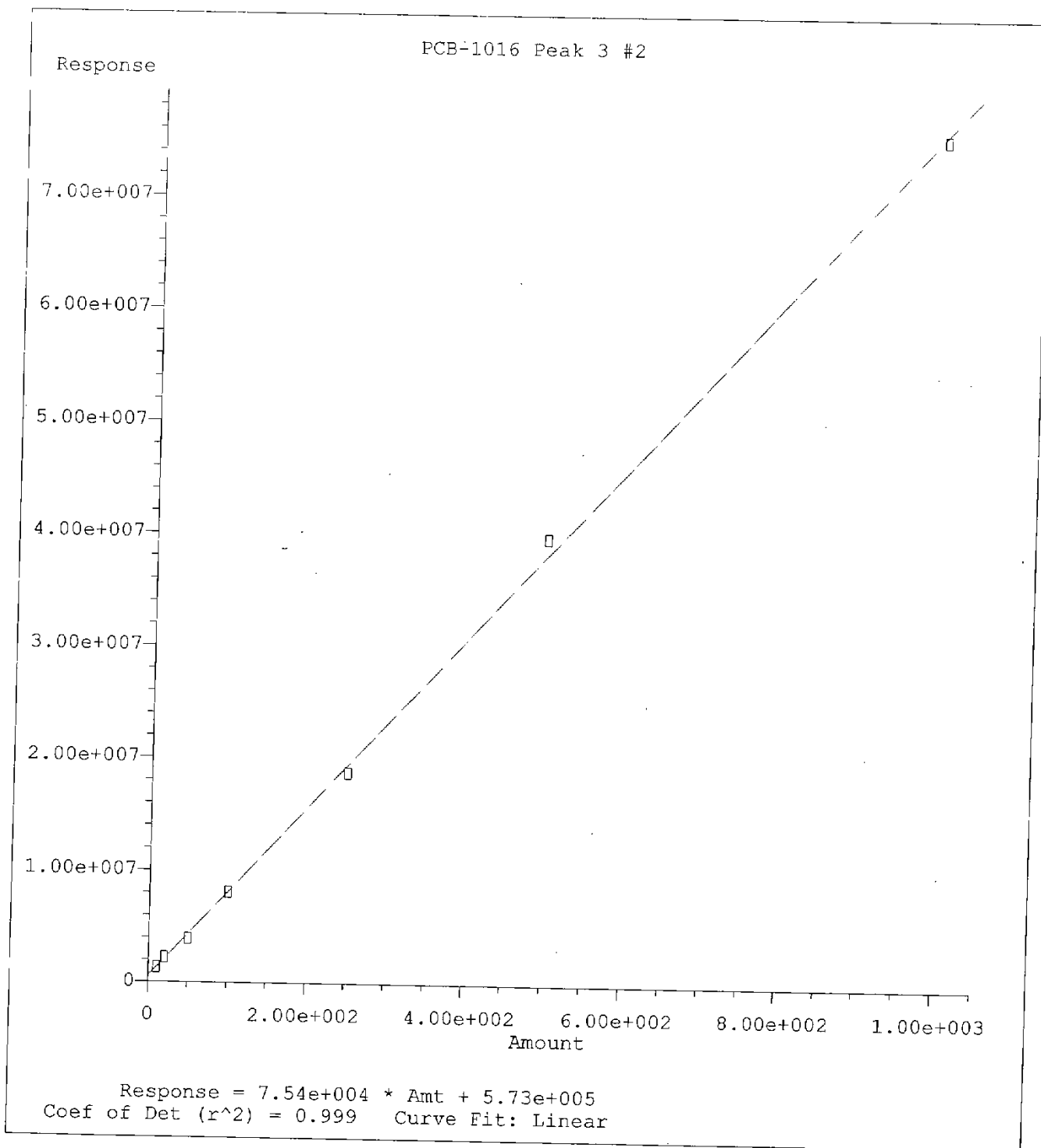
Method Name: Z:\METHODS\1660_8082_070319.M
Calibration Table Last Updated: Tue Mar 20 09:27:49 2007

PCB-1260 Peak 3



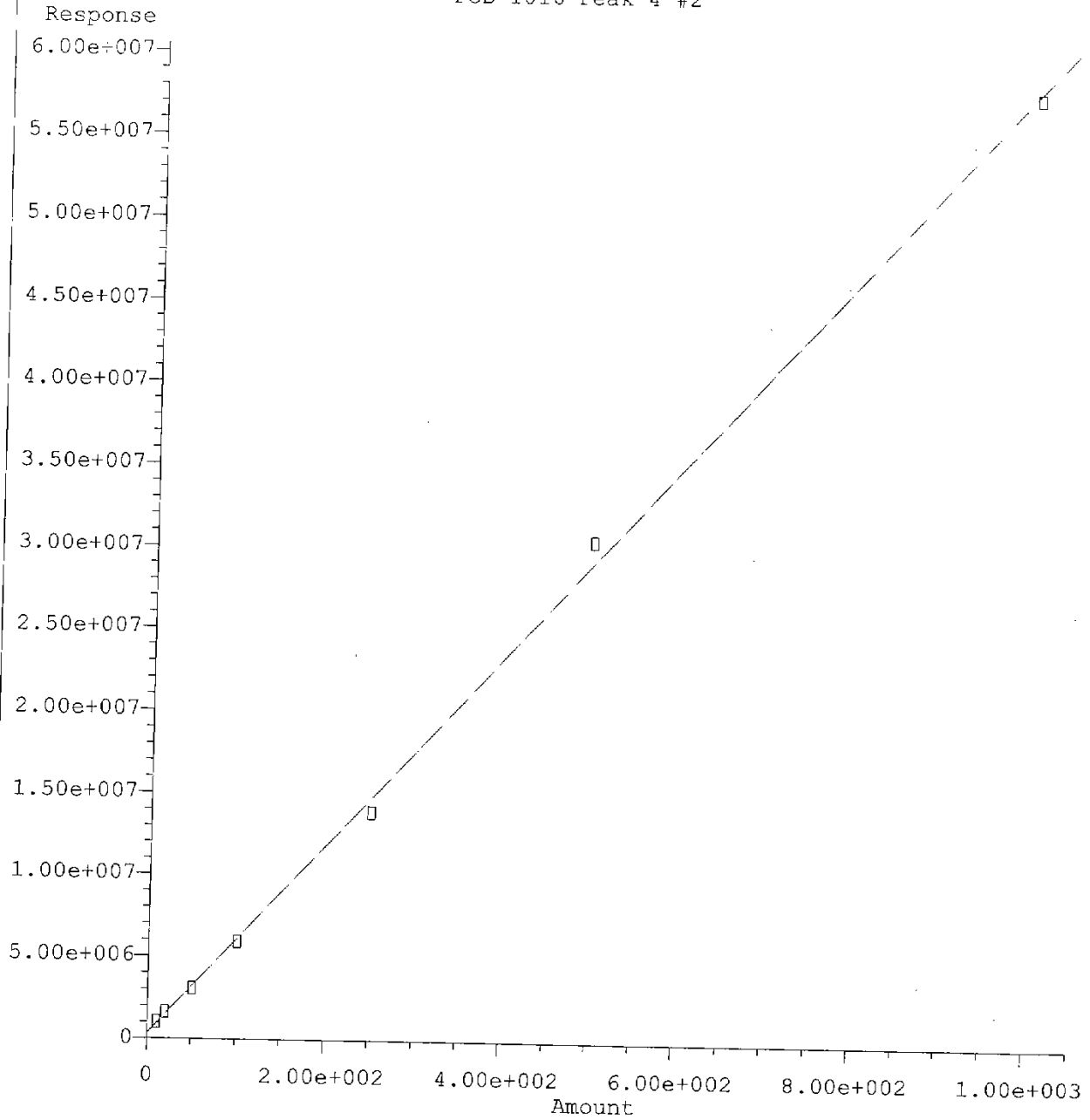
Response = $7.48e+004 * Amt + 1.06e+006$
Coef of Det (r^2) = 0.999 Curve Fit: Linear

Method Name: Z:\METHODS\1660_8082_070319.M
Calibration Table Last Updated: Tue Mar 20 09:27:49 2007



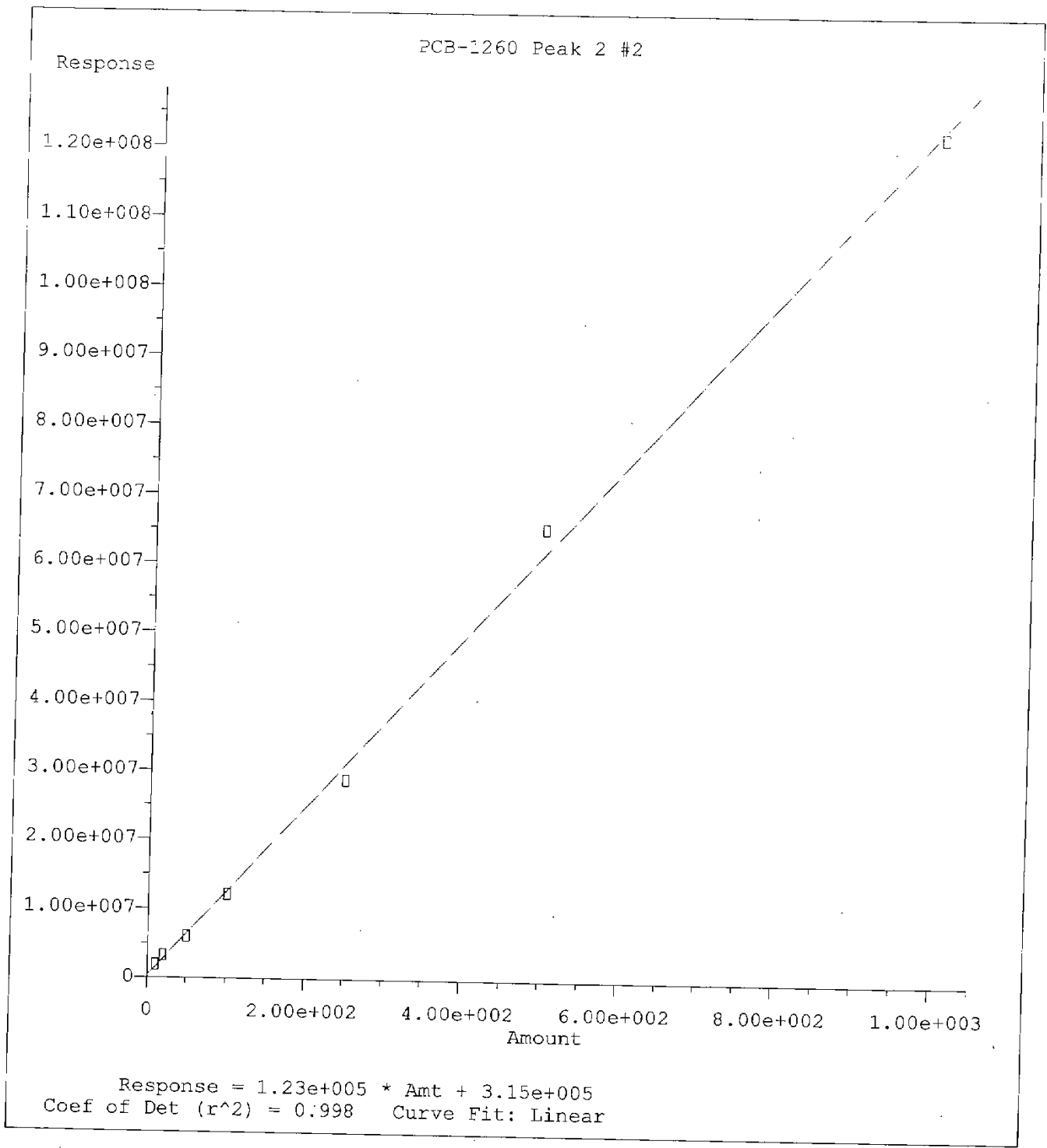
Method Name: Z:\METHODS\1660_8082_070319.M
Calibration Table Last Updated: Tue Mar 20 09:27:49 2007

PCB-1016 Peak 4 #2



Response = 5.77e+004 * Amt + 3.15e+005
Coef of Det (r^2) = 0.999 Curve Fit: Linear

Method Name: Z:\METHODS\1660_8082_070319.M
Calibration Table Last Updated: Tue Mar 20 09:27:49 2007



Method Name: Z:\METHODS\1660_8082_070319.M
Calibration Table Last Updated: Tue Mar 20 09:27:49 2007

Method : Z:\METHODS\1660_8082_070319.M (Chemstation Integrator)
 Title : PCBs by USEPA Method 8082
 Last Update : Tue Mar 20 09:27:49 2007
 Response via : Initial Calibration

#	ID	Conc	ISTD Conc	Path\File
1	250	25.00	0.00	Z:\DATA\070319_B\PCB6770.D
2	100	10.00	0.00	Z:\DATA\070319_B\PCB6769.D
3	500	50.00	0.00	Z:\DATA\070319_B\PCB6771.D
4	50	5.00	0.00	Z:\DATA\070319_B\PCB6768.D
5	20	2.00	0.00	Z:\DATA\070319_B\PCB6767.D
6	10	1.00	0.00	Z:\DATA\070319_B\PCB6766.D
7	1000	100.00	0.00	Z:\DATA\070319_B\PCB6772.D

#	ID	Update Time	Quant Time	Acquisition Time
1	250	Mar 20 09:18 2007	Mar 20 09:18 2007	
2	100	Mar 20 09:17 2007	Mar 20 09:17 2007	
3	500	Mar 20 09:19 2007	Mar 20 09:19 2007	
4	50	Mar 20 09:17 2007	Mar 20 09:17 2007	
5	20	Mar 20 09:16 2007	Mar 20 09:16 2007	
6	10	Mar 20 09:14 2007	Mar 20 08:31 2007	
7	1000	Mar 20 09:19 2007	Mar 20 09:19 2007	

1660_8082_070319.M

Tue Mar 20 09:32:33 2007

Sequence Log

Directory : z:\DATA\070319_B

#	Filename	Sample Name	Date/Time
1	pcb6766.d	10ppm 1016/1260 ICAL STD 561-191-1	03/19/07 14:29
2	pcb6767.d	20ppm 1016/1260 ICAL STD 561-191-2	03/19/07 14:52
3	pcb6768.d	50ppm 1016/1260 ICAL STD 561-191-3	03/19/07 15:16
4	pcb6769.d	100ppm 1016/1260 ICAL STD 561-191-4	03/19/07 15:39
5	pcb6770.d	250ppm 1016/1260 ICAL STD 561-191-5	03/19/07 16:03
6	pcb6771.d	500ppm 1016/1260 ICAL STD 561-191-6	03/19/07 16:27
7	pcb6772.d	1000ppm 1016/1260 ICAL STD 561-191-7	03/19/07 16:50
8	pcb6773.d	100ppm 1016/1260 ICV STD 561-191-8	03/19/07 17:14
9	pcb6774.d	100ppm 1232/1262 ICAL STD 561-192-2	03/19/07 17:38
10	pcb6775.d	100ppm 1242 ICAL STD 561-193-5	03/19/07 18:01
11	pcb6776.d	100ppm 1221/1254 ICAL STD 561-188-1	03/19/07 18:25
12	pcb6777.d	100ppm 1248/1268 ICAL STD 561-193-2	03/19/07 18:49

Signal #1 : Z:\DATA\070319_B\PCB6766.D\ECD1A.CH Vial: 1
Signal #2 : Z:\DATA\070319_B\PCB6766.D\ECD2B.CH
Acq On : 3-19-2007 02:29:07 PM Operator: SNB/SLC
Sample : 10ppm 1016/1260 ICAL STD 561-191-1 Inst : sea034
Misc : BT=SEA03416721 Multiplr: 1.00
IntFile Signal #1: EVENTS.E IntFile Signal #2: EVENTS2.E
Quant Time: Apr 02 12:05:39 2007 Quant Results File: 1660_8082_070319.RES

Quant Method : Z:\METHODS\1660_8082_070319.M (Chemstation Integrator)
Title : PCBs by USEPA Method 8082
Last Update : Tue Mar 20 09:27:49 2007
Response via : Initial Calibration
DataAcq Meth : PCBSLOW.M

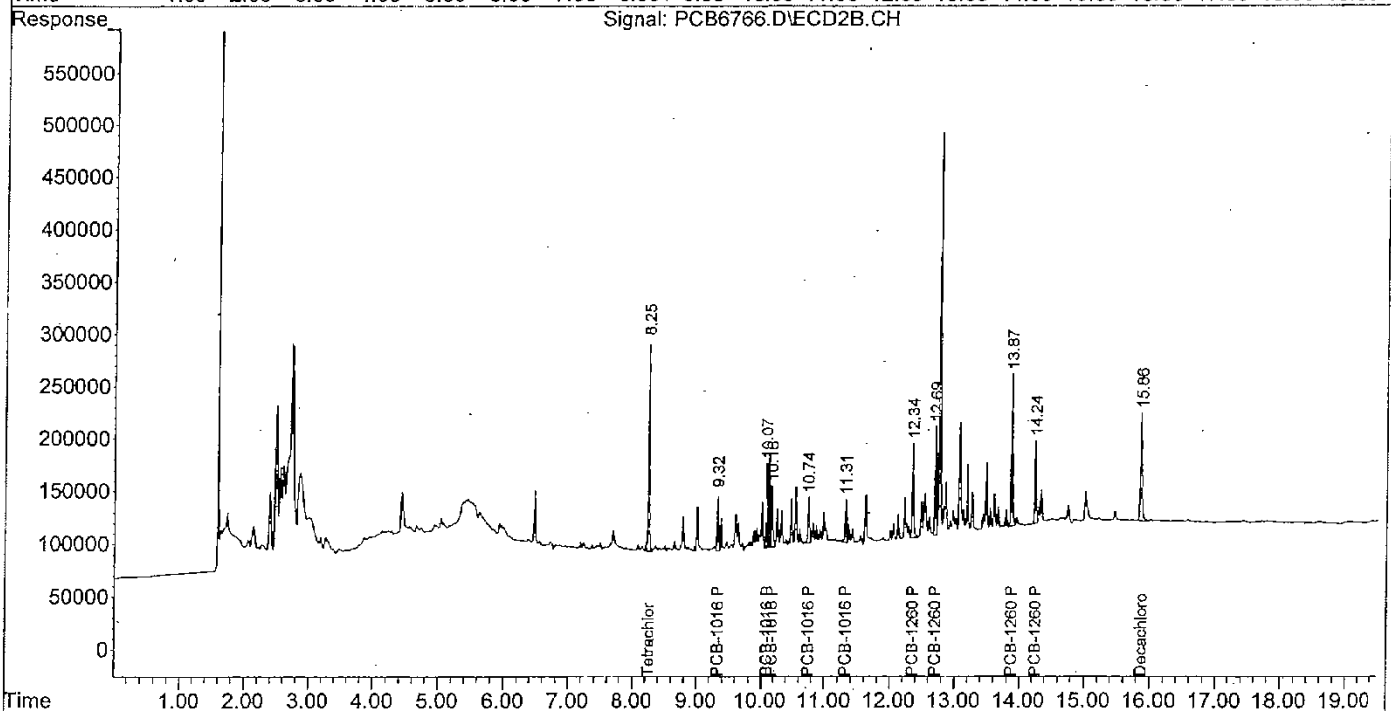
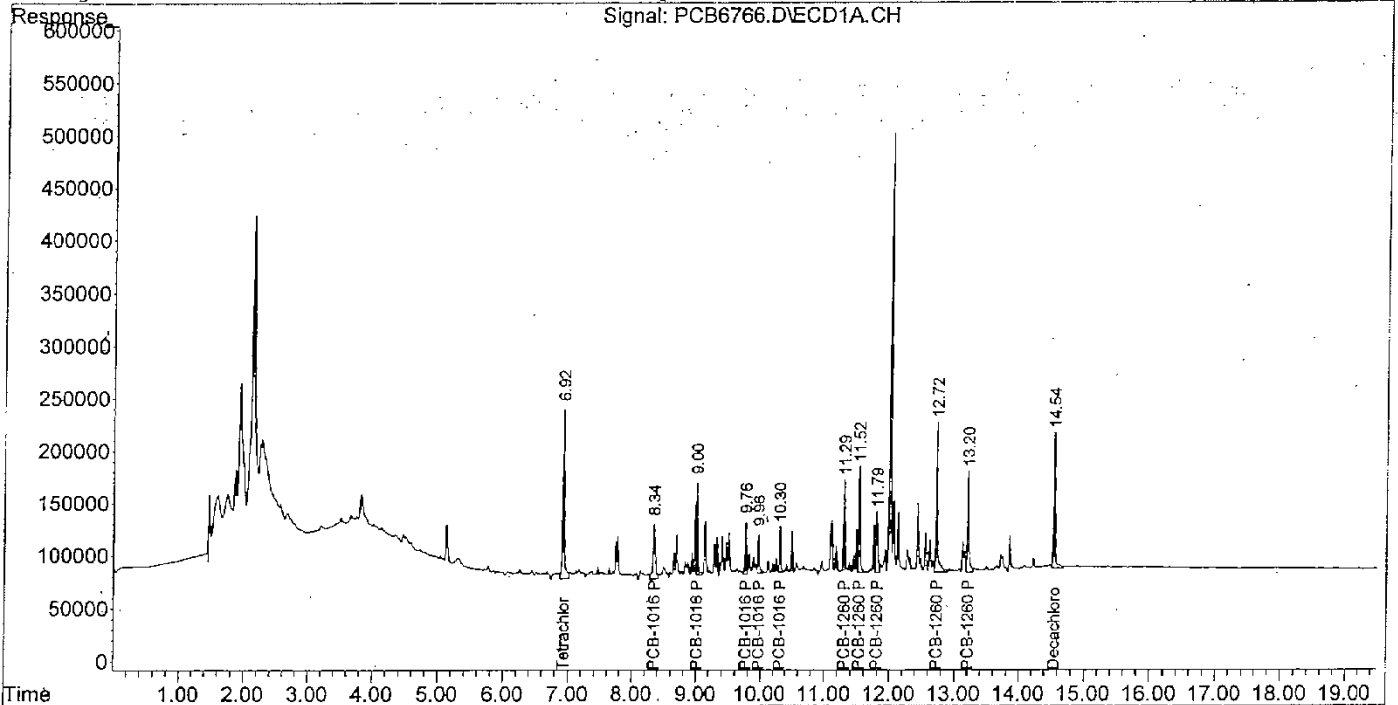
Volume Inj. :
Signal #1 Phase : Signal #2 Phase:
Signal #1 Info : Signal #2 Info :

Table with 7 columns: Compound, RT#1, RT#2, Resp#1, Resp#2, ug/L, ug/L. Rows include System Monitoring Compounds (Tetrachloro-m-xy, Decachlorobiphen) and Target Compounds (PCB-1016 Peak 1-5, PCB-1260 Peak 1-5, Total).

Signal #1 : Z:\DATA\070319_B\PCB6766.D\ECD1A.CH Vial: 1
 Signal #2 : Z:\DATA\070319_B\PCB6766.D\ECD2B.CH
 Acq On : 3-19-2007 02:29:07 PM Operator: SNB/SLC
 Sample : 10ppm 1016/1260 ICAL STD 561-191-1 Inst : sea034
 Misc : BT=SEA03416721 Multiplr: 1.00
 IntFile Signal #1: EVENTS.E IntFile Signal #2: EVENTS2.E
 Quant Time: Apr 2 12:05 2007 Quant Results File: 1660_8082_070319.RES

Quant Method : Z:\METHODS\1660_8082_070319.M (Chemstation Integrator)
 Title : PCBs by USEPA Method 8082
 Last Update : Tue Mar 20 09:27:49 2007
 Response via : Multiple Level Calibration
 DataAcq Meth : PCBLOW.M

Volume Inj. :
 Signal #1 Phase : Signal #2 Phase:
 Signal #1 Info : Signal #2 Info :



Signal #1 : Z:\DATA\070319_B\PCB6767.D\ECD1A.CH Vial: 2
 Signal #2 : Z:\DATA\070319_B\PCB6767.D\ECD2B.CH
 Acq Or : 3-19-2007 02:52:44 PM Operator: SNB/SLC
 Sample : 20ppm 1016/1260 ICAL STD 561-191-2 Inst : sea034
 Misc : BT=SEA03416721 Multiplr: 1.00
 IntFile Signal #1: EVENTS.E IntFile Signal #2: EVENTS2.E
 Quant Time: Apr 02 12:05:46 2007 Quant Results File: 1660_8082_070319.RES

Quant Method : Z:\METHODS\1660_8082_070319.M (Chemstation Integrator)
 Title : PCBs by USEPA Method 8082
 Last Update : Tue Mar 20 09:27:49 2007
 Response via : Initial Calibration
 DataAcq Meth : PCBSLOW.M

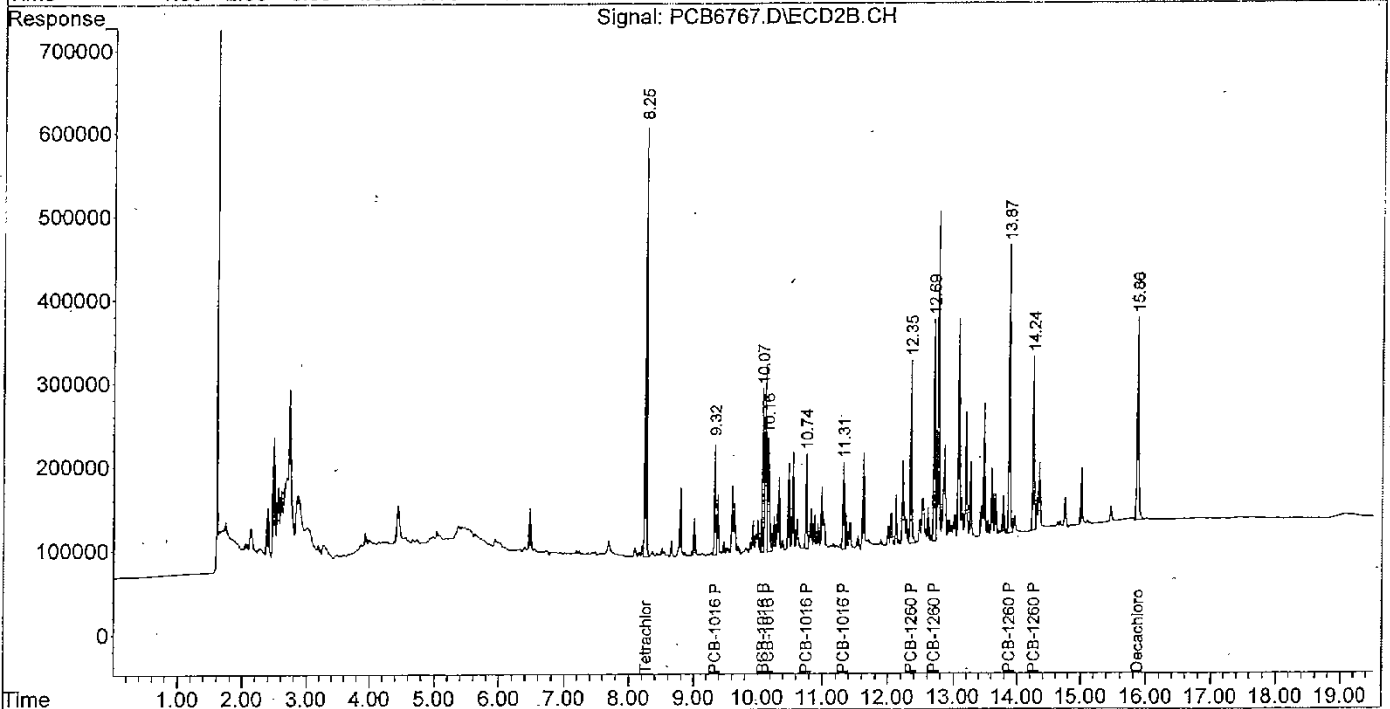
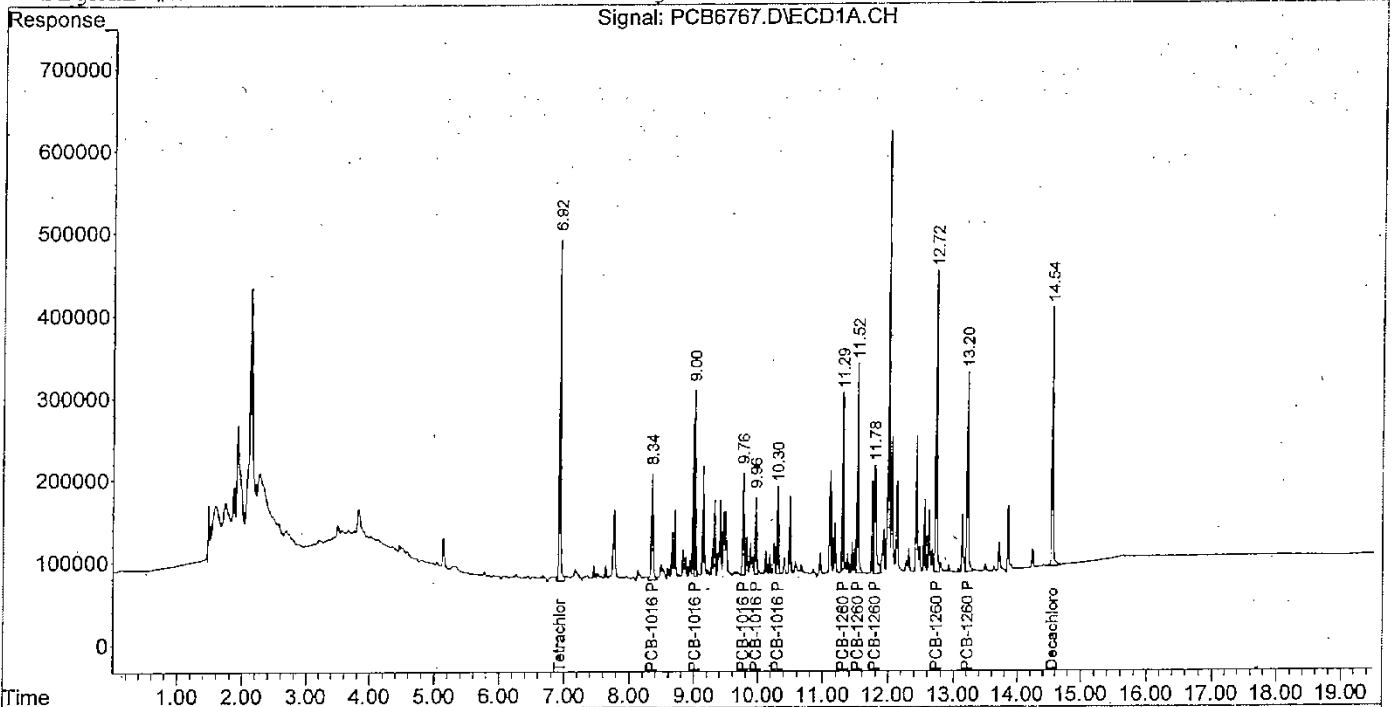
Volume Inj. :
 Signal #1 Phase : Signal #2 Phase:
 Signal #1 Info : Signal #2 Info :

Compound	RT#1	RT#2	Resp#1	Resp#2	ug/L	ug/L
System Monitoring Compounds						
1) S Tetrachloro-m-xy	6.92	8.25f	6468423	7466087	2.514	2.433
Spiked Amount	20.000		Recovery	=	12.57%	12.16%
14) S Decachlorobiphen	14.54	15.86	4750284	4965732	2.521	2.492
Spiked Amount	20.000		Recovery	=	12.61%	12.46%
Target Compounds						
2) L3 PCB-1016 Peak 1	8.34	9.32	2738911	1848971	24.102	27.878
3) L3 PCB-1016 Peak 2	9.00	10.07	3136940	2837297	25.157	28.130
4) L3 PCB-1016 Peak 3	9.76	10.16	1612954	2250815	26.127	22.262
5) L3 PCB-1016 Peak 4	9.96	10.74	1381588	1637294	26.334	22.914
6) L3 PCB-1016 Peak 5	10.30	11.31	1543855	1732200	25.425	25.418
7) L3 PCB-1016 - Total	0.00	0.00	10414247	10306577	26.635m	26.139m
8) L4 PCB-1260 Peak 1	11.29	12.35f	2883810	3284812	25.282	25.238
9) L4 PCB-1260 Peak 2	11.52	12.35	3711197	3284812	24.553	24.156
10) L4 PCB-1260 Peak 3	11.78	12.69	2822359	3650443	23.573	26.153
11) L4 PCB-1260 Peak 4	12.72	13.87f	5265606	5341042	24.081	24.599
12) L4 PCB-1260 Peak 5	13.21	14.24	4037679	3162118	23.896	24.924
13) L4 PCB-1260 - Total	0.00	0.00	18720651	18723227	25.106m	24.915m

Signal #1 : Z:\DATA\070319_B\PCB6767.D\ECD1A.CH Vial: 2
 Signal #2 : Z:\DATA\070319_B\PCB6767.D\ECD2B.CH
 Acq On : 3-19-2007 02:52:44 PM Operator: SNB/SLC
 Sample : 20ppm 1016/1260 ICAL STD 561-191-2 Inst : sea034
 Misc : BT=SEA03416721 Multipir: 1.00
 IntFile Signal #1: EVENTS.E IntFile Signal #2: EVENTS2.E
 Quant Time: Apr 2 12:05 2007 Quant Results File: 1660_8082_070319.RES

Quant Method : Z:\METHODS\1660_8082_070319.M (Chemstation Integrator)
 Title : PCBs by USEPA Method 8082
 Last Update : Tue Mar 20 09:27:49 2007
 Response via : Multiple Level Calibration
 DataAcq Meth : PCBLOW.M

Volume Inj. :
 Signal #1 Phase : Signal #2 Phase:
 Signal #1 Info : Signal #2 Info :



Signal #1 : Z:\DATA\070319_B\PCB6768.D\ECD1A.CH Vial: 3
 Signal #2 : Z:\DATA\070319_B\PCB6768.D\ECD2B.CH
 Acq On : 3-19-2007 03:16:24 PM Operator: SNB/SLC
 Sample : 50ppm 1016/1260 ICAL STD 561-191-3 Inst : sea034
 Misc : BT=SEAC3416721 Multiplr: 1.00
 IntFile Signal #1: EVENTS.E IntFile Signal #2: EVENTS2.E
 Quant Time: Apr 02 12:05:52 2007 Quant Results File: 1660_8082_070319.RES

Quant Method : Z:\METHODS\1660_8082_070319.M (Chemstation Integrator)
 Title : PCBs by USEPA Method 8082
 Last Update : Tue Mar 20 09:27:49 2007
 Response via : Initial Calibration
 DataAcq Meth : PCBSLOW.M

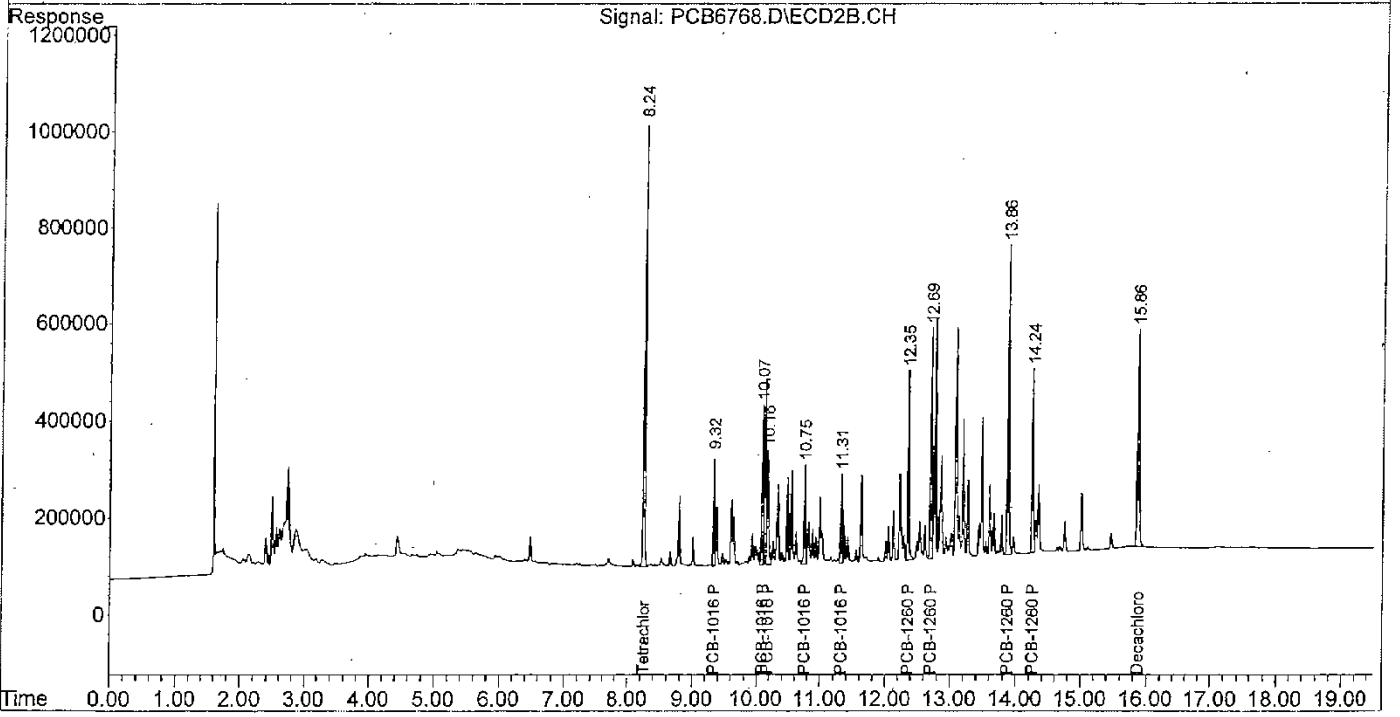
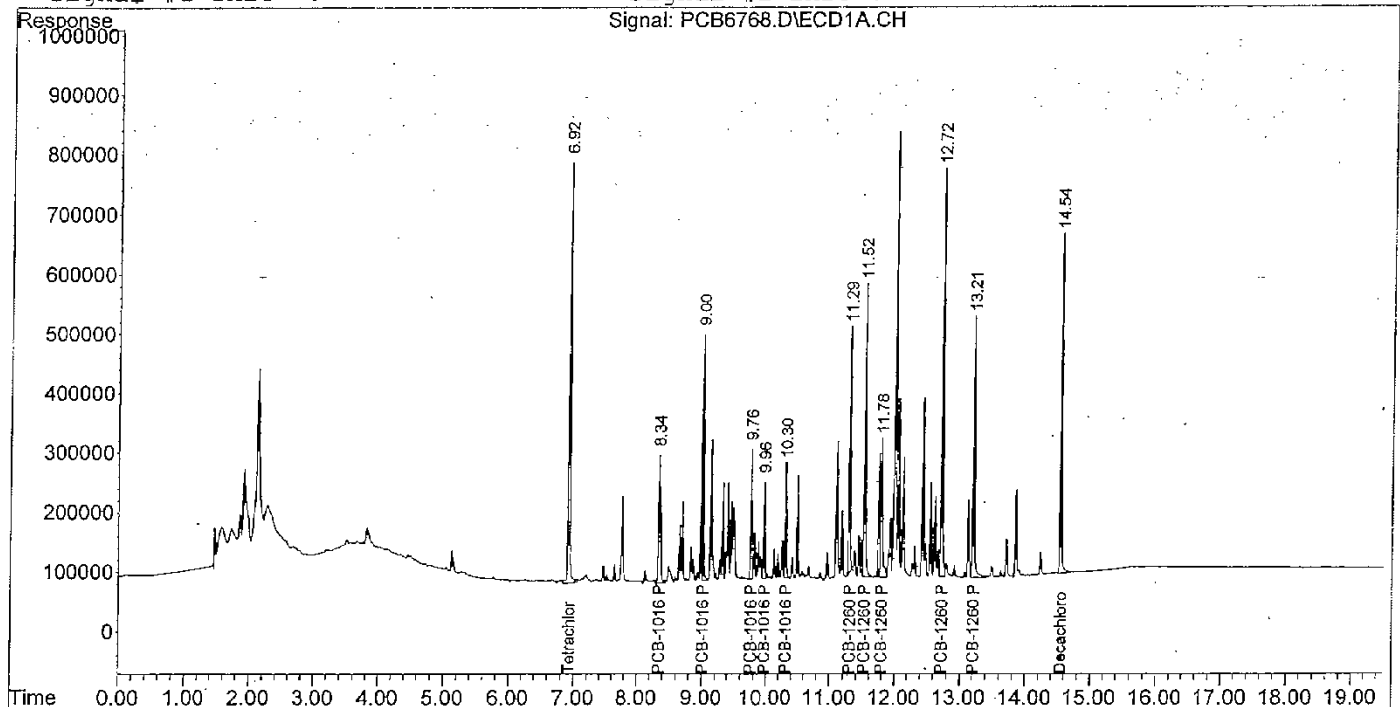
Volume Inj. :
 Signal #1 Phase : Signal #2 Phase:
 Signal #1 Info : Signal #2 Info :

Compound	RT#1	RT#2	Resp#1	Resp#2	ug/L	ug/L
System Monitoring Compounds						
1) S Tetrachloro-m-xy	6.92	8.25f	11280066	13510366	4.385	4.402
Spiked Amount	20.000		Recovery	=	21.93%	22.01%
14) S Decachlorobiphen	14.54	15.86	8363329	8754815	4.439	4.394
Spiked Amount	20.000		Recovery	=	22.20%	21.97%
Target Compounds						
2) L3 PCB-1016 Peak 1	8.34	9.32	4596684	3161771	46.041	47.672
3) L3 PCB-1016 Peak 2	9.00	10.07	5775602	4891151	46.319	48.493
4) L3 PCB-1016 Peak 3	9.76	10.16	2844201	3934141	46.072	44.596
5) L3 PCB-1016 Peak 4	9.96	10.75	2417605	3067364	46.081	47.700
6) L3 PCB-1016 Peak 5	10.30	11.31	2797428	3092418	46.070	45.377
7) L3 PCB-1016 - Total	0.00	0.00	18431520	18146846	47.140m	46.023m
8) L4 PCB-1260 Peak 1	11.29	12.35f	5328938	5991617	46.717	46.035
9) L4 PCB-1260 Peak 2	11.52	12.35	6953801	5991617	46.006	46.172
10) L4 PCB-1260 Peak 3	11.78	12.69	4555843	6701162	46.734	48.010
11) L4 PCB-1260 Peak 4	12.72	13.87f	9813933	9877113	44.882	45.491
12) L4 PCB-1260 Peak 5	13.21	14.24	7778890	5624957	46.038	44.335
13) L4 PCB-1260 - Total	0.00	0.00	34431404	34186464	46.176m	45.492m

Signal #1 : Z:\DATA\070319_B\PCB6768.D\ECD1A.CH Vial: 3
 Signal #2 : Z:\DATA\070319_B\PCB6768.D\ECD2B.CH
 Acq On : 3-19-2007 03:16:24 PM Operator: SNB/SLC
 Sample : 50ppm 1016/1260 ICAL STD 561-191-3 Inst : sea034
 Misc : BT=SEA03416721 Multiplr: 1.00
 IntFile Signal #1: EVENTS.E IntFile Signal #2: EVENTS2.E
 Quant Time: Apr 2 12:05 2007 Quant Results File: 166C_8082_070319.RES

Quant Method : Z:\METHODS\1660_8082_070319.M (Chemstation Integrator)
 Title : PCBs by USEPA Method 8082
 Last Update : Tue Mar 20 09:27:49 2007
 Response via : Multiple Level Calibration
 DataAcq Meth : PCBLOW.M

Volume Inj. :
 Signal #1 Phase : Signal #2 Phase:
 Signal #1 Info : Signal #2 Info :



Signal #1 : Z:\DATA\070319_B\PCB6769.D\ECD1A.CH Vial: 4
 Signal #2 : Z:\DATA\070319_B\PCB6769.D\ECD2B.CH
 Acq On : 3-19-2007 03:39:59 PM Operator: SNB/SLC
 Sample : 100ppm 1016/1260 ICAL STD 561-191-4 Inst : sea034
 Misc : BT=SEA03416721 Multiplr: 1.00
 IntFile Signal #1: EVENTS.E IntFile Signal #2: EVENTS2.E
 Quant Time: Apr 02 12:05:58 2007 Quant Results File: 1660_8082_070319.RES

Quant Method : Z:\METHODS\1660_8082_070319.M (Chemstation Integrator)
 Title : PCBs by USEPA Method_8082
 Last Update : Tue Mar 20 09:27:49 2007
 Response via : Initial Calibration
 DataAcq Meth : PCB_SLOW.M

Volume Inj. :
 Signal #1 Phase : Signal #2 Phase:
 Signal #1 Info : Signal #2 Info :

Compound	RT#1	RT#2	Resp#1	Resp#2	ug/L	ug/L
System Monitoring Compounds						
1) S Tetrachloro-m-xy	6.92	8.25f	23737368	30562541	9.227	9.959
Spiked Amount	20.000			Recovery	= 46.14%	49.80%
14) S Decachlorobiphen	14.54	15.86	18136258	19350043	9.626	9.711
Spiked Amount	20.000			Recovery	= 48.13%	48.56%
Target Compounds						
2) L3 PCB-1016 Peak 1	8.34	9.32	9341879	6654754	102.079	100.338
3) L3 PCB-1016 Peak 2	9.00	10.07	12106567	9843858	97.091	97.596
4) L3 PCB-1016 Peak 3	9.76	10.16	6015859	8115918	97.447	100.079
5) L3 PCB-1016 Peak 4	9.96	10.74	4958204	5908558	94.506	96.943
6) L3 PCB-1016 Peak 5	10.30	11.31	5610259	6050530	92.394	88.783
7) L3 PCB-1016 - Total	0.00	0.00	38032768	36573618	97.273m	92.756m
8) L4 PCB-1260 Peak 1	11.29	12.35f	10656681	12124429	93.424	93.155
9) L4 PCB-1260 Peak 2	11.52	12.35	14442136	12124429	95.548	96.056
10) L4 PCB-1260 Peak 3	11.78	12.69	8569373	13482966	100.359	96.598
11) L4 PCB-1260 Peak 4	12.72	13.86f	20225562	19276647	92.497	88.783
12) L4 PCB-1260 Peak 5	13.21	14.24	16142611	11664700	95.537	91.940
13) L4 PCB-1260 - Total	0.00	0.00	70036364	68673170	93.925m	91.384m

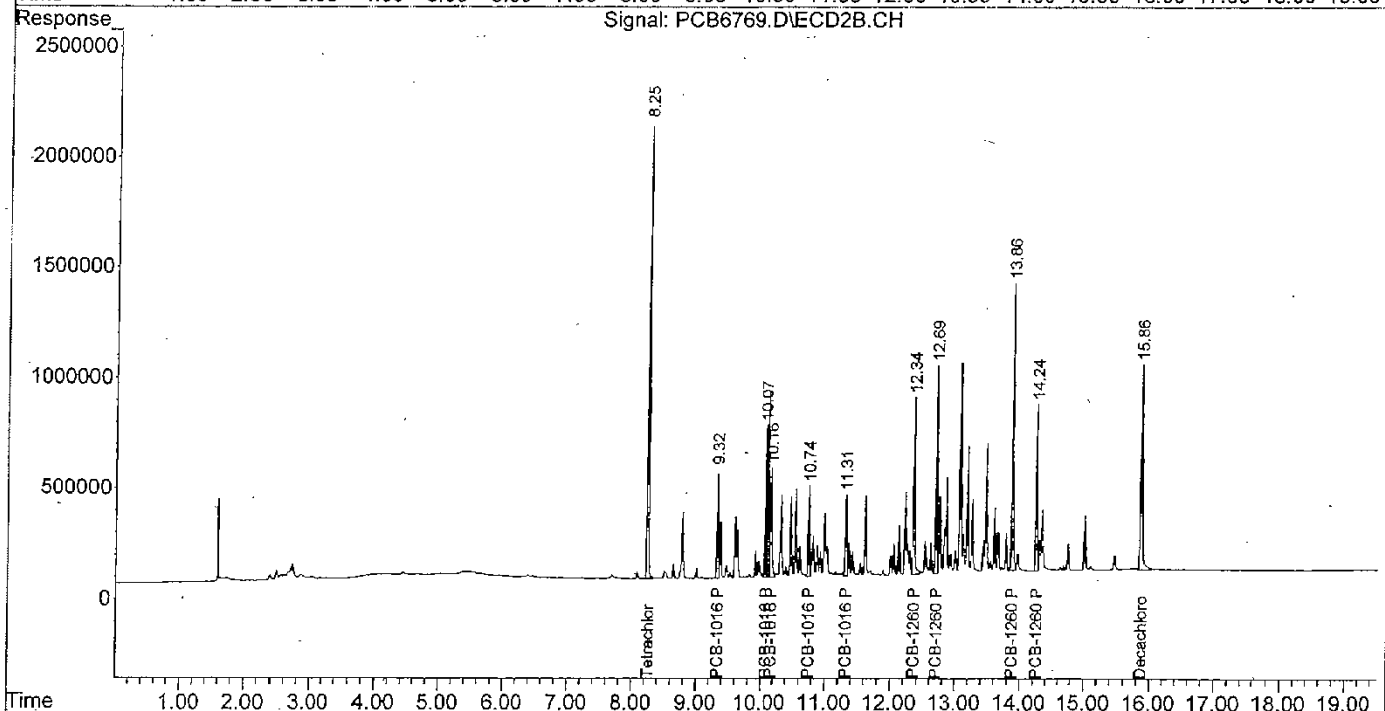
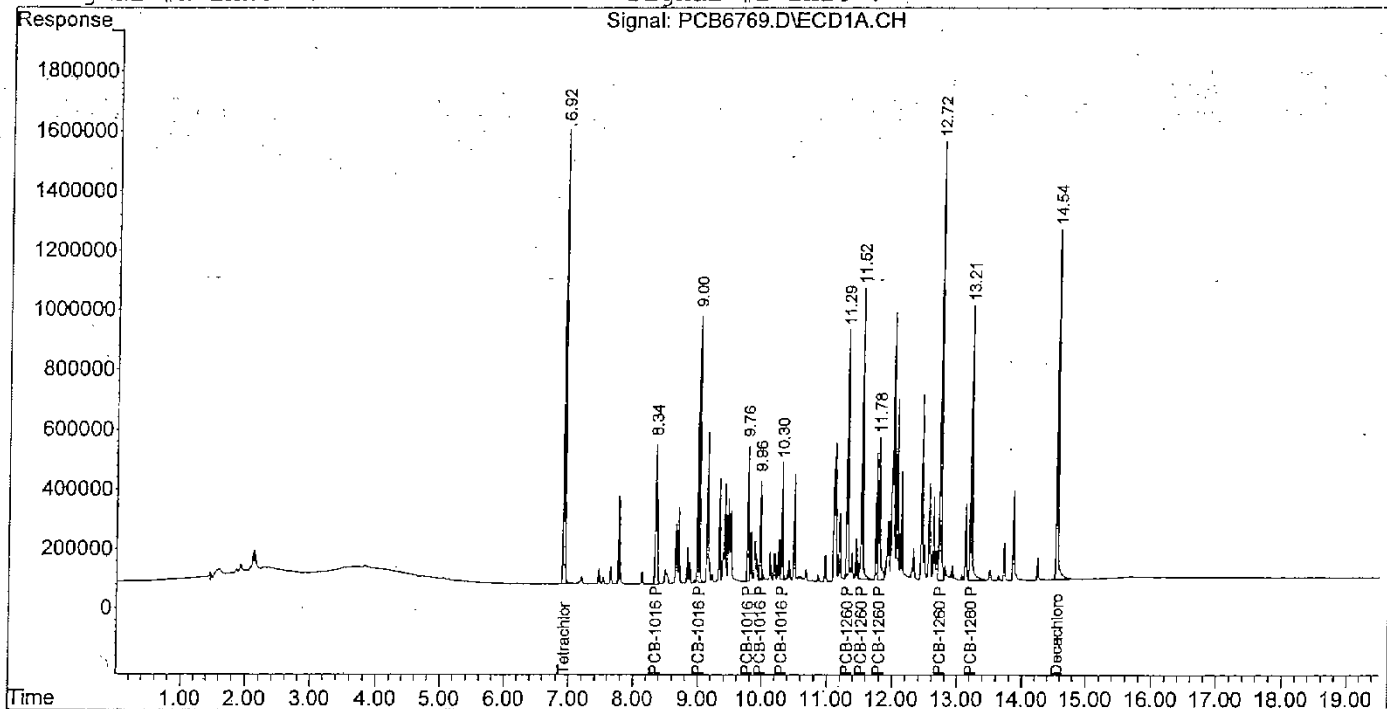
Data File Name PCB6769.D
 Operator SNB/SLC
 Date Acquired 3/19/2007
 Instrument Name sea034

Compound	RT	Area	Column 1		Area	Column 1	
			Result	RT		Result	RT
PCB-1016 Peak 1	8.339	9341879	99.7	9.323	6654754	95.1	
PCB-1016 Peak 2	9.004	12106567	90.6	10.075	9843858	92.9	
PCB-1016 Peak 3	9.758	6015859	92.7	10.161	8115918	75.0	
PCB-1016 Peak 4	9.961	4958204	88.8	10.745	5908558	72.6	
PCB-1016 Peak 5	10.298	5610259	84.8	11.309	6050530	77.2	
		Average	91.3		Average	82.5	
		Actual	100.0		Actual	100.0	
		% Recovery	91.3 Pass		% Recovery	82.5 Pass	
PCB-1260 Peak 1	11.291	10656681	87.7	12.345	12124429	86.2	
PCB-1260 Peak 2	11.519	14442136	91.2	12.345	12124429	76.5	
PCB-1260 Peak 3	11.782	8569373	77.8	12.692	13482966	95.5	
PCB-1260 Peak 4	12.719	20225562	86.6	13.865	19276647	83.4	
PCB-1260 Peak 5	13.207	16142611	90.8	14.243	11664700	88.3	
		Average	86.8		Average	86.0	
		Actual	100.0		Actual	100.0	
		% Recovery	86.8 Pass		% Recovery	86.0 Pass	

Signal #1 : Z:\DATA\070319_B\PCB6769.D\ECD1A.CH Vial: 4
Signal #2 : Z:\DATA\070319_B\PCB6769.D\ECD2B.CH
Acq On : 3-19-2007 03:39:59 PM Operator: SNB/SLC
Sample : 100ppm 1016/1260 ICAL STD 561-191-4 Inst : sea034
Misc : BT=SEA03416721 Multiplr: 1.00
IntFile Signal #1: EVENTS.E IntFile Signal #2: EVENTS2.E
Quant Time: Apr 2 12:05 2007 Quant Results File: 1660_8082_070319.RES

Quant Method : Z:\METHODS\1660_8082_070319.M (Chemstation Integrator)
Title : PCBs by USEPA Method 8082
Last Update : Tue Mar 20 09:27:49 2007
Response via : Multiple Level Calibration
DataAcq Meth : PCBSLOW.M

Volume Inj. :
Signal #1 Phase : Signal #2 Phase:
Signal #1 Info : Signal #2 Info :



Signal #1 : Z:\DATA\070319_B\PCB6773.D\ECD1A.CH Vial: 8
 Signal #2 : Z:\DATA\070319_B\PCB6773.D\ECD2B.CH
 Acq On : 3-19-2007 05:14:27 PM Operator: SNB/SLC
 Sample : 100ppm 1016/1260 ICV STD 561-191-8 Inst : sea034
 Misc : BT=SEA03416721 Multipir: 1.00
 IntFile Signal #1: EVENTS.E IntFile Signal #2: EVENTS2.E
 Quant Time: Mar 20 09:39:51 2007 Quant Results File: 1660_8082_070319.RES

Quant Method : Z:\METHODS\1660_8082_070319.M (Chemstation Integrator)
 Title : PCBs by USEPA Method 8082
 Last Update : Tue Mar 20 09:27:49 2007
 Response via : Initial Calibration
 DataAcq Meth : PCBSLOW.M

Volume Inj. :
 Signal #1 Phase : Signal #2 Phase:
 Signal #1 Info : Signal #2 Info :

Compound	RT#1	RT#2	Resp#1	Resp#2	ug/L	ug/L
System Monitoring Compounds						
1) S Tetrachloro-m-xy	6.92	8.24f	24456157	30120560	9.507	9.815
Spiked Amount	20.000				47.53%	49.07%
14) S Decachlorobiphen	14.54	15.86	18544086	19304339	9.843	9.688
Spiked Amount	20.000				49.21%	48.44%
Target Compounds						
2) L3 PCB-1016 Peak 1	8.34	9.32	9809109	6798847	107.596	102.510
3) L3 PCB-1016 Peak 2	9.00	10.07	12240216	10225773	98.163	101.382
4) L3 PCB-1016 Peak 3	9.76	10.16	5965128	8116558	96.626	100.088
5) L3 PCB-1016 Peak 4	9.96	10.74	5074312	6084330	96.719	99.989
6) L3 PCB-1016 Peak 5	10.30	11.31	5220668	5675220	85.978	83.276
7) L3 PCB-1016 - Total	0.00	0.00	38309432	36900728	97.980m	93.586m
8) L4 PCB-1260 Peak 1	11.29	12.34f	11984909	13286744	105.068	102.085
9) L4 PCB-1260 Peak 2	11.52	12.34	15075548	13286744	99.739	105.510
10) L4 PCB-1260 Peak 3	11.78	12.69	9125245	14710228	107.786	105.390
11) L4 PCB-1260 Peak 4	12.72	13.86f	25944245	25349298	118.650	116.752
12) L4 PCB-1260 Peak 5	13.21	14.24	19595808	14905869	115.974	117.487
13) L4 PCB-1260 - Total	0.00	0.00	81725755	81538883	109.602m	108.505m

Data File Name PCB6773.D
 Operator SNB/SLC
 Date Acquired 3/19/2007
 Instrument Name sea034

Compound	RT	Area	Column 1		Area	Column 1	
			Result	RT		Result	RT
PCB-1016 Peak 1	8.339	9809109	107.6	9.322	6798847	102.5	
PCB-1016 Peak 2	9.004	12240216	98.2	10.073	10225773	101.4	
PCB-1016 Peak 3	9.757	5965128	96.6	10.160	8116558	100.1	
PCB-1016 Peak 4	9.961	5074312	96.7	10.744	6084330	100.0	
PCB-1016 Peak 5	10.298	5220668	86.0	11.309	5675220	83.3	
		Average	97.0		Average	97.4	
		Actual	100.0		Actual	100.0	
		% Recovery	97.0 Pass		% Recovery	97.4 Pass	
PCB-1260 Peak 1	11.290	11984909	105.1	12.345	13286744	102.1	
PCB-1260 Peak 2	11.519	15075548	99.7	12.345	13286744	105.5	
PCB-1260 Peak 3	11.782	9125245	107.8	12.691	14710228	105.4	
PCB-1260 Peak 4	12.718	25944245	118.7	13.865	25349298	116.8	
PCB-1260 Peak 5	13.205	19595808	116.0	14.243	14905869	117.5	
		Average	109.4		Average	109.4	
		Actual	100.0		Actual	100.0	
		% Recovery	109.4 Pass		% Recovery	109.4 Pass	

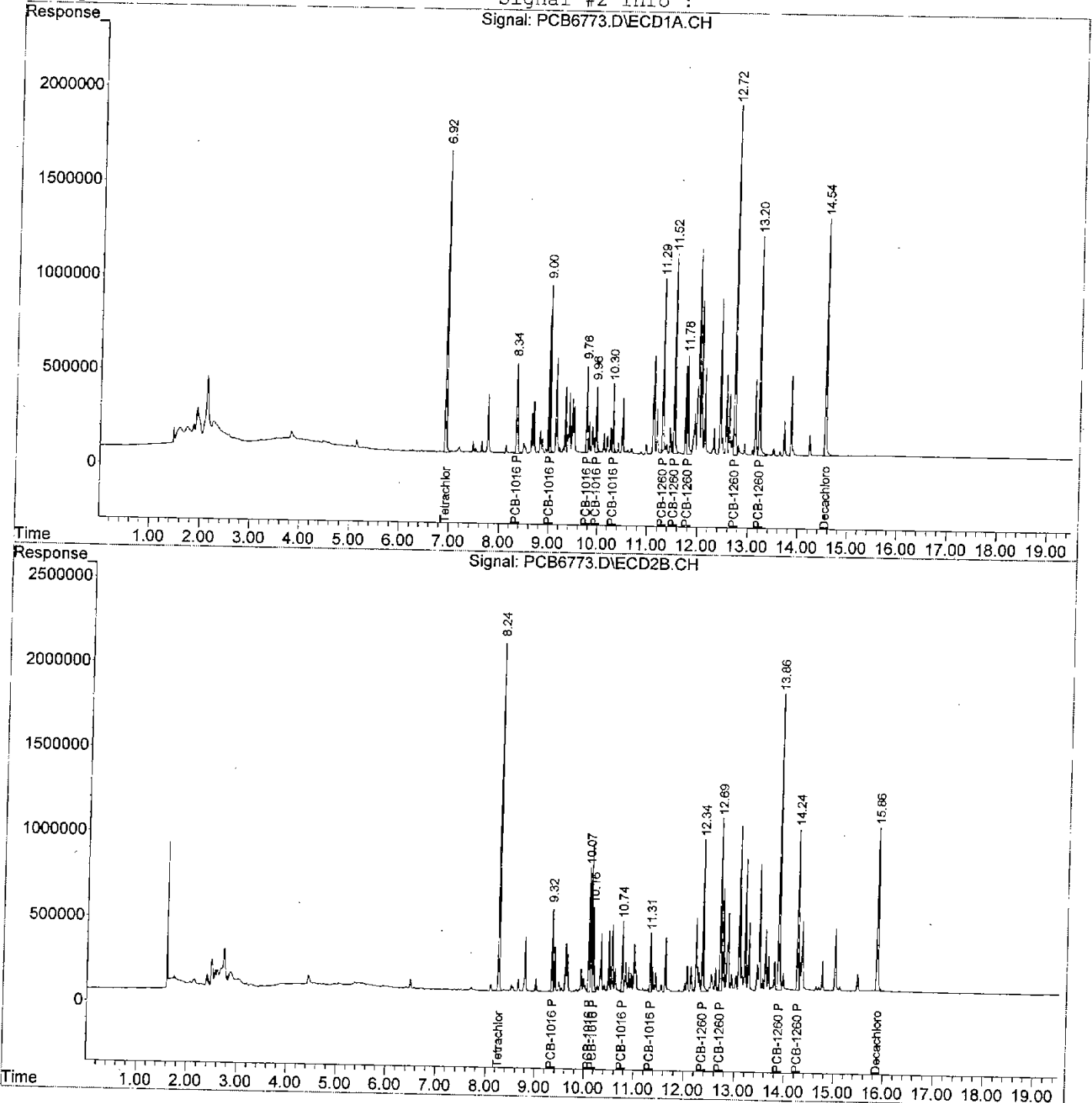
Signal #1 : Z:\DATA\070319_B\PCB6773.D\ECD1A.CH
 Signal #2 : Z:\DATA\070319_B\PCB6773.D\ECD2B.CH
 Acq On : 3-19-2007 05:14:27 PM
 Sample : 100ppm 1016/1260 ICV STD 561-191-8
 Misc : BT=SEA03416721
 IntFile Signal #1: EVENTS.E IntFile Signal #2: EVENTS2.E
 Quant Time: Mar 20 9:39 2007 Quant Results File: 1660_8082_070319.RES

Vial: 8

Operator: SNB/SLC
 Inst : sea034
 Multiplr: 1.00

Quant Method : Z:\METHODS\1660_8082_070319.M (Chemstation Integrator)
 Title : PCBs by USEPA Method 8082
 Last Update : Tue Mar 20 09:27:49 2007
 Response via : Multiple Level Calibration
 DataAcq Meth : PCBLOW.M

Volume Inj. :
 Signal #1 Phase : Signal #2 Phase:
 Signal #1 Info : Signal #2 Info :



Signal #1 : Z:\DATA\070319_B\PCB6770.D\ECD1A.CH Vial: 5
 Signal #2 : Z:\DATA\070319_B\PCB6770.D\ECD2B.CH
 Acq On : 3-19-2007 04:03:35 PM Operator: SNB/SLC
 Sample : 250ppm 1016/1260 ICAL STD 561-191-5 Inst : sea034
 Misc : BT=SEA03416721 Multiplr: 1.00
 IntFile Signal #1: EVENTS.E IntFile Signal #2: EVENTS2.E
 Quant Time: Apr 02 12:06:04 2007 Quant Results File: 1660_8082_070319.RES

Quant Method : Z:\METHODS\1660_8082_070319.M (Chemstation Integrator)
 Title : PCBs by USEPA Method 8082
 Last Update : Tue Mar 20 09:27:49 2007
 Response via : Initial Calibration
 DataAcq Meth : PCBSLOW.M

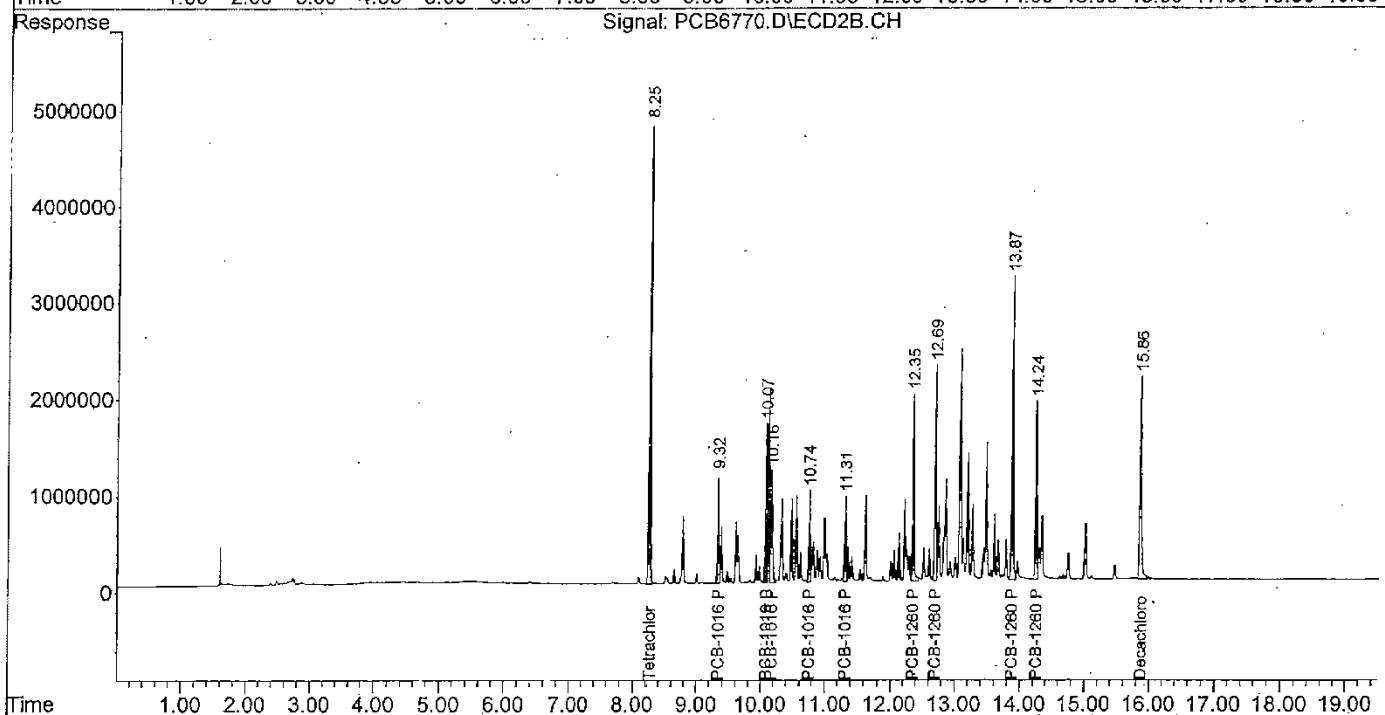
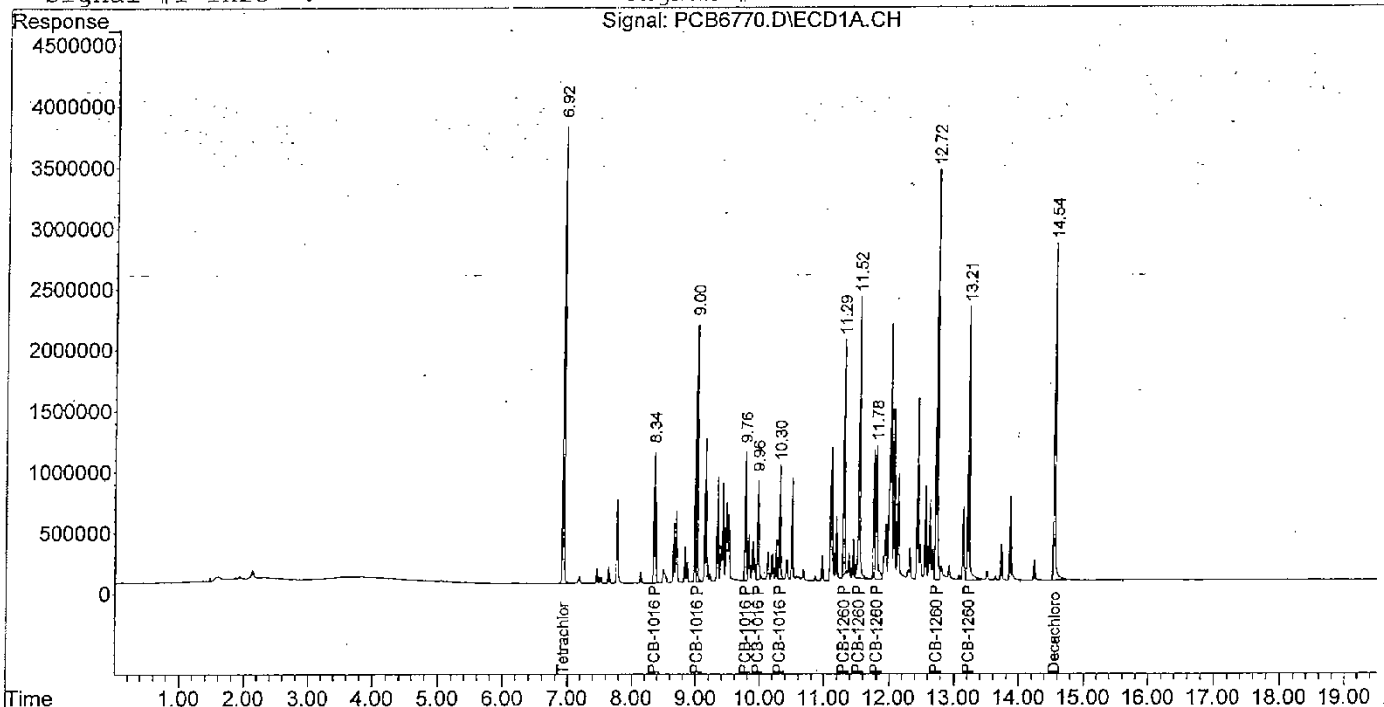
Volume Inj. :
 Signal #1 Phase : Signal #2 Phase:
 Signal #1 Info : Signal #2 Info :

Compound	RT#1	RT#2	Resp#1	Resp#2	ug/L	ug/L
System Monitoring Compounds						
1) S Tetrachloro-m-xy	6.92	8.25f	56733252	72560615	22.053	23.644
Spiked Amount	20.000		Recovery	=	110.27%	118.22%
14) S Decachlorobiphen	14.54	15.86	41132202	43995554	21.832	22.080
Spiked Amount	20.000		Recovery	=	109.16%	110.40%
Target Compounds						
2) L3 PCB-1016 Peak 1	8.34	9.32	21554003	15364544	246.295	231.660
3) L3 PCB-1016 Peak 2	9.00	10.07	28902120	23250334	231.786	230.512
4) L3 PCB-1016 Peak 3	9.76	10.16	14244214	18711098	230.734	240.655
5) L3 PCB-1016 Peak 4	9.96	10.74	11806289	13874667	225.033	235.011
6) L3 PCB-1016 Peak 5	10.30	11.31	13368990	14141483	220.172	207.506
7) L3 PCB-1016 - Total	0.00	0.00	89875617	85342127	229.866m	216.441m
8) L4 PCB-1260 Peak 1	11.29	12.35f	25217974	28723860	221.079	220.692
9) L4 PCB-1260 Peak 2	11.52	12.35	33895022	28723860	224.248	231.073
10) L4 PCB-1260 Peak 3	11.78	12.69	19373671	32093252	244.717	229.930
11) L4 PCB-1260 Peak 4	12.72	13.87f	48058281	47278632	219.784	217.753
12) L4 PCB-1260 Peak 5	13.21	14.24	37768130	27904912	223.523	219.944
13) L4 PCB-1260 - Total	0.00	0.00	164.3E6	164.7E6	220.359m	219.201m

Signal #1 : Z:\DATA\070319_B\PCB6770.D\ECD1A.CH Vial: 5
 Signal #2 : Z:\DATA\070319_B\PCB6770.D\ECD2B.CH
 Acq On : 3-19-2007 04:03:35 PM Operator: SNB/SLC
 Sample : 25C ppm 1016/1260 ICAL STD 561-191-5 Inst : sea034
 Misc : BT=SEA03416721 Multiplr: 1.00
 In-File Signal #1: EVENTS.E Int-File Signal #2: EVENTS2.E
 Quant Time: Apr 2 12:06 2007 Quant Results File: 1660_8082_070319.RES

Quant Method : Z:\METHODS\1660_8082_070319.M (Chemstation Integrator)
 Title : PCBs by USEPA Method 8082
 Last Update : Tue Mar 20 09:27:49 2007
 Response via : Multiple Level Calibration
 DataAcq Meth : PCBLOW.M

Volume Inj. :
 Signal #1 Phase : Signal #2 Phase:
 Signal #1 Info : Signal #2 Info :



Signal #1 : Z:\DATA\070319_B\PCB6771.D\ECD1A.CH Vial: 6
 Signal #2 : Z:\DATA\070319_B\PCB6771.D\ECD2B.CH
 Acq On : 3-19-2007 04:27:16 PM Operator: SNB/SLC
 Sample : 500ppm 1016/1260 ICAL STD 561-191-6 Inst : sea034
 Misc : BT=SEA03416721 Multiplr: 1.00
 IntFile Signal #1: EVENTS.E IntFile Signal #2: EVENTS2.E
 Quant Time: Apr 02 12:06:10 2007 Quant Results File: 1660_8082_070319.RES

Quant Method : Z:\METHODS\1660_8082_070319.M (Chemstation Integrator)
 Title : PCBs by USEPA Method 8082
 Last Update : Tue Mar 20 09:27:49 2007
 Response via : Initial Calibration
 DataAcq Meth : PCBLOW.M

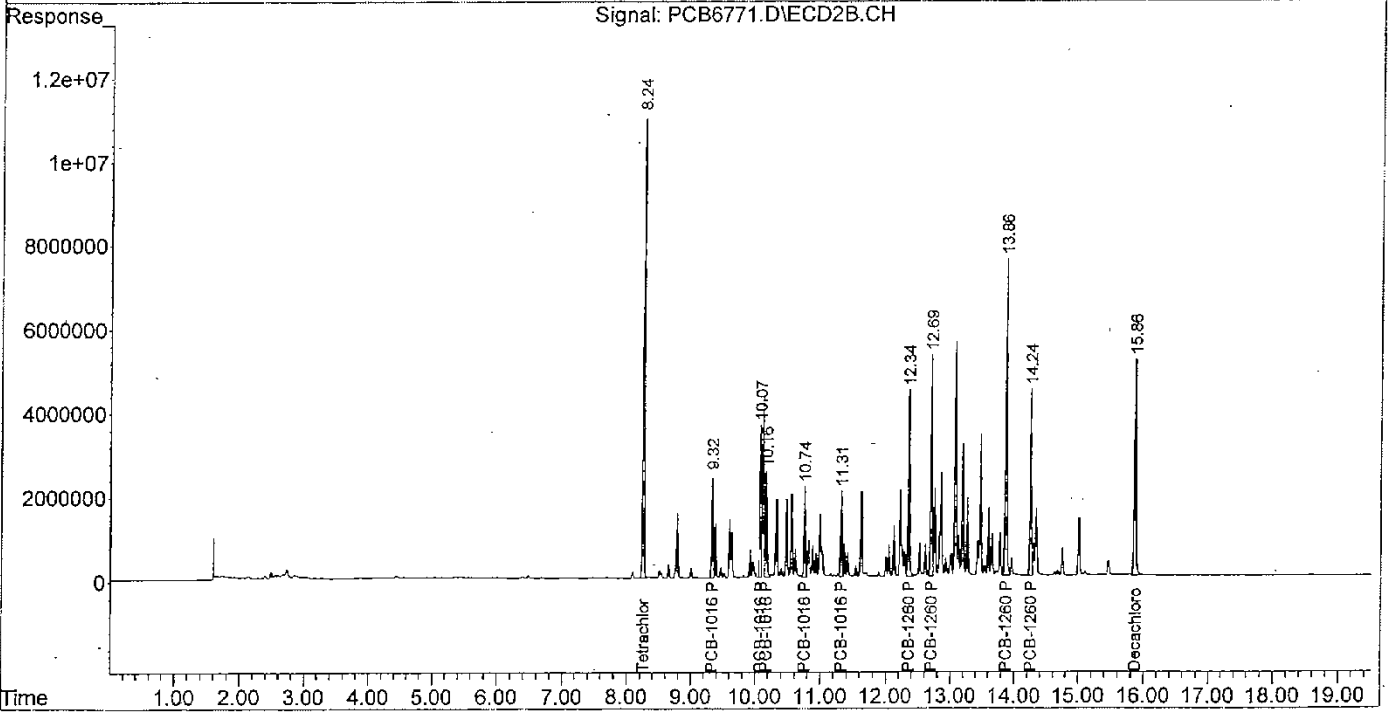
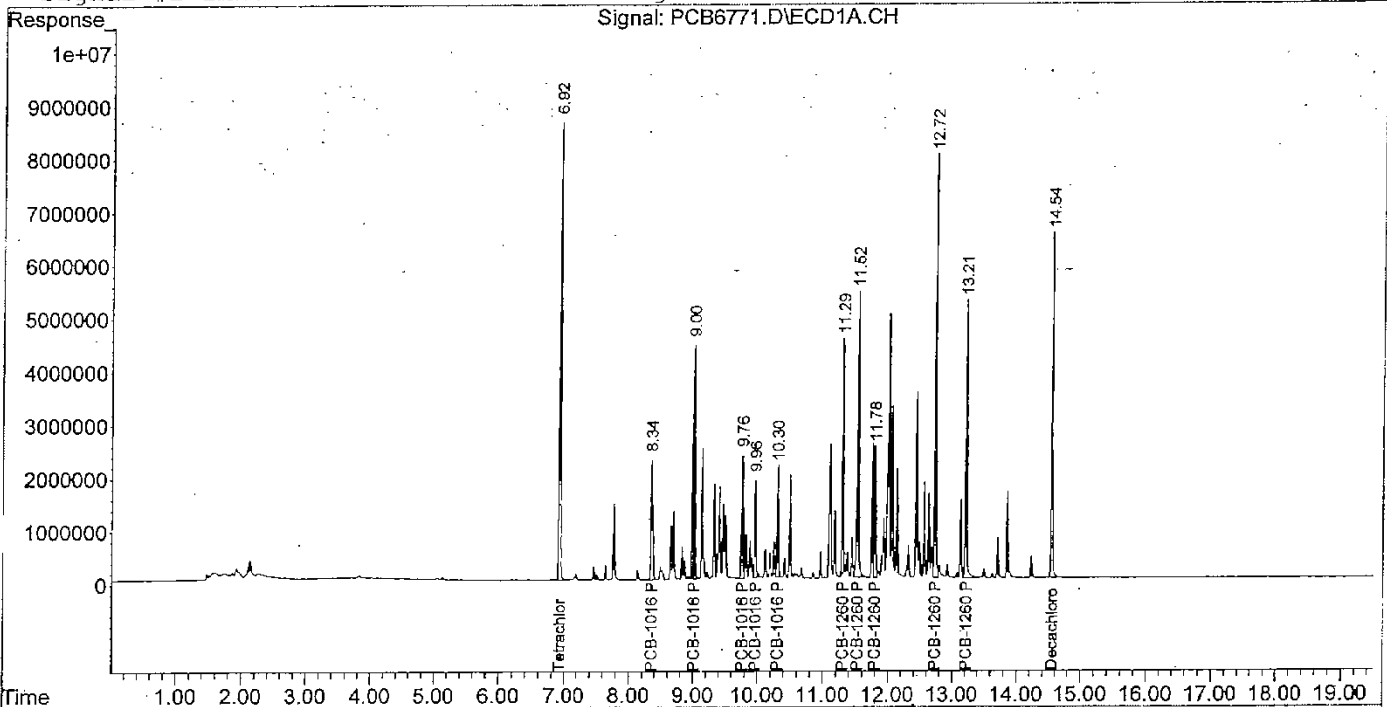
Volume Inj. :
 Signal #1 Phase : Signal #2 Phase:
 Signal #1 Info : Signal #2 Info :

Compound	RT#1	RT#2	Resp#1	Resp#2	ug/L	ug/L
System Monitoring Compounds						
1) S Tetrachloro-m-xy	6.92	8.25f	129.8E6	160.2E6	50.467	52.199
Spiked Amount	20.000		Recovery	=	252.33%	261.00%
14) S Decachlorobiphen	14.54	15.86	94336151	101.1E6	50.071	50.738
Spiked Amount	20.000		Recovery	=	250.35%	253.69%
Target Compounds						
2) L3 PCB-1016 Peak 1	8.34	9.32	45086677	32758981	524.199	493.926
3) L3 PCB-1016 Peak 2	9.00	10.07	60706618	50541579	486.848	501.087
4) L3 PCB-1016 Peak 3	9.76	10.16	30913416	39732336	500.748	519.562
5) L3 PCB-1016 Peak 4	9.96	10.74	26421374	30466371	503.604	522.578
6) L3 PCB-1016 Peak 5	10.30	11.31	30162055	32124672	496.734	471.383
7) L3 PCB-1016 - Total	0.00	0.00	193.3E6	185.6E6	494.359m	470.772m
8) L4 PCB-1260 Peak 1	11.29	12.35f	58730620	65312864	514.874	501.814
9) L4 PCB-1260 Peak 2	11.52	12.35	78919842	65312864	522.130	528.682
10) L4 PCB-1260 Peak 3	11.78	12.69	40599546	74943178	528.318	536.925
11) L4 PCB-1260 Peak 4	12.72	13.87f	113.0E6	114.4E6	516.644	527.066
12) L4 PCB-1260 Peak 5	13.21	14.24	87640522	67785583	518.683	534.281
13) L4 PCB-1260 - Total	0.00	0.00	378.9E6	387.8E6	508.088m	516.038m

Signal #1 : Z:\DATA\070319_B\PCB6771.D\ECD1A.CH Vial: 6
 Signal #2 : Z:\DATA\070319_B\PCB6771.D\ECD2B.CH
 Acq On : 3-19-2007 04:27:16 PM Operator: SNB/SLC
 Sample : 500ppm 1016/1260 ICAL STD 561-191-6 Inst : sea034
 Misc : BT=SEA03416721 Multiplr: 1.00
 IntFile Signal #1: EVENTS.E IntFile Signal #2: EVENTS2.E
 Quant Time: Apr 2 12:06 2007 Quant Results File: 1660_8082_070319.RES

Quant Method : Z:\METHODS\1660_8082_070319.M (Chemstation Integrator)
 Title : PCBs by USEPA Method 8082
 Last Update : Tue Mar 20 09:27:49 2007
 Response via : Multiple Level Calibration
 DataAcq Meth : PCBLOW.M

Volume Inj. :
 Signal #1 Phase : Signal #2 Phase:
 Signal #1 Info : Signal #2 Info :



Signal #1 : Z:\DATA\070319_B\PCB6772.D\ECD1A.CH Vial: 7
 Signal #2 : Z:\DATA\070319_B\PCB6772.D\ECD2B.CH
 Acq On : 3-19-2007 04:50:52 PM Operator: SNB/SLC
 Sample : 1000ppm 1016/1260 ICAL STD 561-191-7 Inst : sea034
 Misc : BT=SEA03416721 Multiplr: 1.00
 IntFile Signal #1: EVENTS.E IntFile Signal #2: EVENTS2.E
 Quant Time: Apr 02 12:06:16 2007 Quant Results File: 1660_8082_070319.RES

Quant Method : Z:\METHODS\1660_8082_070319.M (Chemstation Integrator)
 Title : PCBs by USEPA Method 8082
 Last Update : Tue Mar 20 09:27:49 2007
 Response via : Initial Calibration
 DataAcq Meth : PCBSLOW.M

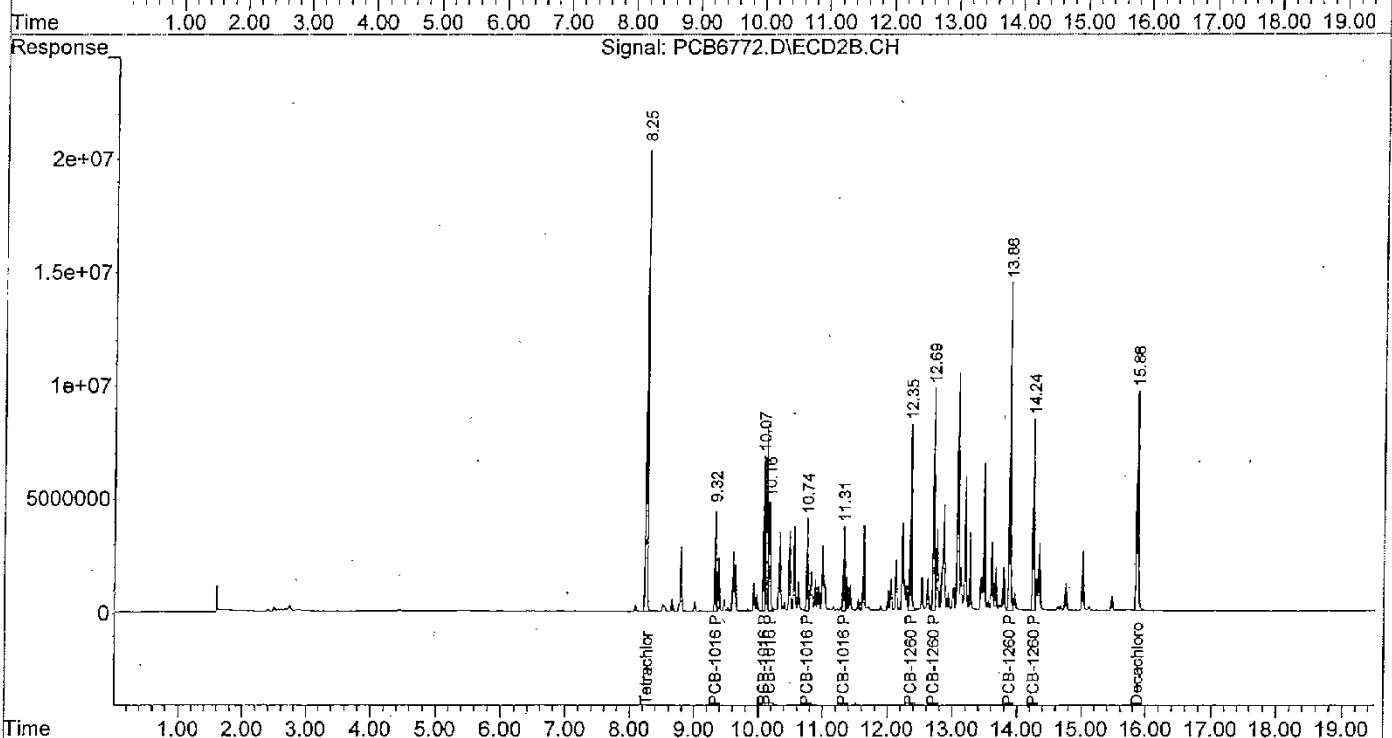
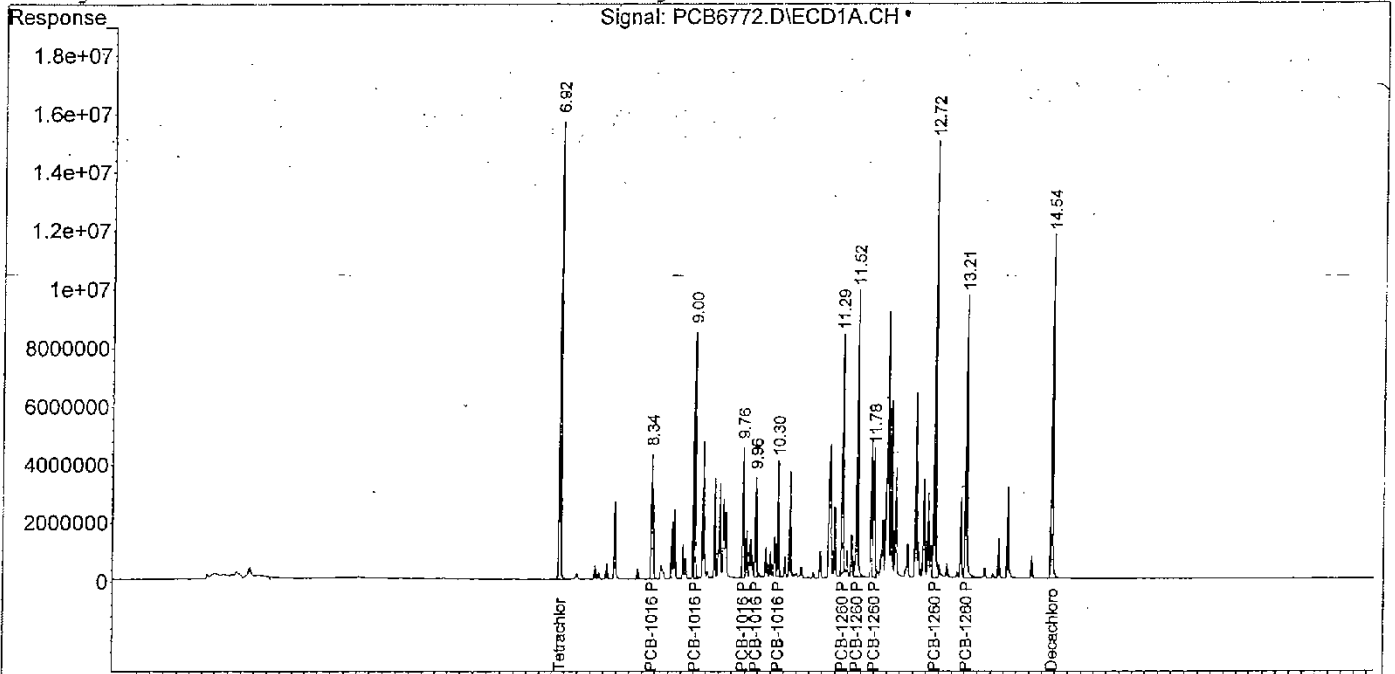
Volume Inj. :
 Signal #1 Phase : Signal #2 Phase:
 Signal #1 Info : Signal #2 Info :

Compound	RT#1	RT#2	Resp#1	Resp#2	ug/L	ug/L
System Monitoring Compounds						
1) S Tetrachloro-m-xy	6.92	8.25f	240.4E6	297.7E6	93.432	97.019
Spiked Amount	20.000		Recovery	=	467.16%	485.10%
14) S Decachlorobiphen	14.54	15.86	174.3E6	188.3E6	92.536	94.527
Spiked Amount	20.000		Recovery	=	462.68%	472.63%
Target Compounds						
2) L3 PCB-1016 Peak 1	8.34	9.32	84433074	60826090	988.851	917.110
3) L3 PCB-1016 Peak 2	9.00	10.07	114.0E6	95487000	914.556	946.692
4) L3 PCB-1016 Peak 3	9.76	10.16	58507674	75398244	947.732	992.772
5) L3 PCB-1016 Peak 4	9.96	10.74	50068473	57596779	954.328	992.800
6) L3 PCB-1016 Peak 5	10.30	11.31	56672599	60493491	933.331	887.654
7) L3 PCB-1016 - Total	0.00	0.00	363.7E6	349.8E6	930.252m	887.152m
8) L4 PCB-1260 Peak 1	11.29	12.35f	109.0E6	122.1E6	955.561	938.392
9) L4 PCB-1260 Peak 2	11.52	12.35	145.2E6	122.1E6	960.367	990.864
10) L4 PCB-1260 Peak 3	11.78	12.69	74953704	140.5E6	987.328	1006.562
11) L4 PCB-1260 Peak 4	12.72	13.87f	209.6E6	215.7E6	958.487	993.611
12) L4 PCB-1260 Peak 5	13.21	14.24	161.7E6	127.8E6	957.178	1007.245
13) L4 PCB-1260 - Total	0.00	0.00	700.4E6	728.3E6	939.340m	969.142m

Signal #1 : Z:\DATA\070319_B\PCB6772.D\ECD1A.CH Vial: 7
 Signal #2 : Z:\DATA\070319_B\PCB6772.D\ECD2B.CH
 Acq On : 3-19-2007 04:50:52 PM Operator: SNB/SIC
 Sample : 1000ppm 1016/1260 ICAL STD 561-191-7 Inst : sea034
 Misc : BT=SEA03416721 Multiplr: 1.00
 IntFile Signal #1: EVENTS.E IntFile Signal #2: EVENTS2.E
 Quant Time: Apr 2 12:06 2007 Quant Results File: 1660_8082_070319.RES

Quant Method : Z:\METHODS\1660_8082_070319.M (Chemstation Integrator)
 Title : PCBs by USEPA Method 8082
 Last Update : Tue Mar 20 09:27:49 2007
 Response via : Multiple Level Calibration
 DataAcq Meth : PCB SLOW.M

Volume Inj. :
 Signal #1 Phase : Signal #2 Phase:
 Signal #1 Info : Signal #2 Info :



Signal #1 : Z:\DATA\070319_B\PCB6774.D\ECD1A.CH Vial: 9
 Signal #2 : Z:\DATA\070319_B\PCB6774.D\ECD2B.CH
 Acq On : 3-19-2007 05:38:08 PM Operator: SNB/SLC
 Sample : 100ppm 1232/1262 ICAL STD 561-192-2 Inst : sea034
 Misc : BT=SEA03416721 Multipir: 1.00
 IntFile Signal #1: EVENTS.E IntFile Signal #2: EVENTS2.E
 Quant Time: Mar 20 09:40:11 2007 Quant Results File: 1660_8082_070319.RES

Quant Method : Z:\METHODS\1660_8082_070319.M (Chemstation Integrator)
 Title : PCBs by USEPA Method 8082
 Last Update : Tue Mar 20 09:27:49 2007
 Response via : Initial Calibration
 DataAcq Meth : PCBSLOW.M

Volume Inj. :
 Signal #1 Phase : Signal #2 Phase:
 Signal #1 Info : Signal #2 Info :

Compound	RT#1	RT#2	Resp#1	Resp#2	ug/L	ug/L
System Monitoring Compounds						
1) S Tetrachloro-m-xy	6.92	8.25f	21943815	27124598	8.530	8.838
Spiked Amount	20.000					
				Recovery =	42.65%	44.19%
14) S Decachlorobiphen	14.54	15.86	17298390	18437666	9.182	9.253
Spiked Amount	20.000					
				Recovery =	45.91%	46.27%
Target Compounds						
2) L3 PCB-1016 Peak 1	8.34	9.32	7189781	5059949	76.664	76.292
3) L3 PCB-1016 Peak 2	9.00	10.07	9110734	7571681	73.065	75.068
4) L3 PCB-1016 Peak 3	9.76	10.16	4510677	6004104	73.066	72.060
5) L3 PCB-1016 Peak 4	9.96	10.74	3764113	4481033	71.746	72.201
6) L3 PCB-1016 Peak 5	10.30	11.32	5841116	4417985	96.196	64.827 #
7) L3 PCB-1016 - Total	0.00	0.00	30416421	27534751	77.793m	69.832m
8) L4 PCB-1260 Peak 1	11.29	12.35f	8783369	9422263	77.001	72.393
9) L4 PCB-1260 Peak 2	11.52	12.35	10307515	9422263	68.194	74.077
10) L4 PCB-1260 Peak 3	11.79	12.69	7244817	10442745	82.662	74.816
11) L4 PCB-1260 Peak 4	12.72	13.87f	26904291	26603704	123.041	122.530
12) L4 PCB-1260 Peak 5	13.21	14.25	20333279	16896198	120.339	133.174
13) L4 PCB-1260 - Total	0.00	0.00	73573270	72787173	98.669m	96.859m

Signal #1 : Z:\DATA\070319_B\PCB6774.D\ECD1A.CH
 Signal #2 : Z:\DATA\070319_B\PCB6774.D\ECD2B.CH
 Acq On : 3-19-2007 05:38:08 PM
 Sample : 100ppm 1232/1262 ICAL STD 561-192-2
 Misc : BT=SEAC3416721

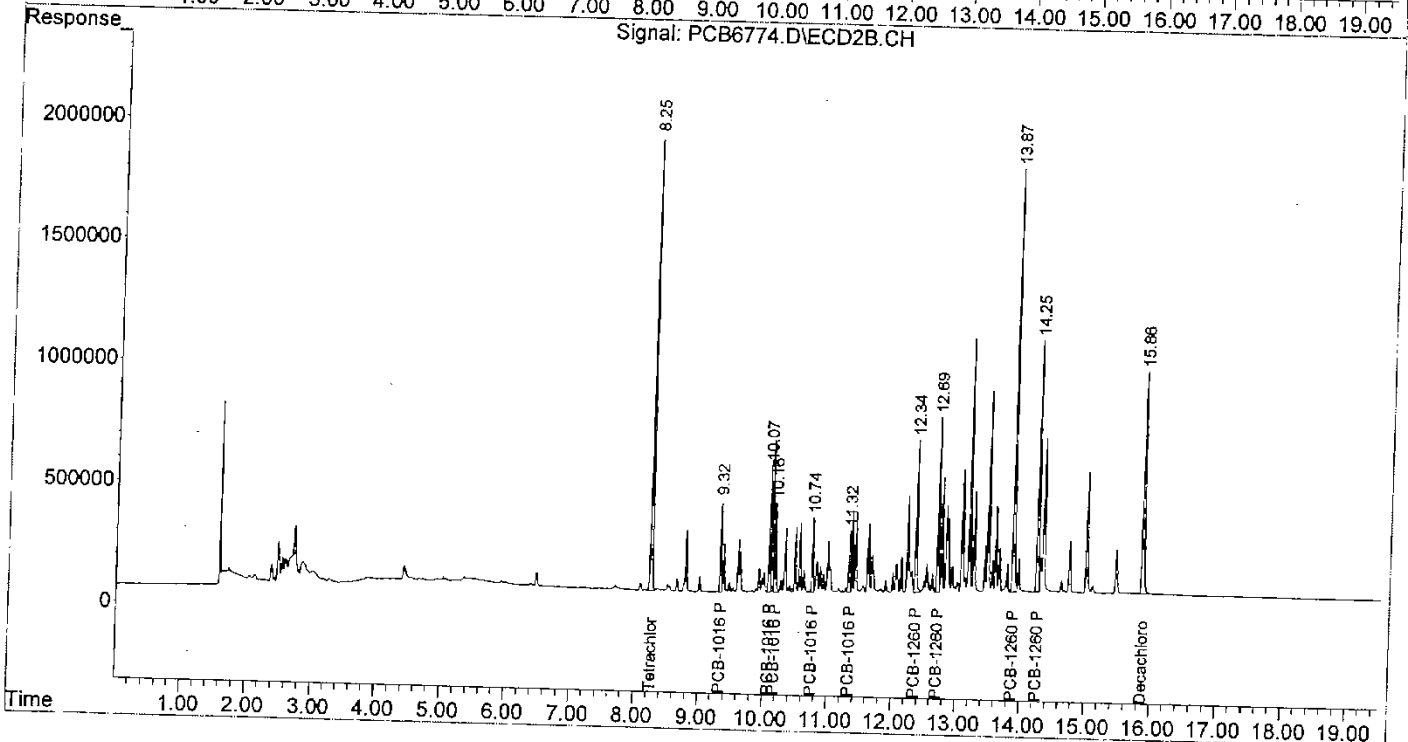
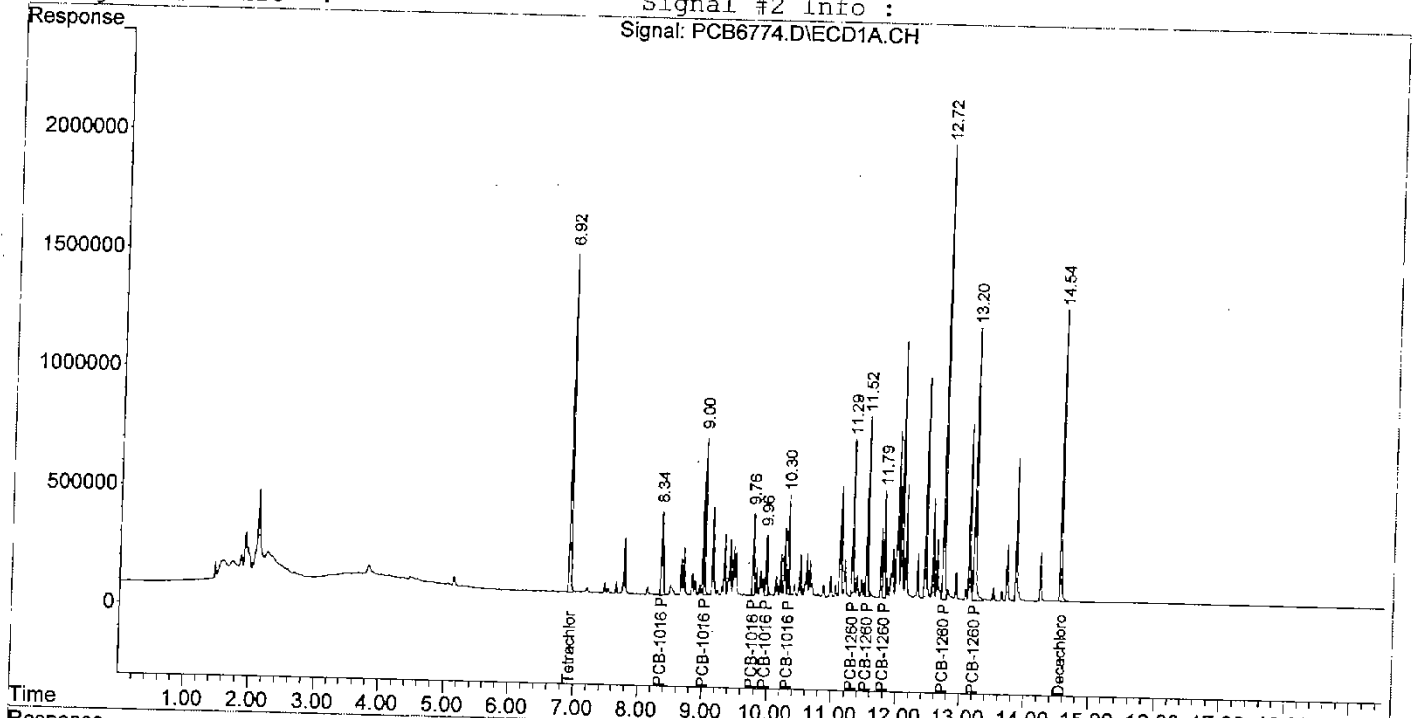
Vial: 9

Operator: SNB/SLC
 Inst : sea034
 Multiplr: 1.00

IntFile Signal #1: EVENTS.E IntFile Signal #2: EVENTS2.E
 Quant Time: Mar 20 9:40 2007 Quant Results File: 1660_8082_070319.RES

Quant Method : Z:\METHODS\1660_8082_070319.M (Chemstation Integrator)
 Title : PCBs by USEPA Method 8082
 Last Update : Tue Mar 20 09:27:49 2007
 Response via : Multiple Level Calibration
 DataAcq Meth : PCBSLOW.M

Volume Inj. :
 Signal #1 Phase :
 Signal #1 Info :
 Signal #2 Phase :
 Signal #2 Info :



Signal #1 : Z:\DATA\070319_B\PCB6775.D\ECD1A.CH Vial: 10
 Signal #2 : Z:\DATA\070319_B\PCB6775.D\ECD2B.CH
 Acq Cn : 3-19-2007 06:01:44 PM Operator: SNB/SLC
 Sample : 100ppm 1242 ICAL STD 561-193-5 Inst : sea034
 Misc : BT=SEA03416721 Multiplr: 1.00
 IntFile Signal #1: EVENTS.E IntFile Signal #2: EVENTS2.E
 Quant Time: Mar 20 09:40:25 2007 Quant Results File: 1660_8082_070319.RES

Quant Method : Z:\METHODS\1660_8082_070319.M (Chemstation Integrator)
 Title : PCBs by USEPA Method 8082
 Last Update : Tue Mar 20 09:27:49 2007
 Response via : Initial Calibration
 DataAcq Meth : PCBSLOW.M

Volume Inj. :
 Signal #1 Phase : Signal #2 Phase:
 Signal #1 Info : Signal #2 Info :

Compound	RT#1	RT#2	Resp#1	Resp#2	ug/L	ug/L
System Monitoring Compounds						
1) S Tetrachloro-m-xy	6.92	8.25f	24917655	30340804	9.686	9.886
Spiked Amount	20.000					
				Recovery =	48.43%	49.43%
14) S Decachlorobiphen	14.54	15.86	18631395	20310938	9.889	10.194
Spiked Amount	20.000					
				Recovery =	49.44%	50.97%
Target Compounds						
2) L3 PCB-1016 Peak 1	8.34	9.32	8112259	5592484	87.558	84.321
3) L3 PCB-1016 Peak 2	9.00	10.07	9973550	8619504	79.985	85.457
4) L3 PCB-1016 Peak 3	9.76	10.16	4841927	6827348	78.432	82.983
5) L3 PCB-1016 Peak 4	9.96	10.74	4061086	4998434	77.406	81.169
6) L3 PCB-1016 Peak 5	10.30	11.32	5087216	3512816	83.780	51.545 #
7) L3 PCB-1016 - Total	0.00	0.00	32076039	29550586	82.038m	74.945m
8) L4 PCB-1260 Peak 1	11.32f	12.34f	424009	253370	3.717	1.947 #
9) L4 PCB-1260 Peak 2	11.52	12.34	103104	253370	0.682	N.D. #
10) L4 PCB-1260 Peak 3	11.80f	12.69	680587	224986	N.D.	1.612 #
11) L4 PCB-1260 Peak 4	12.72	13.87f	28866	299622	0.132	1.380 #
12) L4 PCB-1260 Peak 5	13.21	14.24	106001	136097	0.627	1.073 #
13) L4 PCB-1260 - Total	0.00	0.00	1342567	1167445	1.801m	1.554m

Signal #1 : Z:\DATA\070319_B\PCB6775.D\ECD1A.CH
Signal #2 : Z:\DATA\070319_B\PCB6775.D\ECD2B.CH
Acq On : 3-19-2007 06:01:44 PM
Sample : 100ppm 1242 ICAL STD 561-193-5
Misc : BT=SEA03416721

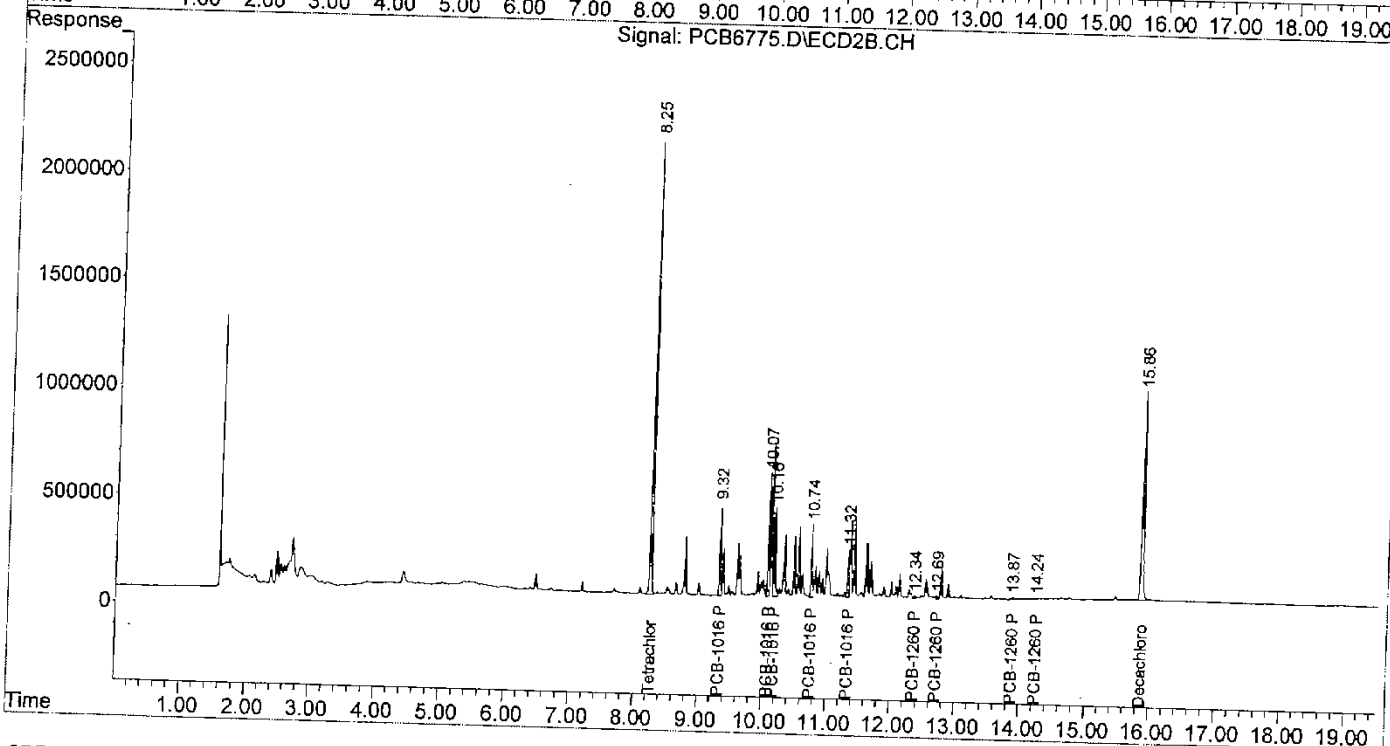
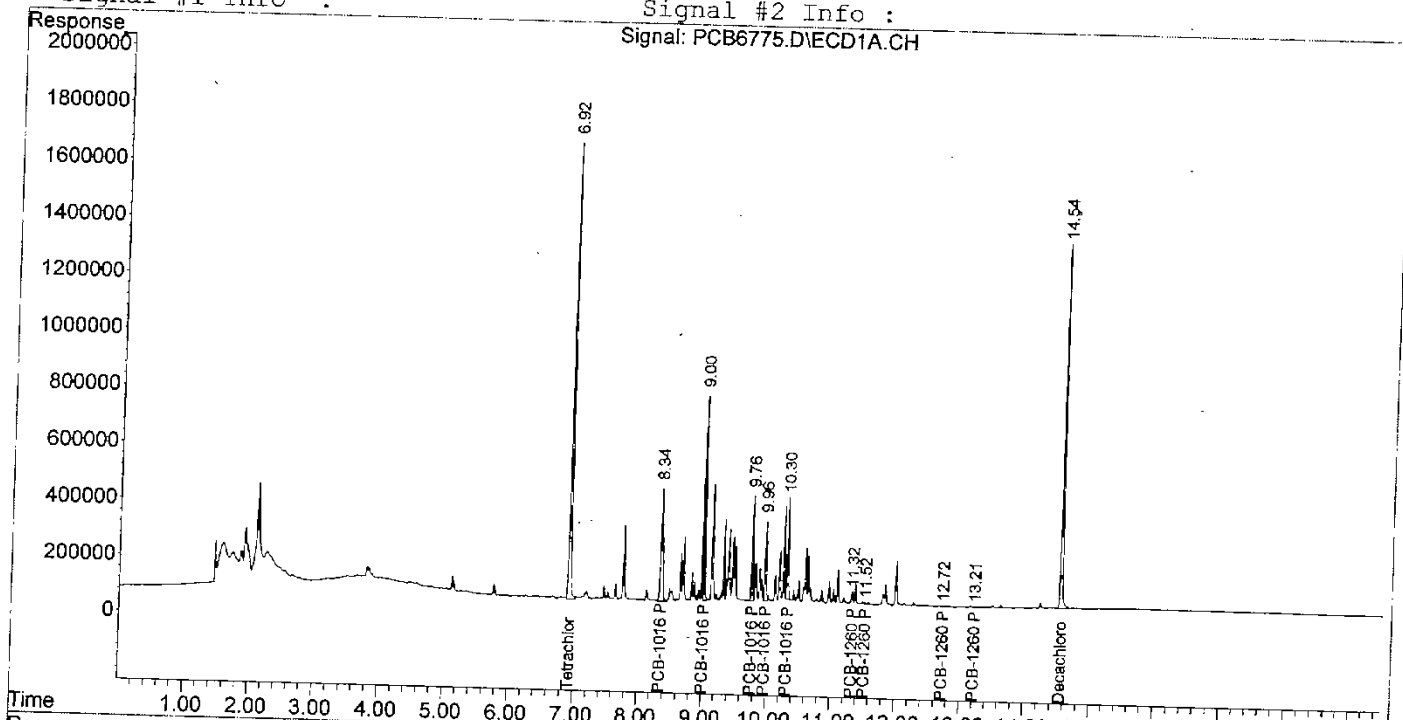
Vial: 10

Operator: SNB/SLC
Inst : sea034
Multiplr: 1.00

IntFile Signal #1: EVENTS.E IntFile Signal #2: EVENTS2.E
Quant Time: Mar 20 9:40 2007 Quant Results File: 1660_8082_070319.RES

Quant Method : Z:\METHODS\1660_8082_070319.M (Chemstation Integrator)
Title : PCBs by USEPA Method 8082
Last Update : Tue Mar 20 09:27:49 2007
Response via : Multiple Level Calibration
DataAcq Meth : PCBLOW.M

Volume Inj. :
Signal #1 Phase :
Signal #1 Info :
Signal #2 Phase :
Signal #2 Info :



Signal #1 : Z:\DATA\070319_B\PCB6776.D\ECD1A.CH Vial: 11
 Signal #2 : Z:\DATA\070319_B\PCB6776.D\ECD2B.CH
 Acq On : 3-19-2007 06:25:18 PM Operator: SNB/SLC
 Sample : 100ppm 1221/1254 ICAL STD 561-188-1 Inst : sea034
 Misc : BT=SEA03416721 Multiplr: 1.00
 IntFile Signal #1: EVENTS.E IntFile Signal #2: EVENTS2.E
 Quant Time: Mar 20 09:40:36 2007 Quant Results File: 1660_8082_070319.RES

Quant Method : Z:\METHODS\1660_8082_070319.M (Chemstation Integrator)
 Title : PCBs by USEPA Method 8082
 Last Update : Tue Mar 20 09:27:49 2007
 Response via : Initial Calibration
 DataAcq Meth : PCB_SLOW.M

Volume Inj. :
 Signal #1 Phase : Signal #2 Phase:
 Signal #1 Info : Signal #2 Info :

Compound	RT#1	RT#2	Resp#1	Resp#2	ug/L	ug/L
System Monitoring Compounds						
1) S Tetrachloro-m-xy	6.92	8.25f	26413658	33383288	10.268	10.878
Spiked Amount	20.000					
				Recovery =	51.34%	54.39%
14) S Decachlorobiphen	14.54	15.86	19889721	21388551	10.557	10.734
Spiked Amount	20.000			Recovery =	52.79%	53.67%
Target Compounds						
2) L3 PCB-1016 Peak 1	8.34	9.32	821809	537566	1.463	8.105 #
3) L3 PCB-1016 Peak 2	9.00	10.08	954724	932813	7.657	9.248
4) L3 PCB-1016 Peak 3	9.76	10.16	1719895	866125	27.860	3.890 #
5) L3 PCB-1016 Peak 4	9.96	10.75	1349889	1840411	25.730	26.434
6) L3 PCB-1016 Peak 5	10.30	11.31	9390038	7229771	154.643	106.086 #
7) L3 PCB-1016 - Total	0.00	0.00	14236356	11406686	36.411m	28.929m
8) L4 PCB-1260 Peak 1	11.29	12.38f	4532032	1628282	39.731	12.510 #
9) L4 PCB-1260 Peak 2	11.52	12.35	7477937	4534079	49.474	34.317 #
10) L4 PCB-1260 Peak 3	11.78	12.69	4065848	9340281	40.187	66.918 #
11) L4 PCB-1260 Peak 4	12.72	13.87f	1846120	2093263	8.443	9.641
12) L4 PCB-1260 Peak 5	13.21	14.24	2048985	1614719	12.127	12.727
13) L4 PCB-1260 - Total	0.00	0.00	19970921	19210624	26.783m	25.564m

Signal #1 : Z:\DATA\070319_B\PCB6776.D\ECD1A.CH
Signal #2 : Z:\DATA\070319_B\PCB6776.D\ECD2B.CH
Acq On : 3-19-2007 06:25:18 PM
Sample : 100ppm 1221/1254 ICAL STD 561-188-1
Misc : BT=SEA03416721

Vial: 11

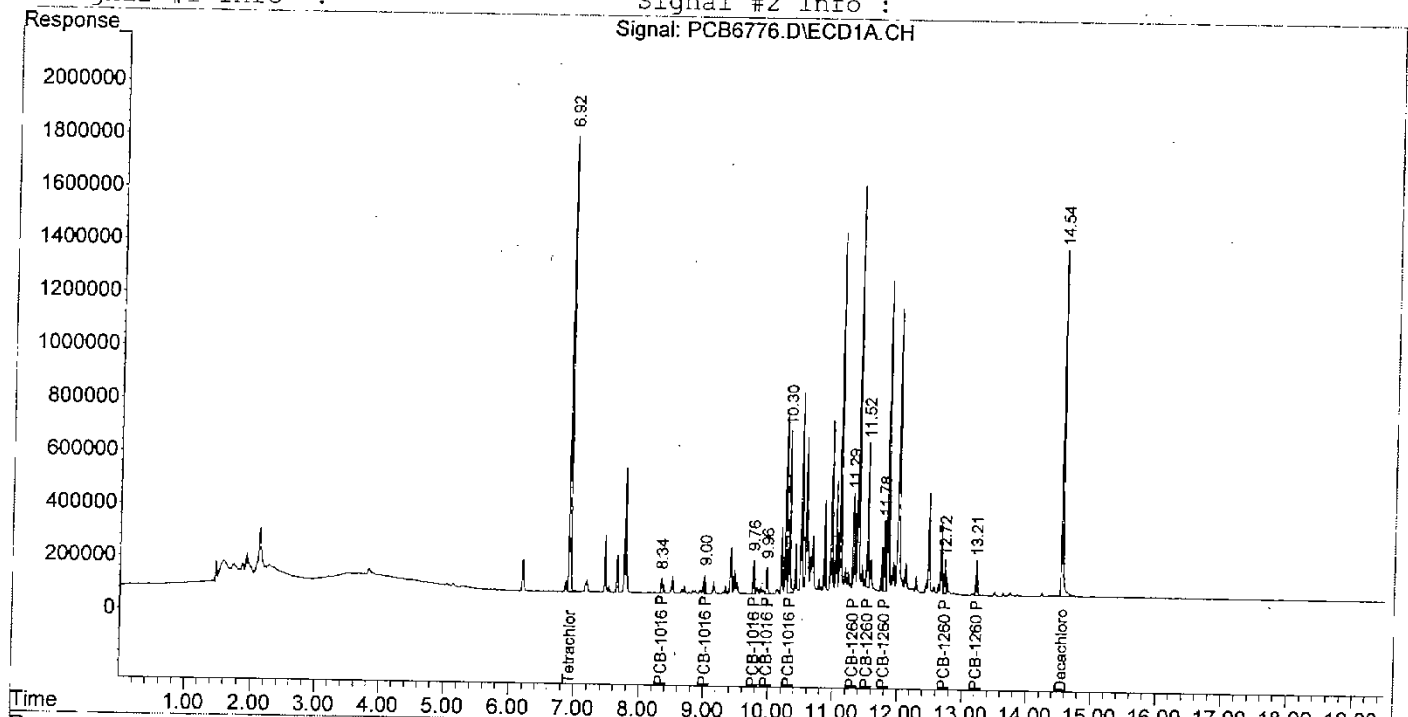
Operator: SNE/SLC
Inst : sea034
Multiplr: 1.00

IntFile Signal #1: EVENTS.E IntFile Signal #2: EVENTS2.E
Quant Time: Mar 20 9:40 2007 Quant Results File: 1660_8082_070319.RES

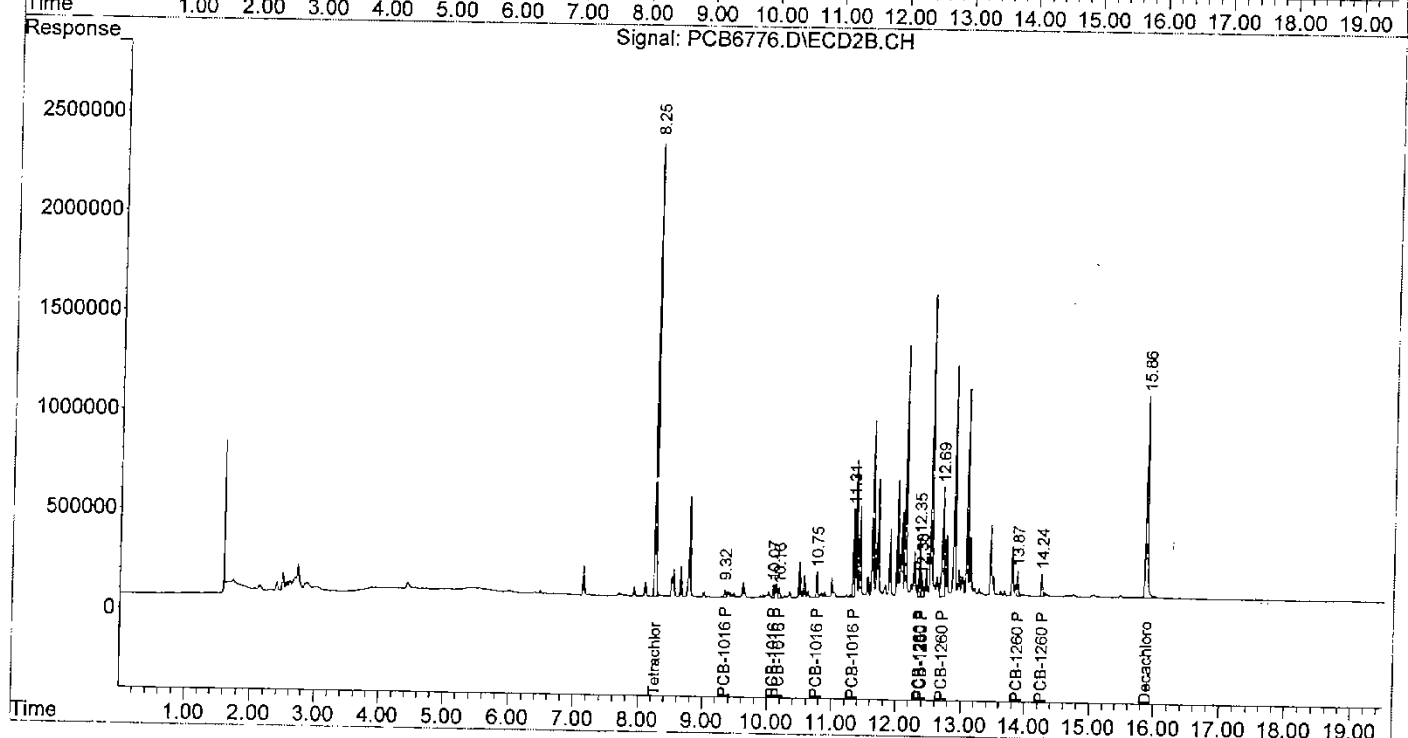
Quant Method : Z:\METHODS\1660_8082_070319.M (Chemstation Integrator)
Title : PCBs by USEPA Method 8082
Last Update : Tue Mar 20 09:27:49 2007
Response via : Multiple Level Calibration
DataAcq Meth : PCBLOW.M

Volume Inj. :
Signal #1 Phase :
Signal #1 Info :
Signal #2 Phase :
Signal #2 Info :

Signal: PCB6776.D\ECD1A.CH



Signal: PCB6776.D\ECD2B.CH



Signal #1 : Z:\DATA\070319_B\PCB6777.D\ECD1A.CH Vial: 12
 Signal #2 : Z:\DATA\070319_B\PCB6777.D\ECD2B.CH
 Acq On : 3-19-2007 06:49:00 PM Operator: SNB/SLC
 Sample : 100ppm 1248/1268 ICAL STD 561-193-2 Inst : sea034
 Misc : BT=SEAC3416721 Multiplr: 1.00
 IntFile Signal #1: EVENTS.E IntFile Signal #2: EVENTS2.E
 Quant Time: Mar 23 08:01:12 2007 Quant Results File: 1660_8082_070319.RES

Quant Method : Z:\METHODS\1660_8082_070319.M (Chemstation Integrator)
 Title : PCBs by USEPA Method 8082
 Last Update : Tue Mar 20 09:27:49 2007
 Response via : Initial Calibration
 DataAcq Meth : PCBSLOW.M

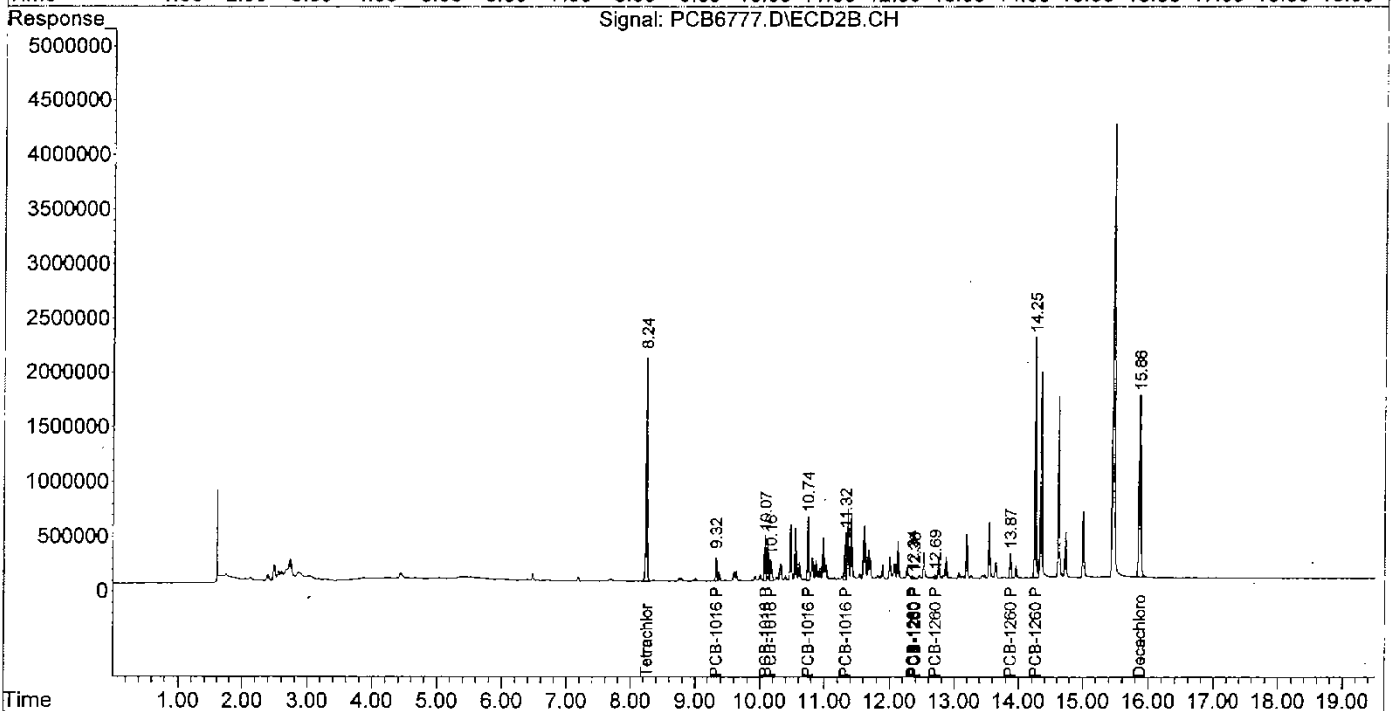
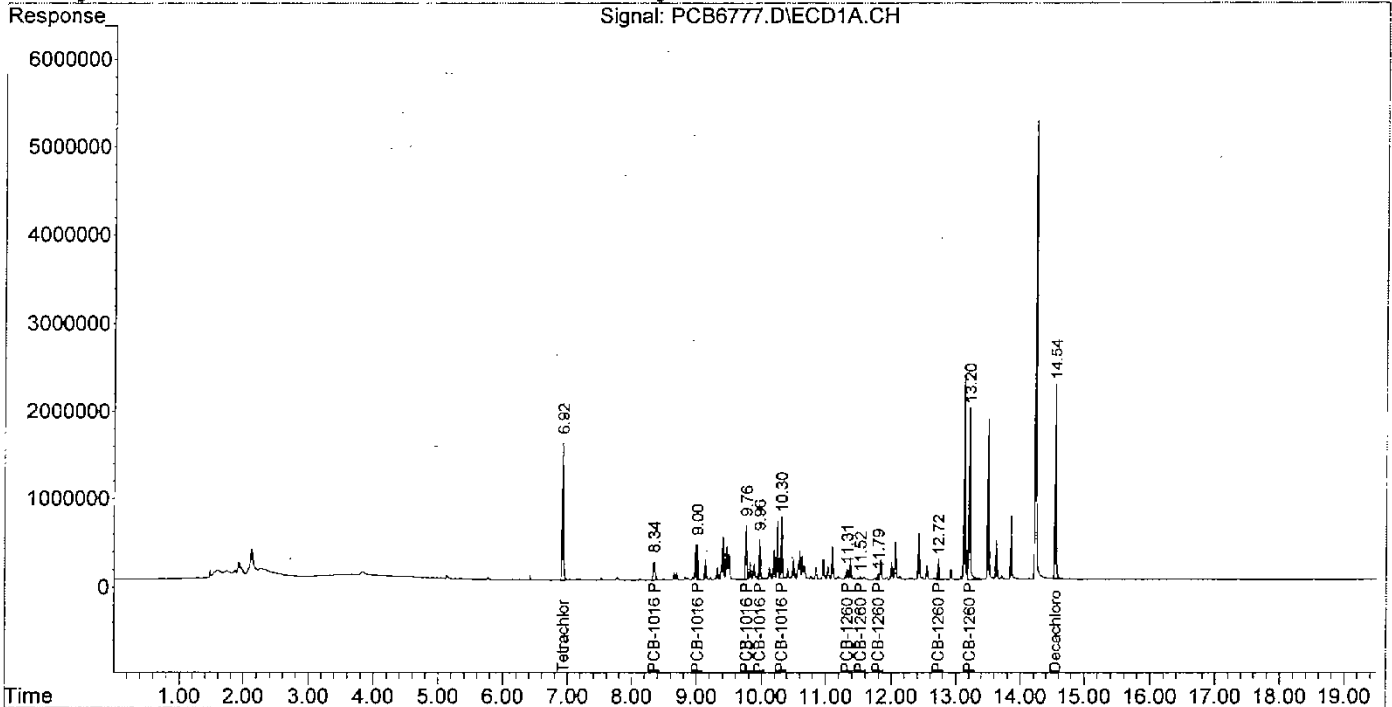
Volume Inj. :
 Signal #1 Phase : Signal #2 Phase:
 Signal #1 Info : Signal #2 Info :

Compound	RT#1	RT#2	Resp#1	Resp#2	ug/L	ug/L
System Monitoring Compounds						
1) S Tetrachloro-m-xy	6.92	8.24f	24429005	30136636	9.496	9.820
Spiked Amount	20.000		Recovery	=	47.48%	49.10%
14) S Decachlorobiphen	14.54	15.86	31460902	33232047	16.699	16.678
Spiked Amount	20.000		Recovery	=	83.50%	83.39%
Target Compounds						
2) L3 PCB-1016 Peak 1	8.34	9.32	3895749	2975742	37.764	44.867
3) L3 PCB-1016 Peak 2	9.00	10.07	5113446	6251996	41.008	61.985 #
4) L3 PCB-1016 Peak 3	9.76	10.16	8063548	3257348	130.617	35.617 #
5) L3 PCB-1016 Peak 4	9.96	10.74	6404753	8306652	122.078	138.507
6) L3 PCB-1016 Peak 5	10.30	11.32	9769241	7190771	160.888	105.514 #
7) L3 PCB-1016 - Total	0.00	0.00	33246737	27982509	85.032m	70.968m
8) L4 PCB-1260 Peak 1	11.31	12.38	1363796	303381	11.956	2.331 #
9) L4 PCB-1260 Peak 2	11.52	12.34	456326	561888	3.019	2.008 #
10) L4 PCB-1260 Peak 3	11.79	12.69	1204366	596056	1.954	4.270 #
11) L4 PCB-1260 Peak 4	12.72	13.86f	3332910	3311677	15.242	15.253
12) L4 PCB-1260 Peak 5	13.20	14.25	31398817	32453395	185.828	255.795 #
13) L4 PCB-1260 - Total	0.00	0.00	37756216	37226397	50.635m	49.538m

Signal #1 : Z:\DATA\070319_B\PCB6777.D\ECD1A.CH Vial: 12
 Signal #2 : Z:\DATA\070319_B\PCB6777.D\ECD2B.CH
 Acq On : 3-19-2007 06:49:00 PM Operator: SNB/SLC
 Sample : 100ppm 1248/1268 ICAL STD 561-193-2 Inst : sea034
 Misc : BT=SEA03416721 Multiplr: 1.00
 IntFile Signal #1: EVENTS.E IntFile Signal #2: EVENTS2.E
 Quant Time: Mar 23 8:01 2007 Quant Results File: 1660_8082_070319.RES

Quant Method : Z:\METHODS\1660_8082_070319.M (Chemstation Integrator)
 Title : PCBs by USEPA Method 8082
 Last Update : Tue Mar 20 09:27:49 2007
 Response via : Multiple Level Calibration
 DataAcq Meth : PCBSLOW.M

Volume Inj. :
 Signal #1 Phase : Signal #2 Phase:
 Signal #1 Info : Signal #2 Info :



CONTINUING CALIBRATION

Sequence Log

Directory : z:\DATA\070403_A

#	Filename	Sample Name	Date/Time
1	pcb6958.d	100ppm 1016/1260 CCV STD 561-196-2	04/03/07 11:19
2	pcb6959.d	MB 580-17227/1-AA	04/03/07 11:43
3	pcb6960.d	LCS 580-17227/2-AA	04/03/07 12:07
4	pcb6961.d	LCSD 580-17227/3-AA	04/03/07 12:30
5	pcb6962.d	580-5453-C-9-D	04/03/07 12:54
6	pcb6963.d	580-5453-C-9-E MS	04/03/07 13:17
7	pcb6964.d	580-5453-C-9-F MSD	04/03/07 13:41
8	pcb6970.d	100ppm 1016/1260 CCV STD 561-196-2	04/03/07 16:03
9	pcb6971.d	250ppm 1016/1260 CCV STD 561-196-3	04/03/07 16:27
10	pcb6982.d	100ppm 1016/1260 CCV STD 561-196-2	04/03/07 20:46
11	pcb6983.d	250ppm 1016/1260 CCV STD 561-196-3	04/03/07 21:10
12	pcb6985.d	580-5372-A-3-A	04/03/07 21:57
13	pcb6986.d	580-5385-B-11-B	04/03/07 22:21
14	pcb6987.d	580-5385-B-12-A	04/03/07 22:45
15	pcb6988.d	580-5404-A-13-A	04/03/07 23:08
16	pcb6989.d	580-5404-A-14-A	04/03/07 23:32
17	pcb6990.d	100ppm 1016/1260 CCV STD 561-196-2	04/03/07 23:55
18	pcb6991.d	250ppm 1016/1260 CCV STD 561-196-3	04/04/07 00:19

Signal #1 : Z:\DATA\070403_A\PCB6958.D\ECD1A.CH Vial: 100
 Signal #2 : Z:\DATA\070403_A\PCB6958.D\ECD2B.CH
 Acq On : 03 Apr 2007 11:19 am Operator: SLC
 Sample : 100ppm 1016/1260 CCV STD 561-196-2 Inst : sea034
 Misc : BT=SEA03417009 Multiplr: 1.00
 IntFile Signal #1: EVENTS.E IntFile Signal #2: EVENTS2.E
 Quant Time: Apr 03 13:09:56 2007 Quant Results File: 1660_8082_070319.RES

Quant Method : Z:\METHODS\1660_8082_070319.M (Chemstation Integrator)
 Title : PCBs by USEPA Method 8082
 Last Update : Tue Mar 20 09:27:49 2007
 Response via : Initial Calibration
 DataAcq Meth : PCBSLOW.M

Volume Inj. :
 Signal #1 Phase : Signal #2 Phase:
 Signal #1 Info : Signal #2 Info :

Compound	RT#1	RT#2	Resp#1	Resp#2	ug/L	ug/L
----------	------	------	--------	--------	------	------

System Monitoring Compounds

1) S	Tetrachloro-m-xy	6.92	8.25f	27419821	31310599	10.659	10.202
	Spiked Amount	20.000			Recovery =	53.30%	51.01%
14) S	Decachlorobiphen	14.54	15.86	16896835	20138032	8.968	10.107
	Spiked Amount	20.000			Recovery =	44.84%	50.53%

Target Compounds

2) L3	PCB-1016 Peak 1	8.34	9.32	9291239	6862127	101.481	103.464
3) L3	PCB-1016 Peak 2	9.01	10.07	11350737	9993281	91.029	99.077
4) L3	PCB-1016 Peak 3	9.76	10.16	5753632	8088239	93.200	99.712
5) L3	PCB-1016 Peak 4	9.96	10.74	4771251	6051916	90.942	99.428
6) L3	PCB-1016 Peak 5	10.30	11.31	5358718	6370096	88.252	93.472
7) L3	PCB-1016 - Total	0.00	0.00	36525577	37365660	93.418m	94.765m
8) L4	PCB-1260 Peak 1	11.29	12.34f	10016504	12081042	87.812	92.822
9) L4	PCB-1260 Peak 2	11.52	12.34	13613831	12081042	90.068	95.703
10) L4	PCB-1260 Peak 3	11.78	12.69	6898680	13766169	78.037	98.627 #
11) L4	PCB-1260 Peak 4	12.72	13.86f	18854529	20110566	86.227	92.624
12) L4	PCB-1260 Peak 5	13.21	14.24	14384732	11896645	85.133	93.768
13) L4	PCB-1260 - Total	0.00	0.00	63768276	69935464	85.519m	93.064m

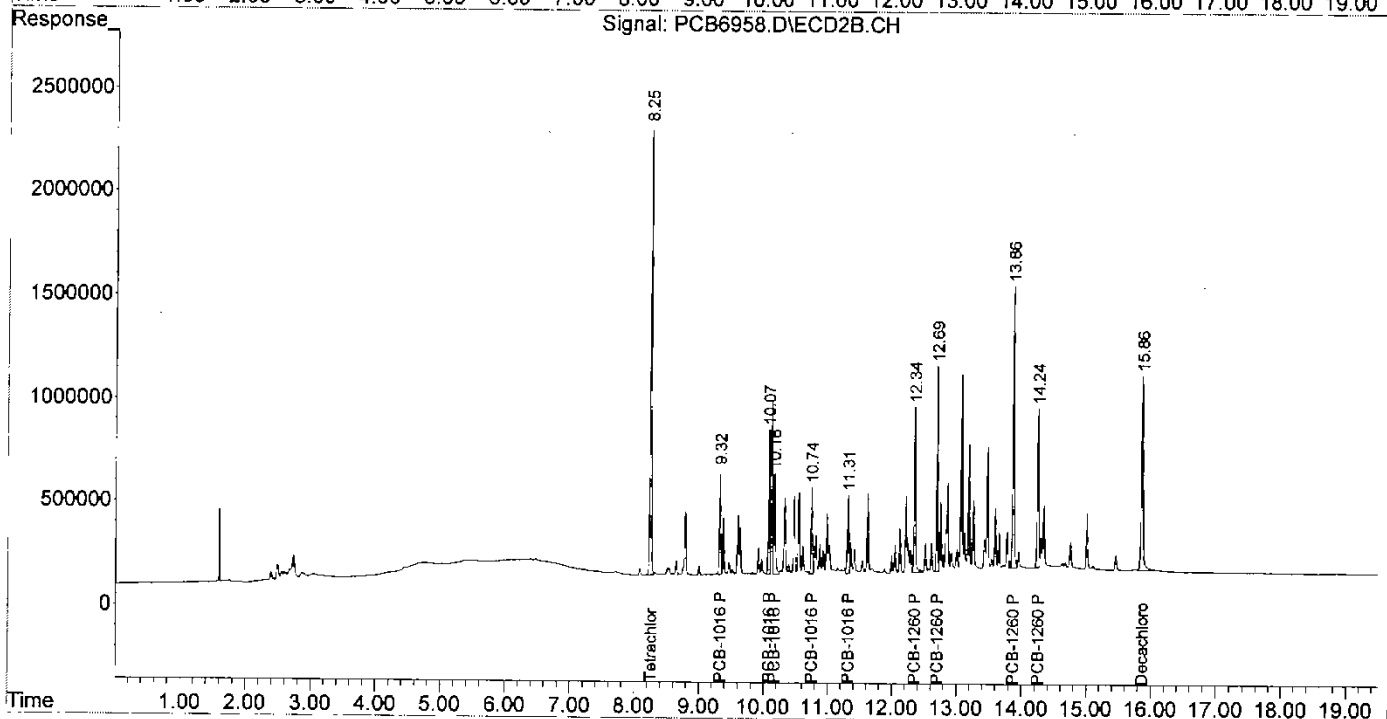
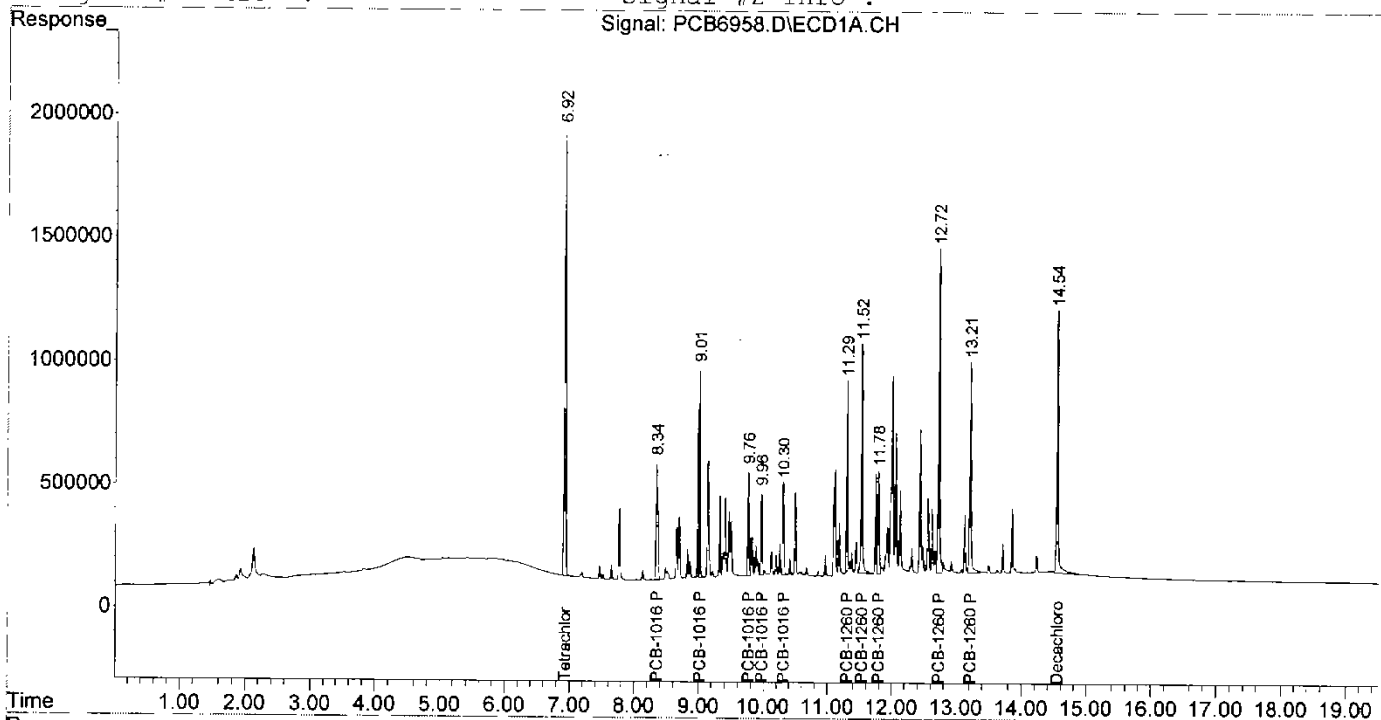
Data File Name PCB6958.D
 Operator SLC
 Date Acquired #VALUE!
 Instrument Name sea034

Compound	RT	Area	Column 1		Area	Column 1	
			Result	RT		Result	RT
PCB-1016 Peak 1	8.341	9291239	101.5	9.323	6862127	103.5	
PCB-1016 Peak 2	9.006	11350737	91.0	10.073	9993281	99.1	
PCB-1016 Peak 3	9.759	5753632	93.2	10.160	8088239	99.7	
PCB-1016 Peak 4	9.962	4771251	90.9	10.744	6051916	99.4	
PCB-1016 Peak 5	10.300	5358718	88.3	11.309	6370096	93.5	
		Average	93.0		Average	99.0	
		Actual	100.0		Actual	100.0	
		% Recovery	93.0	Pass	% Recovery	99.0	Pass
PCB-1260 Peak 1	11.292	10016504	87.8	12.345	12081042	92.8	
PCB-1260 Peak 2	11.520	13613831	90.1	12.345	12081042	95.7	
PCB-1260 Peak 3	11.784	6898680	78.0	12.692	13766169	98.6	
PCB-1260 Peak 4	12.720	18854529	86.2	13.863	20110566	92.6	
PCB-1260 Peak 5	13.207	14384732	85.1	14.243	11896645	93.8	
		Average	85.5		Average	94.7	
		Actual	100.0		Actual	100.0	
		% Recovery	85.5	Pass	% Recovery	94.7	Pass

Signal #1 : Z:\DATA\070403_A\PCB6958.D\ECD1A.CH Vial: 100
 Signal #2 : Z:\DATA\070403_A\PCB6958.D\ECD2B.CH
 Acq On : 03 Apr 2007 11:19 am Operator: SLC
 Sample : 100ppm 1016/1260 CCV STD 561-196-2 Inst : sea034
 Misc : BT=SEA03417009 Multiplr: 1.00
 IntFile Signal #1: EVENTS.E IntFile Signal #2: EVENTS2.E
 Quant Time: Apr 3 13:09 2007 Quant Results File: 1660_8082_070319.RES

Quant Method : Z:\METHODS\1660_8082_070319.M (Chemstation Integrator)
 Title : PCBs by USEPA Method 8082
 Last Update : Tue Mar 20 09:27:49 2007
 Response via : Multiple Level Calibration
 DataAcq Meth : PCBSLOW.M

Volume Inj. :
 Signal #1 Phase : Signal #2 Phase:
 Signal #1 Info : Signal #2 Info :



Signal #1 : Z:\DATA\070403_A\PCB6970.D\ECD1A.CH Vial: 100
 Signal #2 : Z:\DATA\070403_A\PCB6970.D\ECD2B.CH
 Acq On : 4-3-2007 04:03:29 PM Operator: SLC
 Sample : 100ppm 1016/1260 CCV STD 561-196-2 Inst : sea034
 Misc : BT=SEA03417221 Multiplr: 1.00
 IntFile Signal #1: EVENTS.E IntFile Signal #2: EVENTS2.E
 Quant Time: Apr 04 06:22:20 2007 Quant Results File: 1660_8082_070319.RES

Quant Method : Z:\METHODS\1660_8082_070319.M (Chemstation Integrator)
 Title : PCBs by USEPA Method 8082
 Last Update : Tue Mar 20 09:27:49 2007
 Response via : Initial Calibration
 DataAcq Meth : PCBSLOW.M

Volume Inj. :
 Signal #1 Phase : Signal #2 Phase:
 Signal #1 Info : Signal #2 Info :

Compound	RT#1	RT#2	Resp#1	Resp#2	ug/L	ug/L
System Monitoring Compounds						
1) S Tetrachloro-m-xy	6.92	8.24f	27480676	30716423	10.682	10.009
Spiked Amount	20.000					
			Recovery	=	53.41%	50.05%
14) S Decachlorobiphen	14.54	15.85	17283226	19965581	9.174	10.020
Spiked Amount	20.000					
			Recovery	=	45.87%	50.10%
Target Compounds						
2) L3 PCB-1016 Peak 1	8.34	9.32	9326622	6768044	101.898	102.046
3) L3 PCB-1016 Peak 2	9.00	10.07	12238802	10546849	98.151	104.565
4) L3 PCB-1016 Peak 3	9.76	10.16	5877161	8697762	95.201	107.799
5) L3 PCB-1016 Peak 4	9.96	10.74	4847835	6167479	92.402	101.431
6) L3 PCB-1016 Peak 5	10.30	11.31	5506091	6122166	90.679	89.834
7) L3 PCB-1016 - Total	0.00	0.00	37796511	38302299	96.668m	97.141m
8) L4 PCB-1260 Peak 1	11.29	12.34f	10212020	11940099	89.526	91.739
9) L4 PCB-1260 Peak 2	11.52	12.34	13934651	11940099	92.191	94.556
10) L4 PCB-1260 Peak 3	11.78	12.69	7020976	13877821	79.671	99.427
11) L4 PCB-1260 Peak 4	12.72	13.86f	19549459	20560304	89.405	94.695
12) L4 PCB-1260 Peak 5	13.20	14.24	15219484	12090477	90.074	95.296
13) L4 PCB-1260 - Total	0.00	0.00	65936589	70408798	88.427m	93.694m

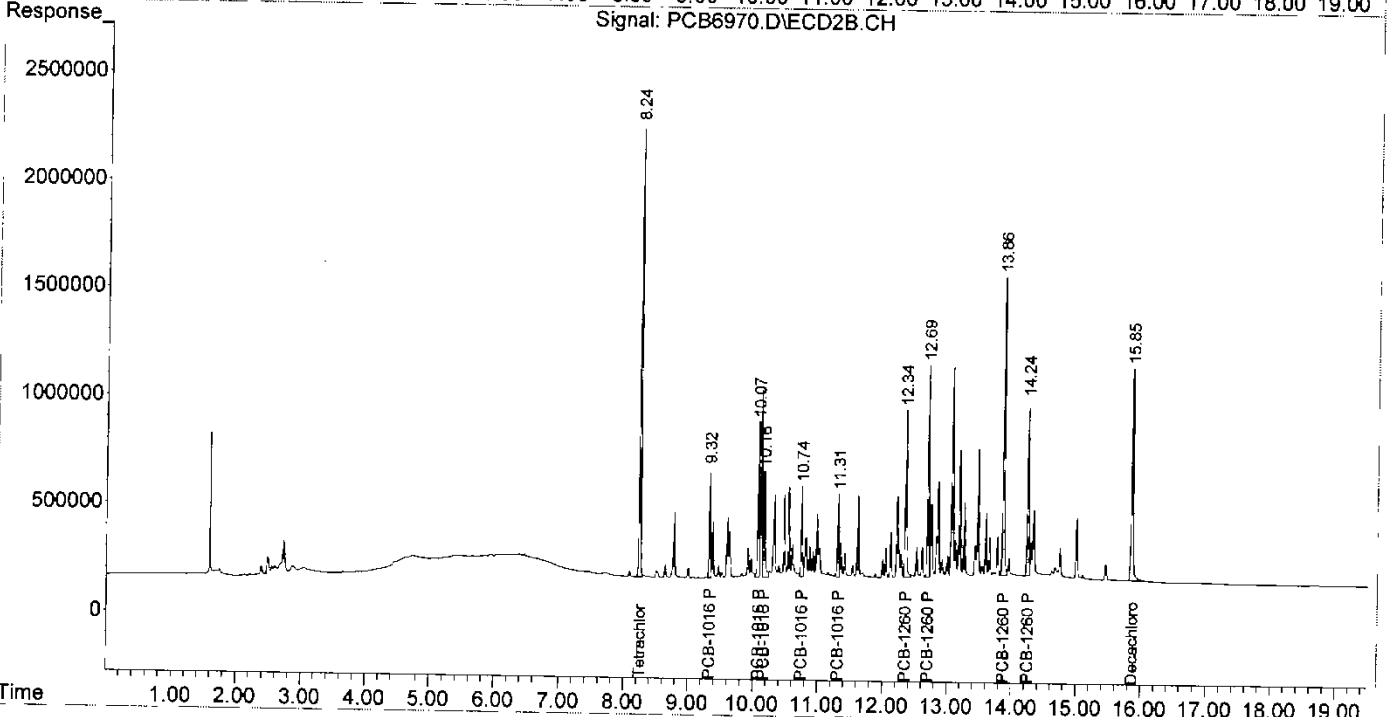
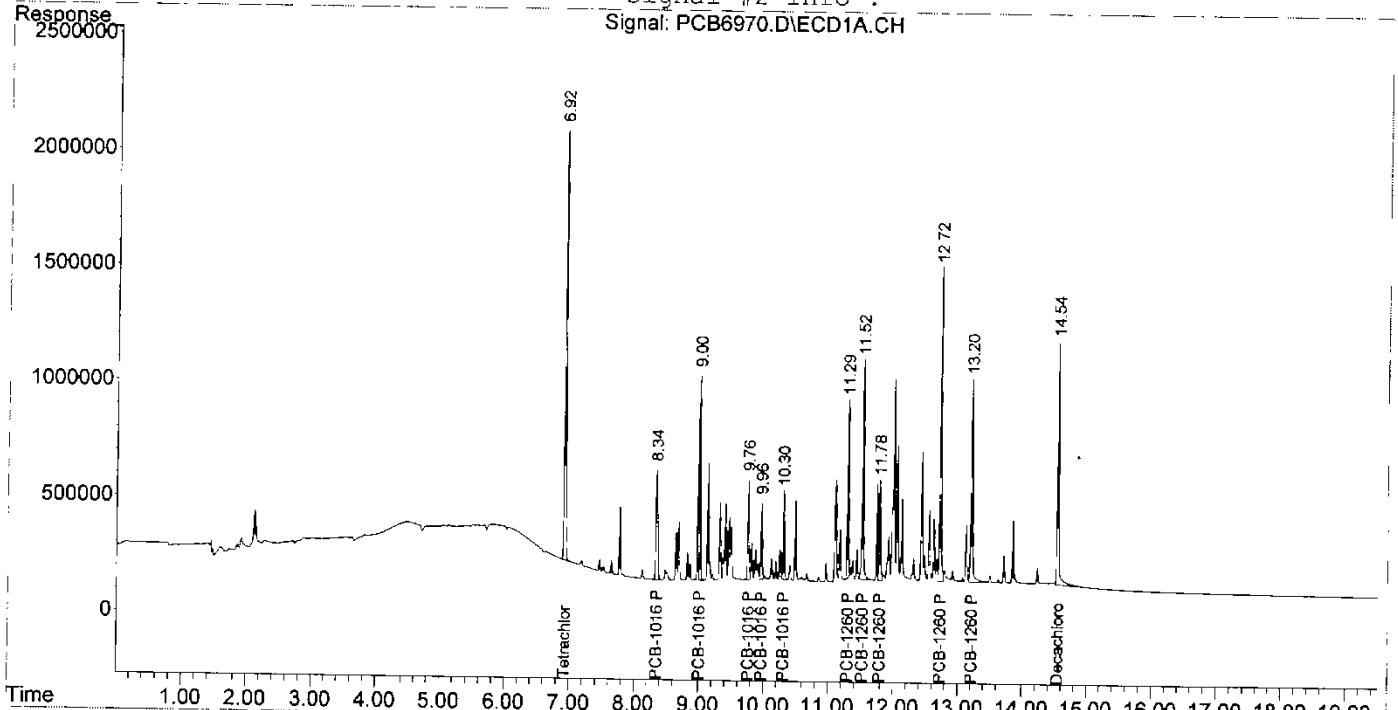
Data File Name PCB6970.D
 Operator SLC
 Date Acquired 4/3/2007
 Instrument Name sea034

Compound	RT	Area	Column 1		Area	Column 1	
			Result	RT		Result	RT
PCB-1016 Peak 1	8.340	9326622	101.9	9.320	6768044	102.0	
PCB-1016 Peak 2	9.004	12238802	98.2	10.072	10546849	104.6	
PCB-1016 Peak 3	9.758	5877161	95.2	10.159	8697762	107.8	
PCB-1016 Peak 4	9.961	4847835	92.4	10.742	6167479	101.4	
PCB-1016 Peak 5	10.298	5506091	90.7	11.306	6122166	89.8	
		Average	95.7		Average	101.1	
		Actual	100.0		Actual	100.0	
		% Recovery	95.7 Pass		% Recovery	101.1 Pass	
PCB-1260 Peak 1	11.291	10212020	89.5	12.342	11940099	91.7	
PCB-1260 Peak 2	11.518	13934651	92.2	12.342	11940099	94.6	
PCB-1260 Peak 3	11.780	7020976	79.7	12.689	13877821	99.4	
PCB-1260 Peak 4	12.718	19549459	89.4	13.861	20560304	94.7	
PCB-1260 Peak 5	13.205	15219484	90.1	14.239	12090477	95.3	
		Average	88.2		Average	95.1	
		Actual	100.0		Actual	100.0	
		% Recovery	88.2 Pass		% Recovery	95.1 Pass	

Signal #1 : Z:\DATA\070403_A\PCB6970.D\ECD1A.CH Vial: 100
 Signal #2 : Z:\DATA\070403_A\PCB6970.D\ECD2B.CH
 Acq On : 4-3-2007 04:03:29 PM Operator: SLC
 Sample : 100ppm 1016/1260 CCV STD 561-196-2 Inst : sea034
 Misc : BT=SEA03417221 Multiplr: 1.00
 IntFile Signal #1: EVENTS.E IntFile Signal #2: EVENTS2.E
 Quant Time: Apr 4 6:22 2007 Quant Results File: 1660_8082_070319.RES

Quant Method : Z:\METHODS\1660_8082_070319.M (Chemstation Integrator)
 Title : PCBs by USEPA Method 8082
 Last Update : Tue Mar 20 09:27:49 2007
 Response via : Multiple Level Calibration
 DataAcq Meth : PCBLOW.M

Volume Inj. :
 Signal #1 Phase : Signal #2 Phase:
 Signal #1 Info : Signal #2 Info :



Signal #1 : Z:\DATA\070403_A\PCB6971.D\ECD1A.CH Vial: 25
Signal #2 : Z:\DATA\070403_A\PCB6971.D\ECD2B.CH
Acq On : 4-3-2007 04:27:05 PM Operator: SLC
Sample : 250ppm 1016/1260 CCV STD 561-196-3 Inst : sea034
Misc : BT=SEA03417221 Multiplr: 1.00
IntFile Signal #1: EVENTS.E IntFile Signal #2: EVENTS2.E
Quant Time: Apr 04 06:22:48 2007 Quant Results File: 1660_8082_070319.RES

Quant Method : Z:\METHODS\1660_8082_070319.M (Chemstation Integrator)
Title : PCBs by USEPA Method_8082
Last Update : Tue Mar 20 09:27:49 2007
Response via : Initial Calibration
DataAcq Meth : PCBSLOW.M

Volume Inj. :
Signal #1 Phase : Signal #2 Phase:
Signal #1 Info : Signal #2 Info :

Table with 7 columns: Compound, RT#1, RT#2, Resp#1, Resp#2, ug/L, ug/L. Rows include System Monitoring Compounds (Tetrachloro-m-xy, Decachlorobiphen) and Target Compounds (L3, L4 PCB-1016, PCB-1260 peaks and totals).

Data File Name PCB6971.D
 Operator SLC
 Date Acquired 4/3/2007
 Instrument Name sea034

Compound	RT	Area	Column 1		Area	Column 1	
			Result	RT		Result	RT
PCB-1016 Peak 1	8.340	21967056	251.2	9.321	15752026	237.5	
PCB-1016 Peak 2	9.004	28962560	232.3	10.072	24022892	238.2	
PCB-1016 Peak 3	9.758	14092342	228.3	10.158	19420916	250.1	
PCB-1016 Peak 4	9.961	11763718	224.2	10.743	14067637	238.4	
PCB-1016 Peak 5	10.299	13263818	218.4	11.307	14412103	211.5	
		Average	230.9		Average	235.1	
		Actual	250.0		Actual	250.0	
		% Recovery	92.4	Pass	% Recovery	94.0	Pass
PCB-1260 Peak 1	11.291	24693443	216.5	12.343	28860317	221.7	
PCB-1260 Peak 2	11.520	33276281	220.2	12.343	28860317	232.2	
PCB-1260 Peak 3	11.781	16947006	212.3	12.690	33453878	239.7	
PCB-1260 Peak 4	12.718	46978631	214.8	13.863	50853692	234.2	
PCB-1260 Peak 5	13.205	36867935	218.2	14.241	29734072	234.4	
		Average	216.4		Average	232.4	
		Actual	250.0		Actual	250.0	
		% Recovery	86.6	Pass	% Recovery	93.0	Pass

Signal #1 : Z:\DATA\070403_A\PCB6971.D\ECD1A.CH
Signal #2 : Z:\DATA\070403_A\PCB6971.D\ECD2B.CH
Acq On : 4-3-2007 04:27:05 PM
Sample : 250ppm 1016/1260 CCV STD 561-196-3
Misc : BT=SEA03417221

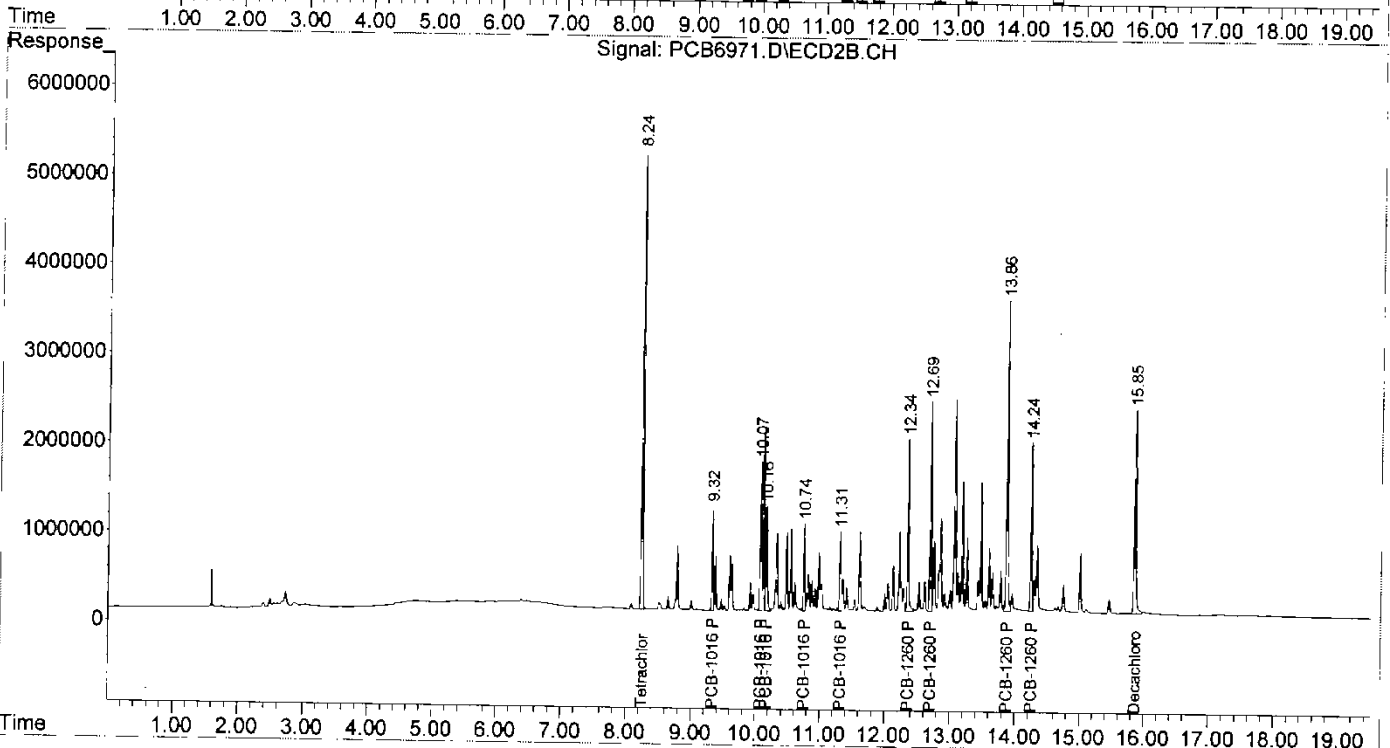
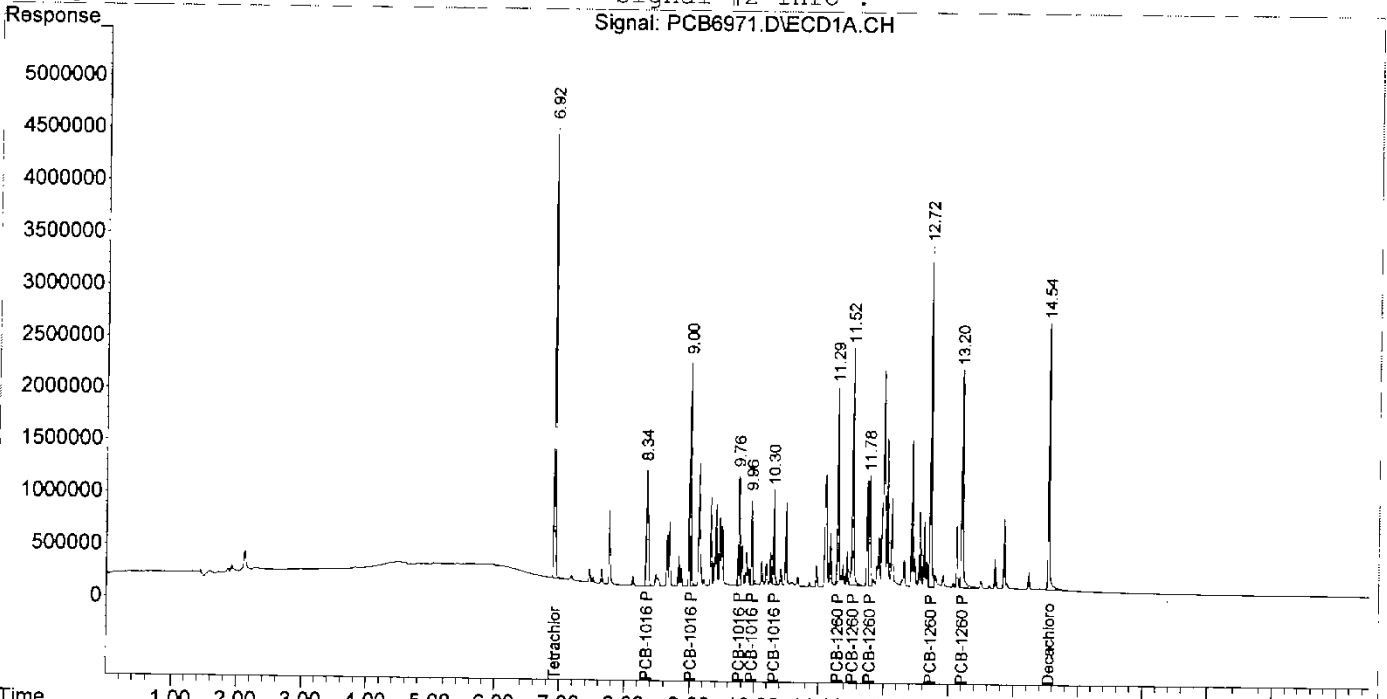
Vial: 25

Operator: SLC
Inst : sea034
Multiplr: 1.00

IntFile Signal #1: EVENTS.E IntFile Signal #2: EVENTS2.E
Quant Time: Apr 4 6:22 2007 Quant Results File: 1660_8082_070319.RES

Quant Method : Z:\METHODS\1660_8082_070319.M (Chemstation Integrator)
Title : PCBs by USEPA Method 8082
Last Update : Tue Mar 20 09:27:49 2007
Response via : Multiple Level Calibration
DataAcq Meth : PCBLOW.M

Volume Inj. :
Signal #1 Phase : Signal #2 Phase:
Signal #1 Info : Signal #2 Info :



Signal #1 : Z:\DATA\070403_A\PCB6982.D\ECD1A.CH Vial: 100
 Signal #2 : Z:\DATA\070403_A\PCB6982.D\ECD2B.CH
 Acq On : 4-3-2007 08:46:56 PM Operator: SLC
 Sample : 100ppm 1016/1260 CCV STD 561-196-2 Inst : sea034
 Misc : BT=SEA03417227 Multiplr: 1.00
 IntFile Signal #1: EVENTS.E IntFile Signal #2: EVENTS2.E
 Quant Time: Apr 04 06:24:03 2007 Quant Results File: 1660_8082_070319.RES

Quant Method : Z:\METHODS\1660_8082_070319.M (Chemstation Integrator)
 Title : PCBs by USEPA Method_8082
 Last Update : Tue Mar 20 09:27:49 2007
 Response via : Initial Calibration
 DataAcq Meth : PCBSLOW.M

Volume Inj. :
 Signal #1 Phase : Signal #2 Phase:
 Signal #1 Info : Signal #2 Info :

Compound	RT#1	RT#2	Resp#1	Resp#2	ug/L	ug/L
----------	------	------	--------	--------	------	------

System Monitoring Compounds

1) S	Tetrachloro-m-xy	6.92	8.24f	28611578	31950720	11.122	10.411
	Spiked Amount	20.000					
				Recovery	=	55.61%	52.05%
14) S	Decachlorobiphen	14.54	15.85	17564951	20569904	9.323	10.324
	Spiked Amount	20.000					
				Recovery	=	46.62%	51.62%

Target Compounds

2) L3	PCB-1016 Peak 1	8.34	9.32	9670483	6965694	105.959	105.026
3) L3	PCB-1016 Peak 2	9.00	10.07	12762943	10679954	102.355	105.885
4) L3	PCB-1016 Peak 3	9.76	10.16	6077517	8397166	98.446	103.811
5) L3	PCB-1016 Peak 4	9.96	10.74	5041350	6066829	96.090	99.686
6) L3	PCB-1016 Peak 5	10.30	11.31	5685527	6338838	93.634	93.013
7) L3	PCB-1016 - Total	0.00	0.00	39237819	38448481	100.355m	97.511m
8) L4	PCB-1260 Peak 1	11.29	12.34f	10480888	12148844	91.883	93.342
9) L4	PCB-1260 Peak 2	11.52	12.34	14122639	12148844	93.435	96.254
10) L4	PCB-1260 Peak 3	11.78	12.69	7196147	14530504	82.011	104.103 #
11) L4	PCB-1260 Peak 4	12.72	13.86f	20367512	21560071	93.146	99.300
12) L4	PCB-1260 Peak 5	13.20	14.24	15838261	12817529	93.736	101.027
13) L4	PCB-1260 - Total	0.00	0.00	68005448	73205792	91.202m	97.416m

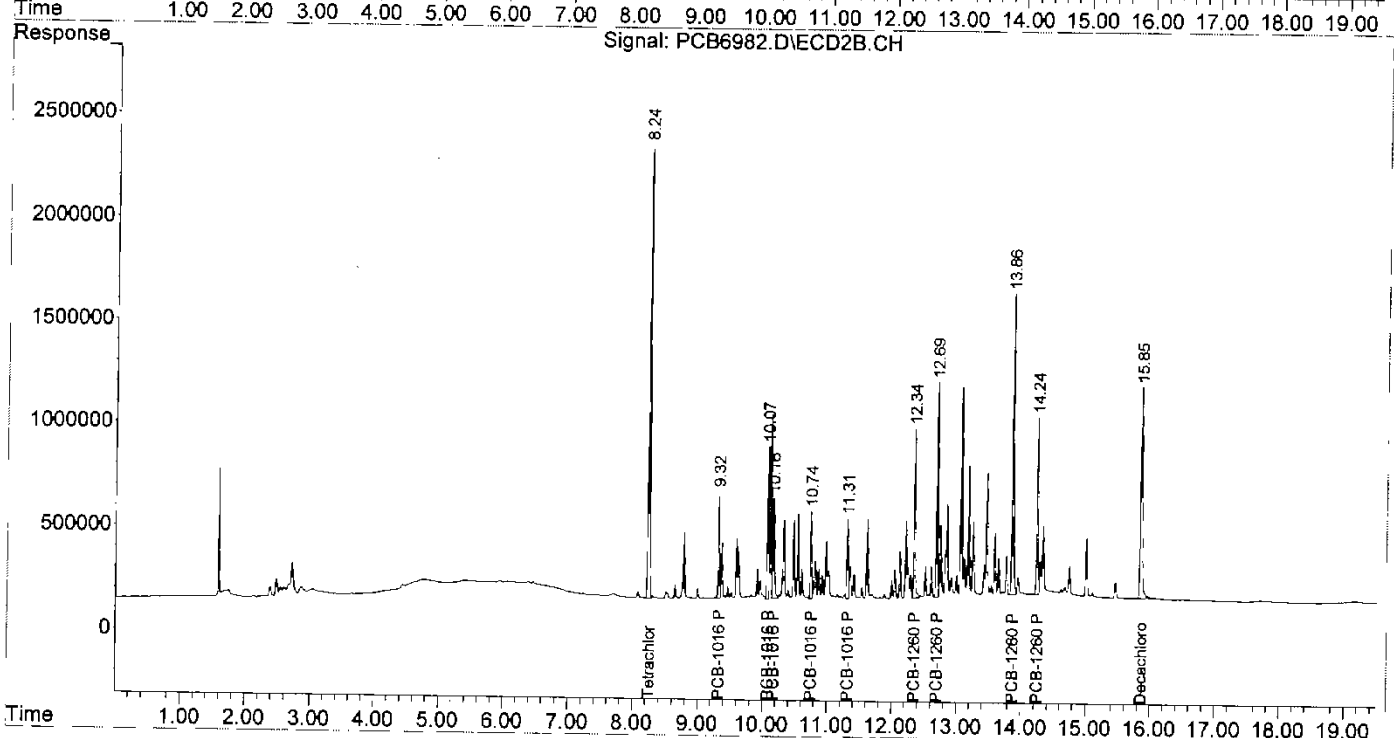
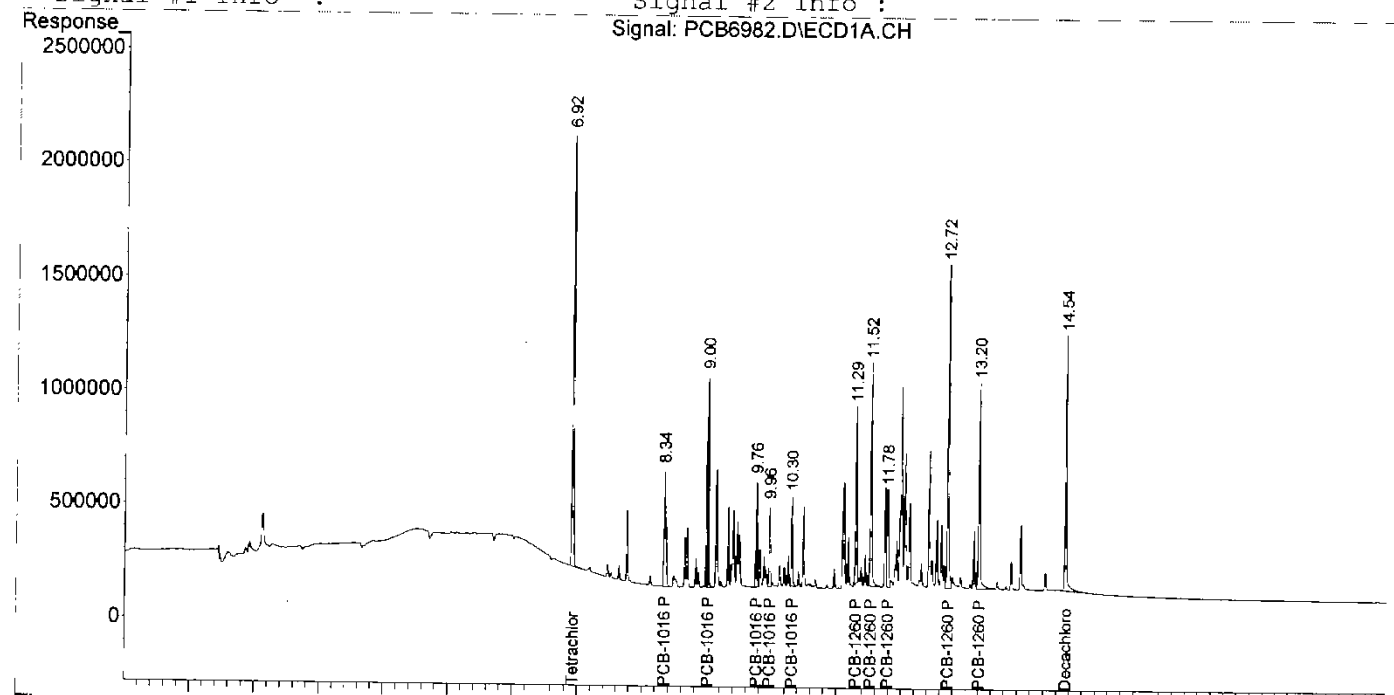
Data File Name PCB6982.D
 Operator SLC
 Date Acquired 4/3/2007
 Instrument Name sea034

Compound	RT	Area	Column 1		Area	Column 1	
			Result	RT		Result	RT
PCB-1016 Peak 1	8.339	9670483	106.0	9.320	6965694	105.0	
PCB-1016 Peak 2	9.003	12762943	102.4	10.072	10679954	105.9	
PCB-1016 Peak 3	9.758	6077517	98.4	10.159	8397166	103.8	
PCB-1016 Peak 4	9.960	5041350	96.1	10.742	6066829	99.7	
PCB-1016 Peak 5	10.299	5685527	93.6	11.307	6338838	93.0	
		Average	99.3		Average	101.5	
		Actual	100.0		Actual	100.0	
		% Recovery	99.3 Pass		% Recovery	101.5 Pass	
PCB-1260 Peak 1	11.290	10480888	91.9	12.342	12148844	93.3	
PCB-1260 Peak 2	11.519	14122639	93.4	12.342	12148844	96.3	
PCB-1260 Peak 3	11.781	7196147	82.0	12.689	14530504	104.1	
PCB-1260 Peak 4	12.719	20367512	93.1	13.863	21560071	99.3	
PCB-1260 Peak 5	13.204	15838261	93.7	14.240	12817529	101.0	
		Average	90.8		Average	98.8	
		Actual	100.0		Actual	100.0	
		% Recovery	90.8 Pass		% Recovery	98.8 Pass	

Signal #1 : Z:\DATA\070403_A\PCB6982.D\ECD1A.CH Vial: 100
 Signal #2 : Z:\DATA\070403_A\PCB6982.D\ECD2B.CH
 Acq On : 4-3-2007 08:46:56 PM Operator: SLC
 Sample : 100ppm 1016/1260 CCV STD 561-196-2 Inst : sea034
 Misc : BT=SEA03417227 Multiplr: 1.00
 IntFile Signal #1: EVENTS.E IntFile Signal #2: EVENTS2.E
 Quant Time: Apr 4 6:24 2007 Quant Results File: 1660_8082_070319.RES

Quant Method : Z:\METHODS\1660_8082_070319.M (Chemstation Integrator)
 Title : PCBs by USEPA Method 8082
 Last Update : Tue Mar 20 09:27:49 2007
 Response via : Multiple Level Calibration
 DataAcq Meth : PCBLOW.M

Volume Inj. :
 Signal #1 Phase : Signal #2 Phase:
 Signal #1 Info : Signal #2 Info :



Signal #1 : Z:\DATA\070403_A\PCB6983.D\ECD1A.CH Vial: 25
Signal #2 : Z:\DATA\070403_A\PCB6983.D\ECD2B.CH
Acq On : 4-3-2007 09:10:32 PM Operator: SLC
Sample : 250ppm 1016/1260 CCV STD 561-196-3 Inst : sea034
Misc : BT=SEA03417227 Multiplr: 1.00
IntFile Signal #1: EVENTS.E IntFile Signal #2: EVENTS2.E
Quant Time: Apr 04 06:24:30 2007 Quant Results File: 1660_8082_070319.RES

Quant Method : Z:\METHODS\1660_8082_070319.M (Chemstation Integrator)
Title : PCBs by USEPA Method 8082
Last Update : Tue Mar 20 09:27:49 2007
Response via : Initial Calibration
DataAcq Meth : PCBLOW.M

Volume Inj. :
Signal #1 Phase : Signal #2 Phase:
Signal #1 Info : Signal #2 Info :

Compound RT#1 RT#2 Resp#1 Resp#2 ug/L ug/L

System Monitoring Compounds

Table with 7 columns: Compound, RT#1, RT#2, Resp#1, Resp#2, ug/L, ug/L. Rows include Tetrachloro-m-xy and Decachlorobiphen with Spiked Amount and Recovery percentages.

Target Compounds

Table with 7 columns: Compound, RT#1, RT#2, Resp#1, Resp#2, ug/L, ug/L. Rows include PCB-1016 Peak 1-5 and PCB-1260 Peak 1-5, plus Total values.

Data File Name PCB6983.D
 Operator SLC
 Date Acquired 4/3/2007
 Instrument Name sea034

Compound	RT	Area	Column 1		Area	Column 1	
			Result	RT		Result	RT
PCB-1016 Peak 1	8.339	22454992	256.9	9.320	16098695	242.7	
PCB-1016 Peak 2	9.003	29395711	235.7	10.071	24521866	243.1	
PCB-1016 Peak 3	9.757	14498860	234.9	10.158	19589706	252.3	
PCB-1016 Peak 4	9.961	12128319	231.2	10.741	14417571	244.4	
PCB-1016 Peak 5	10.298	13623298	224.4	11.306	14914613	218.9	
		Average	236.6		Average	240.3	
		Actual	250.0		Actual	250.0	
		% Recovery	94.6	Pass	% Recovery	96.1	Pass
PCB-1260 Peak 1	11.290	25201199	220.9	12.342	30059009	231.0	
PCB-1260 Peak 2	11.518	34326755	227.1	12.342	30059009	241.9	
PCB-1260 Peak 3	11.780	17457957	219.1	12.688	34711275	248.7	
PCB-1260 Peak 4	12.718	48147944	220.2	13.861	52122519	240.1	
PCB-1260 Peak 5	13.204	37844094	224.0	14.239	30236213	238.3	
		Average	222.3		Average	240.0	
		Actual	250.0		Actual	250.0	
		% Recovery	88.9	Pass	% Recovery	96.0	Pass

Signal #1 : Z:\DATA\070403_A\PCB6983.D\ECD1A.CH
Signal #2 : Z:\DATA\070403_A\PCB6983.D\ECD2B.CH
Acq On : 4-3-2007 09:10:32 PM
Sample : 250ppm 1016/1260 CCV STD 561-196-3
Misc : BT=SEA03417227

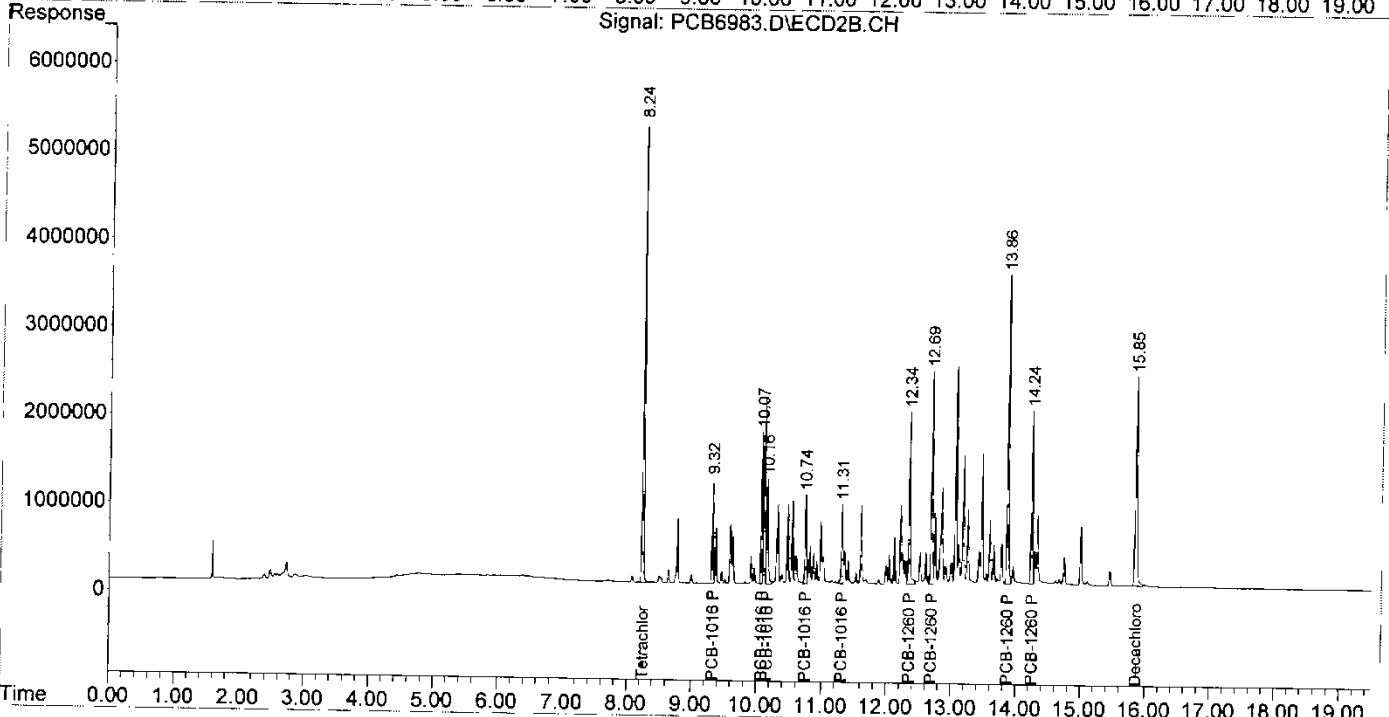
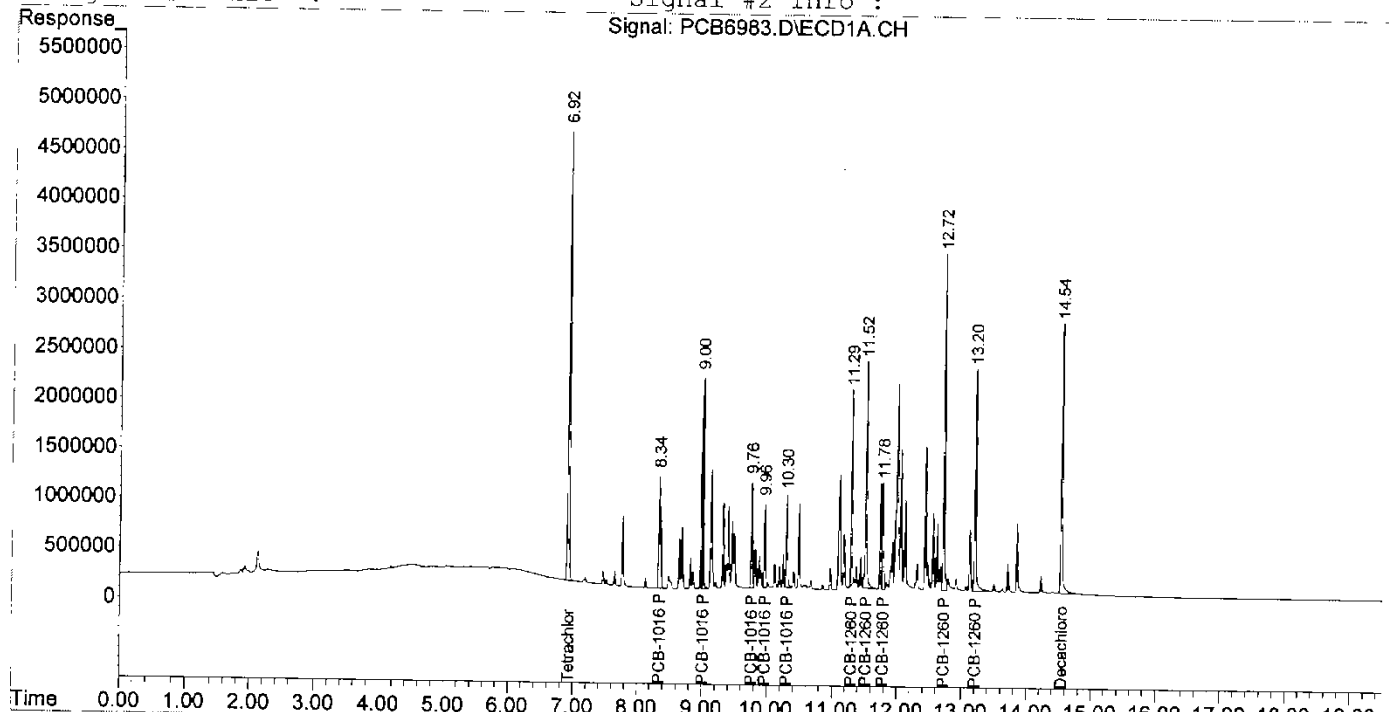
Vial: 25

Operator: SLC
Inst : sea034
Multiplr: 1.00

IntFile Signal #1: EVENTS.E IntFile Signal #2: EVENTS2.E
Quant Time: Apr 4 6:24 2007 Quant Results File: 1660_8082_070319.RES

Quant Method : Z:\METHODS\1660_8082_070319.M (Chemstation Integrator)
Title : PCBs by USEPA Method 8082
Last Update : Tue Mar 20 09:27:49 2007
Response via : Multiple Level Calibration
DataAcq Meth : PCBLOW.M

Volume Inj. :
Signal #1 Phase : Signal #2 Phase:
Signal #1 Info : Signal #2 Info :



Signal #1 : Z:\DATA\070403_A\PCB6990.D\ECD1A.CH Vial: 100
Signal #2 : Z:\DATA\070403_A\PCB6990.D\ECD2B.CH
Acq On : 03 Apr 2007 11:55 pm Operator: SLC
Sample : 100ppm 1016/1260 CCV STD 561-196-2 Inst : sea034
Misc : BT=SEA03417227 Multiplr: 1.00
IntFile Signal #1: EVENTS.E IntFile Signal #2: EVENTS2.E
Quant Time: Apr 04 06:25:10 2007 Quant Results File: 1660_8082_C70319.RES

Quant Method : Z:\METHODS\1660_8082_070319.M (Chemstation Integrator)
Title : PCBs by USEPA Method_8082
Last Update : Tue Mar 20 09:27:49 2007
Response via : Initial Calibration
DataAcq Meth : PCBLOW.M

Volume Inj. :
Signal #1 Phase : Signal #2 Phase:
Signal #1 Info : Signal #2 Info :

Compound RT#1 RT#2 Resp#1 Resp#2 ug/L ug/L

System Monitoring Compounds

Table with 7 columns: ID, Name, RT#1, RT#2, Resp#1, Resp#2, ug/L. Rows include Tetrachloro-m-xy and Decachlorobiphen with spiked amounts and recovery percentages.

Target Compounds

Table with 7 columns: ID, Name, RT#1, RT#2, Resp#1, Resp#2, ug/L. Rows list various PCB peaks (L3, L4) and their total concentrations.

Data File Name PCB6990.D
 Operator SLC
 Date Acquired #VALUE!
 Instrument Name sea034

Compound	RT	Area	Column 1		Area	Column 1	
			Result	RT		Result	RT
PCB-1016 Peak 1	8.340	9031755	98.4	9.320	6373579	96.1	
PCB-1016 Peak 2	9.004	11754067	94.3	10.072	9534243	94.5	
PCB-1016 Peak 3	9.758	5622438	91.1	10.159	7437097	91.1	
PCB-1016 Peak 4	9.960	4678793	89.2	10.742	5391584	88.0	
PCB-1016 Peak 5	10.299	5265024	86.7	11.306	5603322	82.2	
		Average	91.9		Average	90.4	
		Actual	100.0		Actual	100.0	
		% Recovery	91.9 Pass		% Recovery	90.4 Pass	
PCB-1260 Peak 1	11.291	9503692	83.3	12.343	11132332	85.5	
PCB-1260 Peak 2	11.519	13357942	88.4	12.343	11132332	88.0	
PCB-1260 Peak 3	11.780	6481333	72.5	12.689	13161967	94.3	
PCB-1260 Peak 4	12.718	18518288	84.7	13.861	20457178	94.2	
PCB-1260 Peak 5	13.205	14032076	83.0	14.240	12206674	96.2	
		Average	82.4		Average	91.6	
		Actual	100.0		Actual	100.0	
		% Recovery	82.4 Pass		% Recovery	91.6 Pass	

Signal #1 : Z:\DATA\070403_A\PCB6990.D\ECD1A.CH
Signal #2 : Z:\DATA\070403_A\PCB6990.D\ECD2B.CH
Acq On : 03 Apr 2007 11:55 pm
Sample : 100ppm 1016/1260 CCV STD 561-196-2
Misc : BT=SEA03417227

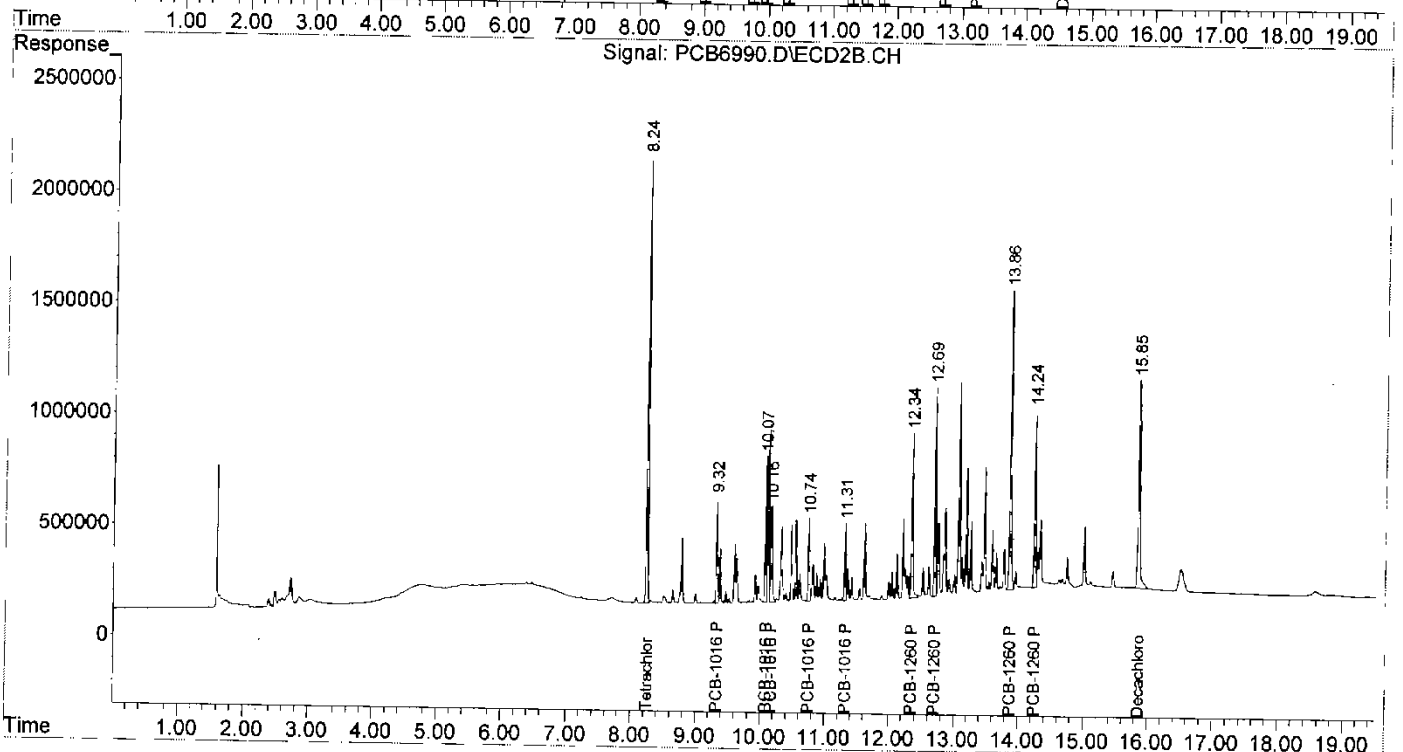
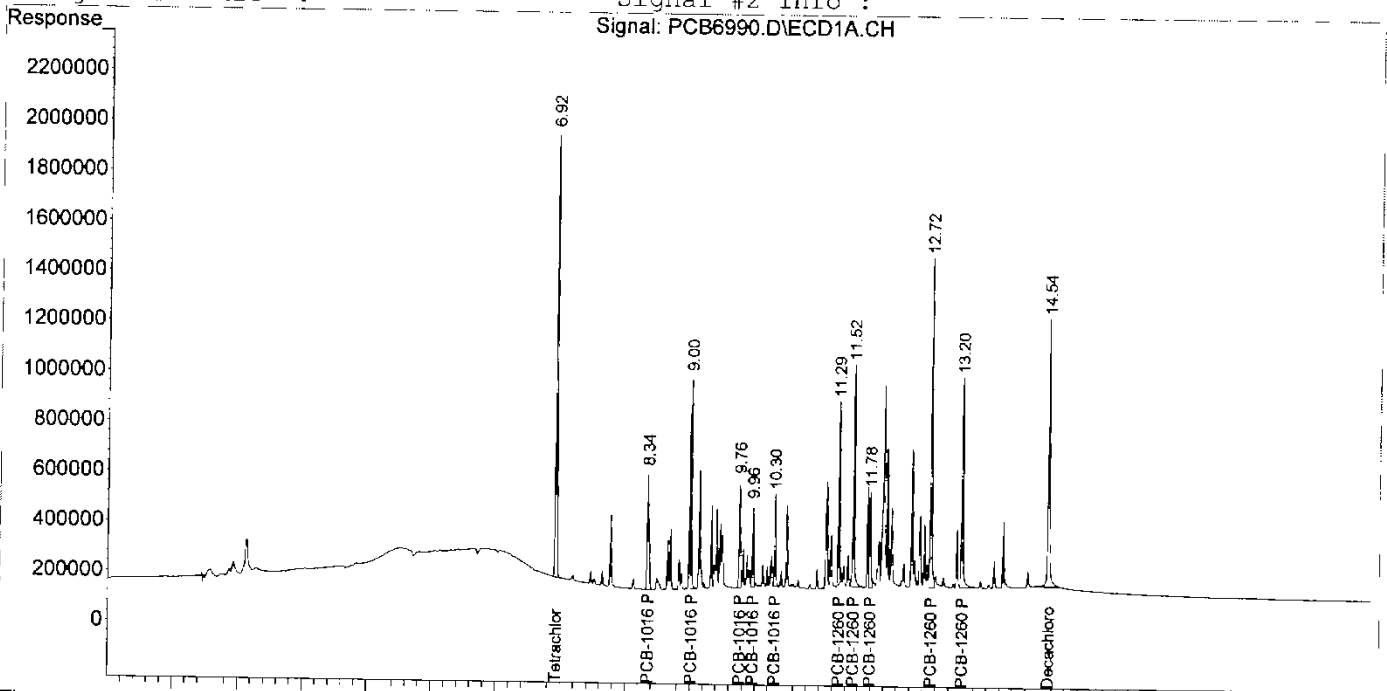
Vial: 100

Operator: SLC
Inst : sea034
Multiplr: 1.00

IntFile Signal #1: EVENTS.E IntFile Signal #2: EVENTS2.E
Quant Time: Apr 4 6:25 2007 Quant Results File: 1660_8082_070319.RES

Quant Method : Z:\METHODS\1660_8082_070319.M (Chemstation Integrator)
Title : PCBs by USEPA Method 8082
Last Update : Tue Mar 20 09:27:49 2007
Response via : Multiple Level Calibration
DataAcq Meth : PCBSLOW.M

Volume Inj. :
Signal #1 Phase : Signal #2 Phase:
Signal #1 Info : Signal #2 Info :



Signal #1 : Z:\DATA\070403_A\PCB6991.D\ECD1A.CH Vial: 25
Signal #2 : Z:\DATA\070403_A\PCB6991.D\ECD2B.CH
Acq On : 04 Apr 2007 12:19 am Operator: SLC
Sample : 250ppm 1016/1260 CCV STD 561-196-3 Inst : sea034
Misc : BT=SEA03417227 Multiplr: 1.00
IntFile Signal #1: EVENTS.E IntFile Signal #2: EVENTS2.E
Quant Time: Apr 04 06:25:37 2007 Quant Results File: 1660_8082_070319.RES

Quant Method : Z:\METHODS\1660_8082_070319.M (Chemstation Integrator)
Title : PCBs by USEPA Method_8082
Last Update : Tue Mar 20 09:27:49 2007
Response via : Initial Calibration
DataAcq Meth : PCBLOW.M

Volume Inj. :
Signal #1 Phase : Signal #2 Phase:
Signal #1 Info : Signal #2 Info :

Compound RT#1 RT#2 Resp#1 Resp#2 ug/L ug/L

System Monitoring Compounds

1) S	Tetrachloro-m-xy	6.92	8.24f	64659063	72587378	25.134	23.652
	Spiked Amount	20.000					
				Recovery	=	125.67%	118.26%
14) S	Decachlorobiphen	14.54	15.85	37343471	47640646	19.821	23.910
	Spiked Amount	20.000					
				Recovery	=	99.11%	119.55%

Target Compounds

2) L3	PCB-1016 Peak 1	8.34	9.32	21595998	15268232	246.791	230.208
3) L3	PCB-1016 Peak 2	9.00	10.07	28748534	23077793	230.554	228.801
4) L3	PCB-1016 Peak 3	9.76	10.16	13720509	18162029	222.251	233.370
5) L3	PCB-1016 Peak 4	9.96	10.74	11448777	13285884	218.219	224.806
6) L3	PCB-1016 Peak 5	10.30	11.31	12843931	13652428	211.525	200.329
7) L3	PCB-1016 - Total	0.00	0.00	88357749	83446365	225.984m	211.633m
8) L4	PCB-1260 Peak 1	11.29	12.34f	23435192	27343863	205.449	210.089
9) L4	PCB-1260 Peak 2	11.52	12.34	31887659	27343863	210.967	219.848
10) L4	PCB-1260 Peak 3	11.78	12.69	15898366	31632656	198.283	226.630
11) L4	PCB-1260 Peak 4	12.72	13.86f	44459154	48660958	203.324	224.120
12) L4	PCB-1260 Peak 5	13.20	14.24	33985538	28351613	201.137	223.465
13) L4	PCB-1260 - Total	0.00	0.00	149.7E6	163.3E6	200.716m	217.349m

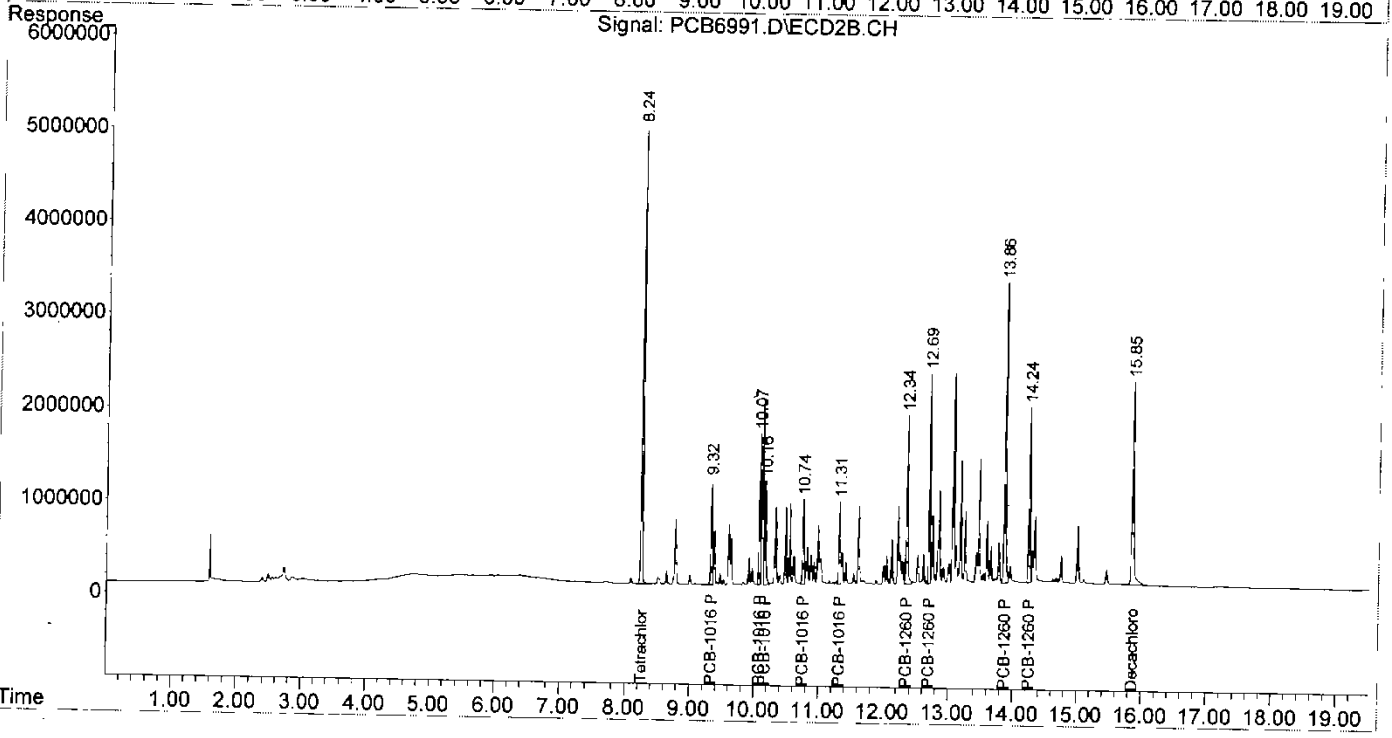
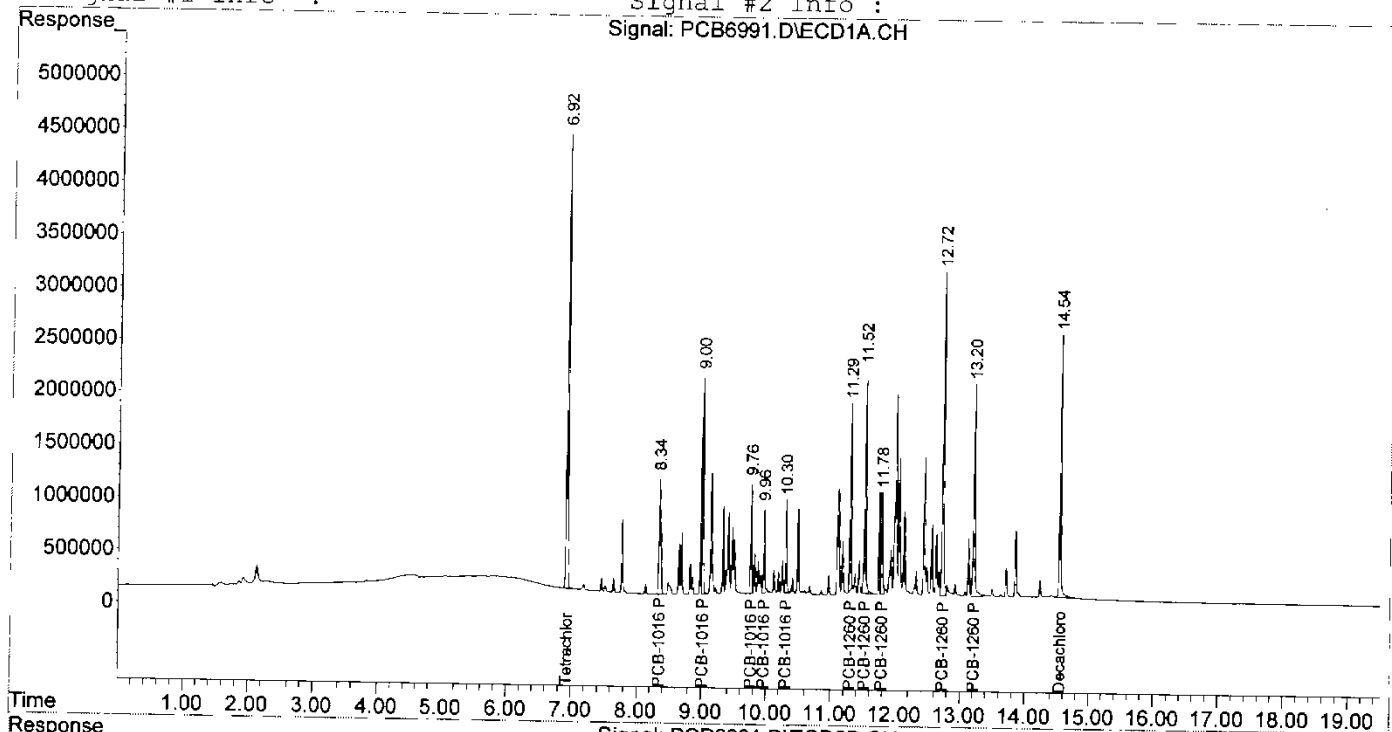
Data File Name PCB6991.D
 Operator SLC
 Date Acquired #VALUE!
 Instrument Name sea034

Compound	RT	Area	Column 1		Area	Column 1	
			Result	RT		Result	RT
PCB-1016 Peak 1	8.339	21595998	246.8	9.321	15268232	230.2	
PCB-1016 Peak 2	9.004	28748534	230.6	10.071	23077793	228.8	
PCB-1016 Peak 3	9.758	13720509	222.3	10.158	18162029	233.4	
PCB-1016 Peak 4	9.961	11448777	218.2	10.742	13285884	224.8	
PCB-1016 Peak 5	10.298	12843931	211.5	11.307	13652428	200.3	
		Average	225.9		Average	223.5	
		Actual	250.0		Actual	250.0	
		% Recovery	90.3	Pass	% Recovery	89.4	Pass
PCB-1260 Peak 1	11.290	23435192	205.4	12.342	27343863	210.1	
PCB-1260 Peak 2	11.518	31887659	211.0	12.342	27343863	219.8	
PCB-1260 Peak 3	11.780	15898366	198.3	12.689	31632656	226.6	
PCB-1260 Peak 4	12.718	44459154	203.3	13.862	48660958	224.1	
PCB-1260 Peak 5	13.204	33985538	201.1	14.239	28351613	223.5	
		Average	203.8		Average	220.8	
		Actual	250.0		Actual	250.0	
		% Recovery	81.5	Pass	% Recovery	88.3	Pass

Signal #1 : Z:\DATA\070403_A\PCB6991.D\ECD1A.CH Vial: 25
 Signal #2 : Z:\DATA\070403_A\PCB6991.D\ECD2B.CH
 Acq On : 04 Apr 2007 12:19 am Operator: SLC
 Sample : 250ppm 1016/1260 CCV STD 561-196-3 Inst : sea034
 Misc : BT=SEA03417227 Multiplr: 1.00
 IntFile Signal #1: EVENTS.E IntFile Signal #2: EVENTS2.E
 Quant Time: Apr 4 6:25 2007 Quant Results File: 1660_8082_070319.RES

Quant Method : Z:\METHODS\1660_8082_070319.M (Chemstation Integrator)
 Title : PCBs by USEPA Method 8082
 Last Update : Tue Mar 20 09:27:49 2007
 Response via : Multiple Level Calibration
 DataAcq Meth : PCBLOW.M

Volume Inj. :
 Signal #1 Phase : Signal #2 Phase:
 Signal #1 Info : Signal #2 Info:



Sequence Log

Directory : z:\DATA\070404_A

#	Filename	Sample Name	Date/Time
1	pcb6995.d	100ppm 1016/1260 CCV STD 561-196-2	04/04/07 07:19
2	pcb6996.d	580-5372-A-3-A	04/04/07 07:43
3	pcb6997.d	580-5385-B-11-B	04/04/07 08:07
4	pcb6998.d	580-5385-B-12-A	04/04/07 08:30
5	pcb6999.d	580-5404-A-13-A	04/04/07 08:54
6	pcb7000.d	580-5404-A-14-A	04/04/07 09:18
7	pcb7001.d	100ppm 1016/1260 CCV STD 561-196-2	04/04/07 09:41
8	pcb7002.d	250ppm 1016/1260 CCV STD 561-196-3	04/04/07 10:05

Signal #1 : Z:\DATA\070404_A\PCB6995.D\ECD1A.CH Vial: 100
 Signal #2 : Z:\DATA\070404_A\PCB6995.D\ECD2B.CH
 Acq On : 4-4-2007 07:19:53 AM Operator: SLC
 Sample : 100ppm 1016/1260 CCV STD 561-196-2 Inst : sea034
 Misc : BT=SEA03417009 Multiplr: 1.00
 IntFile Signal #1: EVENTS.E IntFile Signal #2: EVENTS2.E
 Quant Time: Apr 04 10:00:43 2007 Quant Results File: 1660_8082_C70319.RES

Quant Method : Z:\METHODS\1660_8082_070319.M (Chemstation Integrator)
 Title : PCBs by USEPA Method 8082
 Last Update : Tue Mar 20 09:27:49 2007
 Response via : Initial Calibration
 DataAcq Meth : PCBSLOW.M

Volume Inj. :
 Signal #1 Phase : Signal #2 Phase:
 Signal #1 Info : Signal #2 Info :

Compound	RT#1	RT#2	Resp#1	Resp#2	ug/L	ug/L
System Monitoring Compounds						
1) S Tetrachloro-m-xy	6.92	8.24f	27222629	30579539	10.582	9.964
Spiked Amount	20.000					
			Recovery	=	52.91%	49.82%
14) S Decachlorobiphen	14.54	15.85	16652867	20364476	8.839	10.220
Spiked Amount	20.000					
			Recovery	=	44.20%	51.10%
Target Compounds						
2) L3 PCB-1016 Peak 1	8.34	9.32	9430485	6847566	103.125	103.245
3) L3 PCB-1016 Peak 2	9.00	10.07	12231030	10130033	98.089	100.433
4) L3 PCB-1016 Peak 3	9.76	10.16	5924473	7661839	95.967	94.055
5) L3 PCB-1016 Peak 4	9.96	10.74	4921041	5892187	93.797	96.659
6) L3 PCB-1016 Peak 5	10.30	11.31	5666545	6036813	93.321	88.581
7) L3 PCB-1016 - Total	0.00	0.00	38173574	36568438	97.633m	92.743m
8) L4 PCB-1260 Peak 1	11.29	12.34f	9976135	11950988	87.458	91.822
9) L4 PCB-1260 Peak 2	11.52	12.34	13993337	11950988	92.579	94.645
10) L4 PCB-1260 Peak 3	11.78	12.69	6683428	13884728	75.161	99.476 #
11) L4 PCB-1260 Peak 4	12.72	13.86f	19580924	20853842	89.549	96.047
12) L4 PCB-1260 Peak 5	13.20	14.24	14672731	12310959	86.838	97.034
13) L4 PCB-1260 - Total	0.00	0.00	64906555	70951504	87.046m	94.416m

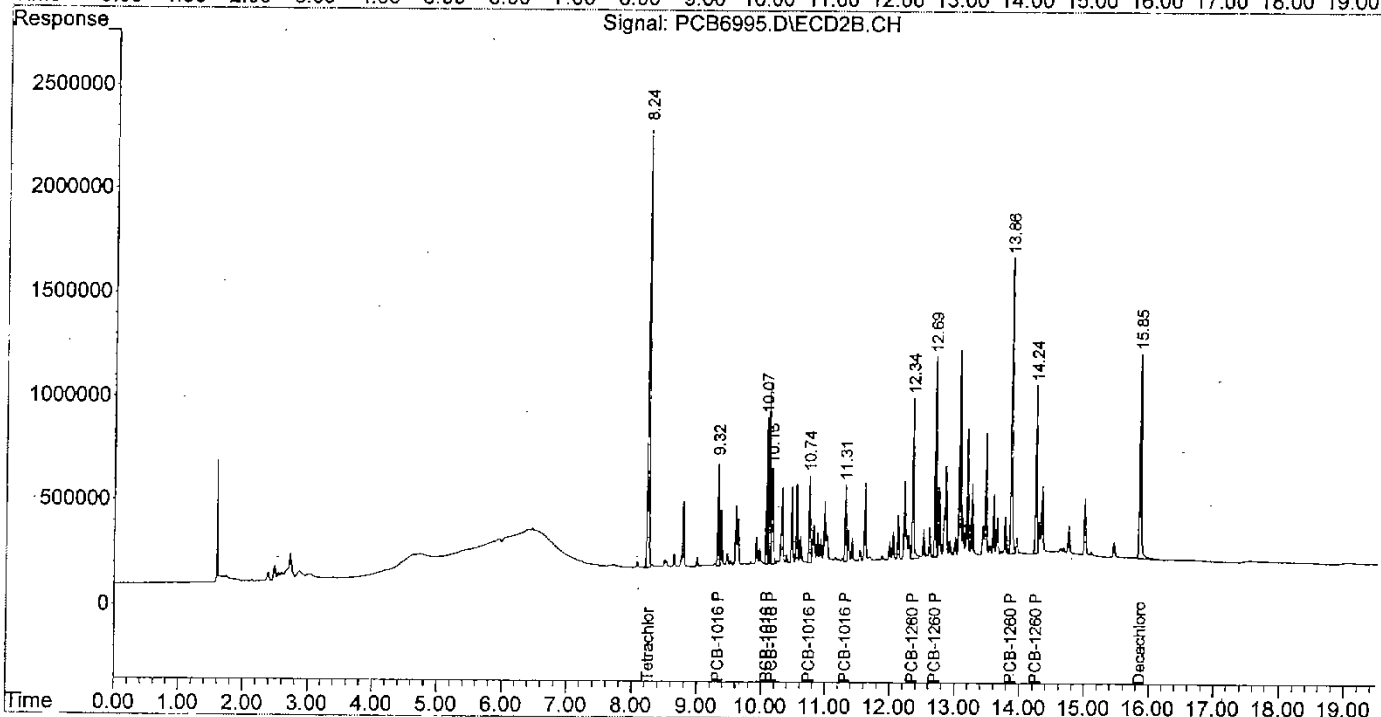
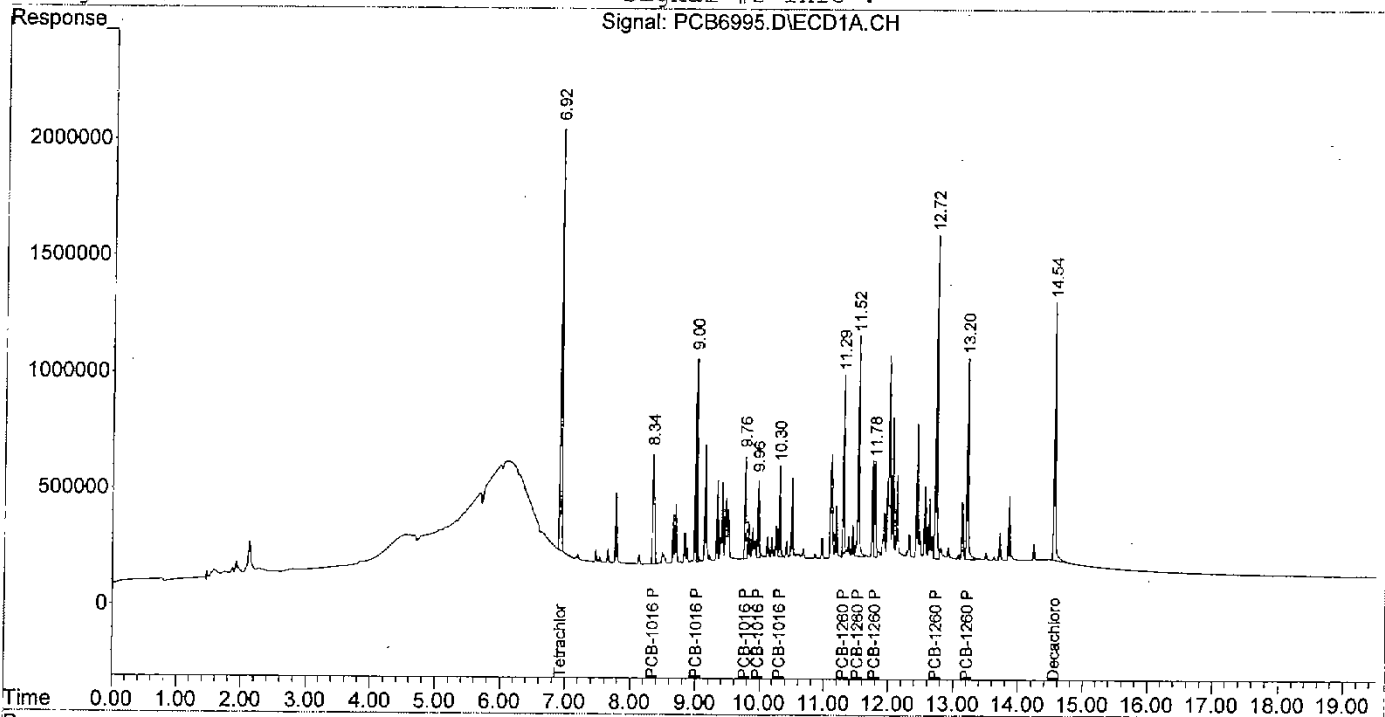
Data File Name PCB6995.D
 Operator SLC
 Date Acquired 4/4/2007
 Instrument Name sea034

Compound	RT	Area	Column 1		Area	Column 1	
			Result	RT		Result	RT
PCB-1016 Peak 1	8.339	9430485	103.1	9.319	6847566	103.2	
PCB-1016 Peak 2	9.004	12231030	98.1	10.070	10130033	100.4	
PCB-1016 Peak 3	9.758	5924473	96.0	10.157	7661839	94.1	
PCB-1016 Peak 4	9.961	4921041	93.8	10.740	5892187	96.7	
PCB-1016 Peak 5	10.298	5666545	93.3	11.305	6036813	88.6	
		Average	96.9		Average	96.6	
		Actual	100.0		Actual	100.0	
		% Recovery	96.9 Pass		% Recovery	96.6 Pass	
PCB-1260 Peak 1	11.289	9976135	87.5	12.342	11950988	91.8	
PCB-1260 Peak 2	11.518	13993337	92.6	12.342	11950988	94.6	
PCB-1260 Peak 3	11.780	6683428	75.2	12.688	13884728	99.5	
PCB-1260 Peak 4	12.718	19580924	89.5	13.860	20853842	96.0	
PCB-1260 Peak 5	13.204	14672731	86.8	14.239	12310959	97.0	
		Average	86.3		Average	95.8	
		Actual	100.0		Actual	100.0	
		% Recovery	86.3 Pass		% Recovery	95.8 Pass	

Signal #1 : Z:\DATA\070404_A\PCB6995.D\ECD1A.CH Vial: 100
 Signal #2 : Z:\DATA\070404_A\PCB6995.D\ECD2B.CH
 Acq On : 4-4-2007 07:19:53 AM Operator: SLC
 Sample : 100ppm 1016/1260 CCV STD 561-196-2 Inst : sea034
 Misc : BT=SEA03417009 Multiplr: 1.00
 IntFile Signal #1: EVENTS.E IntFile Signal #2: EVENTS2.E
 Quant Time: Apr 4 10:00 2007 Quant Results File: 1660_8082_070319.RES

Quant Method : Z:\METHODS\1660_8082_070319.M (Chemstation Integrator)
 Title : PCBs by USEPA Method 8082
 Last Update : Tue Mar 20 09:27:49 2007
 Response via : Multiple Level Calibration
 DataAcq Meth : PCB SLOW.M

Volume Inj. :
 Signal #1 Phase : Signal #2 Phase:
 Signal #1 Info : Signal #2 Info :



Signal #1 : Z:\DATA\070404_A\PCB7001.D\ECD1A.CH Vial: 100
 Signal #2 : Z:\DATA\070404_A\PCB7001.D\ECD2B.CH
 Acq On : 4-4-2007 09:41:41 AM Operator: SLC
 Sample : 100ppm 1016/1260 CCV STD 561-196-2 Inst : sea034
 Misc : BT=SEA03417227 Multiplr: 1.00
 IntFile Signal #1: EVENTS.E IntFile Signal #2: EVENTS2.E
 Quant Time: Apr 04 10:12:55 2007 Quant Results File: 1660_8082_070319.RES

Quant Method : Z:\METHODS\1660_8082_070319.M (Chemstation Integrator)
 Title : PCBs by USEPA Method 8082
 Last Update : Tue Mar 20 09:27:49 2007
 Response via : Initial Calibration
 DataAcq Meth : PCBSLOW.M

Volume Inj. :
 Signal #1 Phase : Signal #2 Phase:
 Signal #1 Info : Signal #2 Info :

Compound	RT#1	RT#2	Resp#1	Resp#2	ug/L	ug/L
System Monitoring Compounds						
1) S Tetrachloro-m-xy	6.92	8.24f	26218019	28976703	10.192	9.442
Spiked Amount	20.000			Recovery =	50.96%	47.21%
14) S Decachlorobiphen	14.54	15.85	20830410	33673962	11.056	16.900 #
Spiked Amount	20.000			Recovery =	55.28%	84.50%
Target Compounds						
2) L3 PCB-1016 Peak 1	8.34	9.32	8989116	6432448	97.913	96.986
3) L3 PCB-1016 Peak 2	9.00	10.07	11628475	9713823	93.257	96.306
4) L3 PCB-1016 Peak 3	9.76	10.16	5661700	7489471	91.711	91.768
5) L3 PCB-1016 Peak 4	9.96	10.74	4716581	5549671	89.900	90.723
6) L3 PCB-1016 Peak 5	10.30	11.31	5361084	5704206	88.291	83.701
7) L3 PCB-1016 - Total	0.00	0.00	36356956	34889619	92.987m	88.486m
8) L4 PCB-1260 Peak 1	11.29	12.34f	9736268	11630062	85.355	89.357
9) L4 PCB-1260 Peak 2	11.52	12.34	13789229	11630062	91.229	92.035
10) L4 PCB-1260 Peak 3	11.78	12.69	6538846	13952110	73.229	99.959 #
11) L4 PCB-1260 Peak 4	12.72	13.86f	19775146	21868547	90.437	100.721
12) L4 PCB-1260 Peak 5	13.20	14.24	15384089	12991128	91.048	102.395
13) L4 PCB-1260 - Total	0.00	0.00	65223579	72071911	87.471m	95.907m

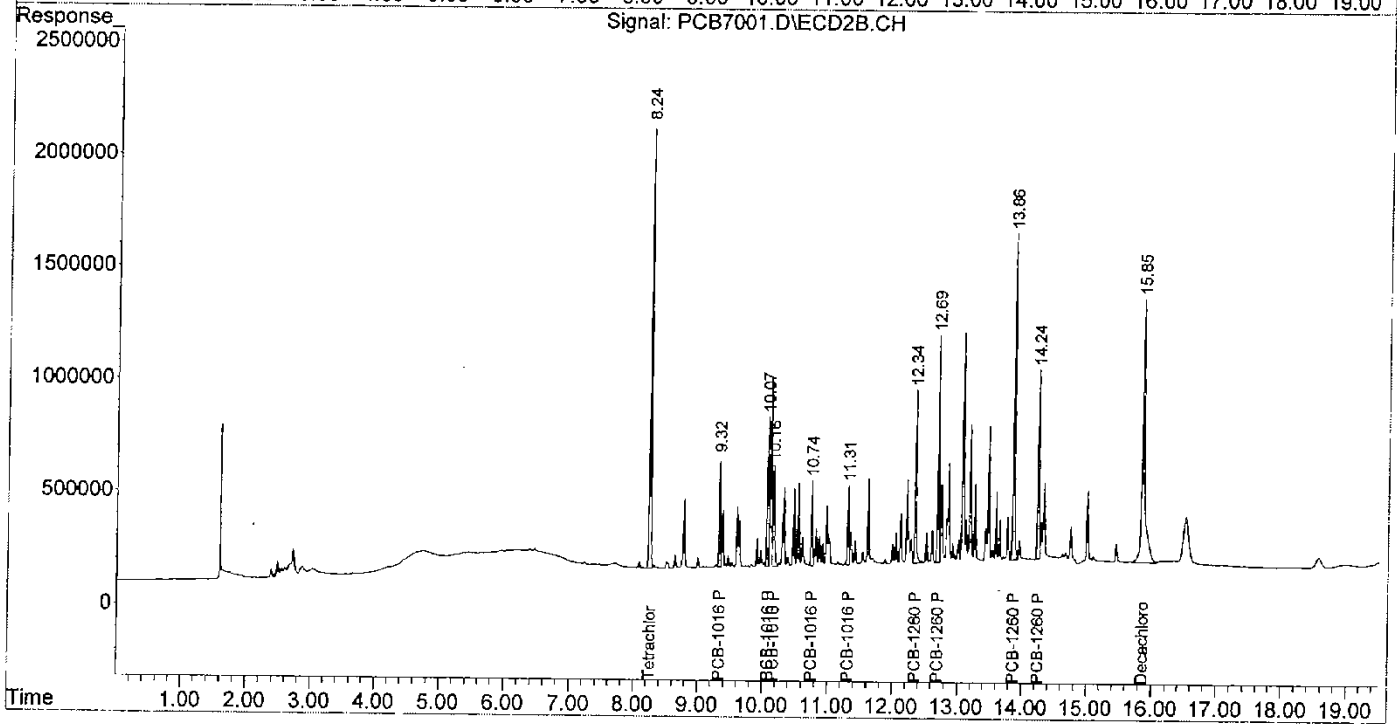
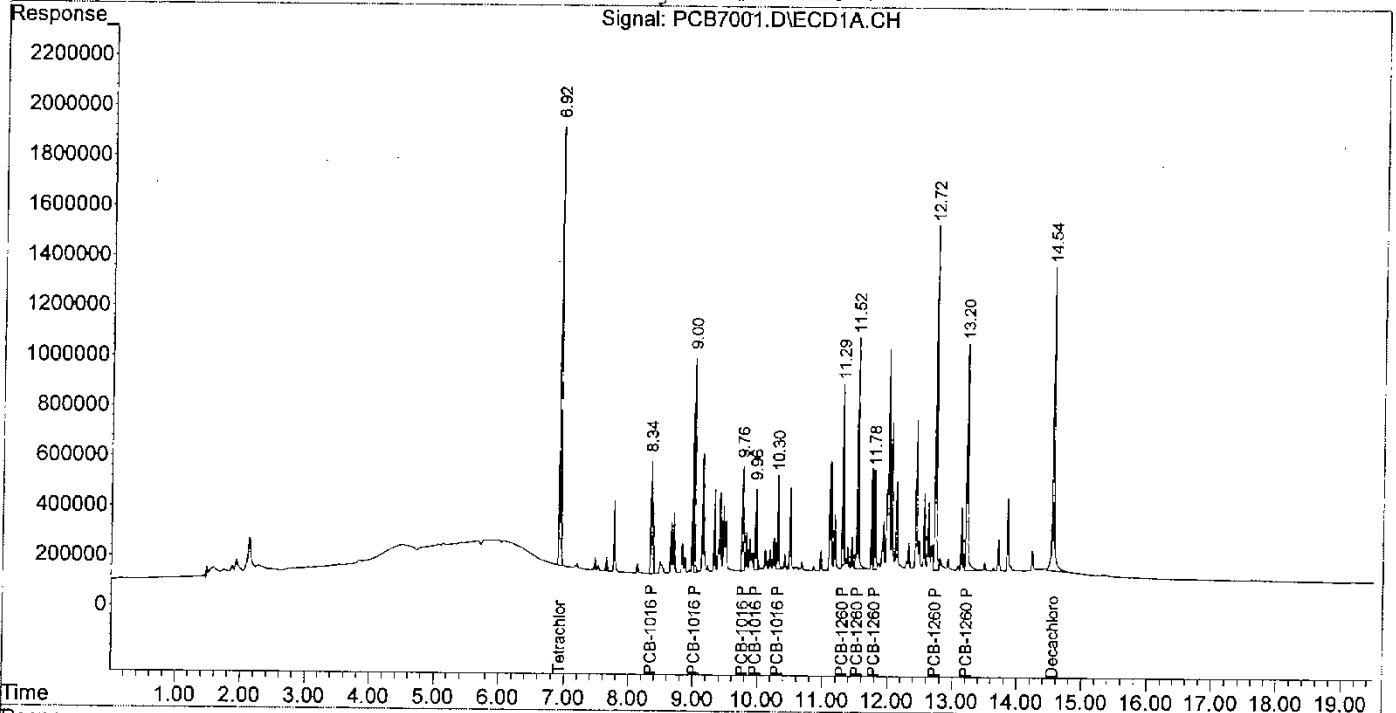
Data File Name PCB7001.D
 Operator SLC
 Date Acquired 4/4/2007
 Instrument Name sea034

Compound	RT	Area	Column 1		Area	Column 1	
			Result	RT		Result	RT
PCB-1016 Peak 1	8.340	8989116	97.9	9.320	6432448	97.0	
PCB-1016 Peak 2	9.005	11628475	93.3	10.072	9713823	96.3	
PCB-1016 Peak 3	9.758	5661700	91.7	10.159	7489471	91.8	
PCB-1016 Peak 4	9.961	4716581	89.9	10.742	5549671	90.7	
PCB-1016 Peak 5	10.299	5361084	88.3	11.306	5704206	83.7	
		Average	92.2		Average	91.9	
		Actual	100.0		Actual	100.0	
		% Recovery	92.2 Pass		% Recovery	91.9 Pass	
PCB-1260 Peak 1	11.290	9736268	85.4	12.342	11630062	89.4	
PCB-1260 Peak 2	11.518	13789229	91.2	12.342	11630062	92.0	
PCB-1260 Peak 3	11.780	6538846	73.2	12.689	13952110	100.0	
PCB-1260 Peak 4	12.718	19775146	90.4	13.861	21868547	100.7	
PCB-1260 Peak 5	13.203	15384089	91.0	14.239	12991128	102.4	
		Average	86.3		Average	96.9	
		Actual	100.0		Actual	100.0	
		% Recovery	86.3 Pass		% Recovery	96.9 Pass	

Signal #1 : Z:\DATA\070404_A\PCB7001.D\ECD1A.CH Vial: 100
 Signal #2 : Z:\DATA\070404_A\PCB7001.D\ECD2B.CH
 Acq On : 4-4-2007 09:41:41 AM Operator: SLC
 Sample : 100ppm 1016/1260 CCV STD 561-196-2 Inst : sea034
 Misc : BT=SEA03417227 Multiplr: 1.00
 IntFile Signal #1: EVENTS.E IntFile Signal #2: EVENTS2.E
 Quant Time: Apr 4 10:12 2007 Quant Results File: 1660_8082_070319.RES

Quant Method : Z:\METHODS\1660_8082_070319.M (Chemstation Integrator)
 Title : PCBs by USEPA Method 8082
 Last Update : Tue Mar 20 09:27:49 2007
 Response via : Multiple Level Calibration
 DataAcq Meth : PCBSLOW.M

Volume Inj. :
 Signal #1 Phase : Signal #2 Phase:
 Signal #1 Info : Signal #2 Info :



Signal #1 : Z:\DATA\070404_A\PCB7002.D\ECD1A.CH Vial: 25
 Signal #2 : Z:\DATA\070404_A\PCB7002.D\ECD2B.CH
 Acq On : 04 Apr 2007 10:05 am Operator: SLC
 Sample : 250ppm 1016/1260 CCV STD 561-196-3 Inst : sea034
 Misc : BT=SEA03417227 Multiplr: 1.00
 IntFile Signal #1: EVENTS.E IntFile Signal #2: EVENTS2.E
 Quant Time: Apr 04 10:38:53 2007 Quant Results File: 1660_8082_070319.RES

Quant Method : Z:\METHODS\1660_8082_070319.M (Chemstation Integrator)
 Title : PCBs by USEPA Method 8082
 Last Update : Tue Mar 20 09:27:49 2007
 Response via : Initial Calibration
 DataAcq Meth : PCBSLOW.M

Volume Inj. :
 Signal #1 Phase : Signal #2 Phase:
 Signal #1 Info : Signal #2 Info :

Compound	RT#1	RT#2	Resp#1	Resp#2	ug/L	ug/L
System Monitoring Compounds						
1) S Tetrachloro-m-xy	6.92	8.24f	65289855	73474535	25.380	23.941
Spiked Amount	20.000			Recovery	= 126.90%	119.71%
14) S Decachlorobiphen	14.54	15.85	41534420	58487314	22.045	29.353 #
Spiked Amount	20.000			Recovery	= 110.23%	146.77%
Target Compounds						
2) L3 PCB-1016 Peak 1	8.34	9.32	22015165	15726455	251.741	237.117
3) L3 PCB-1016 Peak 2	9.00	10.07	29446205	23598372	236.149	233.963
4) L3 PCB-1016 Peak 3	9.76	10.16	13986867	18261865	226.565	234.694
5) L3 PCB-1016 Peak 4	9.96	10.74	11740622	13801158	223.782	233.737
6) L3 PCB-1016 Peak 5	10.30	11.31	13151381	14235509	216.588	208.885
7) L3 PCB-1016 - Total	0.00	0.00	90340239	85623359	231.054m	217.154m
8) L4 PCB-1260 Peak 1	11.29	12.34f	24160407	28379897	211.807	218.050
9) L4 PCB-1260 Peak 2	11.52	12.34	33752872	28379897	223.307	228.275
10) L4 PCB-1260 Peak 3	11.78	12.69	16207804	34167332	202.417	244.790
11) L4 PCB-1260 Peak 4	12.72	13.86f	48404152	53860152	221.366	248.066
12) L4 PCB-1260 Peak 5	13.20	14.24	37632130	31312638	222.718	246.804
13) L4 PCB-1260 - Total	0.00	0.00	160.2E6	176.1E6	214.786m	234.338m

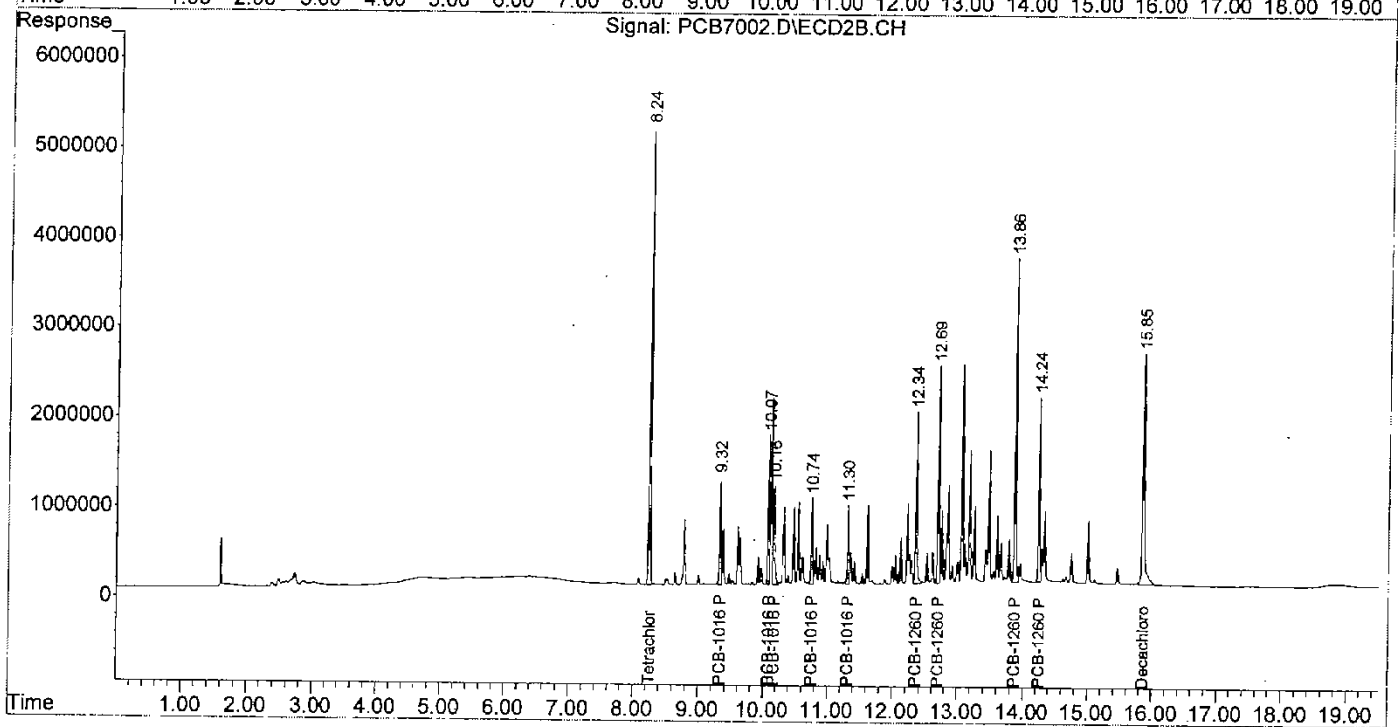
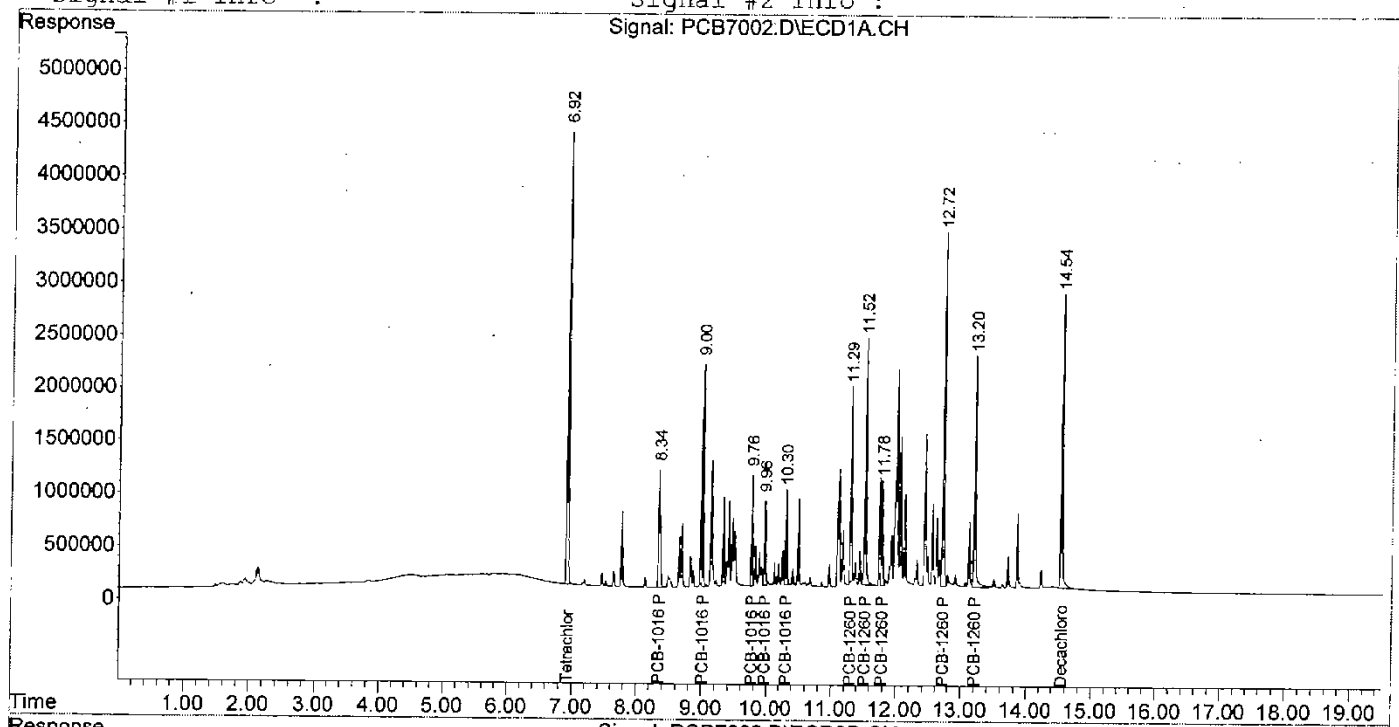
Data File Name PCB7002.D
 Operator SLC
 Date Acquired #VALUE!
 Instrument Name sea034

Compound	RT	Area	Column 1		Area	Column 1	
			Result	RT		Result	Result
PCB-1016 Peak 1	8.339	22015165	251.7	9.321	15726455	237.1	
PCB-1016 Peak 2	9.005	29446205	236.1	10.071	23598372	234.0	
PCB-1016 Peak 3	9.757	13986867	226.6	10.158	18261865	234.7	
PCB-1016 Peak 4	9.961	11740622	223.8	10.741	13801158	233.7	
PCB-1016 Peak 5	10.298	13151381	216.6	11.305	14235509	208.9	
		Average	231.0		Average	229.7	
		Actual	250.0		Actual	250.0	
		% Recovery	92.4 Pass		% Recovery	91.9 Pass	
PCB-1260 Peak 1	11.290	24160407	211.8	12.342	28379897	218.0	
PCB-1260 Peak 2	11.517	33752872	223.3	12.342	28379897	228.3	
PCB-1260 Peak 3	11.780	16207804	202.4	12.688	34167332	244.8	
PCB-1260 Peak 4	12.717	48404152	221.4	13.861	53860152	248.1	
PCB-1260 Peak 5	13.204	37632130	222.7	14.239	31312638	246.8	
		Average	216.3		Average	237.2	
		Actual	250.0		Actual	250.0	
		% Recovery	86.5 Pass		% Recovery	94.9 Pass	

Signal #1 : Z:\DATA\070404_A\PCB7002.D\ECD1A.CH Vial: 25
 Signal #2 : Z:\DATA\070404_A\PCB7002.D\ECD2B.CH
 Acq On : 04 Apr 2007 10:05 am Operator: SLC
 Sample : 250ppm 1016/1260 CCV STD 561-196-3 Inst : sea034
 Misc : BT=SEA03417227 Multiplr: 1.00
 IntFile Signal #1: EVENTS.E IntFile Signal #2: EVENTS2.E
 Quant Time: Apr 4 10:38 2007 Quant Results File: 1660_8082_070319.RES

Quant Method : Z:\METHODS\1660_8082_070319.M (Chemstation Integrator)
 Title : PCBs by USEPA Method 8082
 Last Update : Tue Mar 20 09:27:49 2007
 Response via : Multiple Level Calibration
 DataAcq Meth : PCB SLOW.M

Volume Inj. :
 Signal #1 Phase : Signal #2 Phase:
 Signal #1 Info : Signal #2 Info :



METHOD BLANK

Signal #1 : Z:\DATA\070403_A\PCB6959.D\ECD1A.CH Vial: 1
 Signal #2 : Z:\DATA\070403_A\PCB6959.D\ECD2B.CH
 Acq On : 03 Apr 2007 11:43 am Operator: SLC
 Sample : MB 580-17227/1-AA Inst : sea034
 Misc : BT=SEA03417227 Multiplr: 1.00
 IntFile Signal #1: EVENTS.E IntFile Signal #2: EVENTS2.E
 Quant Time: Apr 03 13:10:20 2007 Quant Results File: 1660_8082_070319.RES

Quant Method : Z:\METHODS\1660_8082_070319.M (Chemstation Integrator)
 Title : PCBs by USEPA Method_8082
 Last Update : Tue Mar 20 09:27:49 2007
 Response via : Initial Calibration
 DataAcq Meth : PCBSLOW.M

Volume Inj. :
 Signal #1 Phase : Signal #2 Phase:
 Signal #1 Info : Signal #2 Info :

Compound	RT#1	RT#2	Resp#1	Resp#2	ug/L	ug/L
----------	------	------	--------	--------	------	------

System Monitoring Compounds

1) S	Tetrachloro-m-xy	6.92	8.25f	48514159	54533787	18.859	17.770
	Spiked Amount	20.000		Recovery	=	94.30%	88.85%
14) S	Decachlorobiphen	14.54	15.86	32813369	39215598	17.417	19.681
	Spiked Amount	20.000		Recovery	=	87.09%	98.41%

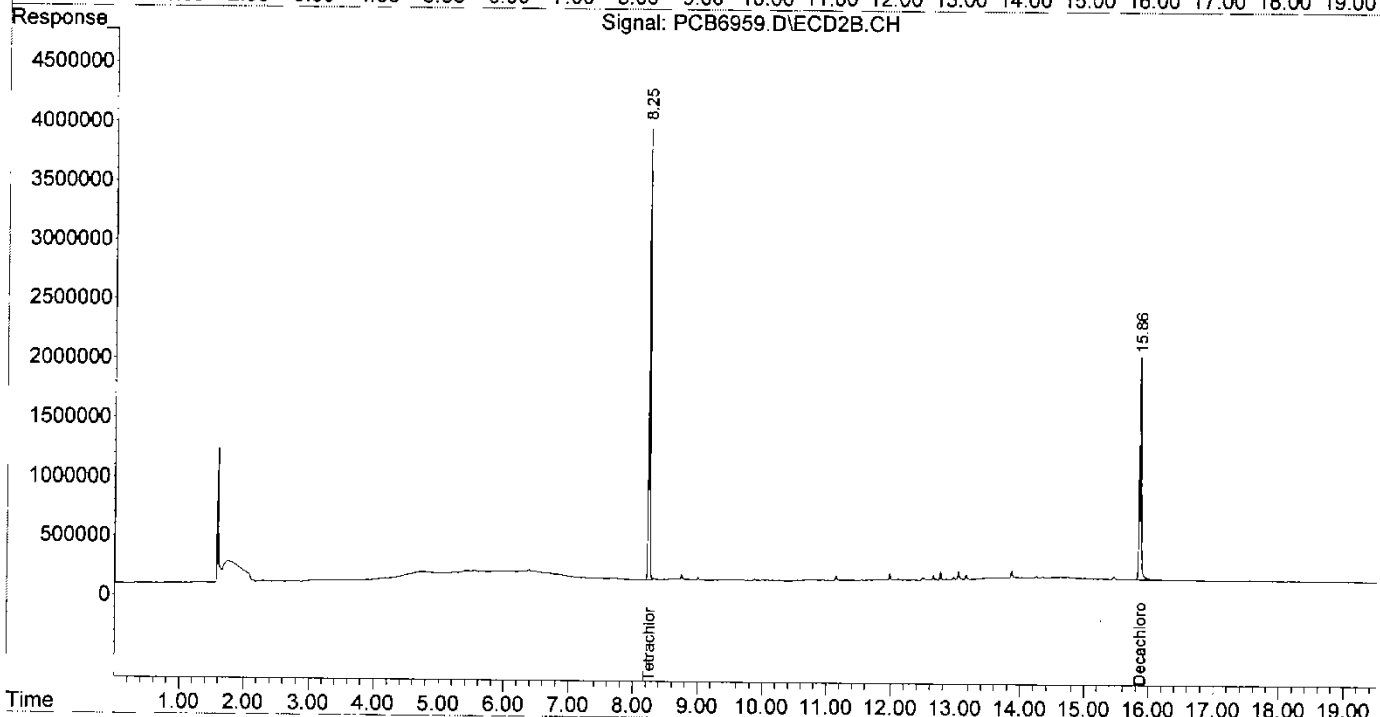
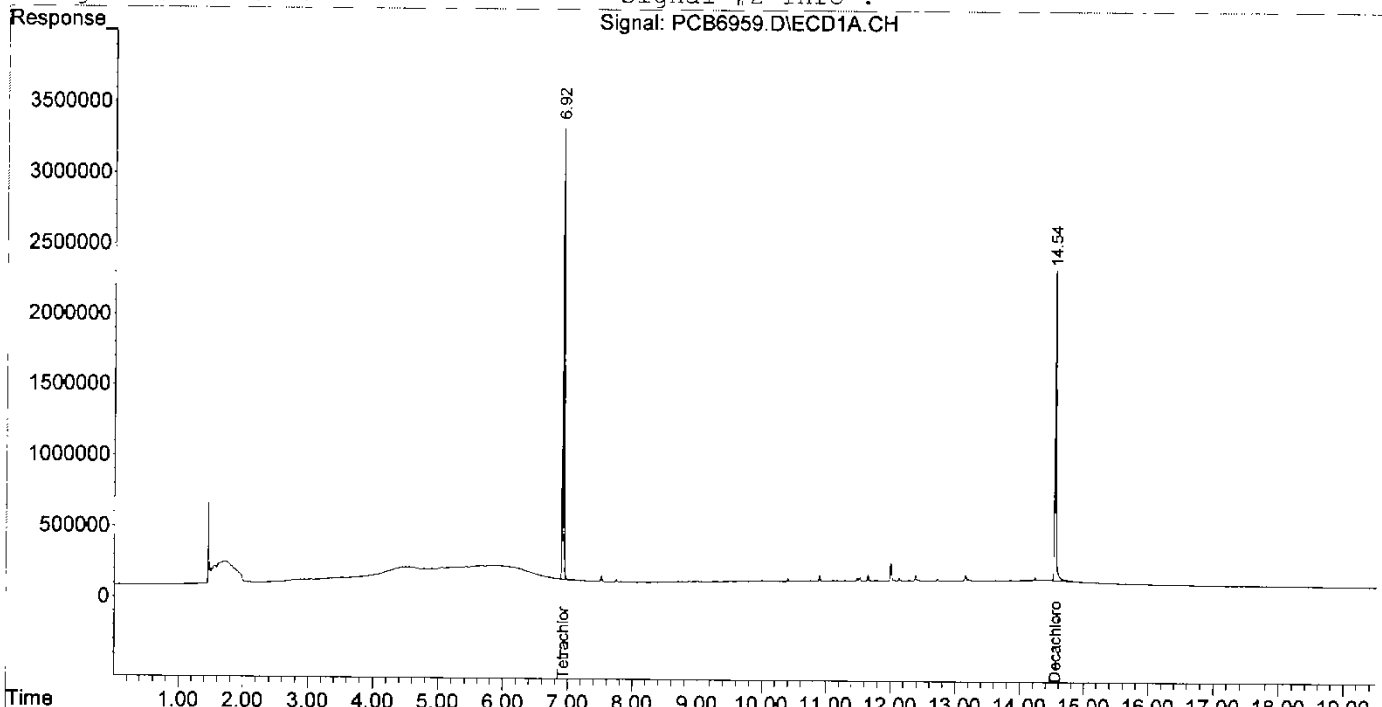
Target Compounds

2) L3	PCB-1016 Peak 1	0.00	0.00	0	0	N.D. d	N.D. d
3) L3	PCB-1016 Peak 2	0.00	0.00	0	0	N.D. d	N.D. d
4) L3	PCB-1016 Peak 3	0.00	0.00	0	0	N.D. d	N.D. d
5) L3	PCB-1016 Peak 4	0.00	0.00	0	0	N.D. d	N.D. d
6) L3	PCB-1016 Peak 5	0.00	0.00	0	0	N.D. d	N.D. d
7) L3	PCB-1016 - Total	0.00	0.00	0	0	N.D. d	N.D. d
8) L4	PCB-1260 Peak 1	0.00	0.00	0	0	N.D. d	N.D. d
9) L4	PCB-1260 Peak 2	0.00	0.00	0	0	N.D. d	N.D. d
10) L4	PCB-1260 Peak 3	0.00	0.00	0	0	N.D. d	N.D. d
11) L4	PCB-1260 Peak 4	0.00	0.00	0	0	N.D. d	N.D. d
12) L4	PCB-1260 Peak 5	0.00	0.00	0	0	N.D. d	N.D. d
13) L4	PCB-1260 - Total	0.00	0.00	0	0	N.D. d	N.D. d

Signal #1 : Z:\DATA\070403_A\PCB6959.D\ECD1A.CH Vial: 1
 Signal #2 : Z:\DATA\070403_A\PCB6959.D\ECD2B.CH
 Acq On : 03 Apr 2007 11:43 am Operator: SLC
 Sample : MB 580-17227/1-AA Inst : sea034
 Misc : BT=SEA03417227 Multiplr: 1.00
 IntFile Signal #1: EVENTS.E IntFile Signal #2: EVENTS2.E
 Quant Time: Apr 3 13:11 2007 Quant Results File: 1660_8082_070319.RES

Quant Method : Z:\METHODS\1660_8082_070319.M (Chemstation Integrator)
 Title : PCBs by USEPA Method 8082
 Last Update : Tue Mar 20 09:27:49 2007
 Response via : Multiple Level Calibration
 DataAcq Meth : PCBLOW.M

Volume Inj. :
 Signal #1 Phase : Signal #2 Phase:
 Signal #1 Info : Signal #2 Info :



Signal #1 : Z:\DATA\070403_A\PCB6959.D\ECD1A.CH Vial: 1
 Signal #2 : Z:\DATA\070403_A\PCB6959.D\ECD2B.CH
 Acq On : 03 Apr 2007 11:43 am Operator: SLC
 Sample : MB 580-17227/1-AA Inst : sea034
 Misc : BT=SEA03417227 Multiplr: 1.00
 IntFile Signal #1: EVENTS.E IntFile Signal #2: EVENTS2.E
 Quant Time: Apr 03 13:10:20 2007 Quant Results File: 1660_8082_070319.RES

Quant Method : Z:\METHODS\1660_8082_070319.M (Chemstation Integrator)
 Title : PCBs by USEPA Method_8082
 Last Update : Tue Mar 20 09:27:49 2007
 Response via : Initial Calibration
 DataAcq Meth : PCBSLOW.M

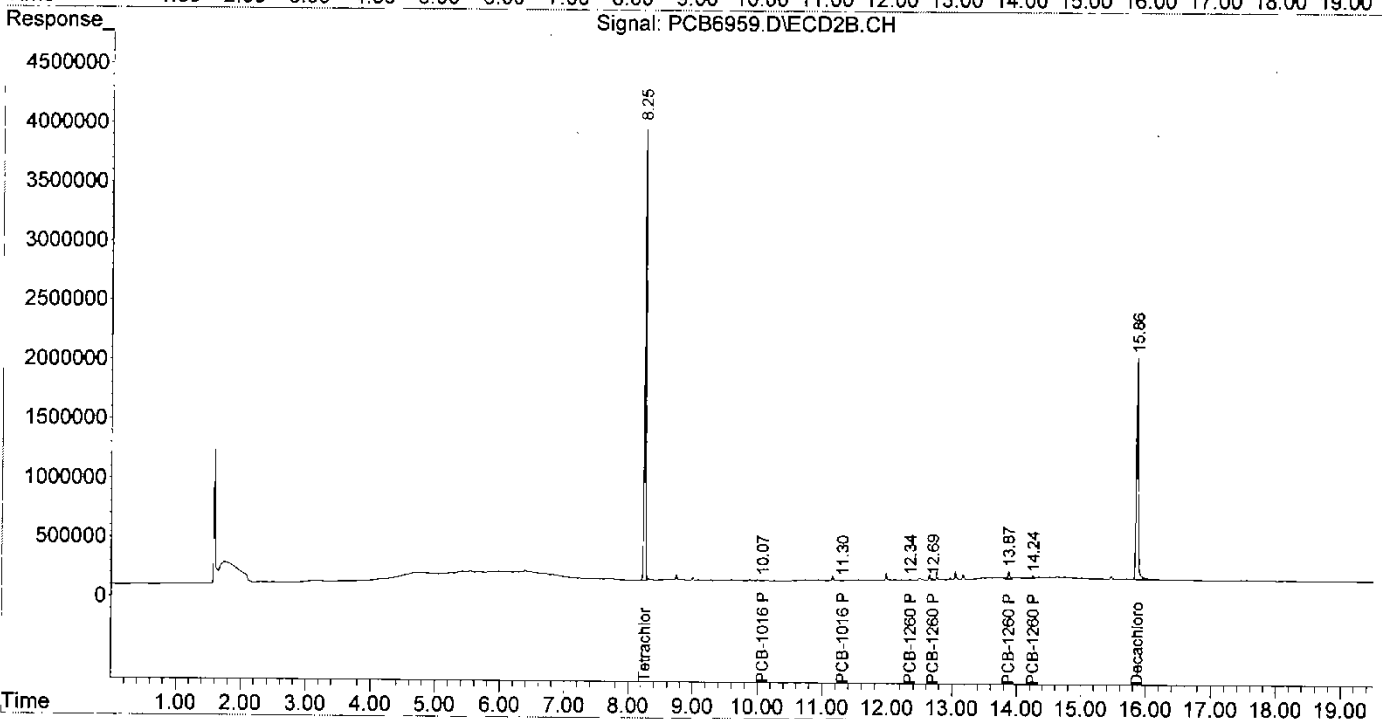
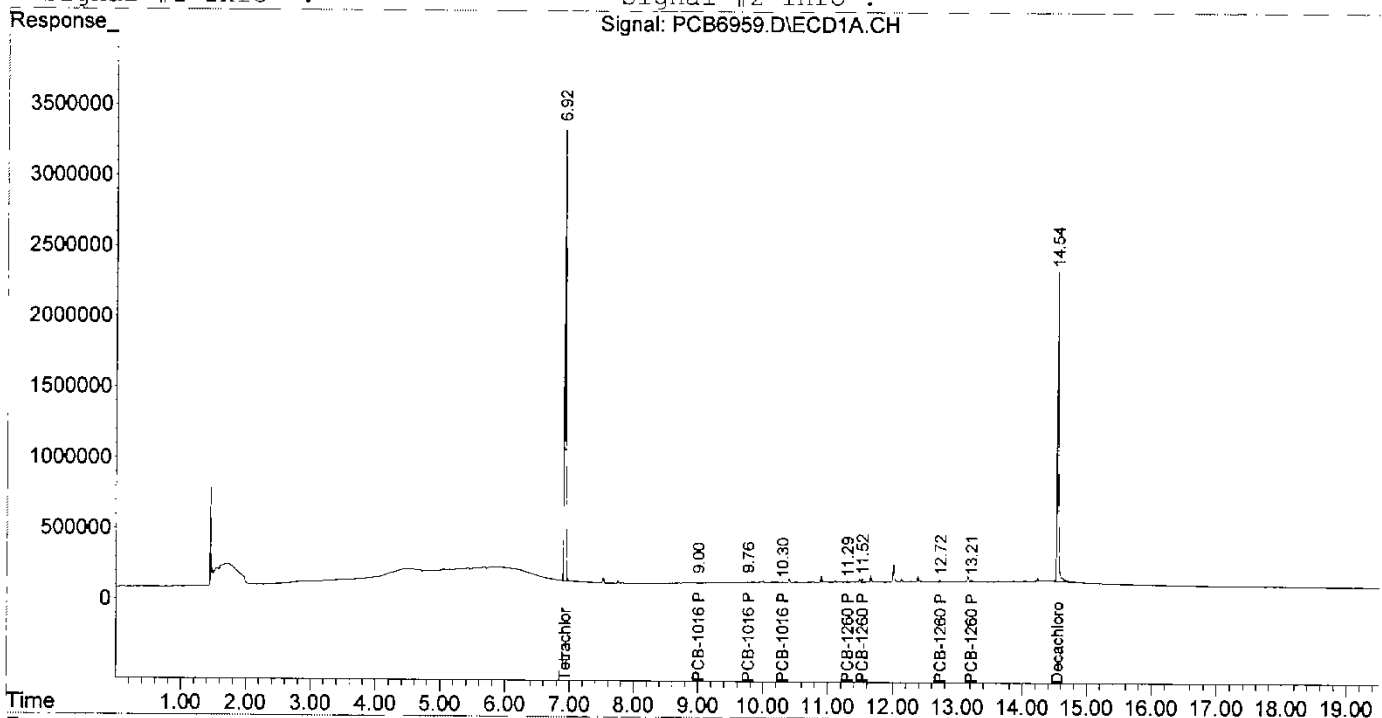
Volume Inj. :
 Signal #1 Phase : Signal #2 Phase:
 Signal #1 Info : Signal #2 Info :

Compound	RT#1	RT#2	Resp#1	Resp#2	ug/L	ug/L
System Monitoring Compounds						
1) S Tetrachloro-m-xy	6.92	8.25f	48514159	54533787	18.859	17.770
Spiked Amount	20.000					
				Recovery =	94.30%	88.85%
14) S Decachlorobiphen	14.54	15.86	32813369	39215598	17.417	19.681
Spiked Amount	20.000					
				Recovery =	87.09%	98.41%
Target Compounds						
2) L3 PCB-1016 Peak 1	8.34	0.00	37029	0	N.D.	N.D.
3) L3 PCB-1016 Peak 2	9.01	10.06	105995	188246	0.850	1.866 #
4) L3 PCB-1016 Peak 3	9.76	10.15	75124	142869	1.217	N.D. #
5) L3 PCB-1016 Peak 4	0.00	10.74	0	303930	N.D.	N.D.
6) L3 PCB-1016 Peak 5	10.30	11.31	36057	146909	0.594	2.156 #
7) L3 PCB-1016 - Total	0.00	0.00	254205	781953	0.650m	1.983m#
8) L4 PCB-1260 Peak 1	11.29	12.34f	80298	119525	0.704	0.918 #
9) L4 PCB-1260 Peak 2	11.52	12.34	382372	119525	2.530	N.D. #
10) L4 PCB-1260 Peak 3	11.78	12.69	158475	159459	N.D.	1.142 #
11) L4 PCB-1260 Peak 4	12.72	13.87f	240299	1719404	1.099	7.919 #
12) L4 PCB-1260 Peak 5	13.21	14.24	298806	1025895	1.768	8.086 #
13) L4 PCB-1260 - Total	0.00	0.00	1160249	3143808	1.556m	4.183m#

Signal #1 : Z:\DATA\070403_A\PCB6959.D\ECD1A.CH Vial: 1
 Signal #2 : Z:\DATA\070403_A\PCB6959.D\ECD2B.CH
 Acq On : 03 Apr 2007 11:43 am Operator: SLC
 Sample : MB 580-17227/1-AA Inst : sea034
 Misc : BT=SEA03417227 Multiplr: 1.00
 IntFile Signal #1: EVENTS.E IntFile Signal #2: EVENTS2.E
 Quant Time: Apr 3 13:10 2007 Quant Results File: 1660_8082_070319.RES

Quant Method : Z:\METHODS\1660_8082_070319.M (Chemstation Integrator)
 Title : PCBs by USEPA Method 8082
 Last Update : Tue Mar 20 09:27:49 2007
 Response via : Multiple Level Calibration
 DataAcq Meth : PCB SLOW.M

Volume Inj. :
 Signal #1 Phase : Signal #2 Phase:
 Signal #1 Info : Signal #2 Info :



BLANK SPIKE

Signal #1 : Z:\DATA\070403_A\PCB6960.D\ECD1A.CH Vial: 2
 Signal #2 : Z:\DATA\070403_A\PCB6960.D\ECD2B.CH
 Acq On : 03 Apr 2007 12:07 pm Operator: SLC
 Sample : LCS 580-17227/2-AA Inst : sea034
 Misc : BT=SEA03417227 Multiplr: 1.00
 IntFile Signal #1: EVENTS.E IntFile Signal #2: EVENTS2.E
 Quant Time: Apr 03 13:11:24 2007 Quant Results File: 1660_8082_070319.RES

Quant Method : Z:\METHODS\1660_8082_070319.M (Chemstation Integrator)
 Title : PCBs by USEPA Method 8082
 Last Update : Tue Mar 20 09:27:49 2007
 Response via : Initial Calibration
 DataAcq Meth : PCBSLOW.M

Volume Inj. :
 Signal #1 Phase : Signal #2 Phase:
 Signal #1 Info : Signal #2 Info :

Compound	RT#1	RT#2	Resp#1	Resp#2	ug/L	ug/L
----------	------	------	--------	--------	------	------

System Monitoring Compounds

1) S	Tetrachloro-m-xy	6.92	8.24f	48443294	55030232	18.831	17.931
	Spiked Amount	20.000		Recovery	=	94.16%	89.66%
14) S	Decachlorobiphen	14.54	15.85	32107279	37552741	17.042	18.847
	Spiked Amount	20.000		Recovery	=	85.21%	94.23%

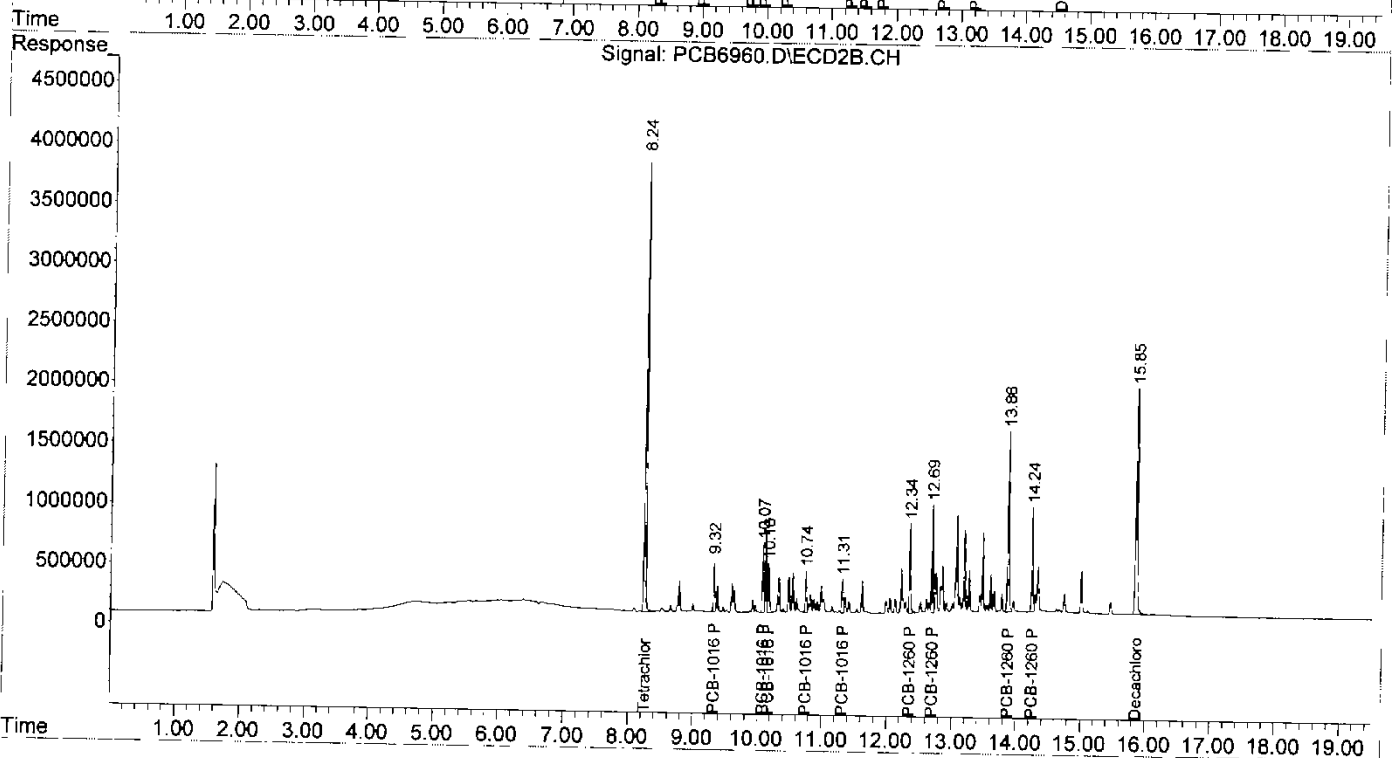
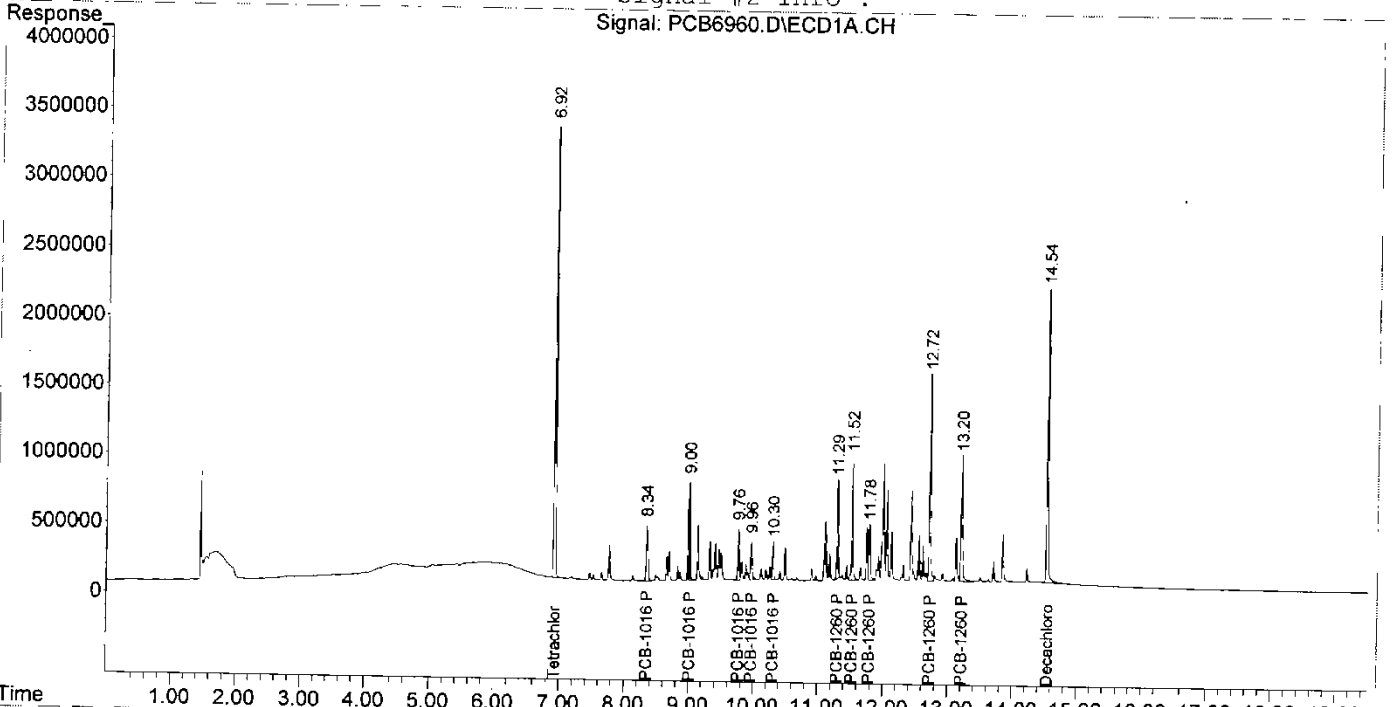
Target Compounds

2) L3	PCB-1016 Peak 1	8.34	9.32	7857073	5717470	84.544	86.206
3) L3	PCB-1016 Peak 2	9.00	10.07	9948100	8356465	79.781	82.849
4) L3	PCB-1016 Peak 3	9.76	10.16	4825824	6689363	78.171	81.152
5) L3	PCB-1016 Peak 4	9.96	10.74	4046048	5132633	77.120	83.495
6) L3	PCB-1016 Peak 5	10.30	11.31	4025917	4688617	66.302	68.799
7) L3	PCB-1016 - Total	0.00	0.00	30702962	30584548	78.526m	77.567m
8) L4	PCB-1260 Peak 1	11.29	12.34f	9412157	11076206	82.514	85.101
9) L4	PCB-1260 Peak 2	11.52	12.34	12660597	11076206	83.762	87.530
10) L4	PCB-1260 Peak 3	11.78	12.69	6693764	12738890	75.299	91.267
11) L4	PCB-1260 Peak 4	12.72	13.86f	20850599	22682493	95.356	104.470
12) L4	PCB-1260 Peak 5	13.20	14.24	15745134	13063212	93.184	102.963
13) L4	PCB-1260 - Total	0.00	0.00	65362251	70637006	87.657m	93.997m

Signal #1 : Z:\DATA\070403_A\PCB6960.D\ECD1A.CH Vial: 2
 Signal #2 : Z:\DATA\070403_A\PCB6960.D\ECD2B.CH
 Acq On : 03 Apr 2007 12:07 pm Operator: SLC
 Sample : LCS 580-17227/2-AA Inst : sea034
 Misc : BT=SEA03417227 Multiplr: 1.00
 IntFile Signal #1: EVENTS.E IntFile Signal #2: EVENTS2.E
 Quant Time: Apr 3 13:11 2007 Quant Results File: 1660_8082_070319.RES

Quant Method : Z:\METHODS\1660_8082_070319.M (Chemstation Integrator)
 Title : PCBs by USEPA Method 8082
 Last Update : Tue Mar 20 09:27:49 2007
 Response via : Multiple Level Calibration
 DataAcq Meth : PCBSLOW.M

Volume Inj. :
 Signal #1 Phase : Signal #2 Phase:
 Signal #1 Info : Signal #2 Info :



Signal #1 : Z:\DATA\070403_A\PCB6961.D\ECD1A.CH Vial: 3
 Signal #2 : Z:\DATA\070403_A\PCB6961.D\ECD2B.CH
 Acq On : 03 Apr 2007 12:30 pm Operator: SLC
 Sample : LCSD 580-17227/3-AA Inst : sea034
 Misc : BT=SEA03417227 Multiplr: 1.00
 IntFile Signal #1: EVENTS.E IntFile Signal #2: EVENTS2.E
 Quant Time: Apr 03 13:11:45 2007 Quant Results File: 1660_8082_070319.RES

Quant Method : Z:\METHODS\1660_8082_070319.M (Chemstation Integrator)
 Title : PCBs by USEPA Method 8082
 Last Update : Tue Mar 20 09:27:49 2007
 Response via : Initial Calibration
 DataAcq Meth : PCBSLOW.M

Volume Inj. :
 Signal #1 Phase : Signal #2 Phase:
 Signal #1 Info : Signal #2 Info :

Compound	RT#1	RT#2	Resp#1	Resp#2	ug/L	ug/L
System Monitoring Compounds						
1) S Tetrachloro-m-xy	6.92	8.24f	45483841	50899736	17.681	16.585
Spiked Amount 20.000				Recovery =	88.41%	82.93%
14) S Decachlorobiphen	14.54	15.85	29286520	34192420	15.545	17.160
Spiked Amount 20.000				Recovery =	77.72%	85.80%
Target Compounds						
2) L3 PCB-1016 Peak 1	8.34	9.32	7675133	5498375	82.396	82.902
3) L3 PCB-1016 Peak 2	9.00	10.07	9375776	8271273	75.191	82.004
4) L3 PCB-1016 Peak 3	9.76	10.16	4700077	6342516	76.134	76.550
5) L3 PCB-1016 Peak 4	9.96	10.74	3922714	4887563	74.769	79.247
6) L3 PCB-1016 Peak 5	10.30	11.31	3983057	4392426	65.596	64.452
7) L3 PCB-1016 - Total	0.00	0.00	29656758	29392153	75.850m	74.543m
8) L4 PCB-1260 Peak 1	11.29	12.34f	8845581	10228976	77.547	78.592
9) L4 PCB-1260 Peak 2	11.52	12.34	11802143	10228976	78.082	80.638
10) L4 PCB-1260 Peak 3	11.78	12.69	6361780	12146717	70.863	87.024
11) L4 PCB-1260 Peak 4	12.72	13.86f	19672031	20970001	89.966	96.582
12) L4 PCB-1260 Peak 5	13.20	14.24	14776784	12213952	87.453	96.269
13) L4 PCB-1260 - Total	0.00	0.00	61458320	65788620	82.421m	87.546m

Signal #1 : Z:\DATA\070403_A\PCB6961.D\ECD1A.CH
Signal #2 : Z:\DATA\070403_A\PCB6961.D\ECD2B.CH
Acq On : 03 Apr 2007 12:30 pm
Sample : LCSD 580-17227/3-AA
Misc : BT=SEA03417227

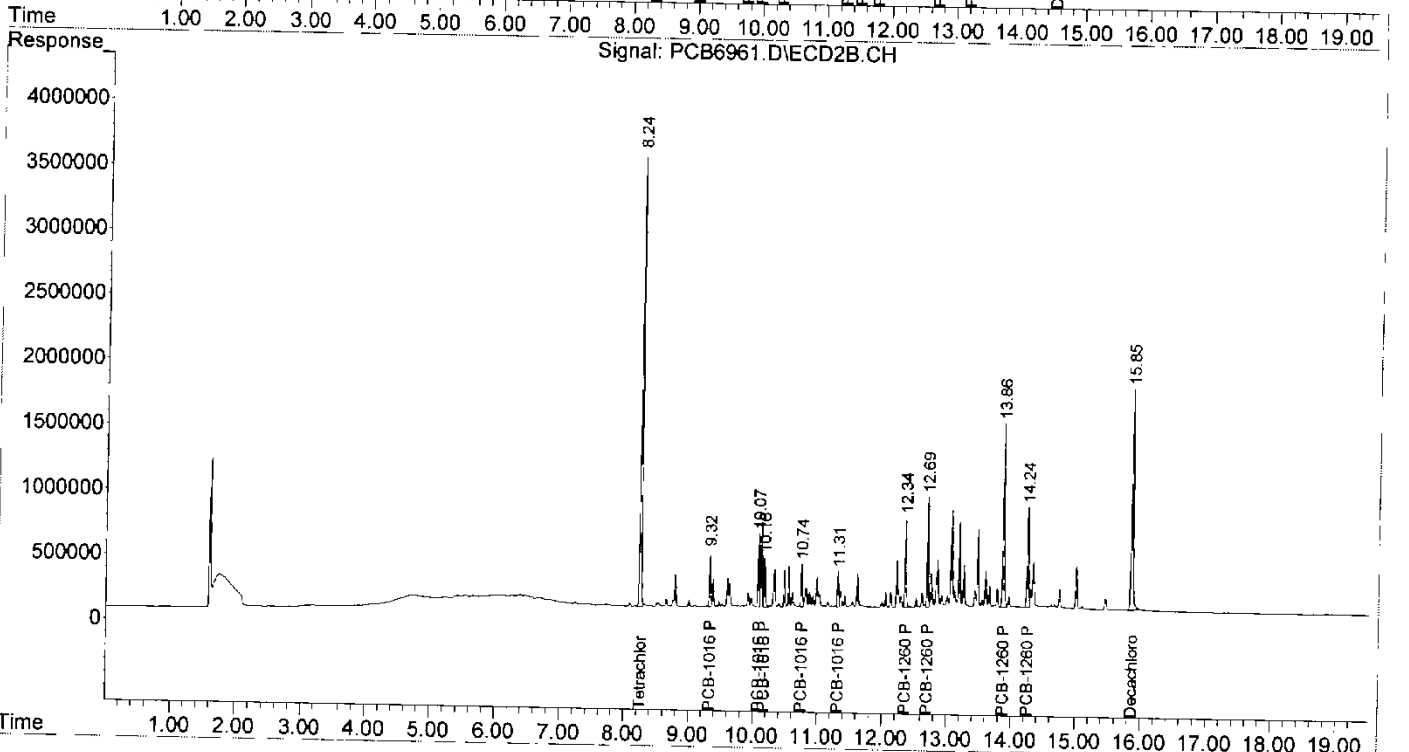
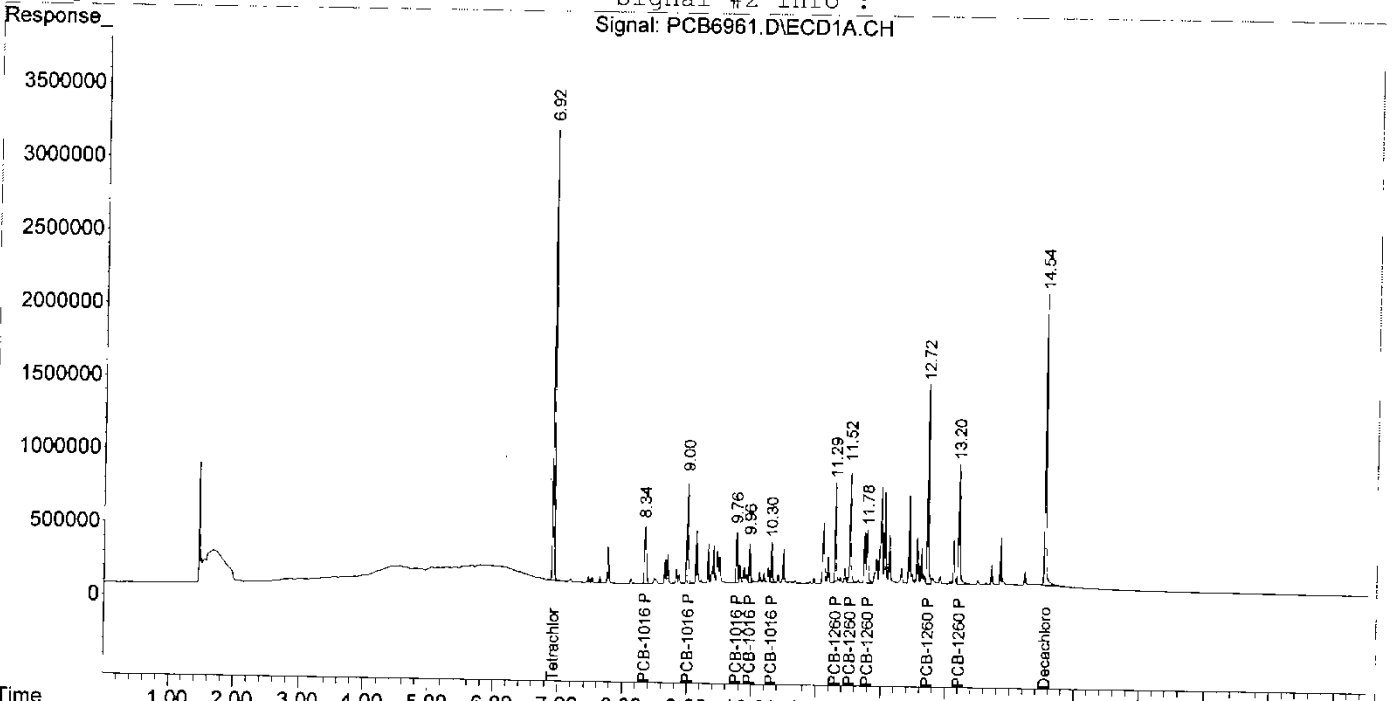
Vial: 3

Operator: SLC
Inst : sea034
Multiplr: 1.00

IntFile Signal #1: EVENTS.E IntFile Signal #2: EVENTS2.E
Quant Time: Apr 3 13:11 2007 Quant Results File: 1660_8082_070319.RES

Quant Method : Z:\METHODS\1660_8082_070319.M (Chemstation Integrator)
Title : PCBs by USEPA Method 8082
Last Update : Tue Mar 20 09:27:49 2007
Response via : Multiple Level Calibration
DataAcq Meth : PCBLOW.M

Volume Inj. :
Signal #1 Phase : Signal #2 Phase:
Signal #1 Info : Signal #2 Info :



MATIX SPIKE / MATRIX SPIKE DUPLICATE

Signal #1 : Z:\DATA\070403_A\PCB6962.D\ECD1A.CH Vial: 4
 Signal #2 : Z:\DATA\070403_A\PCB6962.D\ECD2B.CH
 Acq On : 03 Apr 2007 12:54 pm Operator: SLC
 Sample : 580-5453-C-9-D Inst : sea034
 Misc : BT=SEA03417227 Multiplr: 1.00
 IntFile Signal #1: EVENTS.E IntFile Signal #2: EVENTS2.E
 Quant Time: Apr 03 13:15:33 2007 Quant Results File: 1660_8082_070319.RES

Quant Method : Z:\METHODS\1660_8082_070319.M (Chemstation Integrator)
 Title : PCBs by USEPA Method 8082
 Last Update : Tue Mar 20 09:27:49 2007
 Response via : Initial Calibration
 DataAcq Meth : PCBLOW.M

Volume Inj. :
 Signal #1 Phase : Signal #2 Phase:
 Signal #1 Info : Signal #2 Info :

Compound	RT#1	RT#2	Resp#1	Resp#2	ug/L	ug/L
----------	------	------	--------	--------	------	------

System Monitoring Compounds

1) S Tetrachloro-m-xy	6.92	8.24f	52200147	57389520	20.291	18.700
Spiked Amount	20.000					
				Recovery	=	101.46%
14) S Decachlorobiphen	14.54	15.85	30074932	38528511	15.963	19.337
Spiked Amount	20.000					
				Recovery	=	79.81%

Target Compounds

2) L3 PCB-1016 Peak 1	0.00	0.00	0	0	N.D. d	N.D. d
3) L3 PCB-1016 Peak 2	0.00	0.00	0	0	N.D. d	N.D. d
4) L3 PCB-1016 Peak 3	0.00	0.00	0	0	N.D. d	N.D. d
5) L3 PCB-1016 Peak 4	0.00	0.00	0	0	N.D. d	N.D. d
6) L3 PCB-1016 Peak 5	0.00	0.00	0	0	N.D. d	N.D. d
7) L3 PCB-1016 - Total	0.00	0.00	0	0	N.D. d	N.D. d
8) L4 PCB-1260 Peak 1	0.00	0.00	0	0	N.D. d	N.D. d
9) L4 PCB-1260 Peak 2	0.00	0.00	0	0	N.D. d	N.D. d
10) L4 PCB-1260 Peak 3	0.00	0.00	0	0	N.D. d	N.D. d
11) L4 PCB-1260 Peak 4	0.00	0.00	0	0	N.D. d	N.D. d
12) L4 PCB-1260 Peak 5	0.00	0.00	0	0	N.D. d	N.D. d
13) L4 PCB-1260 - Total	0.00	0.00	0	0	N.D. d	N.D. d

Signal #1 : Z:\DATA\070403_A\PCB6962.D\ECD1A.CH
Signal #2 : Z:\DATA\070403_A\PCB6962.D\ECD2B.CH
Acq On : 03 Apr 2007 12:54 pm
Sample : 580-5453-C-9-D
Misc : BT=SEA03417227

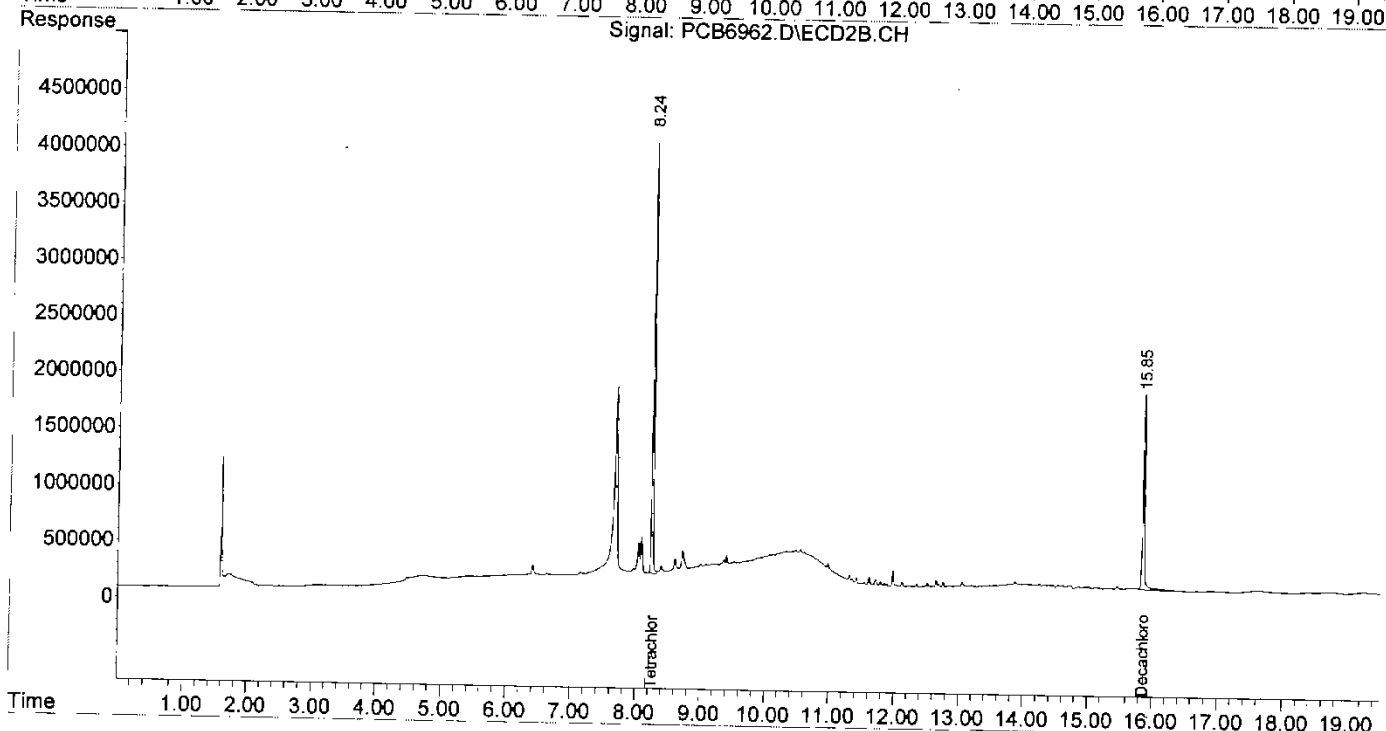
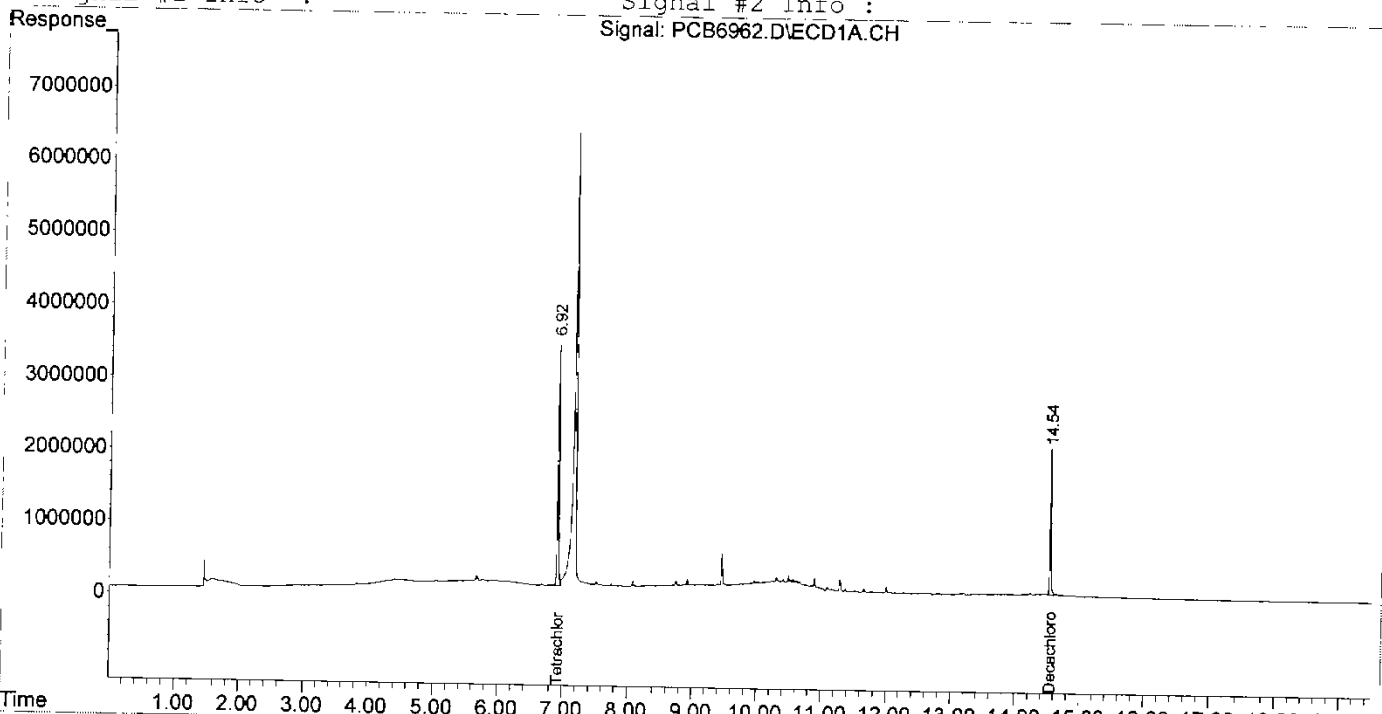
Vial: 4

Operator: SLC
Inst : sea034
Multiplr: 1.00

IntFile Signal #1: EVENTS.E IntFile Signal #2: EVENTS2.E
Quant Time: Apr 3 13:18 2007 Quant Results File: 1660_8082_070319.RES

Quant Method : Z:\METHODS\1660_8082_070319.M (Chemstation Integrator)
Title : PCBs by USEPA Method 8082
Last Update : Tue Mar 20 09:27:49 2007
Response via : Multiple Level Calibration
DataAcq Meth : PCBLOW.M

Volume Inj. :
Signal #1 Phase : Signal #2 Phase:
Signal #1 Info : Signal #2 Info :



Signal #1 : Z:\DATA\070403_A\PCB6962.D\ECD1A.CH Vial: 4
 Signal #2 : Z:\DATA\070403_A\PCB6962.D\ECD2B.CH
 Acq On : 03 Apr 2007 12:54 pm Operator: SLC
 Sample : 580-5453-C-9-D Inst : sea034
 Misc : BT=SEA03417227 Multiplr: 1.00
 IntFile Signal #1: EVENTS.E IntFile Signal #2: EVENTS2.E
 Quant Time: Apr 03 13:15:33 2007 Quant Results File: 1660_8082_070319.RES

Quant Method : Z:\METHODS\1660_8082_070319.M (Chemstation Integrator)
 Title : PCBs by USEPA Method_8082
 Last Update : Tue Mar 20 09:27:49 2007
 Response via : Initial Calibration
 DataAcq Meth : PCBSLOW.M

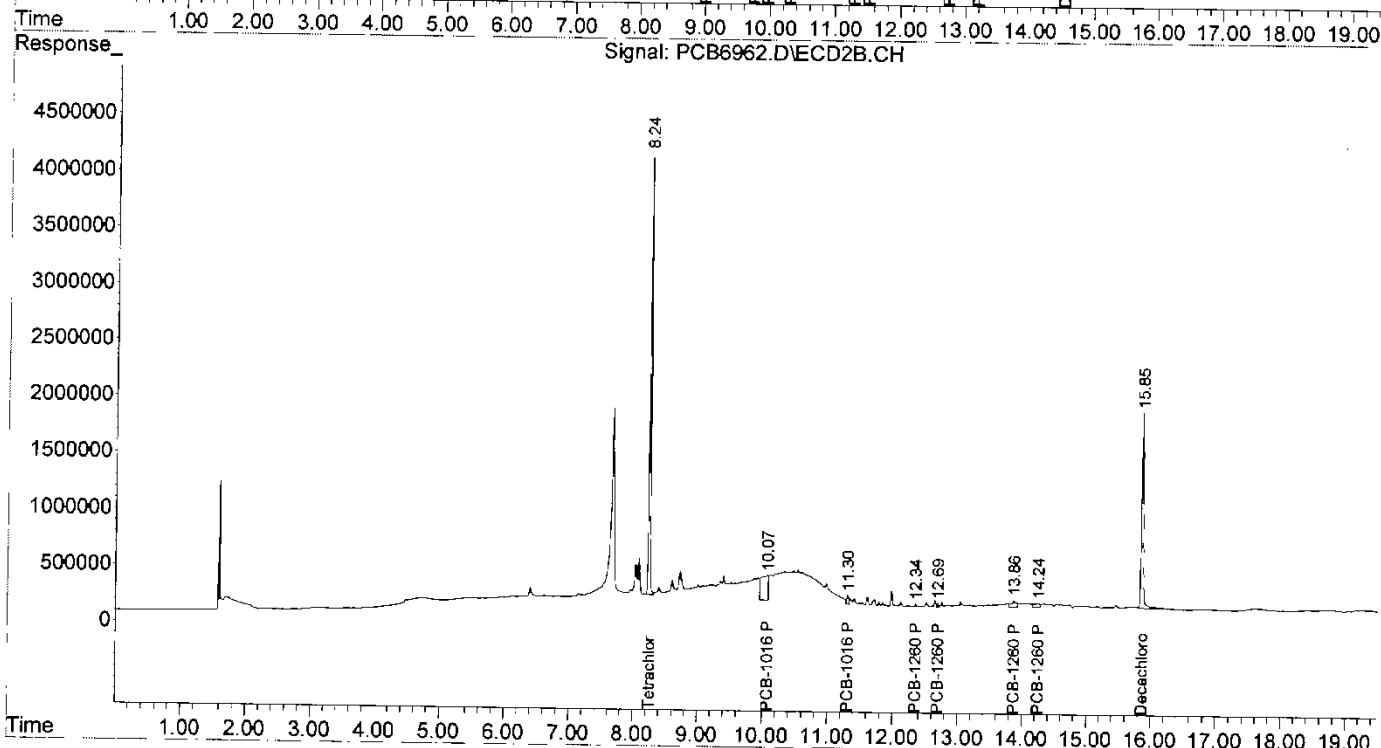
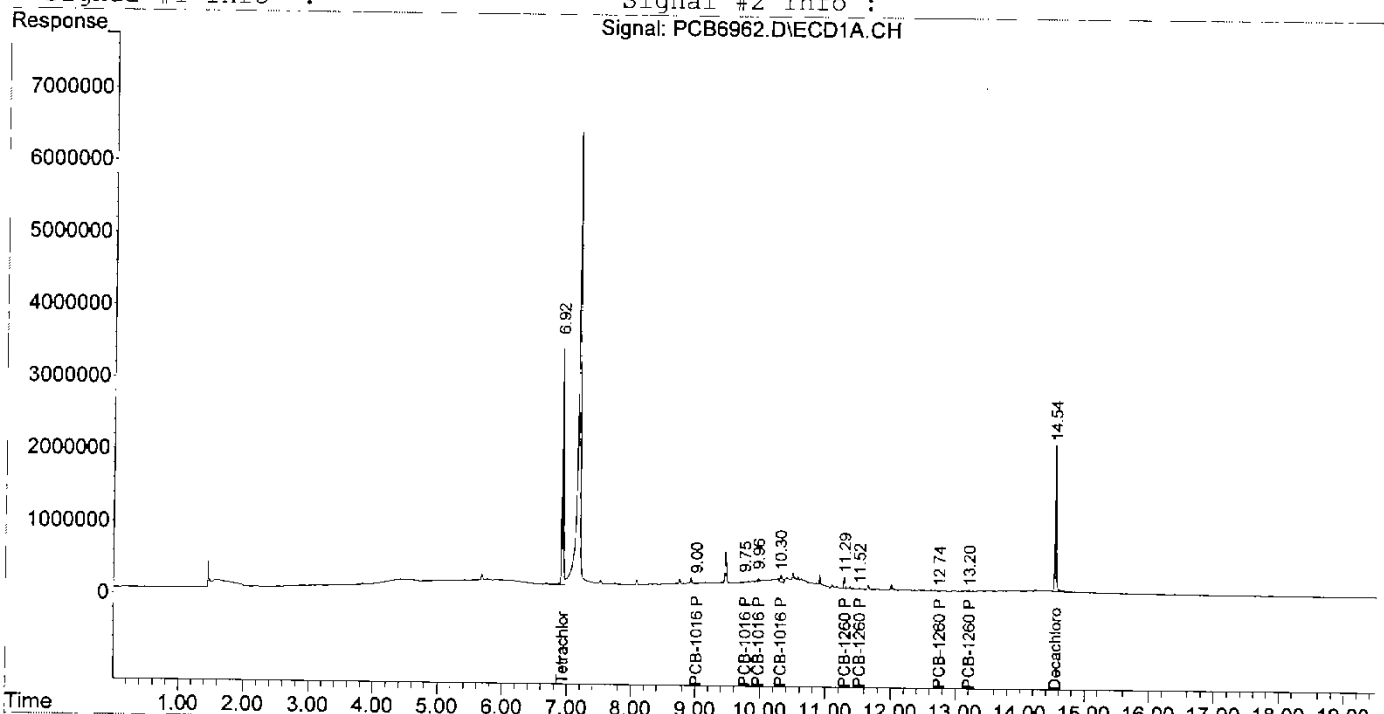
Volume Inj. :
 Signal #1 Phase : Signal #2 Phase:
 Signal #1 Info : Signal #2 Info :

Compound	RT#1	RT#2	Resp#1	Resp#2	ug/L	ug/L
System Monitoring Compounds						
1) S Tetrachloro-m-xy	6.92	8.24f	52200147	57389520	20.291	18.700
Spiked Amount	20.000					
				Recovery =	101.46%	93.50%
14) S Decachlorobiphen	14.54	15.85	30074932	38528511	15.963	19.337
Spiked Amount	20.000					
				Recovery =	79.81%	96.69%
Target Compounds						
2) L3 PCB-1016 Peak 1	8.34	0.00	80898	0	N.D.	N.D.
3) L3 PCB-1016 Peak 2	9.01	10.07	296707	16576367	2.380	164.344 #
4) L3 PCB-1016 Peak 3	9.76	0.00	432904	0	7.012	N.D. #
5) L3 PCB-1016 Peak 4	9.96	0.00	777400	0	14.818	N.D. #
6) L3 PCB-1016 Peak 5	10.30	11.30	2932355	1666690	48.292	24.456 #
7) L3 PCB-1016 - Total	0.00	0.00	4520264	18243057	11.561m	46.267m#
8) L4 PCB-1260 Peak 1	11.29f	12.34f	2270450	381802	19.904	2.933 #
9) L4 PCB-1260 Peak 2	11.52	12.34	285216	381802	1.887	0.543 #
10) L4 PCB-1260 Peak 3	11.78	12.69	247407	489559	N.D.	3.507 #
11) L4 PCB-1260 Peak 4	12.75f	13.86f	183487	3104163	0.839	14.297 #
12) L4 PCB-1260 Peak 5	13.20f	14.24	657785	2299155	3.893	18.122 #
13) L4 PCB-1260 - Total	0.00	0.00	3644344	6656480	4.887m	8.858m#

Signal #1 : Z:\DATA\070403_A\PCB6962.D\ECD1A.CH Vial: 4
 Signal #2 : Z:\DATA\070403_A\PCB6962.D\ECD2B.CH
 Acq On : 03 Apr 2007 12:54 pm Operator: SLC
 Sample : 580-5453-C-9-D Inst : sea034
 Misc : BT=SEA03417227 Multiplr: 1.00
 IntFile Signal #1: EVENTS.E IntFile Signal #2: EVENTS2.E
 Quant Time: Apr 3 13:15 2007 Quant Results File: 1660_8082_070319.RES

Quant Method : Z:\METHODS\1660_8082_070319.M (Chemstation Integrator)
 Title : PCBs by USEPA Method 8082
 Last Update : Tue Mar 20 09:27:49 2007
 Response via : Multiple Level Calibration
 DataAcq Meth : PCBSLOW.M

Volume Inj. :
 Signal #1 Phase : Signal #2 Phase:
 Signal #1 Info : Signal #2 Info :



Signal #1 : Z:\DATA\070403_A\PCB6963.D\ECD1A.CH Vial: 5
 Signal #2 : Z:\DATA\070403_A\PCB6963.D\ECD2B.CH
 Acq On : 4-3-2007 01:17:59 PM Operator: SLC
 Sample : 580-5453-C-9-E MS Inst : sea034
 Misc : BT=SEA03417227 Multiplr: 1.00
 IntFile Signal #1: EVENTS.E IntFile Signal #2: EVENTS2.E
 Quant Time: Apr 03 13:40:32 2007 Quant Results File: 1660_8082_070319.RES

Quant Method : Z:\METHODS\1660_8082_070319.M (Chemstation Integrator)
 Title : PCBs by USEPA Method 8082
 Last Update : Tue Mar 20 09:27:49 2007
 Response via : Initial Calibration
 DataAcq Meth : PCBSLOW.M

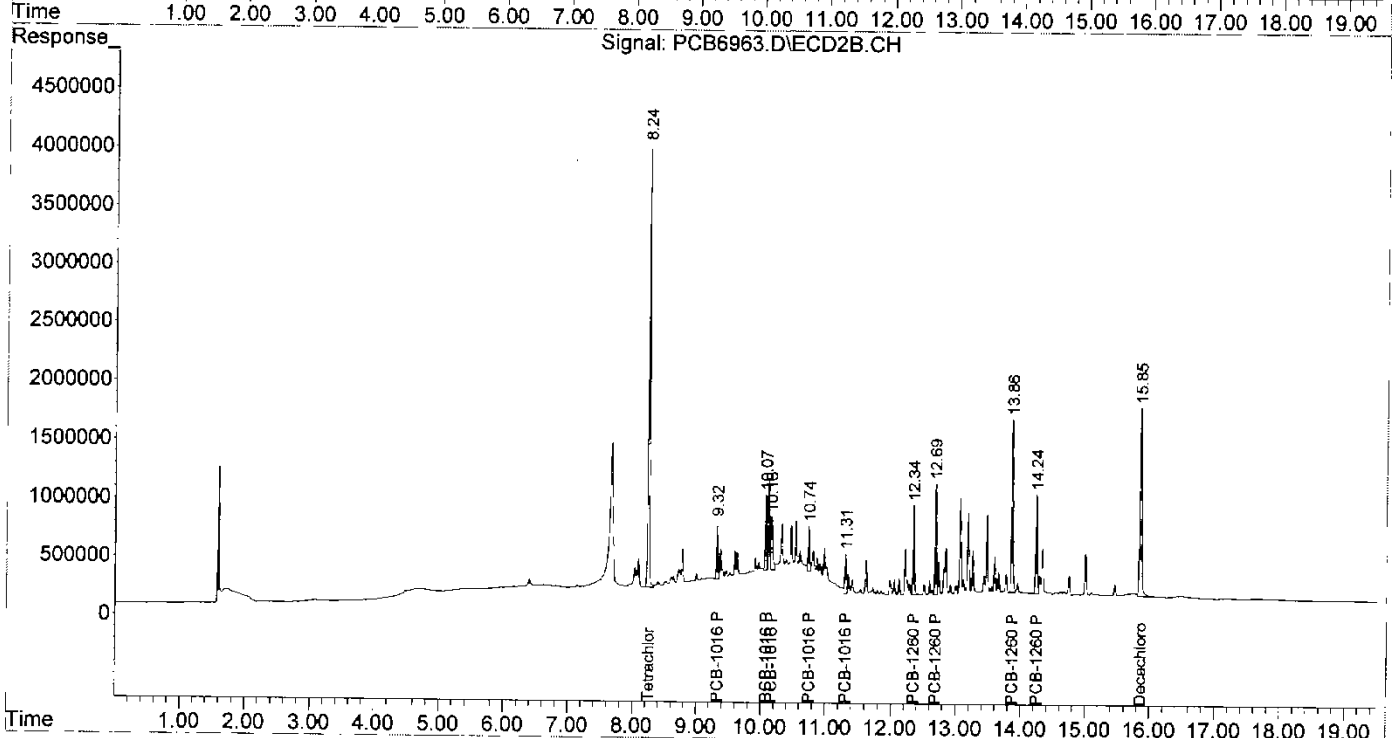
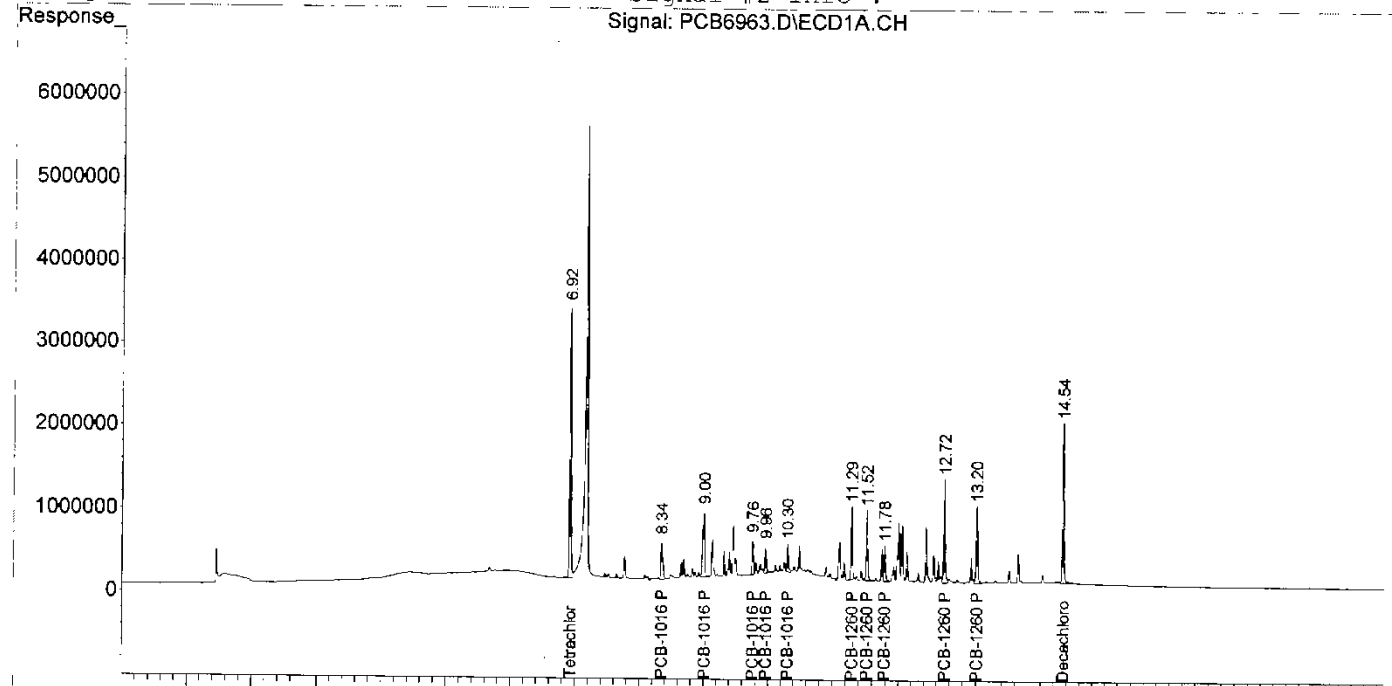
Volume Inj. :
 Signal #1 Phase : Signal #2 Phase:
 Signal #1 Info : Signal #2 Info :

Compound	RT#1	RT#2	Resp#1	Resp#2	ug/L	ug/L
System Monitoring Compounds						
1) S Tetrachloro-m-xy	6.92	8.24f	50096552	55227930	19.474	17.996
Spiked Amount	20.000					
					Recovery =	97.37%
14) S Decachlorobiphen	14.54	15.85	28174482	34477334	14.954	17.303
Spiked Amount	20.000					
					Recovery =	74.77%
Target Compounds						
2) L3 PCB-1016 Peak 1	8.34	9.32	9019248	6505930	98.269	98.094m
3) L3 PCB-1016 Peak 2	9.00	10.07	16929196	9612635	135.767	95.303m#
4) L3 PCB-1016 Peak 3	9.76	10.16	5247434	8368783	85.000	103.434m
5) L3 PCB-1016 Peak 4	9.96	10.74	4537288	6233867	86.483	102.581m
6) L3 PCB-1016 Peak 5	10.30	11.31	5518842	6103640	90.889	89.562
7) L3 PCB-1016 - Total	0.00	0.00	41252007	36824855	105.506m	93.394m
8) L4 PCB-1260 Peak 1	11.29	12.34f	11825055	11194921	103.667	86.013
9) L4 PCB-1260 Peak 2	11.52	12.34	12438408	11194921	82.292	88.495
10) L4 PCB-1260 Peak 3	11.78	12.69	7146349	13289864	81.346	95.214
11) L4 PCB-1260 Peak 4	12.72	13.86f	18668759	23028991	85.377	106.066
12) L4 PCB-1260 Peak 5	13.20	14.24	15458450	13689113	91.488	107.897
13) L4 PCB-1260 - Total	0.00	0.00	65537021	72397810	87.891m	96.341m

Signal #1 : Z:\DATA\070403_A\PCB6963.D\ECD1A.CH Vial: 5
 Signal #2 : Z:\DATA\070403_A\PCB6963.D\ECD2B.CH
 Acq On : 4-3-2007 01:17:59 PM Operator: SLC
 Sample : 580-5453-C-9-E MS Inst : sea034
 Misc : BT=SEA03417227 Multiplr: 1.00
 IntFile Signal #1: EVENTS.E IntFile Signal #2: EVENTS2.E
 Quant Time: Apr 3 13:46 2007 Quant Results File: 1660_8082_070319.RES

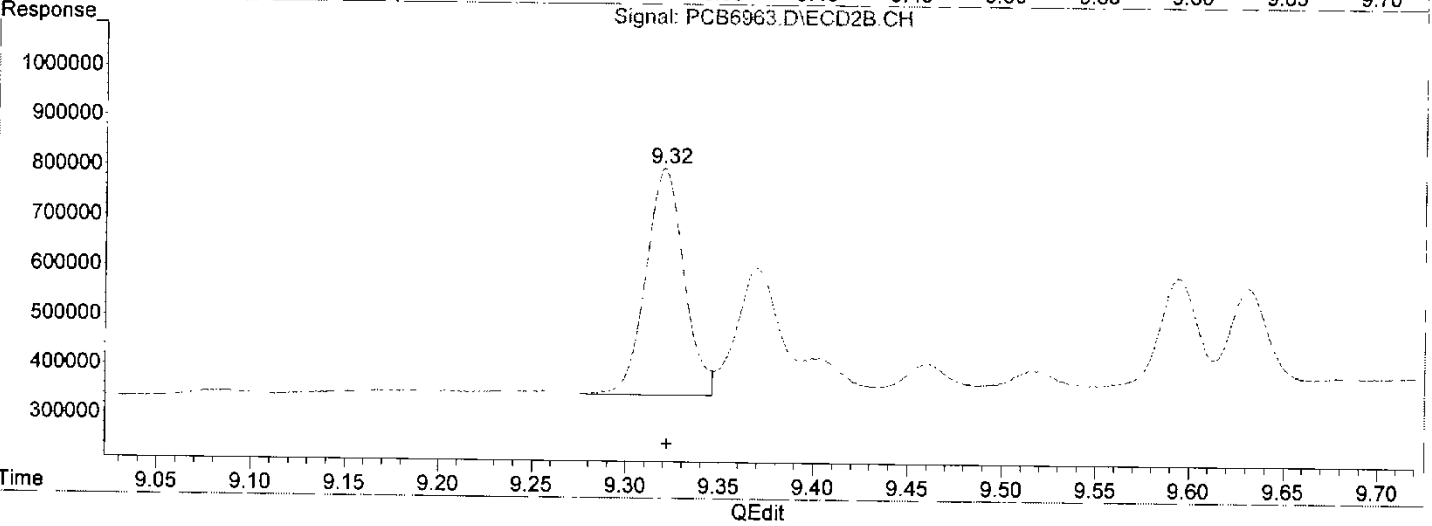
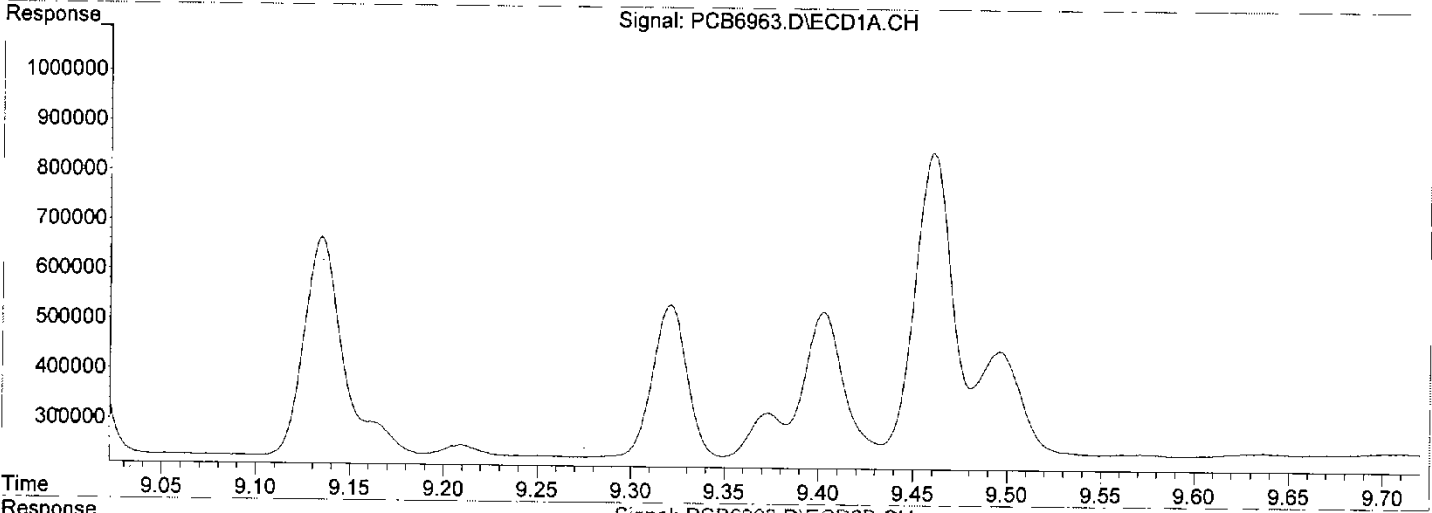
Quant Method : Z:\METHODS\1660_8082_070319.M (Chemstation Integrator)
 Title : PCBs by USEPA Method 8082
 Last Update : Tue Mar 20 09:27:49 2007
 Response via : Multiple Level Calibration
 DataAcq Meth : PCBSLOW.M

Volume Inj. :
 Signal #1 Phase : Signal #2 Phase:
 Signal #1 Info : Signal #2 Info :



Signal #1 : Z:\DATA\070403_A\PCB6963.D\ECD1A.CH Vial: 5
 Signal #2 : Z:\DATA\070403_A\PCB6963.D\ECD2B.CH
 Acq On : 4-3-2007 01:17:59 PM Operator: SLC
 Sample : 580-5453-C-9-E MS Inst : sea034
 Misc : BT=SEA03417227 Multiplr: 1.00
 IntFile Signal #1: EVENTS.E IntFile Signal #2: EVENTS2.E
 Quant Time: Apr 3 13:40 2007 Quant Results File: 1660_8082_070319.RES

Method : Z:\METHODS\1660_8082_070319.M (Chemstation Integrator)
 Title : PCBs by USEPA Method 8082
 Last Update : Tue Mar 20 09:27:49 2007
 Response via : Multiple Level Calibration

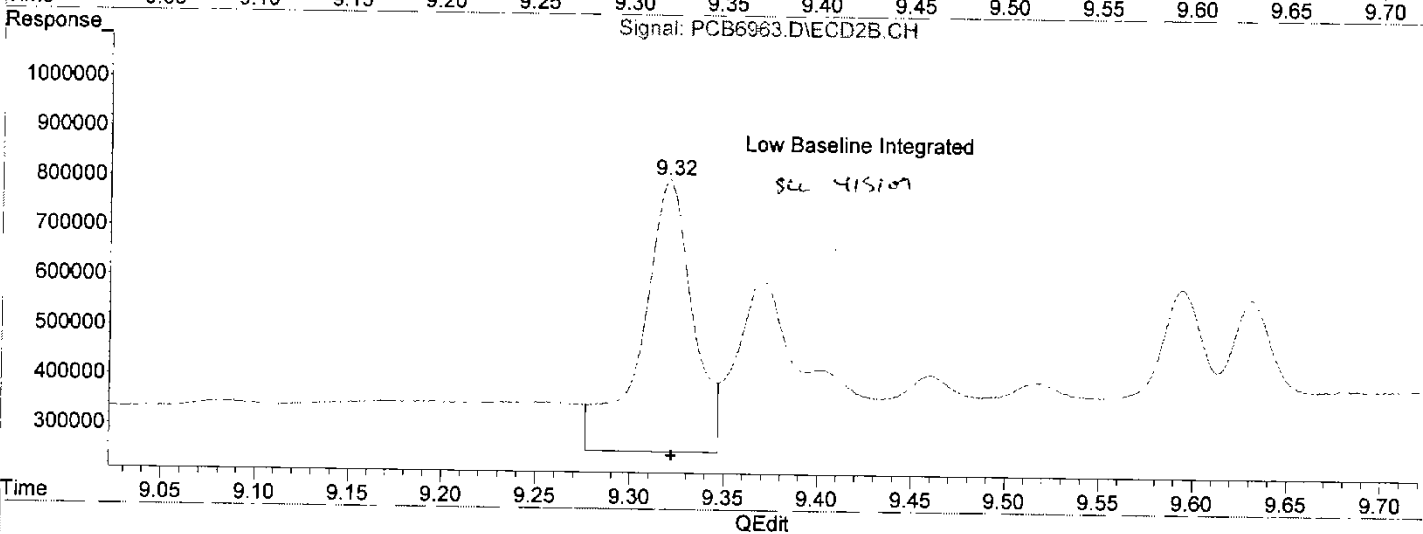
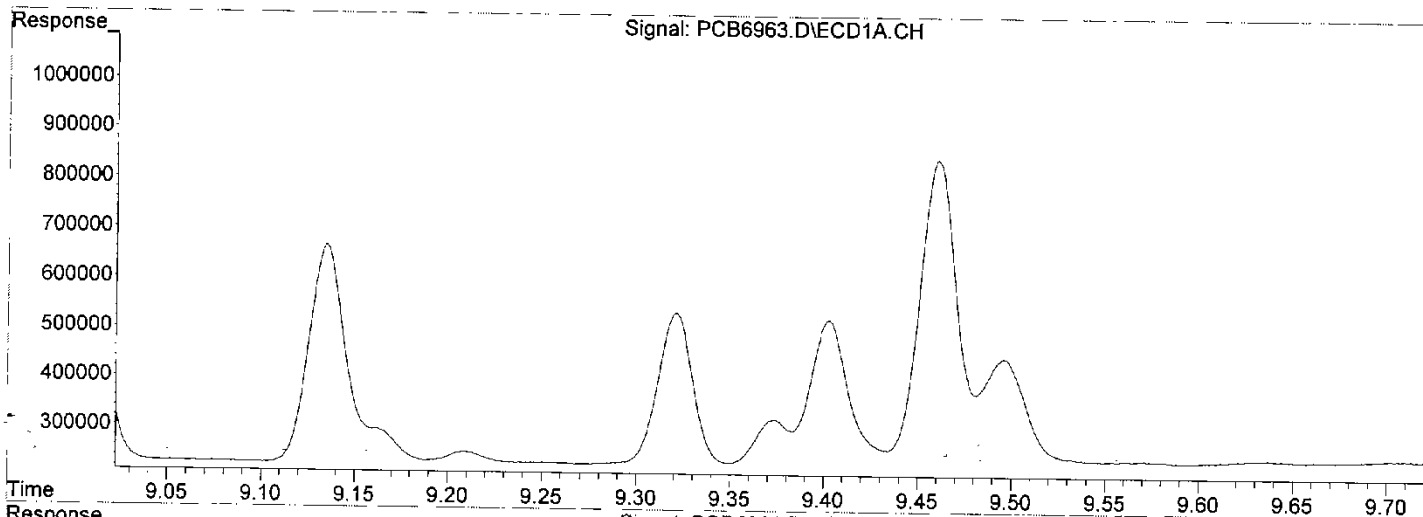


QEdit

(2) PCB-1016 Peak 1 #2 (L3)		
R.T.	Response	Conc
8.34	9019248	98.27
9.00	16929196	135.77
9.76	5247434	85.00
9.96	4537288	86.48
10.30	5518842	90.89
(2) PCB-1016 Peak 1 #2 (L3)		
R.T.	Response	Conc
9.32	6505930	98.09
10.07	17869756	177.17
10.16	16567058	212.21
10.74	12712929	214.88
11.31	6103640	89.56

Signal #1 : Z:\DATA\070403_A\PCB6963.D\ECD1A.CH Vial: 5
 Signal #2 : Z:\DATA\070403_A\PCB6963.D\ECD2B.CH
 Acq On : 4-3-2007 01:17:59 PM Operator: SLC
 Sample : 580-5453-C-9-E MS Inst : sea034
 Misc : BT=SEA03417227 Multiplr: 1.00
 IntFile Signal #1: EVENTS.E IntFile Signal #2: EVENTS2.E
 Quant Time: Apr 3 13:40 2007 Quant Results File: 1660_8082_070319.RES

Method : Z:\METHODS\1660_8082_070319.M (Chemstation Integrator)
 Title : PCBs by USEPA Method 8082
 Last Update : Tue Mar 20 09:27:49 2007
 Response via : Multiple Level Calibration



(2) PCB-1016 Peak 1 (L3)

R.T.	Response	Conc
8.34	9019248	98.27
9.00	16929196	135.77
9.76	5247434	85.00
9.96	4537288	86.48
10.30	5518842	90.89

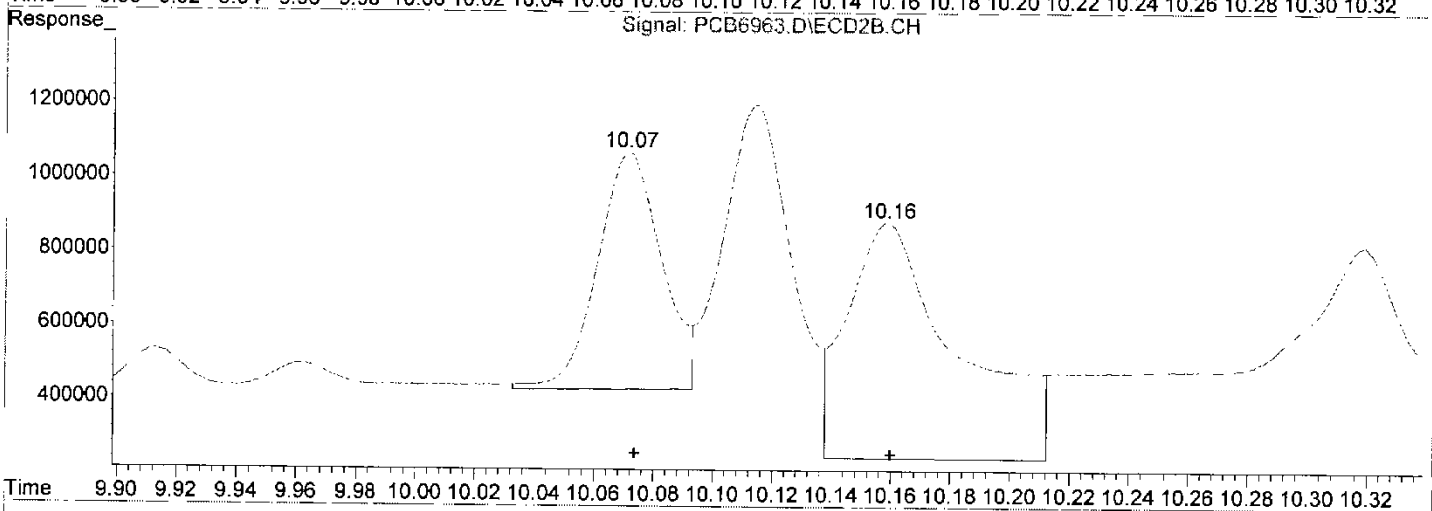
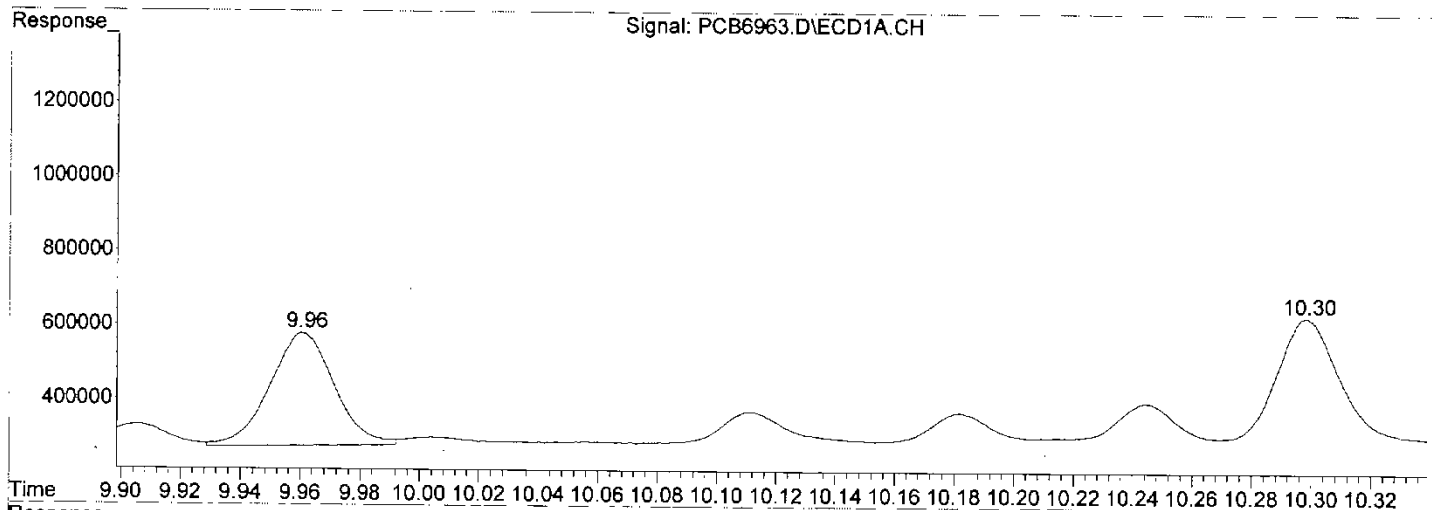
(2) PCB-1016 Peak 1 #2 (L3)

R.T.	Response	Conc
9.32	10371314	156.37
10.07	17869756	177.17
10.16	16567058	212.21
10.74	12712929	214.88
11.31	6103640	89.56

(+) = Expected Retention Time

Signal #1 : Z:\DATA\070403_A\PCB6963.D\ECD1A.CH Vial: 5
 Signal #2 : Z:\DATA\070403_A\PCB6963.D\ECD2B.CH
 Acq On : 4-3-2007 01:17:59 PM Operator: SLC
 Sample : 580-5453-C-9-E MS Inst : sea034
 Misc : BT=SEA03417227 Multiplr: 1.00
 IntFile Signal #1: EVENTS.E IntFile Signal #2: EVENTS2.E
 Quant Time: Apr 3 13:40 2007 Quant Results File: 1660_8082_070319.RES

Method : Z:\METHODS\1660_8082_070319.M (Chemstation Integrator)
 Title : PCBs by USEPA Method 8082
 Last Update : Tue Mar 20 09:27:49 2007
 Response via : Multiple Level Calibration



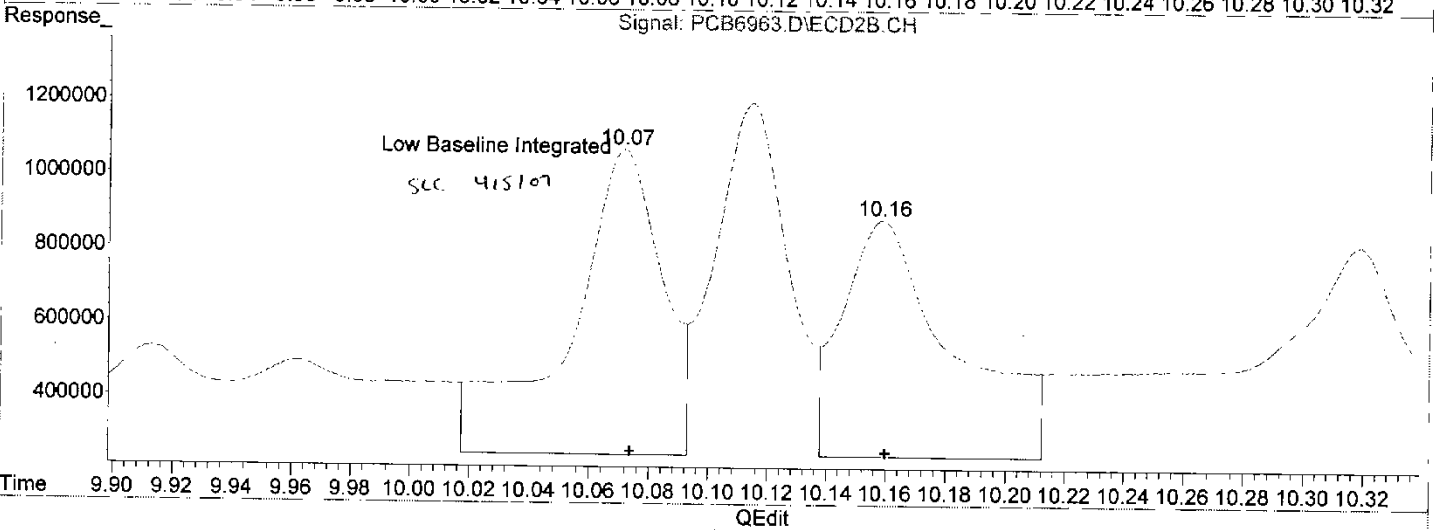
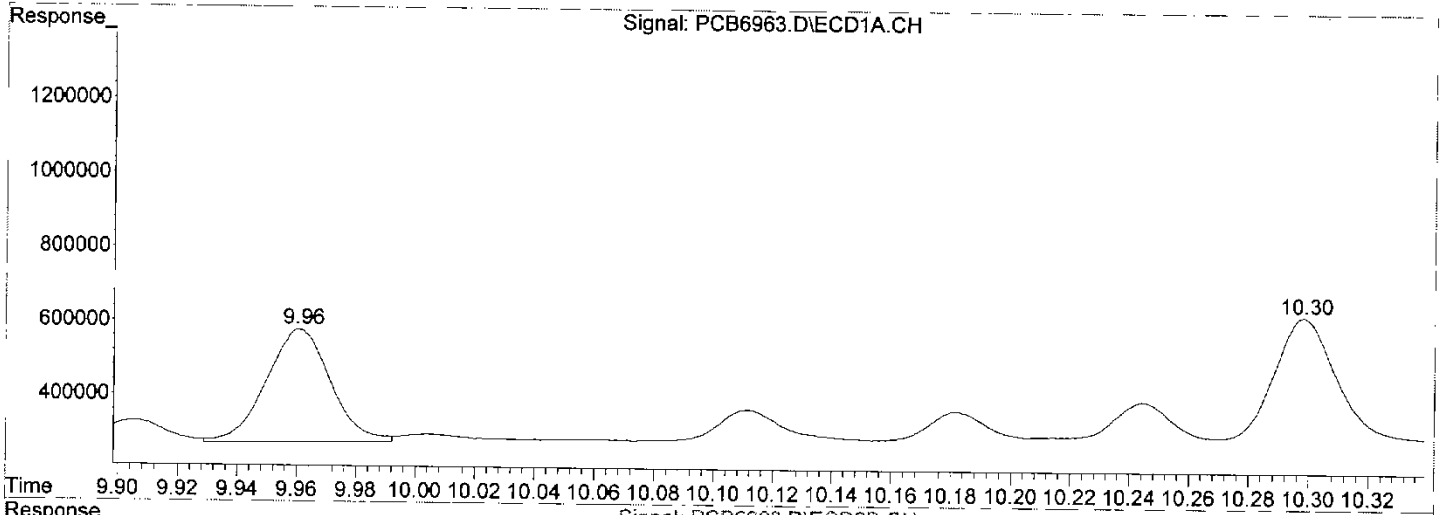
(3) PCB-1016 Peak 2 #2 (L3)
 R.T. Response Conc
 9.00 16929196 135.77
 9.76 5247434 85.00
 9.96 4537288 86.48
 10.30 5518842 90.89

(3) PCB-1016 Peak 2 #2 (L3)
 R.T. Response Conc
 10.07 9612635 95.30
 10.16 16567058 212.21
 10.74 12712929 214.88
 11.31 6103640 89.56

(+) = Expected Retention Time

Signal #1 : Z:\DATA\070403_A\PCB6963.D\ECD1A.CH Vial: 5
 Signal #2 : Z:\DATA\070403_A\PCB6963.D\ECD2B.CH
 Acq On : 4-3-2007 01:17:59 PM Operator: SLC
 Sample : 580-5453-C-9-E MS Inst : sea034
 Misc : BT=SEA03417227 Multiplr: 1.00
 IntFile Signal #1: EVENTS.E IntFile Signal #2: EVENTS2.E
 Quant Time: Apr 3 13:40 2007 Quant Results File: 1660_8082_070319.RES

Method : Z:\METHODS\1660_8082_070319.M (Chemstation Integrator)
 Title : PCBs by USEPA Method 8082
 Last Update : Tue Mar 20 09:27:49 2007
 Response via : Multiple Level Calibration



(3) PCB-1016 Peak 2 (L3)

R.T.	Response	Conc
9.00	16929196	135.77
9.76	5247434	85.00
9.96	4537288	86.48
10.30	5518842	90.89

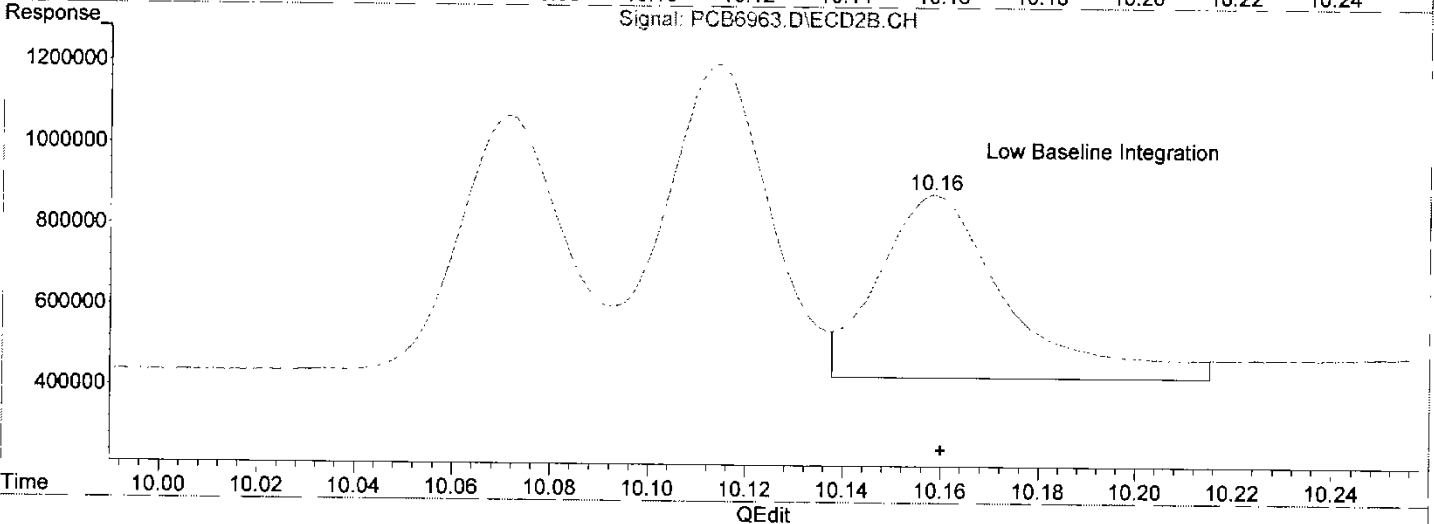
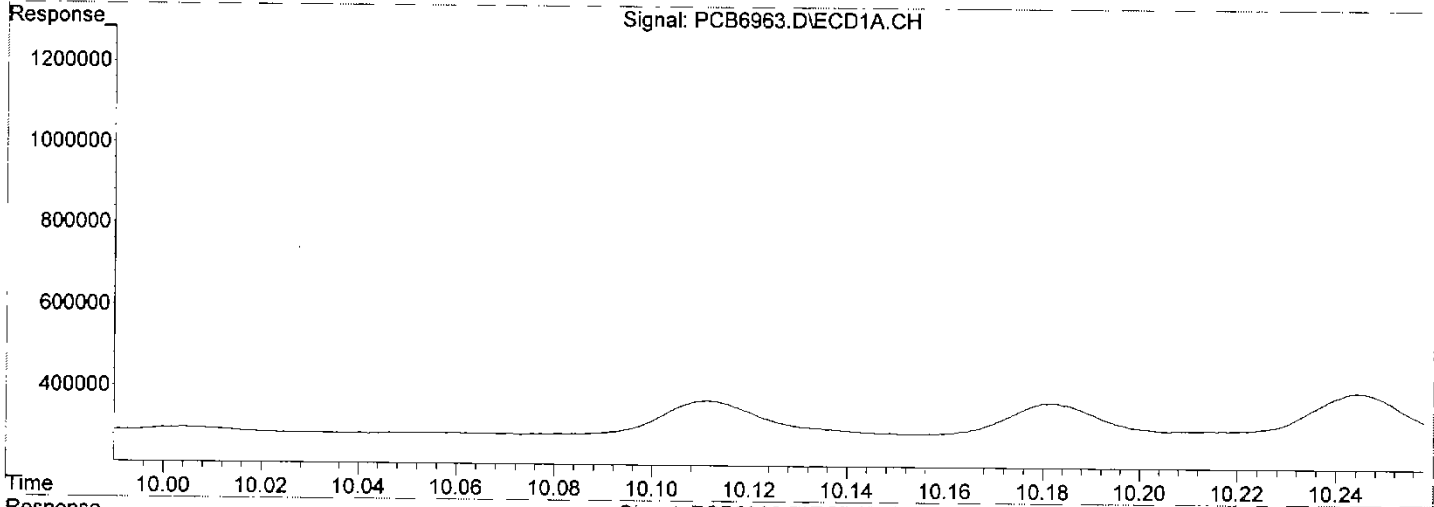
(3) PCB-1016 Peak 2 #2 (L3)

R.T.	Response	Conc
10.07	17869756	177.17
10.16	16567058	212.21
10.74	12712929	214.88
11.31	6103640	89.56

(+) = Expected Retention Time

Signal #1 : Z:\DATA\070403_A\PCB6963.D\ECD1A.CH Vial: 5
 Signal #2 : Z:\DATA\070403_A\PCB6963.D\ECD2B.CH
 Acq On : 4-3-2007 01:17:59 PM Operator: SLC
 Sample : 580-5453-C-9-E MS Inst : sea034
 Misc : BT=SEA03417227 Multiplr: 1.00
 IntFile Signal #1: EVENTS.E IntFile Signal #2: EVENTS2.E
 Quant Time: Apr 3 13:40 2007 Quant Results File: 1660_8082_070319.RES

Method : Z:\METHODS\1660_8082_070319.M (Chemstation Integrator)
 Title : PCBs by USEPA Method 8082
 Last Update : Tue Mar 20 09:27:49 2007
 Response via : Multiple Level Calibration

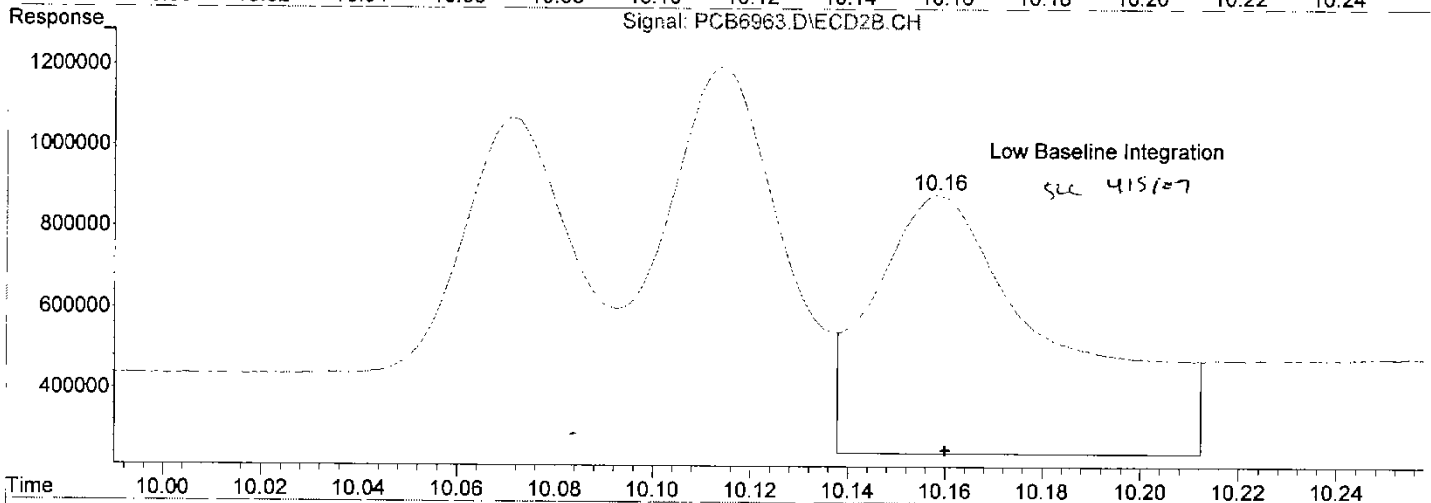
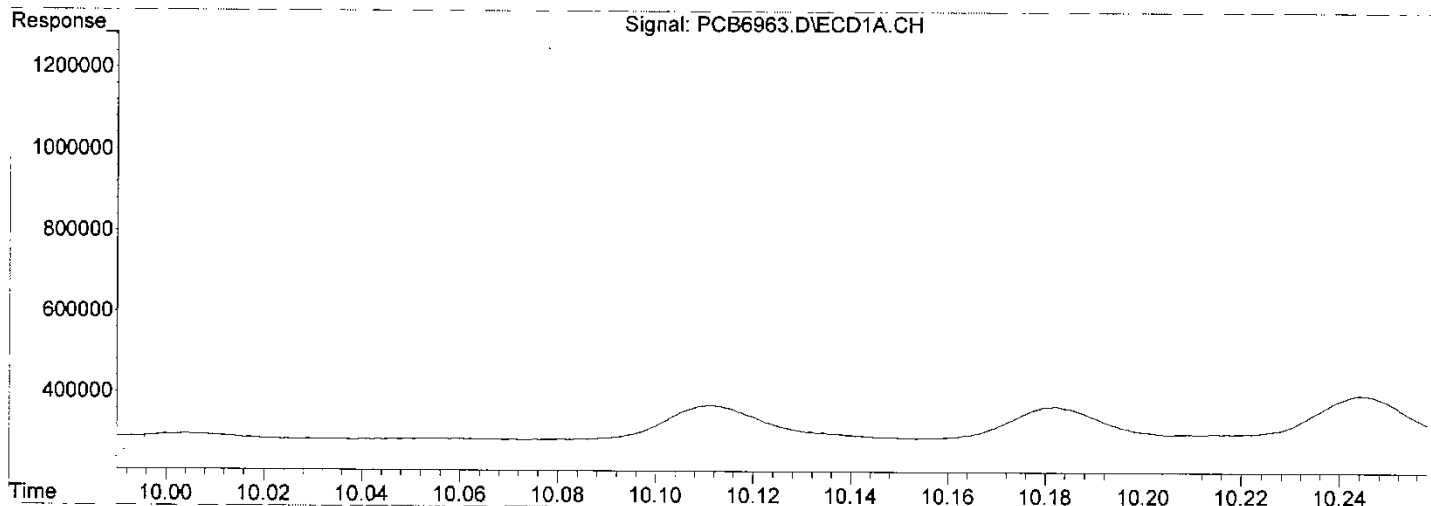


(4) PCB-1016 Peak 3 #2 (L3)
 R.T. Response Conc
 9.76 5247434 85.00
 9.96 4537288 86.48
 10.30 5518842 90.89

(4) PCB-1016 Peak 3 #2 (L3)
 R.T. Response Conc
 10.16 8368783 103.43
 10.74 12712929 214.88
 11.31 6103640 89.56

Signal #1 : Z:\DATA\070403_A\PCB6963.D\ECD1A.CH Vial: 5
 Signal #2 : Z:\DATA\070403_A\PCB6963.D\ECD2B.CH
 Acq On : 4-3-2007 01:17:59 PM Operator: SLC
 Sample : 580-5453-C-9-E MS Inst : sea034
 Misc : BT=SEA03417227 Multiplr: 1.00
 IntFile Signal #1: EVENTS.E IntFile Signal #2: EVENTS2.E
 Quant Time: Apr 3 13:40 2007 Quant Results File: 1660_8082_070319.RES

Method : Z:\METHODS\1660_8082_070319.M (Chemstation Integrator)
 Title : PCBs by USEPA Method 8082
 Last Update : Tue Mar 20 09:27:49 2007
 Response via : Multiple Level Calibration



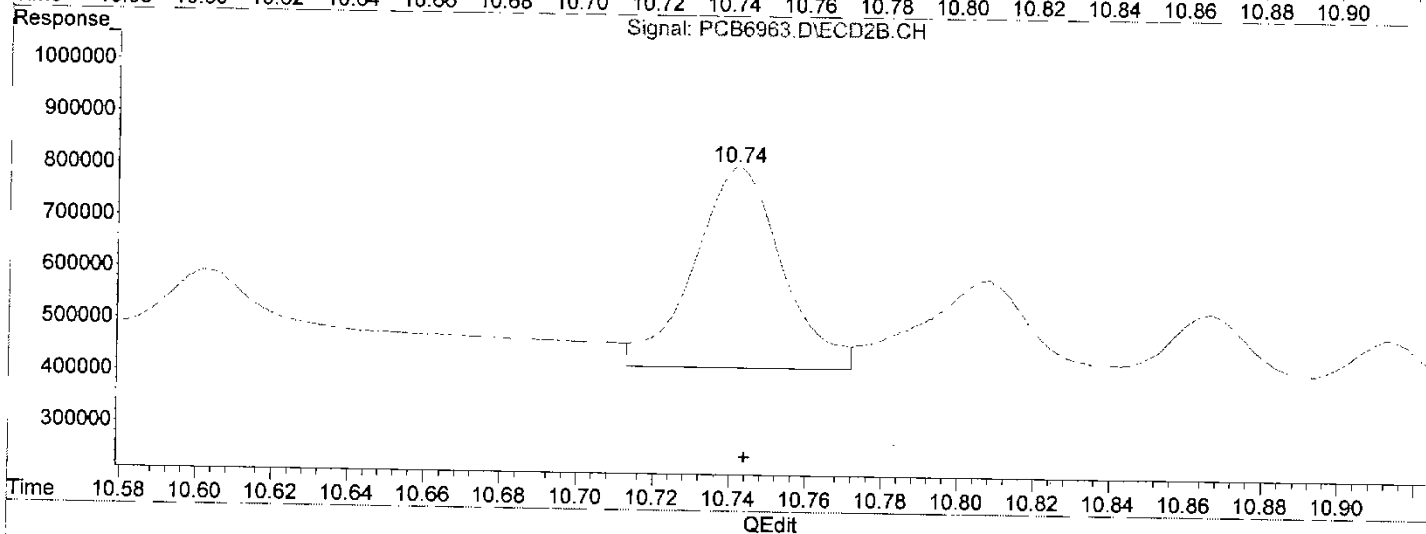
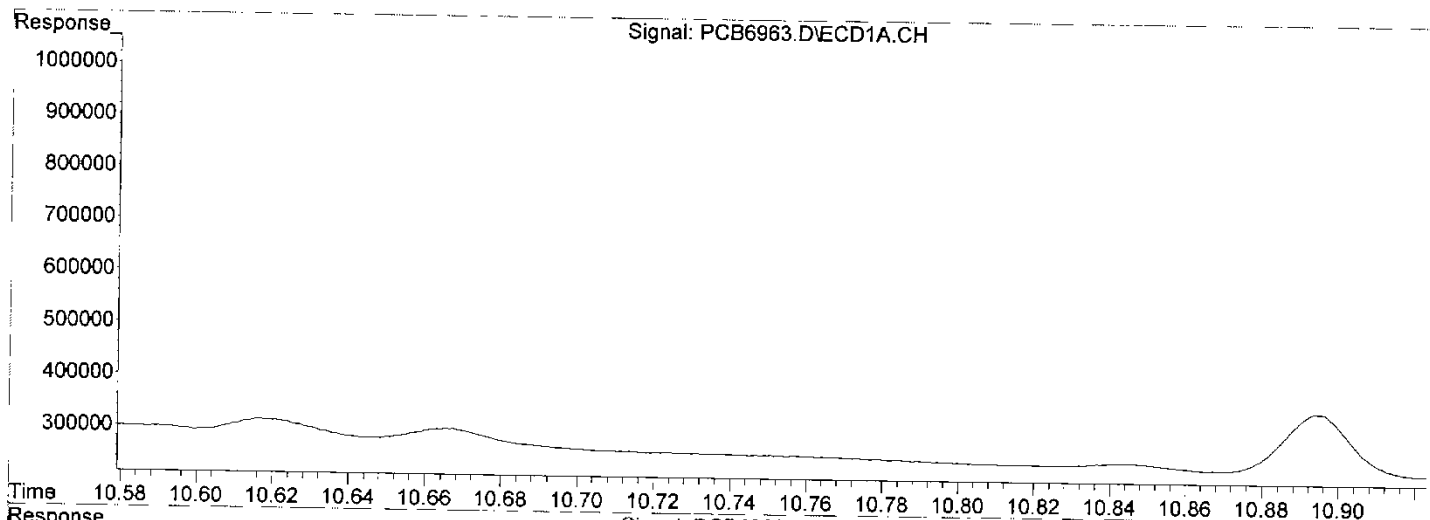
(4) PCB-1016 Peak 3 (L3)
 R.T. Response Conc
 9.76 5247434 85.00
 9.96 4537288 86.48
 10.30 5518842 90.89

(4) PCB-1016 Peak 3 #2 (L3)
 R.T. Response Conc
 10.16 16567058 212.21
 10.74 12712929 214.88
 11.31 6103640 89.56

(+) = Expected Retention Time

Signal #1 : Z:\DATA\070403_A\PCB6963.D\ECD1A.CH Vial: 5
 Signal #2 : Z:\DATA\070403_A\PCB6963.D\ECD2B.CH
 Acq On : 4-3-2007 01:17:59 PM Operator: SLC
 Sample : 580-5453-C-9-E MS Inst : sea034
 Misc : BT=SEA03417227 Multiplr: 1.00
 IntFile Signal #1: EVENTS.E IntFile Signal #2: EVENTS2.E
 Quant Time: Apr 3 13:40 2007 Quant Results File: 1660_8082_070319.RES

Method : Z:\METHODS\1660_8082_070319.M (Chemstation Integrator)
 Title : PCBs by USEPA Method 8082
 Last Update : Tue Mar 20 09:27:49 2007
 Response via : Multiple Level Calibration

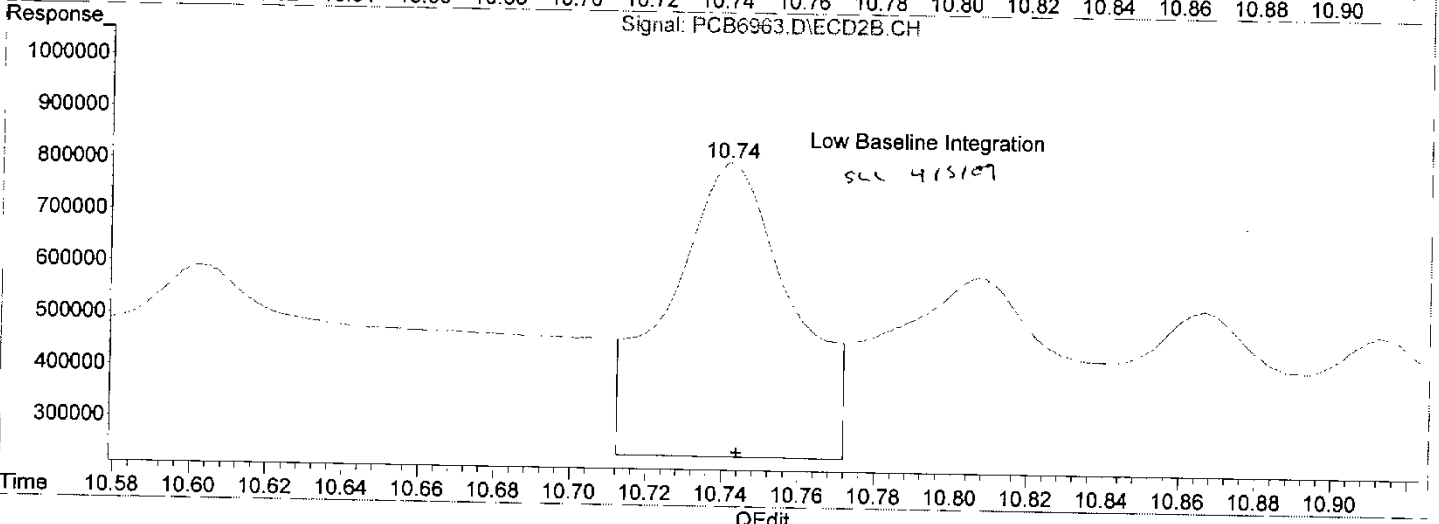
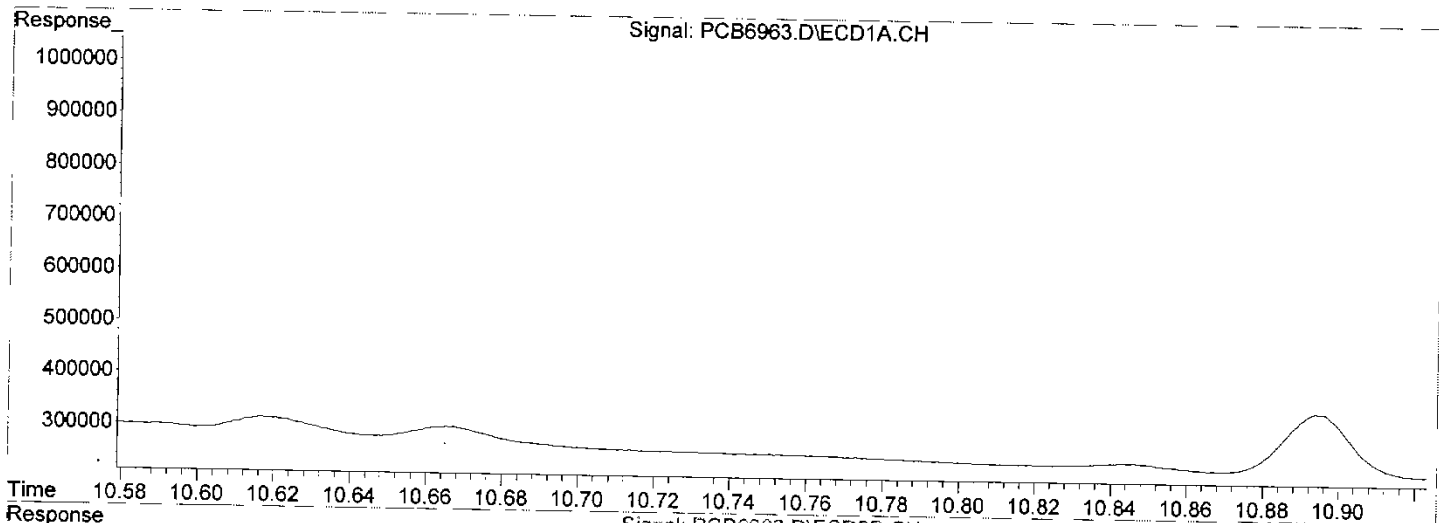


(5) PCB-1016 Peak 4 #2 (L3)
 R.T. Response Conc
 9.96 4537288 86.48
 10.30 5518842 90.89

(5) PCB-1016 Peak 4 #2 (L3)
 R.T. Response Conc
 10.74 6233867 102.58
 11.31 6103640 89.56

Signal #1 : Z:\DATA\070403_A\PCB6963.D\ECD1A.CH Vial: 5
 Signal #2 : Z:\DATA\070403_A\PCB6963.D\ECD2B.CH
 Acq On : 4-3-2007 01:17:59 PM Operator: SLC
 Sample : 580-5453-C-9-E MS Inst : sea034
 Misc : BT=SEA03417227 Multiplr: 1.00
 IntFile Signal #1: EVENTS.E IntFile Signal #2: EVENTS2.E
 Quant Time: Apr 3 13:40 2007 Quant Results File: 1660_8082_070319.RES

Method : Z:\METHODS\1660_8082_070319.M (Chemstation Integrator)
 Title : PCBs by USEPA Method 8082
 Last Update : Tue Mar 20 09:27:49 2007
 Response via : Multiple Level Calibration



(5) PCB-1016 Peak 4 (L3)
 R.T. Response Conc
 9.96 4537288 86.48
 10.30 5518842 90.89

(5) PCB-1016 Peak 4 #2 (L3)
 R.T. Response Conc
 10.74 12712929 214.88
 11.31 6103640 89.56

Signal #1 : Z:\DATA\070403_A\PCB6963.D\ECD1A.CH Vial: 5
 Signal #2 : Z:\DATA\070403_A\PCB6963.D\ECD2B.CH
 Acq On : 4-3-2007 01:17:59 PM Operator: SLC
 Sample : 580-5453-C-9-E MS Inst : sea034
 Misc : BT=SEA03417227 Multiplr: 1.00
 IntFile Signal #1: EVENTS.E IntFile Signal #2: EVENTS2.E
 Quant Time: Apr 03 13:40:32 2007 Quant Results File: 1660_8082_070319.RES

Quant Method : Z:\METHODS\1660_8082_070319.M (Chemstation Integrator)
 Title : PCBs by USEPA Method 8082
 Last Update : Tue Mar 20 09:27:49 2007
 Response via : Initial Calibration
 DataAcq Meth : PCBSLOW.M

Volume Inj. :
 Signal #1 Phase : Signal #2 Phase:
 Signal #1 Info : Signal #2 Info :

Compound	RT#1	RT#2	Resp#1	Resp#2	ug/L	ug/L
----------	------	------	--------	--------	------	------

System Monitoring Compounds

1) S	Tetrachloro-m-xy	6.92	8.24f	50096552	55227930	19.474	17.996
	Spiked Amount	20.000		Recovery	=	97.37%	89.98%
14) S	Decachlorobiphen	14.54	15.85	28174482	34477334	14.954	17.303
	Spiked Amount	20.000		Recovery	=	74.77%	86.52%

Target Compounds

2) L3	PCB-1016 Peak 1	8.34	9.32	9019248	10371314	98.269	156.374 #
3) L3	PCB-1016 Peak 2	9.00	10.07	16929196	17869756	135.767	177.167 #
4) L3	PCB-1016 Peak 3	9.76	10.16	5247434	16567058	85.000	212.208 #
5) L3	PCB-1016 Peak 4	9.96	10.74	4537288	12712929	86.483	214.876 #
6) L3	PCB-1016 Peak 5	10.30	11.31	5518842	6103640	90.889	89.562
7) L3	PCB-1016 - Total	0.00	0.00	41252007	63624697	105.506m	161.362m#
8) L4	PCB-1260 Peak 1	11.29	12.34f	11825055	11194921	103.667	86.013
9) L4	PCB-1260 Peak 2	11.52	12.34	12438408	11194921	82.292	88.495
10) L4	PCB-1260 Peak 3	11.78	12.69	7146349	13289864	81.346	95.214
11) L4	PCB-1260 Peak 4	12.72	13.86f	18668759	23028991	85.377	106.066
12) L4	PCB-1260 Peak 5	13.20	14.24	15458450	13689113	91.488	107.897
13) L4	PCB-1260 - Total	0.00	0.00	65537021	72397810	87.891m	96.341m

Signal #1 : Z:\DATA\070403_A\PCB6963.D\ECD1A.CH
Signal #2 : Z:\DATA\070403_A\PCB6963.D\ECD2B.CH
Acq On : 4-3-2007 01:17:59 PM
Sample : 580-5453-C-9-E MS
Misc : BT=SEA03417227

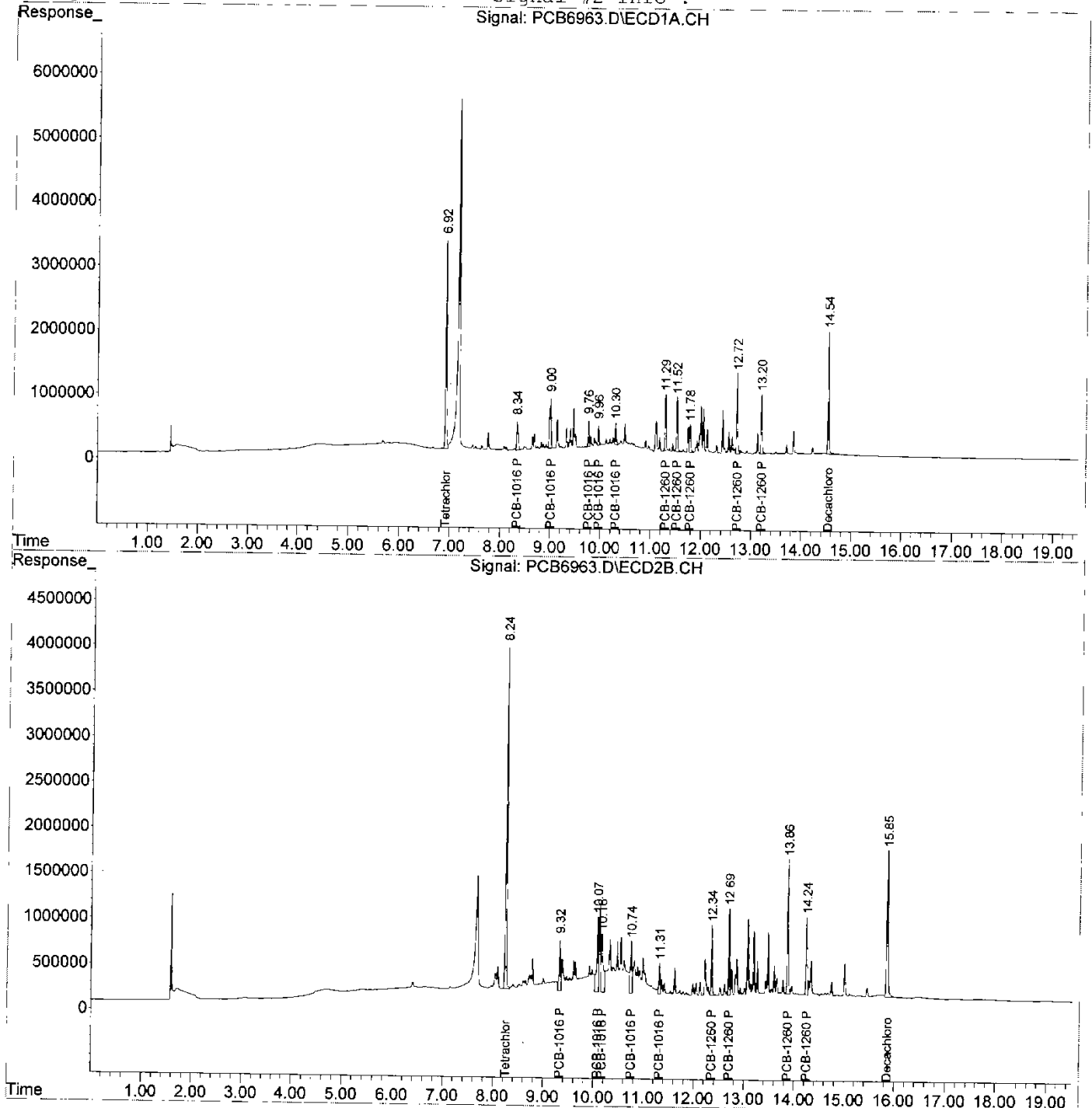
Vial: 5

Operator: SLC
Inst : sea034
Multiplr: 1.00

IntFile Signal #1: EVENTS.E IntFile Signal #2: EVENTS2.E
Quant Time: Apr 3 13:40 2007 Quant Results File: 1660_8082_070319.RES

Quant Method : Z:\METHODS\1660_8082_070319.M (Chemstation Integrator)
Title : PCBs by USEPA Method 8082
Last Update : Tue Mar 20 09:27:49 2007
Response via : Multiple Level Calibration
DataAcq Meth : PCBSLOW.M

Volume Inj. :
Signal #1 Phase : Signal #2 Phase:
Signal #1 Info : Signal #2 Info :



Signal #1 : Z:\DATA\070403_A\PCB6964.D\ECD1A.CH Vial: 6
 Signal #2 : Z:\DATA\070403_A\PCB6964.D\ECD2B.CH
 Acq On : 4-3-2007 01:41:35 PM Operator: SLC
 Sample : 580-5453-C-9-F MSD Inst : sea034
 Misc : BT=SEA03417227 Multiplr: 1.00
 IntFile Signal #1: EVENTS.E IntFile Signal #2: EVENTS2.E
 Quant Time: Apr 03 15:34:58 2007 Quant Results File: 1660_8082_070319.RES

Quant Method : Z:\METHODS\1660_8082_070319.M (Chemstation Integrator)
 Title : PCBs by USEPA Method 8082
 Last Update : Tue Mar 20 09:27:49 2007
 Response via : Initial Calibration
 DataAcq Meth : PCBSLOW.M

Volume Inj. :
 Signal #1 Phase : Signal #2 Phase:
 Signal #1 Info : Signal #2 Info :

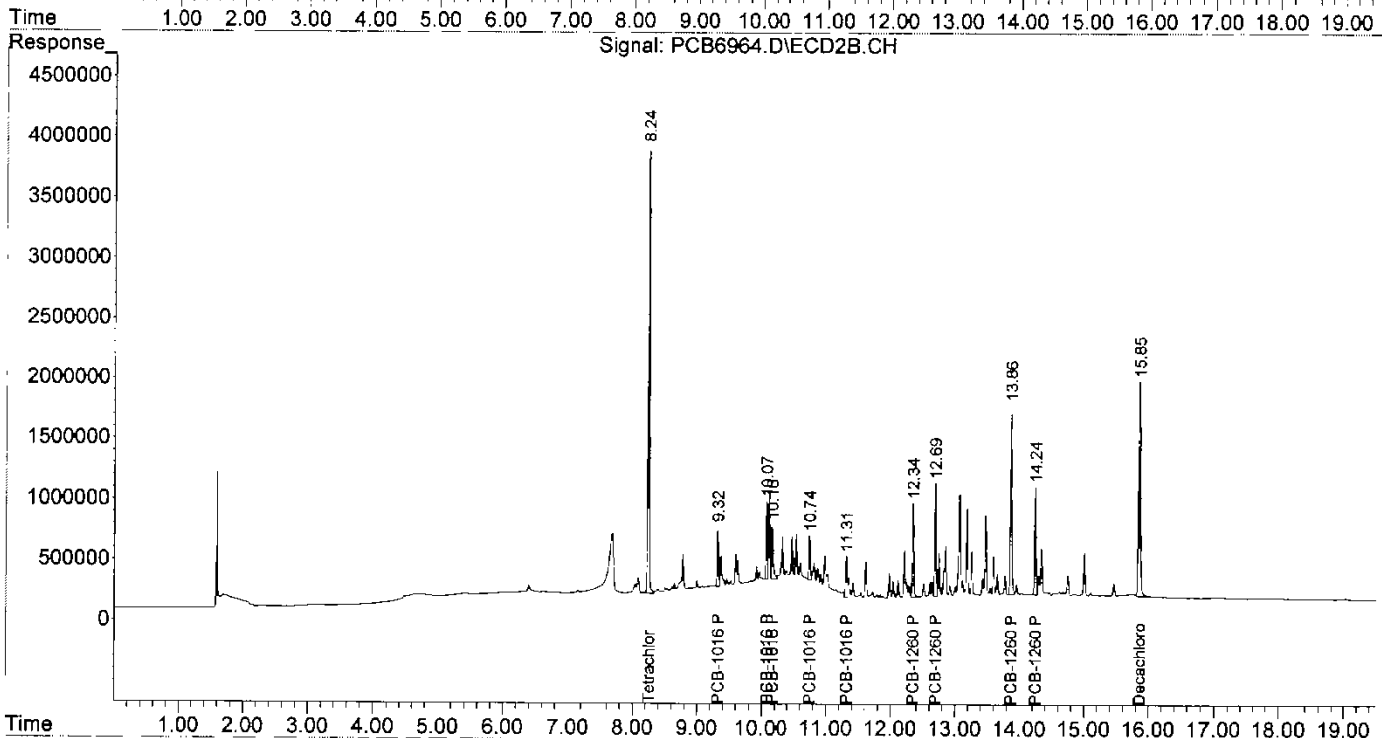
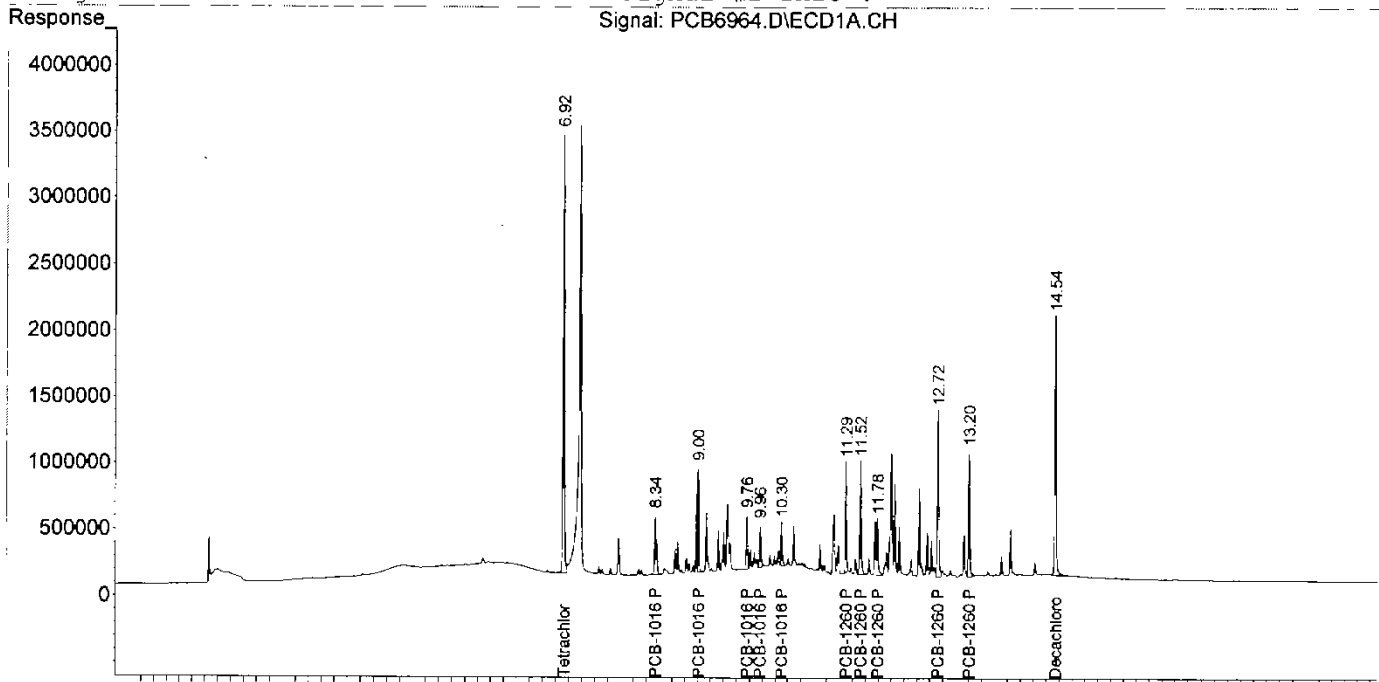
Compound	RT#1	RT#2	Resp#1	Resp#2	ug/L	ug/L
System Monitoring Compounds						
1) S Tetrachloro-m-xy	6.92	8.24f	49927283	55101292	19.408	17.955
Spiked Amount	20.000		Recovery	=	97.04%	89.77%
14) S Decachlorobiphen	14.54	15.85	29427923	35096058	15.620	17.614
Spiked Amount	20.000		Recovery	=	78.10%	88.07%
Target Compounds						
2) L3 PCB-1016 Peak 1	8.34	9.32	8589254	6361851	93.191	95.921m
3) L3 PCB-1016 Peak 2	9.00	10.07	10416607	9145484	83.538	90.672m
4) L3 PCB-1016 Peak 3	9.76	10.16	5226291	7760613	84.658	95.365m
5) L3 PCB-1016 Peak 4	9.96	10.74	4441945	5266863	84.666	85.821m
6) L3 PCB-1016 Peak 5	10.30	11.31	4853385	5852020	79.930	85.870
7) L3 PCB-1016 - Total	0.00	0.00	33527483	34386830	85.750m	87.210m
8) L4 PCB-1260 Peak 1	11.29	12.34f	11289731	11375913	98.974	87.404
9) L4 PCB-1260 Peak 2	11.52	12.34	12834937	11375913	84.915	89.967
10) L4 PCB-1260 Peak 3	11.78	12.69	7111392	13553811	80.879	97.105
11) L4 PCB-1260 Peak 4	12.72	13.86f	18792149	23289068	85.942	107.263
12) L4 PCB-1260 Peak 5	13.20	14.24	15129567	13762525	89.541	108.475
13) L4 PCB-1260 - Total	0.00	0.00	65157776	73357230	87.383m	97.617m

SEC
 4/15/07
 L

Signal #1 : Z:\DATA\070403_A\PCB6964.D\ECD1A.CH Vial: 6
 Signal #2 : Z:\DATA\070403_A\PCB6964.D\ECD2B.CH
 Acq On : 4-3-2007 01:41:35 PM Operator: SLC
 Sample : 580-5453-C-9-F MSD Inst : sea034
 Misc : BT=SEA03417227 Multiplr: 1.00
 IntFile Signal #1: EVENTS.E IntFile Signal #2: EVENTS2.E
 Quant Time: Apr 4 10:18 2007 Quant Results File: 1660_8082_070319.RES

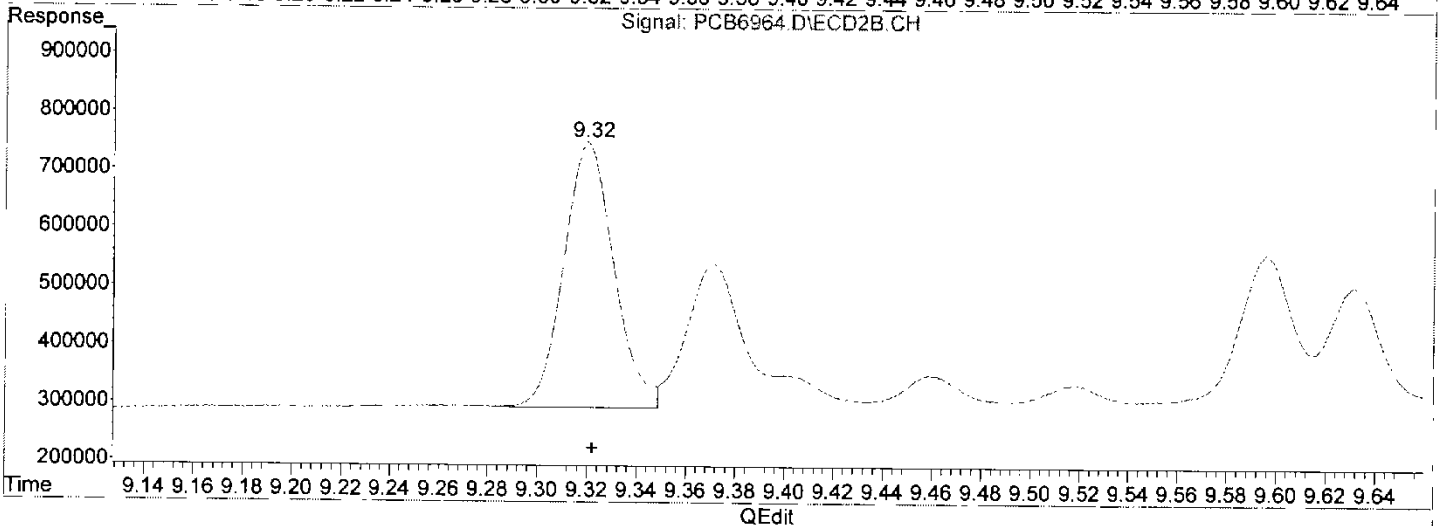
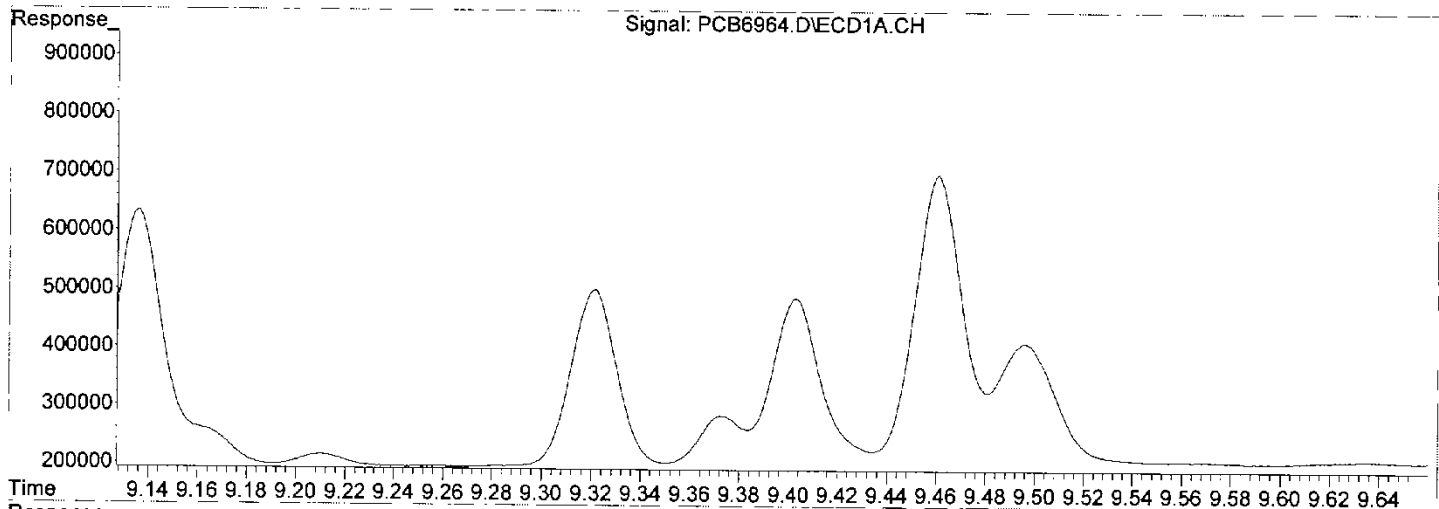
Quant Method : Z:\METHODS\1660_8082_070319.M (Chemstation Integrator)
 Title : PCBs by USEPA Method 8082
 Last Update : Tue Mar 20 09:27:49 2007
 Response via : Multiple Level Calibration
 DataAcq Meth : PCBSLOW.M

Volume Inj. :
 Signal #1 Phase : Signal #2 Phase:
 Signal #1 Info : Signal #2 Info :



Signal #1 : Z:\DATA\070403_A\PCB6964.D\ECD1A.CH Vial: 6
 Signal #2 : Z:\DATA\070403_A\PCB6964.D\ECD2B.CH
 Acq On : 4-3-2007 01:41:35 PM Operator: SLC
 Sample : 580-5453-C-9-F MSD Inst : sea034
 Misc : BT=SEA03417227 Multiplr: 1.00
 IntFile Signal #1: EVENTS.E IntFile Signal #2: EVENTS2.E
 Quant Time: Apr 3 15:34 2007 Quant Results File: 1660_8082_070319.RES

Method : Z:\METHODS\1660_8082_070319.M (Chemstation Integrator)
 Title : PCBs by USEPA Method 8082
 Last Update : Tue Mar 20 09:27:49 2007
 Response via : Multiple Level Calibration



(2) PCB-1016 Peak 1 #2 (L3)

R.T.	Response	Conc
8.34	8589254	93.19
9.00	10416607	83.54
9.76	5226291	84.66
9.96	4441945	84.67
10.30	4853385	79.93

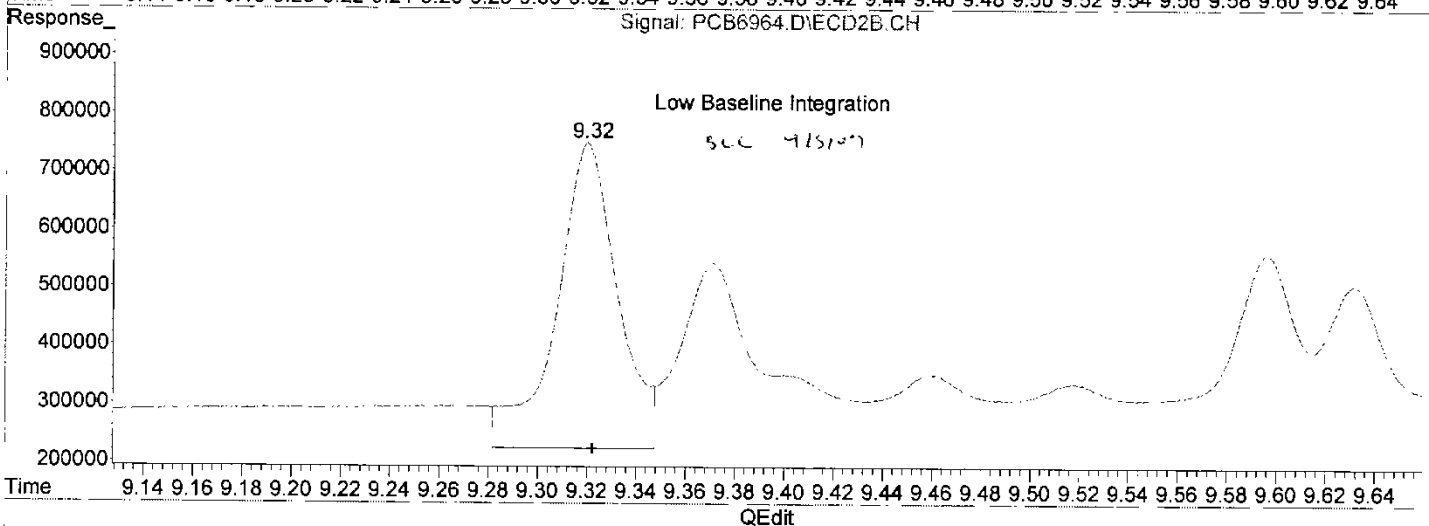
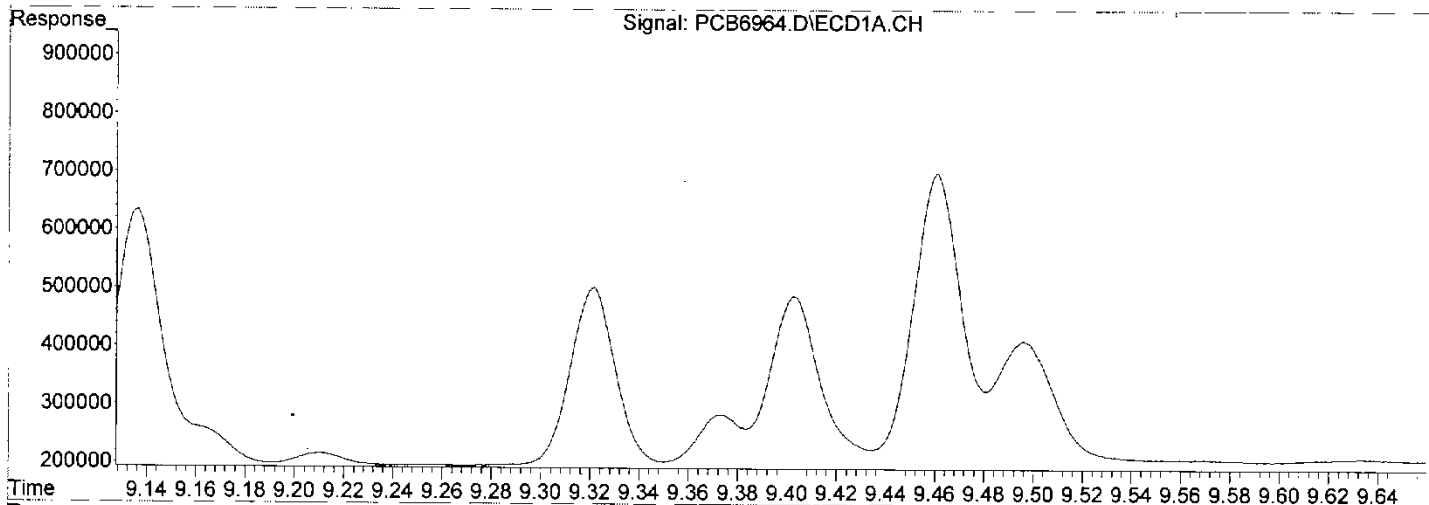
(2) PCB-1016 Peak 1 #2 (L3)

R.T.	Response	Conc
9.32	6361851	95.92
10.07	14040766	139.21
10.16	15120246	193.01
10.74	10336093	173.68
11.31	5852020	85.87

(+) = Expected Retention Time

Signal #1 : Z:\DATA\070403_A\PCB6964.D\ECD1A.CH Vial: 6
 Signal #2 : Z:\DATA\070403_A\PCB6964.D\ECD2B.CH
 Acq On : 4-3-2007 01:41:35 PM Operator: SLC
 Sample : 580-5453-C-9-F MSD Inst : sea034
 Misc : BT=SEA03417227 Multiplr: 1.00
 IntFile Signal #1: EVENTS.E IntFile Signal #2: EVENTS2.E
 Quant Time: Apr 3 15:34 2007 Quant Results File: 1660_8082_070319.RES

Method : Z:\METHODS\1660_8082_070319.M (Chemstation Integrator)
 Title : PCBs by USEPA Method 8082
 Last Update : Tue Mar 20 09:27:49 2007
 Response via : Multiple Level Calibration



(2) PCB-1016 Peak 1 (L3)

R.T.	Response	Conc
8.34	8589254	93.19
9.00	10416607	83.54
9.76	5226291	84.66
9.96	4441945	84.67
10.30	4853385	79.93

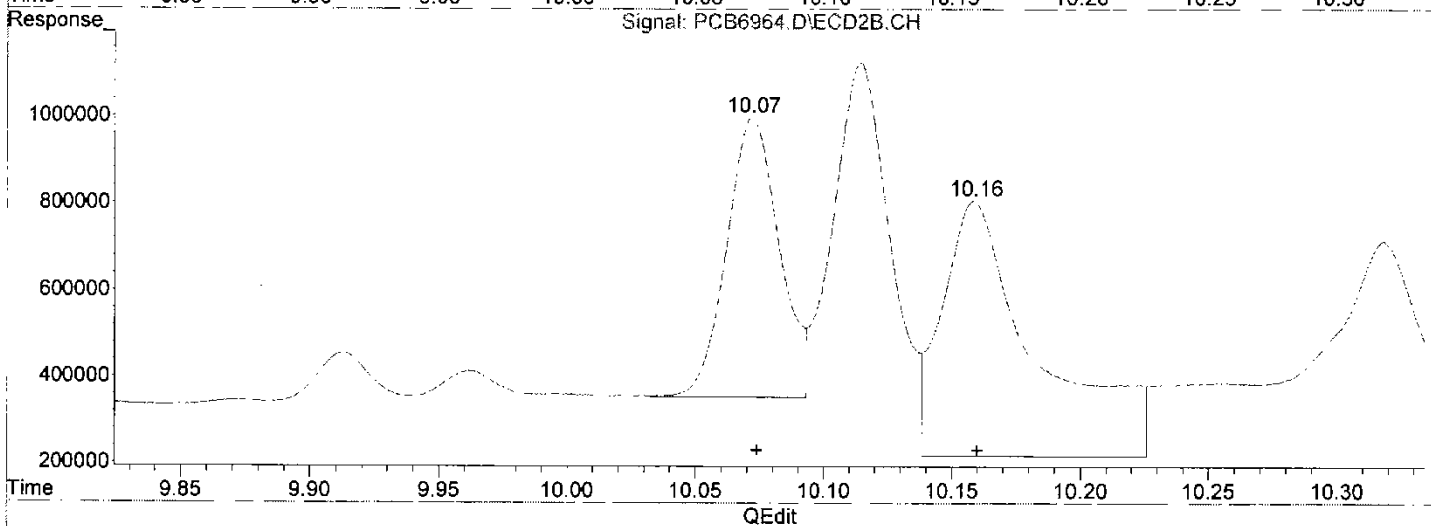
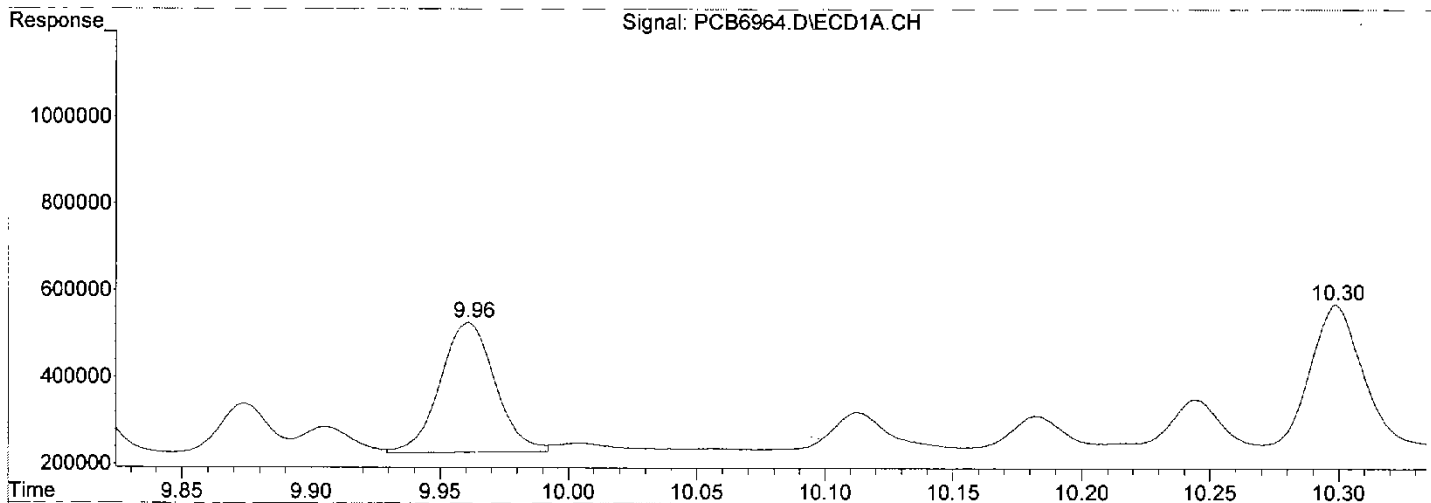
(2) PCB-1016 Peak 1 #2 (L3)

R.T.	Response	Conc
9.32	9061721	136.63
10.07	14040766	139.21
10.16	15120246	193.01
10.74	10336093	173.68
11.31	5852020	85.87

(+) = Expected Retention Time

Signal #1 : Z:\DATA\070403_A\PCB6964.D\ECD1A.CH Vial: 6
 Signal #2 : Z:\DATA\070403_A\PCB6964.D\ECD2B.CH
 Acq On : 4-3-2007 01:41:35 PM Operator: SLC
 Sample : 580-5453-C-9-F MSD Inst : sea034
 Misc : BT=SEA03417227 Multiplr: 1.00
 IntFile Signal #1: EVENTS.E IntFile Signal #2: EVENTS2.E
 Quant Time: Apr 3 15:34 2007 Quant Results File: 1660_8082_070319.RES

Method : Z:\METHODS\1660_8082_070319.M (Chemstation Integrator)
 Title : PCBs by USEPA Method 8082
 Last Update : Tue Mar 20 09:27:49 2007
 Response via : Multiple Level Calibration



(3) PCB-1016 Peak 2 #2 (L3)

R.T.	Response	Conc
9.00	10416607	83.54
9.76	5226291	84.66
9.96	4441945	84.67
10.30	4853385	79.93

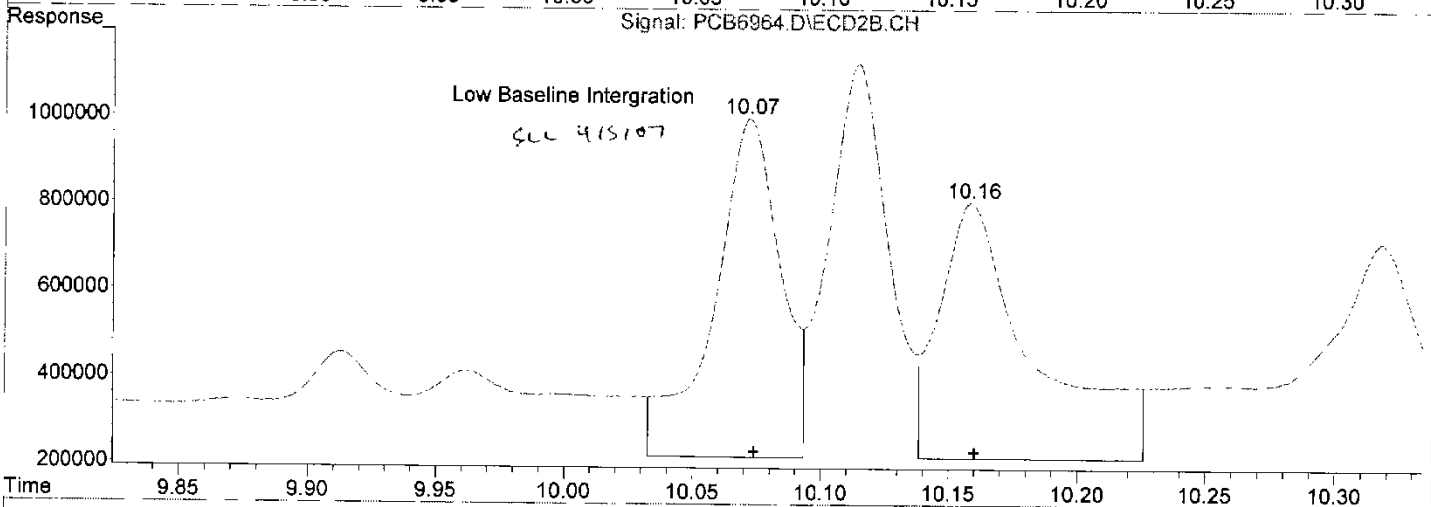
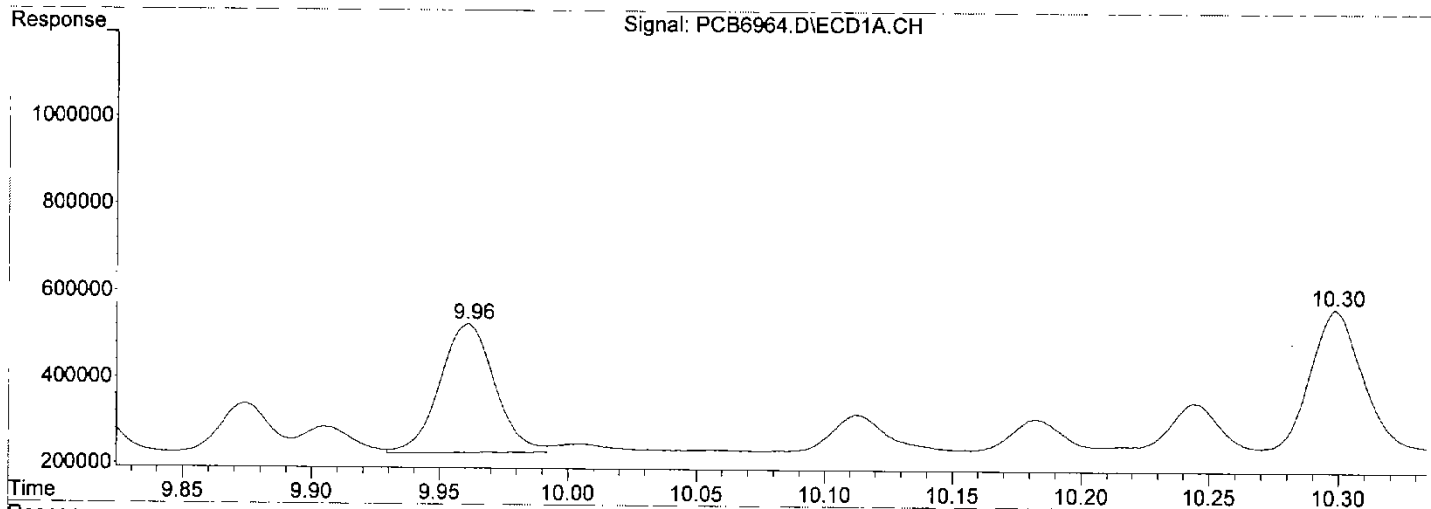
(3) PCB-1016 Peak 2 #2 (L3)

R.T.	Response	Conc
10.07	9145484	90.67
10.16	15120246	193.01
10.74	10336093	173.68
11.31	5852020	85.87

(+) = Expected Retention Time

Signal #1 : Z:\DATA\070403_A\PCB6964.D\ECDD1A.CH Vial: 6
 Signal #2 : Z:\DATA\070403_A\PCB6964.D\ECDD2B.CH
 Acq On : 4-3-2007 01:41:35 PM Operator: SLC
 Sample : 580-5453-C-9-F MSD Inst : sea034
 Misc : BT=SEA03417227 Multiplr: 1.00
 IntFile Signal #1: EVENTS.E IntFile Signal #2: EVENTS2.E
 Quant Time: Apr 3 15:34 2007 Quant Results File: 1660_8082_070319.RES

Method : Z:\METHODS\1660_8082_070319.M (Chemstation Integrator)
 Title : PCBs by USEPA Method 8082
 Last Update : Tue Mar 20 09:27:49 2007
 Response via : Multiple Level Calibration



(3) PCB-1016 Peak 2 (L3)

R.T.	Response	Conc
9.00	10416607	83.54
9.76	5226291	84.66
9.96	4441945	84.67
10.30	4853385	79.93

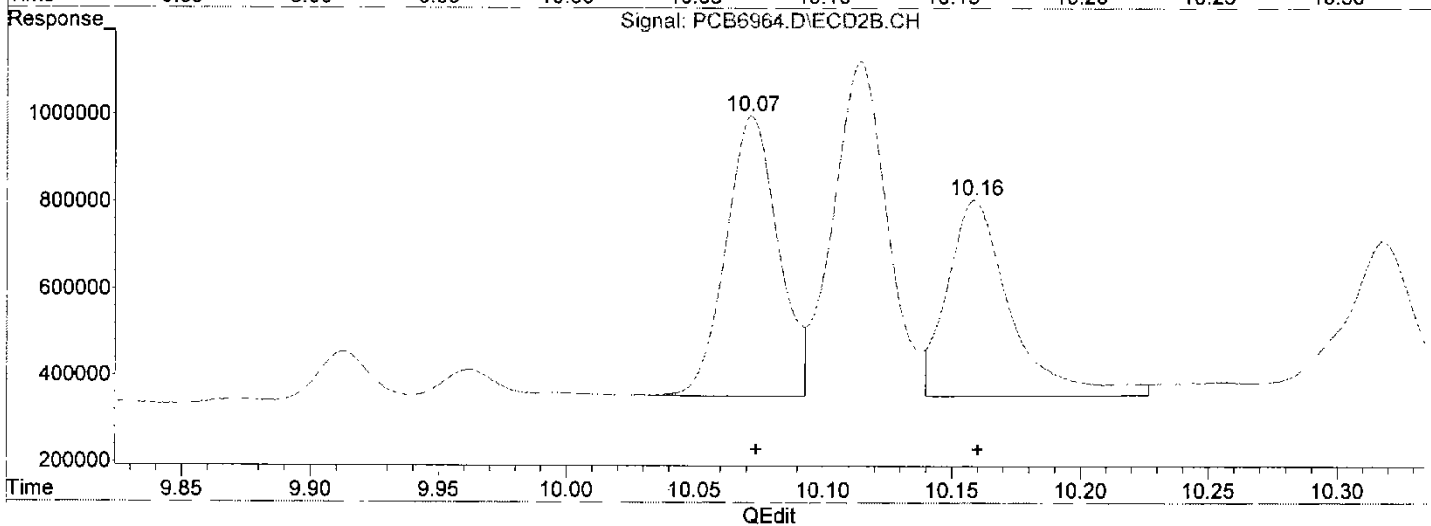
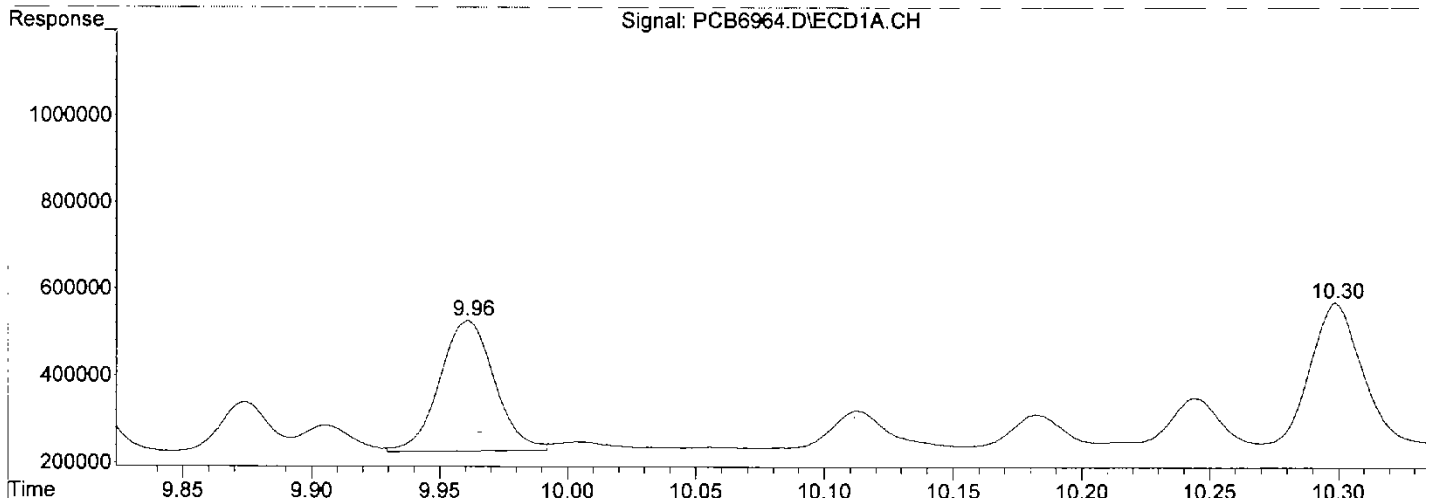
(3) PCB-1016 Peak 2 #2 (L3)

R.T.	Response	Conc
10.07	14040766	139.21
10.16	15120246	193.01
10.74	10336093	173.68
11.31	5852020	85.87

(+) = Expected Retention Time

Signal #1 : Z:\DATA\070403_A\PCB6964.D\ECD1A.CH Vial: 6
 Signal #2 : Z:\DATA\070403_A\PCB6964.D\ECD2B.CH
 Acq On : 4-3-2007 01:41:35 PM Operator: SLC
 Sample : 580-5453-C-9-F MSD Inst : sea034
 Misc : BT=SEA03417227 Multiplr: 1.00
 IntFile Signal #1: EVENTS.E IntFile Signal #2: EVENTS2.E
 Quant Time: Apr 3 15:34 2007 Quant Results File: 1660_8082_070319.RES

Method : Z:\METHODS\1660_8082_070319.M (Chemstation Integrator)
 Title : PCBs by USEPA Method 8082
 Last Update : Tue Mar 20 09:27:49 2007
 Response via : Multiple Level Calibration



(3) PCB-1016 Peak 2 #2 (L3)

R.T.	Response	Conc
9.00	10416607	83.54
9.76	5226291	84.66
9.96	4441945	84.67
10.30	4853385	79.93

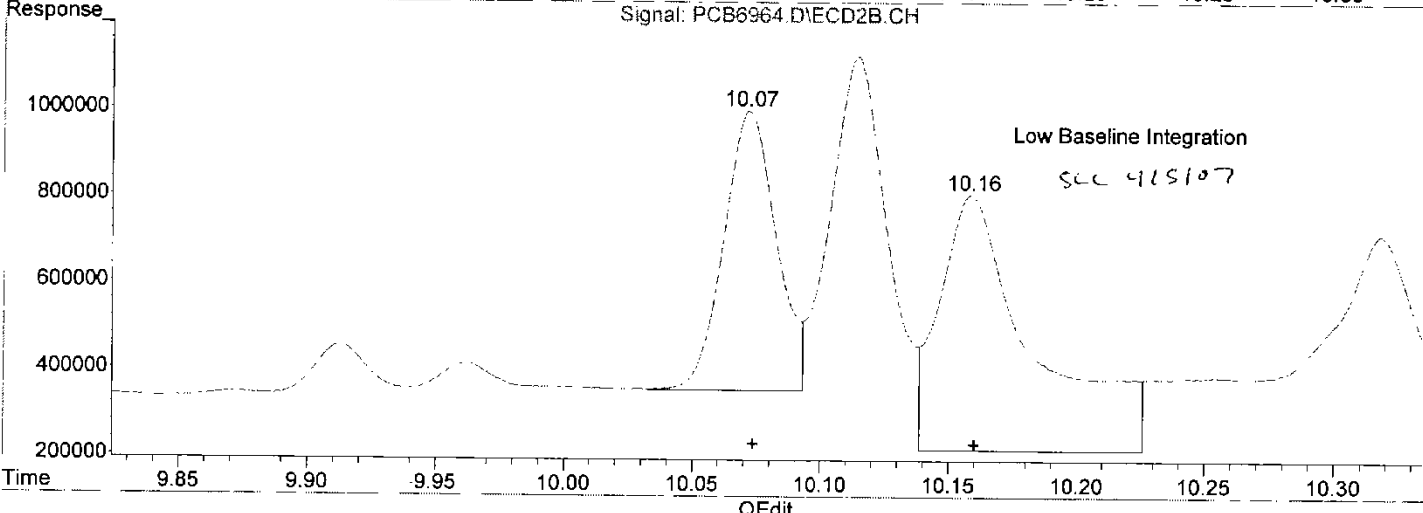
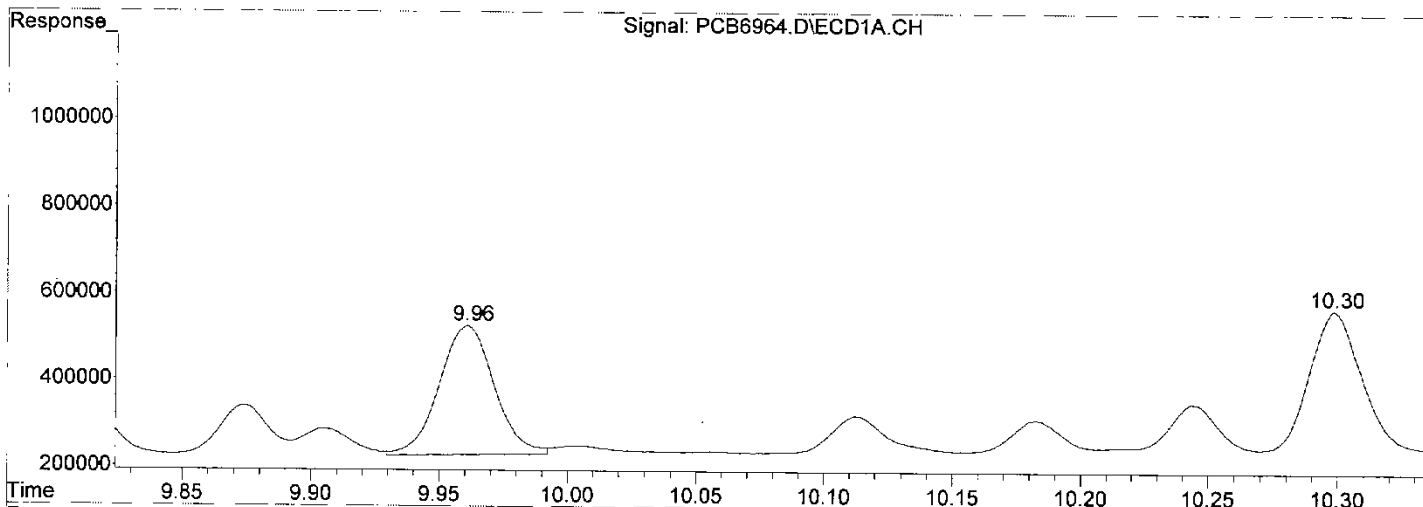
(3) PCB-1016 Peak 2 #2 (L3)

R.T.	Response	Conc
10.07	9145484	90.67
10.16	7760613	95.37
10.74	10336093	173.68
11.31	5852020	85.87

(+) = Expected Retention Time

Signal #1 : Z:\DATA\070403_A\PCB6964.D\ECD1A.CH Vial: 6
 Signal #2 : Z:\DATA\070403_A\PCB6964.D\ECD2B.CH
 Acq On : 4-3-2007 01:41:35 PM Operator: SLC
 Sample : 580-5453-C-9-F MSD Inst : sea034
 Misc : BT=SEA03417227 Multiplr: 1.00
 IntFile Signal #1: EVENTS.E IntFile Signal #2: EVENTS2.E
 Quant Time: Apr 3 15:34 2007 Quant Results File: 1660_8082_070319.RES

Method : Z:\METHODS\1660_8082_070319.M (Chemstation Integrator)
 Title : PCBs by USEPA Method 8082
 Last Update : Tue Mar 20 09:27:49 2007
 Response via : Multiple Level Calibration



(3) PCB-1016 Peak 2 #2 (L3)

R.T.	Response	Conc
9.00	10416607	83.54
9.76	5226291	84.66
9.96	4441945	84.67
10.30	4853385	79.93

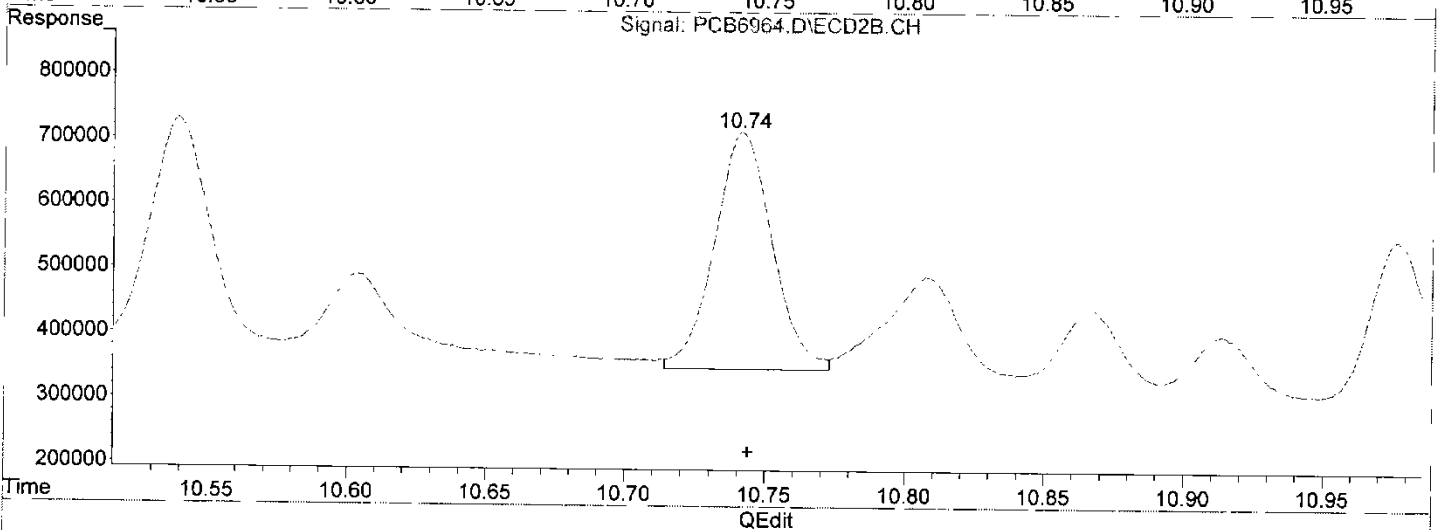
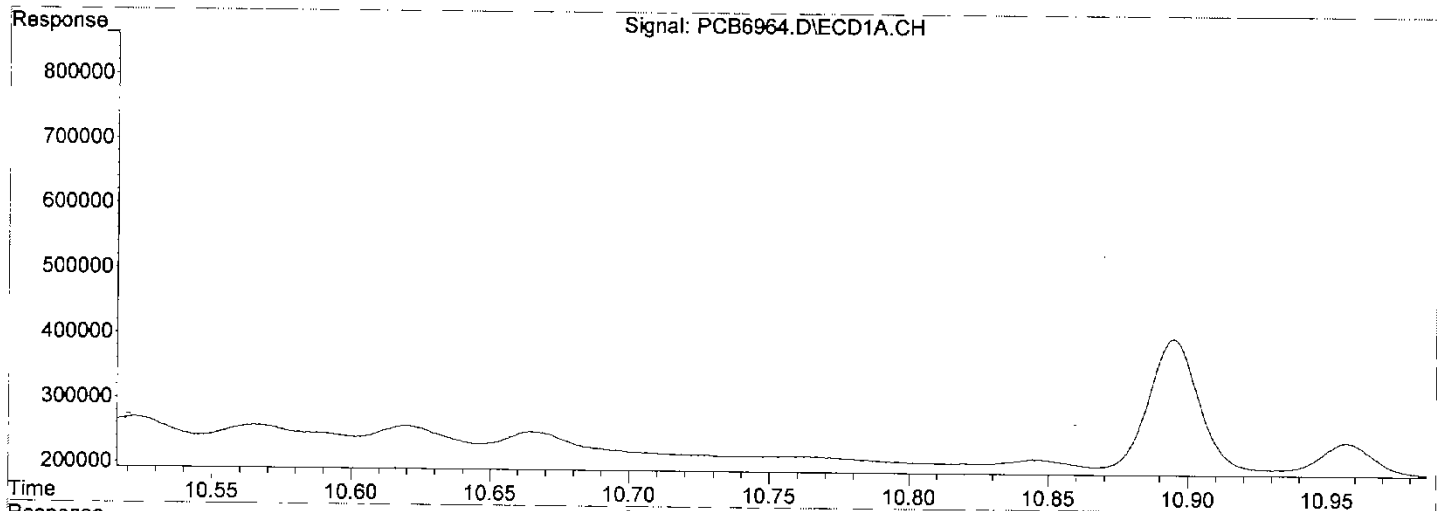
(3) PCB-1016 Peak 2 #2 (L3)

R.T.	Response	Conc
10.07	9145484	90.67
10.16	15120246	193.01
10.74	10336093	173.68
11.31	5852020	85.87

(+) = Expected Retention Time

Signal #1 : Z:\DATA\070403_A\PCB6964.D\ECD1A.CH Vial: 6
 Signal #2 : Z:\DATA\070403_A\PCB6964.D\ECD2B.CH
 Acq On : 4-3-2007 01:41:35 PM Operator: SLC
 Sample : 580-5453-C-9-F MSD Inst : sea034
 Misc : BT=SEA03417227 Multiplr: 1.00
 IntFile Signal #1: EVENTS.E IntFile Signal #2: EVENTS2.E
 Quant Time: Apr 3 15:34 2007 Quant Results File: 1660_8082_070319.RES

Method : Z:\METHODS\1660_8082_070319.M (Chemstation Integrator)
 Title : PCBs by USEPA Method 8082
 Last Update : Tue Mar 20 09:27:49 2007
 Response via : Multiple Level Calibration



(5) PCB-1016 Peak 4 #2 (L3)
 R.T. Response Conc
 9.96 4441945 84.67
 10.30 4853385 79.93

(5) PCB-1016 Peak 4 #2 (L3)
 R.T. Response Conc
 10.74 5266863 85.82
 11.31 5852020 85.87

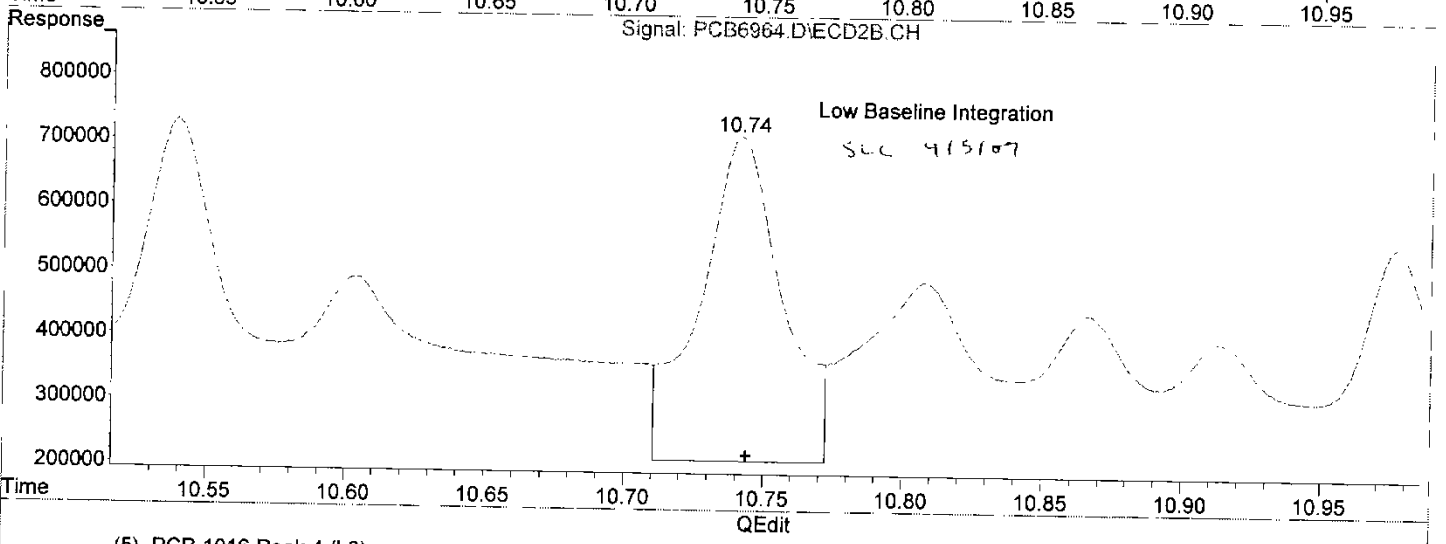
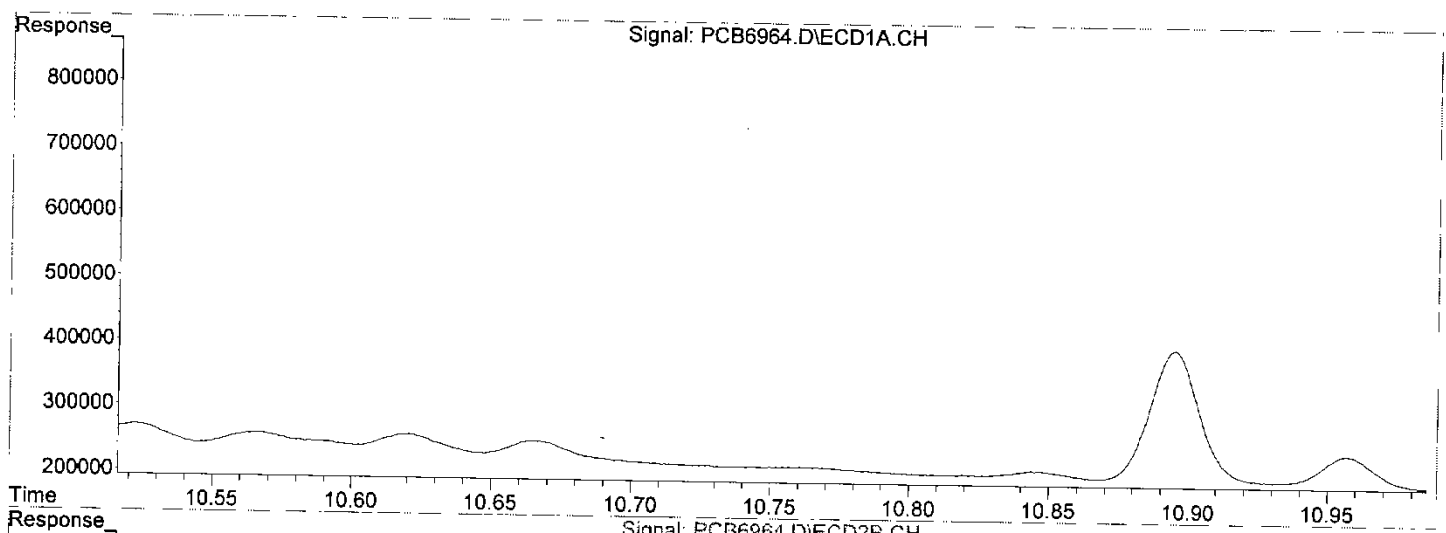
(+) = Expected Retention Time

Signal #1 : Z:\DATA\070403_A\PCB6964.D\ECD1A.CH
Signal #2 : Z:\DATA\070403_A\PCB6964.D\ECD2B.CH
Acq On : 4-3-2007 01:41:35 PM
Sample : 580-5453-C-9-F MSD
Misc : BT=SEA03417227

Vial: 6
Operator: SLC
Inst : sea034
Multiplr: 1.00

IntFile Signal #1: EVENTS.E IntFile Signal #2: EVENTS2.E
Quant Time: Apr 3 15:34 2007 Quant Results File: 1660_8082_070319.RES

Method : Z:\METHODS\1660_8082_070319.M (Chemstation Integrator)
Title : PCBs by USEPA Method 8082
Last Update : Tue Mar 20 09:27:49 2007
Response via : Multiple Level Calibration



(5) PCB-1016 Peak 4 (L3)
R.T. Response Conc
9.96 4441945 84.67
10.30 4853385 79.93

(5) PCB-1016 Peak 4 #2 (L3)
R.T. Response Conc
10.74 10336093 173.68
11.31 5852020 85.87

(+) = Expected Retention Time

Signal #1 : Z:\DATA\070403_A\PCB6964.D\ECD1A.CH Vial: 6
 Signal #2 : Z:\DATA\070403_A\PCB6964.D\ECD2B.CH
 Acq On : 4-3-2007 01:41:35 PM Operator: SLC
 Sample : 580-5453-C-9-F MSD Inst : sea034
 Misc : BT=SEA03417227 Multiplr: 1.00
 IntFile Signal #1: EVENTS.E IntFile Signal #2: EVENTS2.E
 Quant Time: Apr 03 15:34:58 2007 Quant Results File: 1660_8082_070319.RES

Quant Method : Z:\METHODS\1660_8082_070319.M (Chemstation Integrator)
 Title : PCBs by USEPA Method 8082
 Last Update : Tue Mar 20 09:27:49 2007
 Response via : Initial Calibration
 DataAcq Meth : PCBSLOW.M

Volume Inj. :
 Signal #1 Phase : Signal #2 Phase:
 Signal #1 Info : Signal #2 Info :

Compound	RT#1	RT#2	Resp#1	Resp#2	ug/L	ug/L
----------	------	------	--------	--------	------	------

System Monitoring Compounds

1) S	Tetrachloro-m-xy	6.92	8.24f	49927283	55101292	19.408	17.955
	Spiked Amount	20.000					
				Recovery	=	97.04%	89.77%
14) S	Decachlorobiphen	14.54	15.85	29427923	35096058	15.620	17.614
	Spiked Amount	20.000					
				Recovery	=	78.10%	88.07%

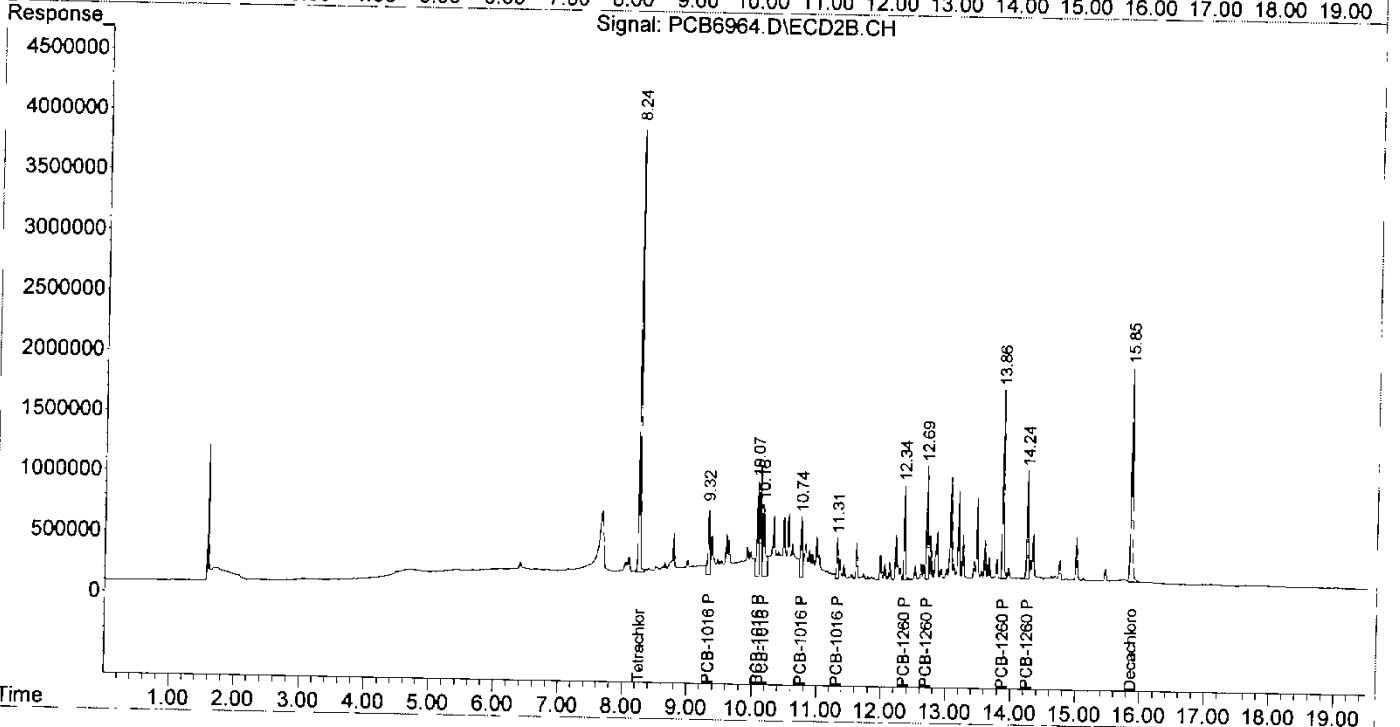
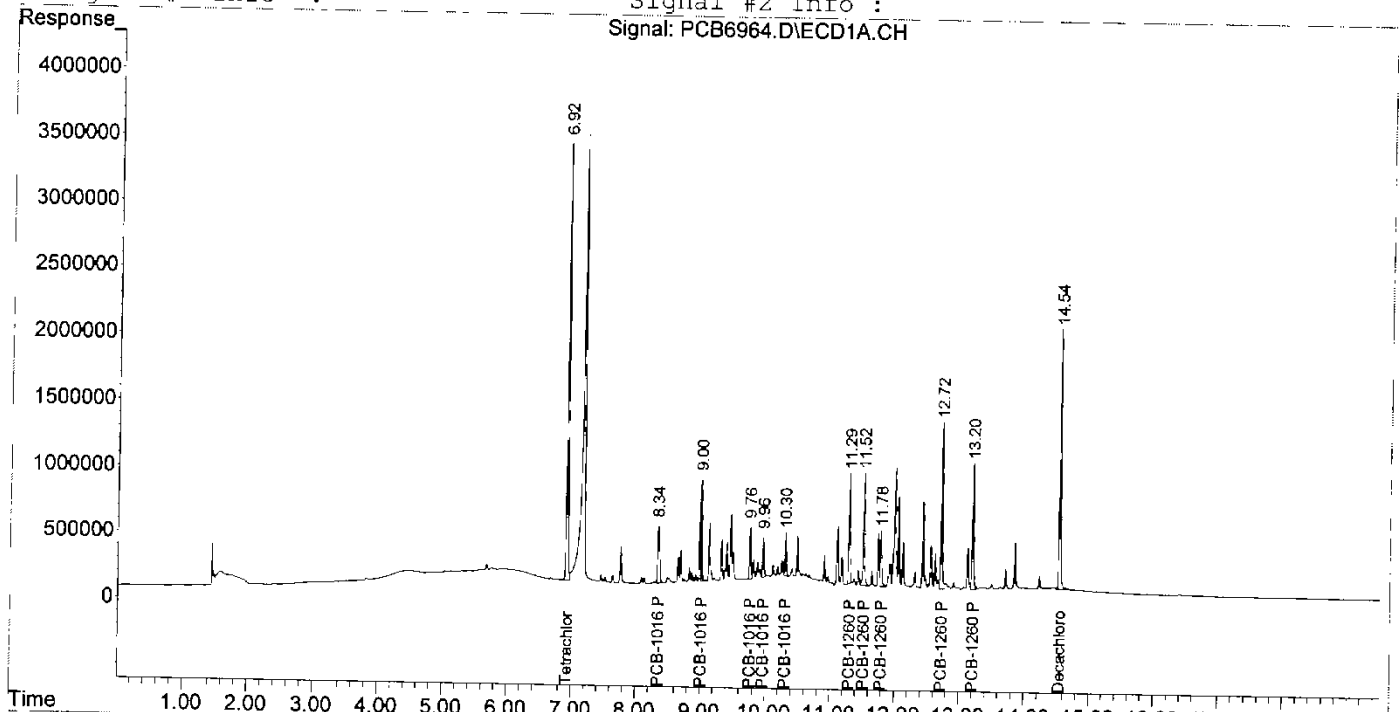
Target Compounds

2) L3	PCB-1016 Peak 1	8.34	9.32	8589254	9061721	93.191	136.629 #
3) L3	PCB-1016 Peak 2	9.00	10.07	10416607	14040766	83.538	139.205 #
4) L3	PCB-1016 Peak 3	9.76	10.16	5226291	15120246	84.658	193.012 #
5) L3	PCB-1016 Peak 4	9.96	10.74	4441945	10336093	84.666	173.681 #
6) L3	PCB-1016 Peak 5	10.30	11.31	4853385	5852020	79.930	85.870
7) L3	PCB-1016 - Total	0.00	0.00	33527483	54410845	85.750m	137.995m#
8) L4	PCB-1260 Peak 1	11.29	12.34f	11289731	11375913	98.974	87.404
9) L4	PCB-1260 Peak 2	11.52	12.34	12834937	11375913	84.915	89.967
10) L4	PCB-1260 Peak 3	11.78	12.69	7111392	13553811	80.879	97.105
11) L4	PCB-1260 Peak 4	12.72	13.86f	18792149	23289068	85.942	107.263
12) L4	PCB-1260 Peak 5	13.20	14.24	15129567	13762525	89.541	108.475
13) L4	PCB-1260 - Total	0.00	0.00	65157776	73357230	87.383m	97.617m

Signal #1 : Z:\DATA\070403_A\PCB6964.D\ECD1A.CH Vial: 6
 Signal #2 : Z:\DATA\070403_A\PCB6964.D\ECD2B.CH
 Acq On : 4-3-2007 01:41:35 PM Operator: SLC
 Sample : 580-5453-C-9-F MSD Inst : sea034
 Misc : BT=SEA03417227 Multiplr: 1.00
 IntFile Signal #1: EVENTS.E IntFile Signal #2: EVENTS2.E
 Quant Time: Apr 3 15:34 2007 Quant Results File: 1660_8082_070319.RES

Quant Method : Z:\METHODS\1660_8082_070319.M (Chemstation Integrator)
 Title : PCBs by USEPA Method 8082
 Last Update : Tue Mar 20 09:27:49 2007
 Response via : Multiple Level Calibration
 DataAcq Meth : PCB SLOW.M

Volume Inj. :
 Signal #1 Phase : Signal #2 Phase:
 Signal #1 Info : Signal #2 Info :



LABORATORY WORKSHEETS

Solid SW-846-3500 Analysis Sheet

(To Accompany Samples to Instruments)

Batch Number: 580-17227

Analyst: Chambers, Stephen L

Batch Open: 4/3/2007 8:27:58AM

Method Code: 580-3550B_LL-580

Batch End:

Ultrasonic Extraction (Low Level)

Input Sample Lab ID (Analytical Method)	SDG	Initial Amount	Final Amount	Due Date	Analytical TAT	Div Rank	Comments	Output Sample Lab ID
1 MB-580-17227/1 N/A	N/A	10 g	10 mL	N/A	N/A	N/A	3660B	MB-580-17227-1-A
2 LCS-580-17227/2 N/A	N/A	10 g	10 mL	N/A	N/A	N/A	3660B	LCS-580-17227-2-A
3 LCSD-580-17227/3 N/A	N/A	10 g	10 mL	N/A	N/A	N/A	3660B	LCSD-580-17227-3-A
4 580-5453-C-9 (8082)	N/A	10.0463 g	10 mL	4/12/07	8_Days - R	2		580-5453-C-9-D
5 580-5453-C-9-MS (8082)	N/A	10.4429 g	10 mL	4/12/07	8_Days - R	2		580-5453-C-9-E
6 580-5453-C-9-MSD (8082)	N/A	10.5788 g	10 mL	4/12/07	8_Days - R	2		580-5453-C-9-F
7 580-5372-A-3 (8082)	N/A	10.5124 g	10 mL	4/10/07	13_Days - E	4	3660B	580-5372-A-3-A
8 580-5385-B-11 (8082)	N/A	10.0655 g	10 mL	4/4/07	8_Days - R	4	3660B	580-5385-B-11-B
9 580-5385-B-12 (8082)	N/A	10.4264 g	10 mL	4/11/07	13_Days - E	4	3660B	580-5385-B-12-A
10 580-5404-A-13 (8082)	N/A	10.8750 g	10 mL	4/12/07	13_Days - E	4	3660B	580-5404-A-13-A
11 580-5404-A-14 (8082)	N/A	10.7231 g	10 mL	4/12/07	13_Days - E	4	3660B	580-5404-A-14-A

Solid SW-846-3500 Analysis Sheet

(To Accompany Samples to Instruments)

Batch Number: 580-17227

Analyst: Chambers, Stephen L

Batch Open: 4/3/2007 8:27:58AM

Method Code: 580-3550B_LL-580

Batch End:

Batch Notes	
Batch Comment	sea203
Person's name who did the concentration	
Vendor lot number	
Prep Solvent Volume Used	
Person's name who witnessed reagent drop	
Solvent	Hexanes
Vendor of Reagent used	J.T. Baker

Solid SW-846-3500 Analysis Sheet

(To Accompany Samples to Instruments)

Batch Number: 580-17227

Analyst: Chambers, Stephen L

Batch Open: 4/3/2007 8:27:58AM

Method Code: 580-3550B_LL-580

Batch End:

Comments

580-5453-C-9 Method Comments: Needs RL of 18 ug/kg
580-5453-C-9~MS Method Comments: Needs RL of 18 ug/kg
580-5453-C-9~MSD Method Comments: Needs RL of 18 ug/kg
Login Comments for Job 5372: PND07-9 4oz soil jar rcvd broken...
PHD07-9 Methanol preserved sample in non pretared jar...
580-5372-A-3 Method Comments: Needs RL below 5 mg/kg
580-5385-B-11 Method Comments: Needs RL of 5 mg/kg
580-5385-B-12 Method Comments: Needs RL of 5 mg/kg
580-5404-A-13 Method Comments: Needs RL of 5 mg/kg
580-5404-A-14 Method Comments: Needs RL of 5 mg/kg

Solid SW-846-3500 Analysis Sheet

(To Accompany Samples to Instruments)

Batch Number: 580-17227

Analyst: Chambers, Stephen L

Batch Open: 4/3/2007 8:27:58AM

Method Code: 580-3550B_LL-580

Batch End:

Reagent Additions Worksheet

Lab ID	Reagent Code	Amount Added	Final Amount	By	Witness
MB 580-17227/1	PCBLLSSurr	100 uL	10 mL		
LCS 580-17227/2	PCBLLSSpk_00001	100 uL	10 mL		
LCS 580-17227/2	PCBLLSSurr	100 uL	10 mL		
LCSD 580-17227/3	PCBLLSSpk_00001	100 uL	10 mL		
LCSD 580-17227/3	PCBLLSSurr	100 uL	10 mL		
580-5453-C-9	PCBLLSSurr	100 uL	10 mL		
580-5453-C-9 MS	PCBLLSSpk_00001	100 uL	10 mL		
580-5453-C-9 MS	PCBLLSSurr	100 uL	10 mL		
580-5453-C-9 MSD	PCBLLSSpk_00001	100 uL	10 mL		
580-5453-C-9 MSD	PCBLLSSurr	100 uL	10 mL		
580-5372-A-3	PCBLLSSurr	100 uL	10 mL		
580-5385-B-11	PCBLLSSurr	100 uL	10 mL		
580-5385-B-12	PCBLLSSurr	100 uL	10 mL		
580-5404-A-13	PCBLLSSurr	100 uL	10 mL		
580-5404-A-14	PCBLLSSurr	100 uL	10 mL		

Solid SW-846-3500 Analysis Sheet

(To Accompany Samples to Instruments)

Batch Number: 580-17227

Analyst: Chambers, Stephen L

Batch Open: 4/3/2007 8:27:58AM

Method Code: 580-3550B_LL-580

Batch End:

Other Reagents:		
Reagent	Amount/Units	Lot#:

Solid SW-846-3500 Analysis Sheet

(To Accompany Samples to Instruments)

Batch Number: 580-17286

Batch Open: 4/3/2007 11:43:00AM

Method Code: 580-8082-580

Batch End:

Polychlorinated Biphenyls (PCBs) by Gas Chromatography

Input Sample Lab ID (Analytical Method)	SDG	Initial Amount	Final Amount	Due Date	Analytical TAT	Div Rank	Comments	Output Sample Lab ID
1 MB-580-17227/1-AA N/A	N/A			N/A	N/A	N/A		
2 LCSD-580-17227/3-AA N/A	N/A			N/A	N/A	N/A		
3 580-5453-C-9-D (8082)	N/A			4/10/07	13_Days - E	4		
3 580-5453-C-9-D (8082)	N/A			4/4/07	8_Days - R	4		
3 580-5453-C-9-D (8082)	N/A			4/12/07	13_Days - E	4		
3 580-5453-C-9-D (8082)	N/A			4/12/07	8_Days - R	2		
4 580-5453-C-9-E-MS (8082)	N/A			4/10/07	13_Days - E	4		
4 580-5453-C-9-E-MS (8082)	N/A			4/4/07	8_Days - R	4		
4 580-5453-C-9-E-MS (8082)	N/A			4/12/07	13_Days - E	4		
4 580-5453-C-9-E-MS (8082)	N/A			4/12/07	8_Days - R	2		
5 580-5453-C-9-F-MSD (8082)	N/A			4/10/07	13_Days - E	4		
5 580-5453-C-9-F-MSD (8082)	N/A			4/4/07	8_Days - R	4		
5 580-5453-C-9-F-MSD (8082)	N/A			4/12/07	13_Days - E	4		
5 580-5453-C-9-F-MSD (8082)	N/A			4/12/07	8_Days - R	2		
6 LCS-580-17227/2-AA N/A	N/A			N/A	N/A	N/A		

Solid SW-846-3500 Analysis Sheet

(To Accompany Samples to Instruments)

Batch Number: 580-17286

Batch Open: 4/3/2007 11:43:00AM

Method Code: 580-8082-580

Batch End:

7	580-5385-B-11-B (8082)	N/A		4/4/07	8_Days - R	4	
8	580-5385-B-12-A (8082)	N/A		4/11/07	13_Days - E	4	
9	580-5372-A-3-A (8082)	N/A		4/10/07	13_Days - E	4	
10	580-5404-A-13-A (8082)	N/A		4/12/07	13_Days - E	4	
11	580-5404-A-14-A (8082)	N/A		4/12/07	13_Days - E	4	

Batch Notes

Batch Comment

Solid SW-846-3500 Analysis Sheet

(To Accompany Samples to Instruments)

Batch Number: 580-17286

Batch Open: 4/3/2007 11:43:00AM

Method Code: 580-8082-580

Batch End:

Comments

Login Comments for Job 5372: PND07-9 4oz soil jar rcvd broken...
PHD07-9 Methanol preserved sample in non pretared jar...

580-5453-C-9-D

Method Comments: Needs RL below 5 mg/kg

580-5453-C-9-D

Method Comments: Needs RL of 5 mg/kg

580-5453-C-9-D

Method Comments: Needs RL of 5 mg/kg

580-5453-C-9-D

Method Comments: Needs RL of 18 ug/kg

580-5453-C-9-E~MS

Method Comments: Needs RL below 5 mg/kg

580-5453-C-9-E~MS

Method Comments: Needs RL of 5 mg/kg

580-5453-C-9-E~MS

Method Comments: Needs RL of 5 mg/kg

580-5453-C-9-E~MS

Method Comments: Needs RL of 18 ug/kg

580-5453-C-9-F~MSD

Method Comments: Needs RL below 5 mg/kg

580-5453-C-9-F~MSD

Method Comments: Needs RL of 5 mg/kg

580-5453-C-9-F~MSD

Method Comments: Needs RL of 5 mg/kg

580-5453-C-9-F~MSD

Method Comments: Needs RL of 18 ug/kg

580-5385-B-11-B

Method Comments: Needs RL of 5 mg/kg

580-5385-B-12-A

Method Comments: Needs RL of 5 mg/kg

580-5372-A-3-A

Method Comments: Needs RL below 5 mg/kg

580-5404-A-13-A

Method Comments: Needs RL of 5 mg/kg

580-5404-A-14-A

Method Comments: Needs RL of 5 mg/kg

Solid SW-846-3500 Analysis Sheet

(To Accompany Samples to Instruments)

Batch Number: 580-17286

Method Code: 580-8082-580

Batch Open: 4/3/2007 11:43:00AM

Batch End:

Solid SW-846-3500 Analysis Sheet

(To Accompany Samples to Instruments)

Batch Number: 580-17286

Method Code: 580-8082-580

Batch Open: 4/3/2007 11:43:00AM

Batch End:

Reagent Additions Worksheet

Lab ID	Reagent Code	Amount Added	Final Amount	By	Witness

Other Reagents:

Reagent

Amount/Units

Lot#:

TOTAL METALS DATA PACKAGE

Sequence No.: 1

Sample ID: Calib Blank 1

Analyst:

Sample Wt:

Dilution:

Autosampler Location: 1

Date Collected: 4/6/2007 11:32:14 AM

Sample Prep Volume:

Data Type: Reprocessed on 4/6/2007 4:35:18 PM,

Mean Data: Calib Blank 1

Analyte	Mean Corrected		RSD	Calib	
	Intensity	Std.Dev.		Conc.	Units
Lu 261.542	572864.6	8448.11	1.47%	100.2	%
Sc 361.383	1041152.9	15570.50	1.50%	100.4	%
As 188.979†	9.5	2.26	23.89%	[0.00]	mg/L
Cd 226.502†	330.4	4.59	1.39%	[0.00]	mg/L
Cr 267.716†	259.7	14.68	5.65%	[0.00]	mg/L
Pb 220.353†	164.4	6.21	3.78%	[0.00]	mg/L
Se 196.026†	12.0	4.96	41.23%	[0.00]	mg/L
Ag 328.068†	-530.0	102.30	19.30%	[0.00]	mg/L
Cu 327.393†	-567.1	88.62	15.63%	[0.00]	mg/L
Ni 231.604†	-192.4	3.50	1.82%	[0.00]	mg/L
Zn 206.200†	351.3	9.46	2.69%	[0.00]	mg/L
Sb 206.836†	-76.7	2.02	2.63%	[0.00]	mg/L
Fe 273.955†	1300.8	25.38	1.95%	[0.00]	mg/L
Mg 279.077†	-0.2	1.00	569.18%	[0.00]	mg/L
Mo 202.031†	0.4	3.36	751.22%	[0.00]	mg/L

Sequence No.: 2

Sample ID: Low Standard

Analyst:

Sample Wt:

Dilution:

Autosampler Location: 2

Date Collected: 4/6/2007 11:37:14 AM

Sample Prep Volume:

Data Type: Reprocessed on 4/6/2007 4:35:19 PM,

Mean Data: Low Standard

Analyte	Mean Corrected		RSD	Calib	
	Intensity	Std.Dev.		Conc.	Units
Lu 261.542	579773.9	7794.31	1.34%	101.4	%
Sc 361.383	1043397.8	15226.19	1.46%	100.6	%
As 188.979†	1960.5	30.54	1.56%	[1.00]	mg/L
Cd 226.502†	35050.5	94.45	0.27%	[0.20]	mg/L
Cr 267.716†	25819.1	40.22	0.16%	[0.20]	mg/L
Pb 220.353†	5878.7	88.95	1.51%	[0.50]	mg/L
Se 196.026†	2326.5	32.88	1.41%	[1.00]	mg/L
Ag 328.068†	55172.6	166.21	0.30%	[0.200]	mg/L
Cu 327.393†	27925.0	114.85	0.41%	[0.20]	mg/L
Ni 231.604†	11709.5	170.19	1.45%	[0.20]	mg/L
Zn 206.200†	10136.1	169.21	1.67%	[0.20]	mg/L
Sb 206.836†	4176.1	57.95	1.39%	[1.00]	mg/L
Fe 273.955†	65706.8	146.25	0.22%	[2.00]	mg/L
Mg 279.077†	312.7	5.18	1.66%	[4.00]	mg/L
Mo 202.031†	2602.1	38.95	1.50%	[0.20]	mg/L

Sequence No.: 3

Sample ID: Medium Standard

Analyst:

Sample Wt:

Dilution:

Autosampler Location: 3

Date Collected: 4/6/2007 11:42:18 AM

Sample Prep Volume:

Data Type: Reprocessed on 4/6/2007 4:35:19 PM,

Mean Data: Medium Standard

Analyte	Mean Corrected		RSD	Calib	
	Intensity	Std.Dev.		Conc.	Units
Lu 261.542	579940.3	11264.12	1.94%	101.5	%
Sc 361.383	1062824.2	19492.04	1.83%	102.5	%
As 188.979†	9951.0	120.59	1.21%	[5.00]	mg/L
Cd 226.502†	173485.8	2162.64	1.25%	[1.00]	mg/L
Cr 267.716†	134061.7	1577.52	1.18%	[1.00]	mg/L

Pb 220.353†	29594.7	372.10	1.26%	[2.50]	mg/L
Se 196.026†	11694.0	211.29	1.81%	[5.00]	mg/L
Ag 328.068†	276833.9	3068.59	1.11%	[1.00]	mg/L
Cu 327.393†	144806.0	1652.36	1.14%	[1.00]	mg/L
Ni 231.604†	59893.7	747.12	1.25%	[1.00]	mg/L
Zn 206.200†	52471.3	729.45	1.39%	[1.00]	mg/L
Sb 206.836†	21865.0	276.02	1.26%	[5.00]	mg/L
Fe 273.955†	341338.1	4172.02	1.22%	[10.0]	mg/L
Mg 279.077†	1664.4	31.76	1.91%	[20.0]	mg/L
Mo 202.031†	13552.1	92.72	0.68%	[1.00]	mg/L

Sequence No.: 4

Sample ID: High Standard

Analyst: RB

Sample Wt:

Dilution:

Autosampler Location: 4

Date Collected: 4/6/2007 11:46:26 AM

Sample Prep Volume:

Data Type: Reprocessed on 4/6/2007 4:35:20 PM,

Mean Data: High Standard

Analyte	Mean Corrected Intensity	Std.Dev.	RSD	Calib Conc.	Units
Lu 261.542	581542.7	2921.43	0.50%	101.7	%
Sc 361.383	1119391.8	9917.22	0.89%	107.9	%
As 188.979†	19749.8	254.39	1.29%	[10.00]	mg/L
Cd 226.502†	341585.7	1163.69	0.34%	[2.00]	mg/L
Cr 267.716†	266276.9	832.61	0.31%	[2.00]	mg/L
Pb 220.353†	58300.5	689.51	1.18%	[5.00]	mg/L
Se 196.026†	23050.3	203.51	0.88%	[10.0]	mg/L
Ag 328.068†	550795.1	1707.50	0.31%	[2.00]	mg/L
Cu 327.393†	288633.9	1095.02	0.38%	[2.00]	mg/L
Ni 231.604†	117162.1	1345.07	1.15%	[2.00]	mg/L
Zn 206.200†	102541.7	1085.95	1.06%	[2.00]	mg/L
Sb 206.836†	43316.9	544.93	1.26%	[10.0]	mg/L
Fe 273.955†	671548.2	1487.27	0.22%	[20.0]	mg/L
Mg 279.077†	3369.5	50.25	1.49%	[40.0]	mg/L
Mo 202.031†	26727.7	262.14	0.98%	[2.00]	mg/L

Sequence No.: 5

Sample ID: Rinse

Analyst:

Sample Wt:

Dilution:

Autosampler Location: 0

Date Collected: 4/6/2007 11:49:38 AM

Sample Prep Volume:

Data Type: Reprocessed on 4/6/2007 4:35:20 PM,

Mean Data: Rinse

Analyte	Mean Corrected Intensity	Conc. Units	Std.Dev.	Calib Conc. Units	Sample Conc. Units	Std.Dev.	RSD
Lu 261.542	571714.2	100.0 %	0.83				0.83%
Sc 361.383	1038277.0	100.1 %	1.04				1.04%
As 188.979†	7.6	0.0038 mg/L	0.00243	0.0038 mg/L	0.0038 mg/L	0.00243	63.69%
QC value within limits for As 188.979 Recovery = Not calculated							
Cd 226.502†	154.7	0.0009 mg/L	0.00012	0.0009 mg/L	0.0009 mg/L	0.00012	13.61%
QC value within limits for Cd 226.502 Recovery = Not calculated							
Cr 267.716†	162.0	0.0012 mg/L	0.00018	0.0012 mg/L	0.0012 mg/L	0.00018	15.15%
QC value within limits for Cr 267.716 Recovery = Not calculated							
Pb 220.353†	117.9	0.0101 mg/L	0.00059	0.0101 mg/L	0.0101 mg/L	0.00059	5.87%
QC value within limits for Pb 220.353 Recovery = Not calculated							
Se 196.026†	7.6	0.0033 mg/L	0.00111	0.0033 mg/L	0.0033 mg/L	0.00111	33.77%
QC value within limits for Se 196.026 Recovery = Not calculated							
Ag 328.068†	293.2	0.0011 mg/L	0.00035	0.0011 mg/L	0.0011 mg/L	0.00035	32.53%
QC value within limits for Ag 328.068 Recovery = Not calculated							
Cu 327.393†	1017.9	0.0071 mg/L	0.00052	0.0071 mg/L	0.0071 mg/L	0.00052	7.41%
QC value within limits for Cu 327.393 Recovery = Not calculated							
Ni 231.604†	82.1	0.0014 mg/L	0.00031	0.0014 mg/L	0.0014 mg/L	0.00031	21.95%
QC value within limits for Ni 231.604 Recovery = Not calculated							
Zn 206.200†	289.0	0.0056 mg/L	0.00080	0.0056 mg/L	0.0056 mg/L	0.00080	14.32%
QC value within limits for Zn 206.200 Recovery = Not calculated							
Sb 206.836†	15.8	0.0037 mg/L	0.00090	0.0037 mg/L	0.0037 mg/L	0.00090	24.51%
QC value within limits for Sb 206.836 Recovery = Not calculated							

Fe 273.955+ -108.4 -0.0032 mg/L 0.00358 -0.0032 mg/L 0.00358 111.25%
 QC value within limits for Fe 273.955 Recovery = Not calculated
 Mg 279.077+ 0.9 0.0104 mg/L 0.05906 0.0104 mg/L 0.05906 568.40%
 QC value within limits for Mg 279.077 Recovery = Not calculated
 Mo 202.031+ 11.8 0.0009 mg/L 0.00016 0.0009 mg/L 0.00016 17.78%
 QC value within limits for Mo 202.031 Recovery = Not calculated
 All analytes passed QC.

Sequence No.: 6

Sample ID: ICB

Analyst: *RS*

Sample Wt:

Dilution:

Autosampler Location: 1

Date Collected: 4/6/2007 11:53:26 AM

Sample Prep Volume:

Data Type: Reprocessed on 4/6/2007 4:35:20 PM,

Mean Data: ICB

Analyte	Mean Corrected		Calib		Sample		RSD
	Intensity	Conc. Units	Std.Dev.	Conc. Units	Std.Dev.		
Lu 261.542	571264.1	99.95 %	0.991			0.99%	
Sc 361.383	1036007.7	99.90 %	1.048			1.05%	
As 188.979+	-3.3	-0.0017 mg/L	0.00113	-0.0017 mg/L	0.00113	66.97%	
QC value within limits for As 188.979 Recovery = Not calculated							
Cd 226.502+	0.4	0.0000 mg/L	0.00004	0.0000 mg/L	0.00004	>999.9%	
QC value within limits for Cd 226.502 Recovery = Not calculated							
Cr 267.716+	-19.1	-0.0001 mg/L	0.00005	-0.0001 mg/L	0.00005	34.36%	
QC value within limits for Cr 267.716 Recovery = Not calculated							
Pb 220.353+	28.9	0.0025 mg/L	0.00062	0.0025 mg/L	0.00062	24.95%	
QC value within limits for Pb 220.353 Recovery = Not calculated							
Se 196.026+	-3.8	-0.0016 mg/L	0.00164	-0.0016 mg/L	0.00164	99.83%	
QC value within limits for Se 196.026 Recovery = Not calculated							
Ag 328.068+	85.6	0.0003 mg/L	0.00024	0.0003 mg/L	0.00024	78.41%	
QC value within limits for Ag 328.068 Recovery = Not calculated							
Cu 327.393+	406.9	0.0028 mg/L	0.00027	0.0028 mg/L	0.00027	9.68%	
QC value within limits for Cu 327.393 Recovery = Not calculated							
Ni 231.604+	1.3	0.0000 mg/L	0.00013	0.0000 mg/L	0.00013	589.68%	
QC value within limits for Ni 231.604 Recovery = Not calculated							
Zn 206.200+	101.0	0.0020 mg/L	0.00048	0.0020 mg/L	0.00048	24.54%	
QC value within limits for Zn 206.200 Recovery = Not calculated							
Sb 206.836+	-4.3	-0.0010 mg/L	0.00027	-0.0010 mg/L	0.00027	27.27%	
QC value within limits for Sb 206.836 Recovery = Not calculated							
Fe 273.955+	-172.5	-0.0051 mg/L	0.00073	-0.0051 mg/L	0.00073	14.25%	
QC value within limits for Fe 273.955 Recovery = Not calculated							
Mg 279.077+	1.0	0.0121 mg/L	0.02543	0.0121 mg/L	0.02543	210.81%	
QC value within limits for Mg 279.077 Recovery = Not calculated							
Mo 202.031+	1.0	0.0001 mg/L	0.00003	0.0001 mg/L	0.00003	45.24%	
QC value within limits for Mo 202.031 Recovery = Not calculated							
All analytes passed QC.							

Sequence No.: 7

Sample ID: ICV

Analyst:

Sample Wt:

Dilution:

Autosampler Location: 9

Date Collected: 4/6/2007 11:57:29 AM

Sample Prep Volume:

Data Type: Reprocessed on 4/6/2007 4:35:20 PM,

Mean Data: ICV

Analyte	Mean Corrected		Calib		Sample		RSD
	Intensity	Conc. Units	Std.Dev.	Conc. Units	Std.Dev.		
Lu 261.542	579979.7	101.5 %	0.98			0.97%	
Sc 361.383	1083478.9	104.5 %	1.15			1.10%	
As 188.979+	9742.7	4.926 mg/L	0.0202	4.926 mg/L	0.0202	0.41%	
QC value within limits for As 188.979 Recovery = 98.52%							
Cd 226.502+	89566.6	0.5227 mg/L	0.00118	0.5227 mg/L	0.00118	0.23%	
QC value within limits for Cd 226.502 Recovery = 104.53%							
Cr 267.716+	267378.8	2.006 mg/L	0.0013	2.006 mg/L	0.0013	0.06%	
QC value within limits for Cr 267.716 Recovery = 100.30%							
Pb 220.353+	23991.3	2.051 mg/L	0.0060	2.051 mg/L	0.0060	0.29%	
QC value within limits for Pb 220.353 Recovery = 102.56%							
Se 196.026+	22712.1	9.824 mg/L	0.0357	9.824 mg/L	0.0357	0.36%	

QC value within limits for Se 196.026	Recovery = 98.24%					
Ag 328.068†	283920.2	1.030 mg/L	0.0025	1.030 mg/L	0.0025	0.25%
QC value within limits for Ag 328.068	Recovery = 102.99%					
Cu 327.393†	303628.6	2.103 mg/L	0.0037	2.103 mg/L	0.0037	0.18%
QC value within limits for Cu 327.393	Recovery = 105.15%					
Ni 231.604†	127513.1	2.167 mg/L	0.0017	2.167 mg/L	0.0017	0.08%
QC value within limits for Ni 231.604	Recovery = 108.35%					
Zn 206.200†	82222.3	1.596 mg/L	0.0039	1.596 mg/L	0.0039	0.25%
QC value within limits for Zn 206.200	Recovery = 106.43%					
Sb 206.836†	21759.4	5.015 mg/L	0.0059	5.015 mg/L	0.0059	0.12%
QC value within limits for Sb 206.836	Recovery = 100.30%					
Fe 273.955†	349796.0	10.39 mg/L	0.007	10.39 mg/L	0.007	0.07%
QC value within limits for Fe 273.955	Recovery = 103.85%					
Mg 279.077†	850.1	10.12 mg/L	0.086	10.12 mg/L	0.086	0.85%
QC value within limits for Mg 279.077	Recovery = 101.22%					
Mo 202.031†	13435.0	1.003 mg/L	0.0033	1.003 mg/L	0.0033	0.33%
QC value within limits for Mo 202.031	Recovery = 100.27%					

All analytes passed QC.

Sequence No.: 8
 Sample ID: ICV
 Analyst: B
 Sample Wt:
 Dilution:

Autosampler Location: 9
 Date Collected: 4/6/2007 12:01:45 PM
 Sample Prep Volume:
 Data Type: Reprocessed on 4/6/2007 4:35:22 PM,

Mean Data: ICV

Analyte	Mean Corrected Intensity	Calib Conc. Units	Std.Dev.	Sample Conc. Units	Std.Dev.	RSD
Lu 261.542	583308.0	102.1 %	0.19			0.18%
Sc 361.383	1075807.8	103.7 %	0.14			0.13%
As 188.979†	9668.3	4.888 mg/L	0.0556	4.888 mg/L	0.0556	1.14%
QC value within limits for As 188.979	Recovery = 97.76%					
Cd 226.502†	88821.1	0.5183 mg/L	0.00572	0.5183 mg/L	0.00572	1.10%
QC value within limits for Cd 226.502	Recovery = 103.66%					
Cr 267.716†	268548.0	2.015 mg/L	0.0021	2.015 mg/L	0.0021	0.10%
QC value within limits for Cr 267.716	Recovery = 100.74%					
Pb 220.353†	23871.3	2.041 mg/L	0.0221	2.041 mg/L	0.0221	1.08%
QC value within limits for Pb 220.353	Recovery = 102.05%					
Se 196.026†	22581.8	9.768 mg/L	0.1467	9.768 mg/L	0.1467	1.50%
QC value within limits for Se 196.026	Recovery = 97.68%					
Ag 328.068†	284779.3	1.033 mg/L	0.0017	1.033 mg/L	0.0017	0.16%
QC value within limits for Ag 328.068	Recovery = 103.30%					
Cu 327.393†	305135.5	2.113 mg/L	0.0014	2.113 mg/L	0.0014	0.07%
QC value within limits for Cu 327.393	Recovery = 105.67%					
Ni 231.604†	128077.2	2.177 mg/L	0.0005	2.177 mg/L	0.0005	0.02%
QC value within limits for Ni 231.604	Recovery = 108.83%					
Zn 206.200†	81597.0	1.584 mg/L	0.0226	1.584 mg/L	0.0226	1.43%
QC value within limits for Zn 206.200	Recovery = 105.62%					
Sb 206.836†	21583.6	4.975 mg/L	0.0698	4.975 mg/L	0.0698	1.40%
QC value within limits for Sb 206.836	Recovery = 99.49%					
Fe 273.955†	351366.9	10.43 mg/L	0.006	10.43 mg/L	0.006	0.06%
QC value within limits for Fe 273.955	Recovery = 104.32%					
Mg 279.077†	852.1	10.15 mg/L	0.069	10.15 mg/L	0.069	0.68%
QC value within limits for Mg 279.077	Recovery = 101.45%					
Mo 202.031†	13362.1	0.9973 mg/L	0.01259	0.9973 mg/L	0.01259	1.26%
QC value within limits for Mo 202.031	Recovery = 99.73%					

All analytes passed QC.


Sequence No.: 9
 Sample ID: ICB
 Analyst:
 Sample Wt:
 Dilution:

Autosampler Location: 1
 Date Collected: 4/6/2007 12:05:58 PM
 Sample Prep Volume:
 Data Type: Reprocessed on 4/6/2007 4:35:22 PM,

Mean Data: ICB

Analyte	Mean Corrected Intensity	Calib Conc. Units	Std.Dev.	Sample Conc. Units	Std.Dev.	RSD
---------	--------------------------	-------------------	----------	--------------------	----------	-----


Lu 261.542	574287.6	100.5 %	1.48		1.48%
Sc 361.383	1041531.9	100.4 %	1.48		1.48%
As 188.979†	-1.2	-0.0006 mg/L	0.00034	-0.0006 mg/L	0.00034 58.35%
QC value within limits for As 188.979 Recovery = Not calculated					
Cd 226.502†	-3.4	0.0000 mg/L	0.00005	0.0000 mg/L	0.00005 228.90%
QC value within limits for Cd 226.502 Recovery = Not calculated					
Cr 267.716†	59.0	0.0004 mg/L	0.00009	0.0004 mg/L	0.00009 20.91%
QC value within limits for Cr 267.716 Recovery = Not calculated					
Pb 220.353†	20.9	0.0018 mg/L	0.00076	0.0018 mg/L	0.00076 42.36%
QC value within limits for Pb 220.353 Recovery = Not calculated					
Se 196.026†	-0.1	0.0000 mg/L	0.00135	0.0000 mg/L	0.00135 >999.9%
QC value within limits for Se 196.026 Recovery = Not calculated					
Ag 328.068†	-94.0	-0.0003 mg/L	0.00055	-0.0003 mg/L	0.00055 159.97%
QC value within limits for Ag 328.068 Recovery = Not calculated					
Cu 327.393†	294.4	0.0020 mg/L	0.00091	0.0020 mg/L	0.00091 44.44%
QC value within limits for Cu 327.393 Recovery = Not calculated					
Ni 231.604†	17.0	0.0003 mg/L	0.00011	0.0003 mg/L	0.00011 38.39%
QC value within limits for Ni 231.604 Recovery = Not calculated					
Zn 206.200†	169.1	0.0033 mg/L	0.00044	0.0033 mg/L	0.00044 13.44%
QC value within limits for Zn 206.200 Recovery = Not calculated					
Sb 206.836†	-3.0	-0.0007 mg/L	0.00042	-0.0007 mg/L	0.00042 61.63%
QC value within limits for Sb 206.836 Recovery = Not calculated					
Fe 273.955†	-169.8	-0.0050 mg/L	0.00096	-0.0050 mg/L	0.00096 19.08%
QC value within limits for Fe 273.955 Recovery = Not calculated					
Mg 279.077†	0.3	0.0033 mg/L	0.01905	0.0033 mg/L	0.01905 573.45%
QC value within limits for Mg 279.077 Recovery = Not calculated					
Mo 202.031†	0.9	0.0001 mg/L	0.00016	0.0001 mg/L	0.00016 250.74%
QC value within limits for Mo 202.031 Recovery = Not calculated					
All analytes passed QC.					

Sequence No.: 10
 Sample ID: RL-STD
 Analyst: 
 Sample Wt:
 Dilution:

Autosampler Location: 10
 Date Collected: 4/6/2007 12:09:59 PM
 Sample Prep Volume:
 Data Type: Reprocessed on 4/6/2007 4:35:22 PM,

Mean Data: RL-STD

Analyte	Mean Corrected Intensity	Calib Conc.	Units	Std.Dev.	Sample Conc.	Units	Std.Dev.	RSD
Lu 261.542	575279.3	100.6 %		0.74				0.73%
Sc 361.383	1037318.4	100.0 %		0.87				0.87%
As 188.979†	101.6	0.0514 mg/L		0.00107	0.0514 mg/L		0.00107	2.09%
QC value within limits for As 188.979 Recovery = 102.76%								
Cd 226.502†	941.0	0.0055 mg/L		0.00005	0.0055 mg/L		0.00005	0.85%
QC value within limits for Cd 226.502 Recovery = 109.82%								
Cr 267.716†	2960.1	0.0222 mg/L		0.00013	0.0222 mg/L		0.00013	0.60%
QC value within limits for Cr 267.716 Recovery = 111.04%								
Pb 220.353†	261.9	0.0224 mg/L		0.00126	0.0224 mg/L		0.00126	5.61%
QC value within limits for Pb 220.353 Recovery = 111.96%								
Se 196.026†	237.9	0.1029 mg/L		0.00150	0.1029 mg/L		0.00150	1.46%
QC value within limits for Se 196.026 Recovery = 102.88%								
Ag 328.068†	2949.7	0.0107 mg/L		0.00023	0.0107 mg/L		0.00023	2.14%
QC value within limits for Ag 328.068 Recovery = 106.99%								
Cu 327.393†	3404.5	0.0236 mg/L		0.00044	0.0236 mg/L		0.00044	1.88%
QC value within limits for Cu 327.393 Recovery = 117.90%								
Ni 231.604†	1304.2	0.0222 mg/L		0.00027	0.0222 mg/L		0.00027	1.22%
QC value within limits for Ni 231.604 Recovery = 110.82%								
Zn 206.200†	900.4	0.0175 mg/L		0.00036	0.0175 mg/L		0.00036	2.06%
QC value within limits for Zn 206.200 Recovery = 116.54%								
Sb 206.836†	234.1	0.0540 mg/L		0.00109	0.0540 mg/L		0.00109	2.02%
QC value within limits for Sb 206.836 Recovery = 107.90%								
Fe 273.955†	3080.2	0.0914 mg/L		0.00194	0.0914 mg/L		0.00194	2.12%
QC value within limits for Fe 273.955 Recovery = 91.45%								
Mg 279.077†	94.0	1.119 mg/L		0.0124	1.119 mg/L		0.0124	1.10%
QC value within limits for Mg 279.077 Recovery = 101.73%								
Mo 202.031†	145.9	0.0109 mg/L		0.00034	0.0109 mg/L		0.00034	3.08%
QC value within limits for Mo 202.031 Recovery = 108.90%								
All analytes passed QC.								

Sequence No.: 11
 Sample ID: RL-STD
 Analyst: 
 Sample Wt:
 Dilution:

Autosampler Location: 10
 Date Collected: 4/6/2007 12:15:05 PM

Sample Prep Volume:
 Data Type: Reprocessed on 4/6/2007 4:35:23 PM,

Mean Data: RL-STD

Analyte	Mean Corrected Intensity	Calib Conc. Units	Std.Dev.	Sample Conc. Units	Std.Dev.	RSD
Lu 261.542	575345.8	100.7 %	0.38			0.37%
Sc 361.383	1041053.6	100.4 %	0.34			0.34%
As 188.979†	104.6	0.0529 mg/L	0.00145	0.0529 mg/L	0.00145	2.75%
QC value within limits for As 188.979 Recovery = 105.77%						
Cd 226.502†	945.4	0.0055 mg/L	0.00007	0.0055 mg/L	0.00007	1.26%
QC value within limits for Cd 226.502 Recovery = 110.33%						
Cr 267.716†	2934.9	0.0220 mg/L	0.00001	0.0220 mg/L	0.00001	0.06%
QC value within limits for Cr 267.716 Recovery = 110.10%						
Pb 220.353†	252.7	0.0216 mg/L	0.00028	0.0216 mg/L	0.00028	1.29%
QC value within limits for Pb 220.353 Recovery = 108.02%						
Se 196.026†	238.8	0.1033 mg/L	0.00036	0.1033 mg/L	0.00036	0.34%
QC value within limits for Se 196.026 Recovery = 103.30%						
Ag 328.068†	2969.6	0.0108 mg/L	0.00042	0.0108 mg/L	0.00042	3.86%
QC value within limits for Ag 328.068 Recovery = 107.72%						
Cu 327.393†	3072.0	0.0213 mg/L	0.00075	0.0213 mg/L	0.00075	3.51%
QC value within limits for Cu 327.393 Recovery = 106.39%						
Ni 231.604†	1299.8	0.0221 mg/L	0.00020	0.0221 mg/L	0.00020	0.88%
QC value within limits for Ni 231.604 Recovery = 110.45%						
Zn 206.200†	802.1	0.0156 mg/L	0.00026	0.0156 mg/L	0.00026	1.64%
QC value within limits for Zn 206.200 Recovery = 103.82%						
Sb 206.836†	233.3	0.0538 mg/L	0.00057	0.0538 mg/L	0.00057	1.07%
QC value within limits for Sb 206.836 Recovery = 107.53%						
Fe 273.955†	3154.1	0.0936 mg/L	0.00540	0.0936 mg/L	0.00540	5.76%
QC value within limits for Fe 273.955 Recovery = 93.64%						
Mg 279.077†	92.9	1.106 mg/L	0.0282	1.106 mg/L	0.0282	2.55%
QC value within limits for Mg 279.077 Recovery = 100.53%						
Mo 202.031†	148.7	0.0111 mg/L	0.00021	0.0111 mg/L	0.00021	1.89%
QC value within limits for Mo 202.031 Recovery = 111.01%						
All analytes passed QC.						

Sequence No.: 12
 Sample ID: HIGH-STD
 Analyst:
 Sample Wt:
 Dilution:

Autosampler Location: 4
 Date Collected: 4/6/2007 12:20:08 PM

Sample Prep Volume:
 Data Type: Reprocessed on 4/6/2007 4:35:24 PM,

Mean Data: HIGH-STD

Analyte	Mean Corrected Intensity	Calib Conc. Units	Std.Dev.	Sample Conc. Units	Std.Dev.	RSD
Lu 261.542	576123.4	100.8 %	0.49			0.49%
Sc 361.383	1102603.0	106.3 %	0.77			0.72%
As 188.979†	19701.4	9.961 mg/L	0.0344	9.961 mg/L	0.0344	0.34%
QC value within limits for As 188.979 Recovery = 99.61%						
Cd 226.502†	340769.4	1.989 mg/L	0.0023	1.989 mg/L	0.0023	0.12%
QC value within limits for Cd 226.502 Recovery = 99.43%						
Cr 267.716†	266250.8	1.998 mg/L	0.0022	1.998 mg/L	0.0022	0.11%
QC value within limits for Cr 267.716 Recovery = 99.88%						
Pb 220.353†	58193.6	4.975 mg/L	0.0093	4.975 mg/L	0.0093	0.19%
QC value within limits for Pb 220.353 Recovery = 99.51%						
Se 196.026†	23035.5	9.964 mg/L	0.0310	9.964 mg/L	0.0310	0.31%
QC value within limits for Se 196.026 Recovery = 99.64%						
Ag 328.068†	550043.1	1.995 mg/L	0.0018	1.995 mg/L	0.0018	0.09%
QC value within limits for Ag 328.068 Recovery = 99.76%						
Cu 327.393†	287948.4	1.994 mg/L	0.0019	1.994 mg/L	0.0019	0.09%
QC value within limits for Cu 327.393 Recovery = 99.72%						
Ni 231.604†	117185.6	1.992 mg/L	0.0049	1.992 mg/L	0.0049	0.25%
QC value within limits for Ni 231.604 Recovery = 99.58%						
Zn 206.200†	101992.0	1.980 mg/L	0.0040	1.980 mg/L	0.0040	0.20%

QC value within limits for Zn 206.200 Recovery = 99.01%
 Sb 206.836† 43344.9 9.990 mg/L 0.0313 9.990 mg/L 0.0313 0.31%
 QC value within limits for Sb 206.836 Recovery = 99.90%
 Fe 273.955† 672417.9 19.96 mg/L 0.025 19.96 mg/L 0.025 0.13%
 QC value within limits for Fe 273.955 Recovery = 99.82%
 Mg 279.077† 3436.8 40.92 mg/L 0.500 40.92 mg/L 0.500 1.22%
 QC value within limits for Mg 279.077 Recovery = 102.30%
 Mo 202.031† 26632.6 1.988 mg/L 0.0010 1.988 mg/L 0.0010 0.05%
 QC value within limits for Mo 202.031 Recovery = 99.39%
 All analytes passed QC.

Sequence No.: 13
 Sample ID: ICSA
 Analyst: *AB*
 Sample Wt:
 Dilution:

Autosampler Location: 7
 Date Collected: 4/6/2007 12:23:21 PM
 Sample Prep Volume:
 Data Type: Reprocessed on 4/6/2007 4:35:25 PM,

Mean Data: ICSA

Analyte	Mean Corrected Intensity	Calib Conc. Units	Std.Dev.	Sample Conc. Units	Std.Dev.	RSD
Lu 261.542	539828.8	94.45 %	0.280			0.30%
Sc 361.383	1045446.6	100.8 %	1.52			1.51%
As 188.979†	-9.3	-0.0047 mg/L	0.00893	-0.0047 mg/L	0.00893	189.49%
QC value within limits for As 188.979 Recovery = Not calculated						
Cd 226.502†	132.5	0.0008 mg/L	0.00025	0.0008 mg/L	0.00025	32.41%
QC value within limits for Cd 226.502 Recovery = Not calculated						
Cr 267.716†	-464.0	-0.0035 mg/L	0.00034	-0.0035 mg/L	0.00034	9.68%
QC value within limits for Cr 267.716 Recovery = Not calculated						
Pb 220.353†	0.6	0.0001 mg/L	0.00500	0.0001 mg/L	0.00500	>999.9%
QC value within limits for Pb 220.353 Recovery = Not calculated						
Se 196.026†	-51.1	-0.0221 mg/L	0.02021	-0.0221 mg/L	0.02021	91.42%
QC value within limits for Se 196.026 Recovery = Not calculated						
Ag 328.068†	-50.9	-0.0002 mg/L	0.00074	-0.0002 mg/L	0.00074	402.43%
QC value within limits for Ag 328.068 Recovery = Not calculated						
Cu 327.393†	-342.4	-0.0024 mg/L	0.00048	-0.0024 mg/L	0.00048	20.32%
QC value within limits for Cu 327.393 Recovery = Not calculated						
Ni 231.604†	-256.9	-0.0044 mg/L	0.00019	-0.0044 mg/L	0.00019	4.35%
QC value within limits for Ni 231.604 Recovery = Not calculated						
Zn 206.200†	678.8	0.0132 mg/L	0.00022	0.0132 mg/L	0.00022	1.65%
QC value within limits for Zn 206.200 Recovery = Not calculated						
Sb 206.836†	-165.9	-0.0382 mg/L	0.01219	-0.0382 mg/L	0.01219	31.88%
QC value within limits for Sb 206.836 Recovery = Not calculated						
Fe 273.955†	6176515.9	183.4 mg/L	0.23	183.4 mg/L	0.23	0.13%
QC value within limits for Fe 273.955 Recovery = 91.69%						
Mg 279.077†	43839.1	522.0 mg/L	6.58	522.0 mg/L	6.58	1.26%
QC value within limits for Mg 279.077 Recovery = 104.39%						
Mo 202.031†	15.6	0.0012 mg/L	0.00076	0.0012 mg/L	0.00076	64.89%
QC value within limits for Mo 202.031 Recovery = Not calculated						
All analytes passed QC.						

Sequence No.: 14
 Sample ID: ICSAB
 Analyst:
 Sample Wt:
 Dilution:

Autosampler Location: 8
 Date Collected: 4/6/2007 12:26:35 PM
 Sample Prep Volume:
 Data Type: Reprocessed on 4/6/2007 4:35:25 PM,

Mean Data: ICSAB

Analyte	Mean Corrected Intensity	Calib Conc. Units	Std.Dev.	Sample Conc. Units	Std.Dev.	RSD
Lu 261.542	534974.6	93.60 %	1.045			1.12%
Sc 361.383	1036994.4	100.00 %	1.264			1.26%
As 188.979†	17220.5	8.707 mg/L	0.1784	8.707 mg/L	0.1784	2.05%
QC value within limits for As 188.979 Recovery = 87.07%						
Cd 226.502†	487390.4	2.844 mg/L	0.0180	2.844 mg/L	0.0180	0.63%
QC value within limits for Cd 226.502 Recovery = 94.81%						
Cr 267.716†	398297.1	2.988 mg/L	0.0180	2.988 mg/L	0.0180	0.60%
QC value within limits for Cr 267.716 Recovery = 99.61%						

Pb 220.353†	109883.4	9.395 mg/L	0.0599	9.395 mg/L	0.0599	0.64%
QC value within limits for Pb 220.353 Recovery = 93.95%						
Se 196.026†	11474.5	4.963 mg/L	0.0708	4.963 mg/L	0.0708	1.43%
QC value within limits for Se 196.026 Recovery = 99.26%						
Ag 328.068†	869976.1	3.156 mg/L	0.0172	3.156 mg/L	0.0172	0.55%
QC value within limits for Ag 328.068 Recovery = 105.19%						
Cu 327.393†	434475.6	3.009 mg/L	0.0187	3.009 mg/L	0.0187	0.62%
QC value within limits for Cu 327.393 Recovery = 100.31%						
Ni 231.604†	167315.5	2.844 mg/L	0.0150	2.844 mg/L	0.0150	0.53%
QC value within limits for Ni 231.604 Recovery = 94.78%						
Zn 206.200†	133718.4	2.596 mg/L	0.0164	2.596 mg/L	0.0164	0.63%
QC value within limits for Zn 206.200 Recovery = 86.54%						
Sb 206.836†	42608.6	9.821 mg/L	0.1890	9.821 mg/L	0.1890	1.92%
QC value within limits for Sb 206.836 Recovery = 98.21%						
Fe 273.955†	6323798.3	187.7 mg/L	0.42	187.7 mg/L	0.42	0.23%
QC value within limits for Fe 273.955 Recovery = 93.87%						
Mg 279.077†	47163.2	561.6 mg/L	9.73	561.6 mg/L	9.73	1.73%
QC value within limits for Mg 279.077 Recovery = 112.31%						
Mo 202.031†	39830.9	2.973 mg/L	0.0538	2.973 mg/L	0.0538	1.81%
QC value within limits for Mo 202.031 Recovery = 99.09%						

All analytes passed QC.

Sequence No.: 15

Sample ID: MB

Analyst: *AS*

Sample Wt:

Dilution:

Autosampler Location: 11

Date Collected: 4/6/2007 12:29:51 PM

Sample Prep Volume:

Data Type: Reprocessed on 4/6/2007 4:35:26 PM,

Mean Data: MB

Analyte	Mean Corrected Intensity	Calib Conc. Units	Std.Dev.	Sample Conc. Units	Std.Dev.	RSD
Lu 261.542†	567681.1	99.32 %	1.457			1.47%
Sc 361.383†	1013342.8	97.72 %	1.580			1.62%
As 188.979†	20.5	0.0104 mg/L	0.00103	0.0104 mg/L	0.00103	9.90%
Cd 226.502†	163.1	0.0010 mg/L	0.00021	0.0010 mg/L	0.00021	22.47%
Cr 267.716†	33.6	0.0003 mg/L	0.00007	0.0003 mg/L	0.00007	27.26%
Pb 220.353†	362.8	0.0310 mg/L	0.00381	0.0310 mg/L	0.00381	12.28%
Se 196.026†	-4.6	-0.0020 mg/L	0.00250	-0.0020 mg/L	0.00250	126.65%
Ag 328.068†	-105.6	-0.0004 mg/L	0.00030	-0.0004 mg/L	0.00030	77.88%
Cu 327.393†	2515.8	0.0174 mg/L	0.00177	0.0174 mg/L	0.00177	10.16%
Ni 231.604†	73.7	0.0013 mg/L	0.00012	0.0013 mg/L	0.00012	9.28%
Zn 206.200†	1186.7	0.0230 mg/L	0.00243	0.0230 mg/L	0.00243	10.53%
Sb 206.836†	41.4	0.0096 mg/L	0.00109	0.0096 mg/L	0.00109	11.37%
Fe 273.955†	736.4	0.0219 mg/L	0.00388	0.0219 mg/L	0.00388	17.75%
Mg 279.077†	50.4	0.6006 mg/L	0.02200	0.6006 mg/L	0.02200	3.66%
Mo 202.031†	14.1	0.0010 mg/L	0.00029	0.0010 mg/L	0.00029	27.32%

Sequence No.: 16

Sample ID: CCV

Analyst:

Sample Wt:

Dilution:

Autosampler Location: 5

Date Collected: 4/6/2007 12:34:55 PM

Sample Prep Volume:

Data Type: Reprocessed on 4/6/2007 4:35:26 PM,

Mean Data: CCV

Analyte	Mean Corrected Intensity	Calib Conc. Units	Std.Dev.	Sample Conc. Units	Std.Dev.	RSD
Lu 261.542	576892.3	100.9 %	0.50			0.49%
Sc 361.383	1057847.4	102.0 %	0.49			0.48%
As 188.979†	9834.1	4.972 mg/L	0.0458	4.972 mg/L	0.0458	0.92%
QC value within limits for As 188.979 Recovery = 99.44%						
Cd 226.502†	173755.7	1.014 mg/L	0.0015	1.014 mg/L	0.0015	0.15%
QC value within limits for Cd 226.502 Recovery = 101.40%						
Cr 267.716†	135253.9	1.015 mg/L	0.0006	1.015 mg/L	0.0006	0.06%
QC value within limits for Cr 267.716 Recovery = 101.47%						
Pb 220.353†	29607.6	2.531 mg/L	0.0309	2.531 mg/L	0.0309	1.22%
QC value within limits for Pb 220.353 Recovery = 101.26%						
Se 196.026†	11466.7	4.960 mg/L	0.0684	4.960 mg/L	0.0684	1.38%

QC value within limits for Se 196.026 Recovery = 99.20%
 Ag 328.068† 277296.5 1.006 mg/L 0.0017 1.006 mg/L 0.0017 0.17%
 QC value within limits for Ag 328.068 Recovery = 100.58%
 Cu 327.393† 147143.4 1.019 mg/L 0.0017 1.019 mg/L 0.0017 0.17%
 QC value within limits for Cu 327.393 Recovery = 101.92%
 Ni 231.604† 59271.3 1.007 mg/L 0.0125 1.007 mg/L 0.0125 1.24%
 QC value within limits for Ni 231.604 Recovery = 100.73%
 Zn 206.200† 52122.0 1.012 mg/L 0.0102 1.012 mg/L 0.0102 1.01%
 QC value within limits for Zn 206.200 Recovery = 101.20%
 Sb 206.836† 21707.3 5.003 mg/L 0.0393 5.003 mg/L 0.0393 0.78%
 QC value within limits for Sb 206.836 Recovery = 100.06%
 Fe 273.955† 343135.2 10.19 mg/L 0.006 10.19 mg/L 0.006 0.06%
 QC value within limits for Fe 273.955 Recovery = 101.87%
 Mg 279.077† 1771.2 21.09 mg/L 0.093 21.09 mg/L 0.093 0.44%
 QC value within limits for Mg 279.077 Recovery = 105.45%
 Mo 202.031† 13349.3 0.9963 mg/L 0.00905 0.9963 mg/L 0.00905 0.91%
 QC value within limits for Mo 202.031 Recovery = 99.63%
 All analytes passed QC.

Sequence No: 17
 Sample ID: CCB
 Analyst: *RB*
 Sample Wt:
 Dilution:

Autosampler Location: 6
 Date Collected: 4/6/2007 12:39:05 PM
 Sample Prep Volume:
 Data Type: Reprocessed on 4/6/2007 4:35:27 PM,

Mean Data: CCB

Analyte	Mean Corrected Intensity	Calib Conc. Units	Std.Dev.	Sample Conc. Units	Std.Dev.	RSD
Lu 261.542	566452.6	99.10 %	1.781			1.80%
Sc 361.383	1024215.8	98.76 %	1.886			1.91%
As 188.979†	2.6	0.0013 mg/L	0.00067	0.0013 mg/L	0.00067	50.06%
QC value within limits for As 188.979						Recovery = Not calculated
Cd 226.502†	24.3	0.0001 mg/L	0.00002	0.0001 mg/L	0.00002	14.47%
QC value within limits for Cd 226.502						Recovery = Not calculated
Cr 267.716†	-4.7	0.0000 mg/L	0.00006	0.0000 mg/L	0.00006	178.38%
QC value within limits for Cr 267.716						Recovery = Not calculated
Pb 220.353†	135.5	0.0116 mg/L	0.00171	0.0116 mg/L	0.00171	14.74%
QC value within limits for Pb 220.353						Recovery = Not calculated
Se 196.026†	-5.3	-0.0023 mg/L	0.00360	-0.0023 mg/L	0.00360	158.53%
QC value within limits for Se 196.026						Recovery = Not calculated
Ag 328.068†	-57.4	-0.0002 mg/L	0.00052	-0.0002 mg/L	0.00052	250.65%
QC value within limits for Ag 328.068						Recovery = Not calculated
Cu 327.393†	1126.8	0.0078 mg/L	0.00051	0.0078 mg/L	0.00051	6.60%
QC value within limits for Cu 327.393						Recovery = Not calculated
Ni 231.604†	44.8	0.0008 mg/L	0.00009	0.0008 mg/L	0.00009	11.97%
QC value within limits for Ni 231.604						Recovery = Not calculated
Zn 206.200†	473.5	0.0092 mg/L	0.00073	0.0092 mg/L	0.00073	7.93%
QC value within limits for Zn 206.200						Recovery = Not calculated
Sb 206.836†	5.0	0.0012 mg/L	0.00172	0.0012 mg/L	0.00172	149.14%
QC value within limits for Sb 206.836						Recovery = Not calculated
Fe 273.955†	90.9	0.0027 mg/L	0.00147	0.0027 mg/L	0.00147	54.54%
QC value within limits for Fe 273.955						Recovery = Not calculated
Mg 279.077†	27.8	0.3305 mg/L	0.02129	0.3305 mg/L	0.02129	6.44%
QC value within limits for Mg 279.077						Recovery = Not calculated
Mo 202.031†	3.0	0.0002 mg/L	0.00016	0.0002 mg/L	0.00016	71.43%
QC value within limits for Mo 202.031						Recovery = Not calculated

All analytes passed QC.

Sequence No.: 1
 Sample ID: CCV
 Analyst: *FB*
 Sample Wt:
 Dilution:

Autosampler Location: 5
 Date Collected: 4/6/2007 1:04:02 PM
 Sample Prep Volume:
 Data Type: Reprocessed on 4/6/2007 4:42:29 PM,

Mean Data: CCV

Analyte	Mean Corrected Intensity	Calib Conc. Units	Std.Dev.	Sample Conc. Units	Std.Dev.	RSD
Lu 261.542	577583.7	101.1 %	0.17			0.16%
Sc 361.383	1058388.9	102.1 %	0.05			0.05%
As 188.979†	9931.9	5.053 mg/L	0.0361	5.053 mg/L	0.0361	0.71%
QC value within limits for As 188.979 Recovery = 101.07%						
Cd 226.502†	174082.0	1.022 mg/L	0.0062	1.022 mg/L	0.0062	0.61%
QC value within limits for Cd 226.502 Recovery = 102.16%						
Cr 267.716†	135746.2	1.021 mg/L	0.0065	1.021 mg/L	0.0065	0.64%
QC value within limits for Cr 267.716 Recovery = 102.11%						
Pb 220.353†	29851.9	2.563 mg/L	0.0235	2.563 mg/L	0.0235	0.92%
QC value within limits for Pb 220.353 Recovery = 102.51%						
Se 196.026†	11557.5	5.026 mg/L	0.0436	5.026 mg/L	0.0436	0.87%
QC value within limits for Se 196.026 Recovery = 100.52%						
Ag 328.068†	278415.4	1.014 mg/L	0.0061	1.014 mg/L	0.0061	0.61%
QC value within limits for Ag 328.068 Recovery = 101.44%						
Cu 327.393†	146561.1	1.019 mg/L	0.0069	1.019 mg/L	0.0069	0.68%
QC value within limits for Cu 327.393 Recovery = 101.89%						
Ni 231.604†	59611.9	1.006 mg/L	0.0044	1.006 mg/L	0.0044	0.44%
QC value within limits for Ni 231.604 Recovery = 100.62%						
Zn 206.200†	52251.4	1.013 mg/L	0.0070	1.013 mg/L	0.0070	0.69%
QC value within limits for Zn 206.200 Recovery = 101.26%						
Sb 206.836†	21827.3	5.034 mg/L	0.0408	5.034 mg/L	0.0408	0.81%
QC value within limits for Sb 206.836 Recovery = 100.69%						
Fe 273.955†	343810.1	10.24 mg/L	0.073	10.24 mg/L	0.073	0.71%
QC value within limits for Fe 273.955 Recovery = 102.35%						
Mg 279.077†	1723.6	19.79 mg/L	0.077	19.79 mg/L	0.077	0.39%
QC value within limits for Mg 279.077 Recovery = 98.93%						
Mo 202.031†	13428.1	1.010 mg/L	0.0072	1.010 mg/L	0.0072	0.71%
QC value within limits for Mo 202.031 Recovery = 101.03%						

All analytes passed QC.

Sequence No.: 2
 Sample ID: CCB
 Analyst:
 Sample Wt:
 Dilution:

Autosampler Location: 6
 Date Collected: 4/6/2007 1:08:12 PM
 Sample Prep Volume:
 Data Type: Reprocessed on 4/6/2007 4:42:29 PM,

Mean Data: CCB

Analyte	Mean Corrected Intensity	Calib Conc. Units	Std.Dev.	Sample Conc. Units	Std.Dev.	RSD
Lu 261.542	565399.5	98.92 %	0.576			0.58%
Sc 361.383	1021582.8	98.51 %	0.527			0.53%
As 188.979†	1.8	0.0009 mg/L	0.00067	0.0009 mg/L	0.00067	72.96%
QC value within limits for As 188.979 Recovery = Not calculated						
Cd 226.502†	10.0	0.0001 mg/L	0.00003	0.0001 mg/L	0.00003	49.32%
QC value within limits for Cd 226.502 Recovery = Not calculated						
Cr 267.716†	36.2	0.0003 mg/L	0.00006	0.0003 mg/L	0.00006	21.25%
QC value within limits for Cr 267.716 Recovery = Not calculated						
Pb 220.353†	47.6	0.0041 mg/L	0.00033	0.0041 mg/L	0.00033	8.06%
QC value within limits for Pb 220.353 Recovery = Not calculated						
Se 196.026†	-3.9	-0.0017 mg/L	0.00334	-0.0017 mg/L	0.00334	194.37%
QC value within limits for Se 196.026 Recovery = Not calculated						
Ag 328.068†	-23.4	-0.0001 mg/L	0.00015	-0.0001 mg/L	0.00015	181.58%
QC value within limits for Ag 328.068 Recovery = Not calculated						
Cu 327.393†	516.2	0.0036 mg/L	0.00093	0.0036 mg/L	0.00093	25.84%
QC value within limits for Cu 327.393 Recovery = Not calculated						
Ni 231.604†	21.1	0.0004 mg/L	0.00006	0.0004 mg/L	0.00006	15.77%
QC value within limits for Ni 231.604 Recovery = Not calculated						

Zn 206.200†	240.6	0.0047 mg/L	0.00039	0.0047 mg/L	0.00039	8.26%
QC value within limits for Zn 206.200 Recovery = Not calculated						
Sb 206.836†	-1.1	-0.0003 mg/L	0.00129	-0.0003 mg/L	0.00129	486.87%
QC value within limits for Sb 206.836 Recovery = Not calculated						
Fe 273.955†	60.2	0.0018 mg/L	0.00049	0.0018 mg/L	0.00049	27.31%
QC value within limits for Fe 273.955 Recovery = Not calculated						
Mg 279.077†	-10.6	-0.1220 mg/L	0.01856	-0.1220 mg/L	0.01856	15.22%
QC value within limits for Mg 279.077 Recovery = Not calculated						
Mo 202.031†	0.7	0.0001 mg/L	0.00019	0.0001 mg/L	0.00019	333.48%
QC value within limits for Mo 202.031 Recovery = Not calculated						

All analytes passed QC.

Sequence No.: 3

Sample ID: MB 580-17358/19-AA

Analyst: *AB*

Sample Wt:

Dilution:

Autosampler Location: 13

Date Collected: 4/6/2007 1:12:12 PM

Sample Prep Volume:

Data Type: Reprocessed on 4/6/2007 4:42:31 PM,

Mean Data: MB 580-17358/19-AA

Analyte	Mean Corrected		Calib	Std.Dev.	Sample		RSD
	Intensity	Conc. Units			Conc. Units	Std.Dev.	
Lu 261.542	556336.7	97.33 %		1.140			1.17%
Sc 361.383	1015043.3	97.88 %		1.097			1.12%
As 188.979†	-3.9	-0.0020 mg/L		0.00118	-0.0020 mg/L	0.00118	59.71%
Cd 226.502†	-3.8	0.0000 mg/L		0.00001	0.0000 mg/L	0.00001	38.41%
Cr 267.716†	68.6	0.0005 mg/L		0.00006	0.0005 mg/L	0.00006	11.87%
Pb 220.353†	41.2	0.0035 mg/L		0.00072	0.0035 mg/L	0.00072	20.43%
Se 196.026†	4.5	0.0019 mg/L		0.00271	0.0019 mg/L	0.00271	139.35%
Ag 328.068†	-43.6	-0.0002 mg/L		0.00025	-0.0002 mg/L	0.00025	156.81%
Cu 327.393†	651.3	0.0045 mg/L		0.00036	0.0045 mg/L	0.00036	8.00%
Ni 231.604†	71.1	0.0012 mg/L		0.00011	0.0012 mg/L	0.00011	8.83%
Zn 206.200†	621.2	0.0120 mg/L		0.00101	0.0120 mg/L	0.00101	8.38%
Sb 206.836†	-0.0	0.0000 mg/L		0.00130	0.0000 mg/L	0.00130	>999.9%
Fe 273.955†	-561.4	-0.0167 mg/L		0.00252	-0.0167 mg/L	0.00252	15.05%
Mg 279.077†	-7.7	-0.0880 mg/L		0.01755	-0.0880 mg/L	0.01755	19.95%
Mo 202.031†	4.5	0.0003 mg/L		0.00021	0.0003 mg/L	0.00021	61.13%

Sequence No.: 4

Sample ID: 580-5372-A-3-E

1/5

Analyst:

Sample Wt:

Dilution:

Autosampler Location: 14

Date Collected: 4/6/2007 1:16:17 PM

Sample Prep Volume:

Data Type: Reprocessed on 4/6/2007 4:42:31 PM,

Mean Data: 580-5372-A-3-E

1/5

Analyte	Mean Corrected		Calib	Std.Dev.	Sample		RSD
	Intensity	Conc. Units			Conc. Units	Std.Dev.	
Lu 261.542	583809.9	102.1 %		1.95			1.91%
Sc 361.383	1130364.7	109.0 %		3.51			3.22%
As 188.979†	62.5	0.0318 mg/L		0.00077	0.0318 mg/L	0.00077	2.43%
Cd 226.502†	20.8	0.0001 mg/L		0.00006	0.0001 mg/L	0.00006	47.40%
Cr 267.716†	11494.1	0.0865 mg/L		0.00147	0.0865 mg/L	0.00147	1.70%
Pb 220.353†	1642.3	0.1410 mg/L		0.00336	0.1410 mg/L	0.00336	2.38%
Se 196.026†	-3.6	-0.0016 mg/L		0.00171	-0.0016 mg/L	0.00171	109.55%
Ag 328.068†	24.5	0.0001 mg/L		0.00026	0.0001 mg/L	0.00026	292.31%
Cu 327.393†	55378.6	0.3850 mg/L		0.00764	0.3850 mg/L	0.00764	1.98%
Ni 231.604†	4844.5	0.0818 mg/L		0.00156	0.0818 mg/L	0.00156	1.91%
Zn 206.200†	22046.9	0.4272 mg/L		0.00762	0.4272 mg/L	0.00762	1.78%
Sb 206.836†	-3.1	-0.0007 mg/L		0.00080	-0.0007 mg/L	0.00080	112.46%
Fe 273.955†	2808622.2	83.61 mg/L		0.365	83.61 mg/L	0.365	0.44%
Mg 279.077†	2147.7	24.66 mg/L		0.530	24.66 mg/L	0.530	2.15%
Mo 202.031†	345.7	0.0260 mg/L		0.00043	0.0260 mg/L	0.00043	1.66%

Sequence No.: 5

Sample ID: 580-5372-A-3-E

Analyst:

Sample Wt:

Autosampler Location: 15

Date Collected: 4/6/2007 1:20:25 PM

Sample Prep Volume:

Dilution:

Data Type: Reprocessed on 4/6/2007 4:42:32 PM,

Mean Data: 580-5372-A-3-E

Analyte	Mean Corrected Intensity	Conc. Units	Calib	Std.Dev.	Conc. Units	Sample	Std.Dev.	RSD
Lu 261.542	586530.3	102.6	%	1.23				1.20%
Sc 361.383	1247052.6	120.3	%	0.69				0.57%
As 188.979†	287.4	0.1462	mg/L	0.00824	0.1462	mg/L	0.00824	5.64%
Cd 226.502†	371.0	0.0022	mg/L	0.00040	0.0022	mg/L	0.00040	18.43%
Cr 267.716†	55356.7	0.4164	mg/L	0.00429	0.4164	mg/L	0.00429	1.03%
Pb 220.353†	7770.1	0.6670	mg/L	0.01849	0.6670	mg/L	0.01849	2.77%
Se 196.026†	98.8	0.0430	mg/L	0.00944	0.0430	mg/L	0.00944	21.97%
Ag 328.068†	81.3	0.0003	mg/L	0.00021	0.0003	mg/L	0.00021	70.12%
Cu 327.393†	278476.5	1.936	mg/L	0.0222	1.936	mg/L	0.0222	1.14%
Ni 231.604†	22954.3	0.3874	mg/L	0.00800	0.3874	mg/L	0.00800	2.07%
Zn 206.200†	103052.3	1.997	mg/L	0.0213	1.997	mg/L	0.0213	1.07%
Sb 206.836†	53.6	0.0124	mg/L	0.00603	0.0124	mg/L	0.00603	48.75%
Fe 273.955†	12872749.3	383.2	mg/L	0.84	383.2	mg/L	0.84	0.22%
Mg 279.077†	10877.6	124.9	mg/L	2.10	124.9	mg/L	2.10	1.68%
Mo 202.031†	1648.9	0.1241	mg/L	0.00196	0.1241	mg/L	0.00196	1.58%

Sequence No.: 6

Sample ID: 580-5372-A-3-F DU

Analyst:

Sample Wt:

Dilution:

Autosampler Location: 16

Date Collected: 4/6/2007 1:23:42 PM

Sample Prep Volume:

Data Type: Reprocessed on 4/6/2007 4:42:33 PM,

Mean Data: 580-5372-A-3-F DU

Analyte	Mean Corrected Intensity	Conc. Units	Calib	Std.Dev.	Conc. Units	Sample	Std.Dev.	RSD
Lu 261.542	578719.5	101.3	%	0.49				0.48%
Sc 361.383	1194486.2	115.2	%	2.04				1.77%
As 188.979†	295.5	0.1503	mg/L	0.01353	0.1503	mg/L	0.01353	9.00%
Cd 226.502†	461.2	0.0027	mg/L	0.00048	0.0027	mg/L	0.00048	17.59%
Cr 267.716†	43722.3	0.3289	mg/L	0.00697	0.3289	mg/L	0.00697	2.12%
Pb 220.353†	7507.8	0.6445	mg/L	0.00739	0.6445	mg/L	0.00739	1.15%
Se 196.026†	69.3	0.0301	mg/L	0.00989	0.0301	mg/L	0.00989	32.84%
Ag 328.068†	-100.4	-0.0004	mg/L	0.00032	-0.0004	mg/L	0.00032	86.81%
Cu 327.393†	295481.9	2.054	mg/L	0.0467	2.054	mg/L	0.0467	2.27%
Ni 231.604†	18607.0	0.3141	mg/L	0.00255	0.3141	mg/L	0.00255	0.81%
Zn 206.200†	89034.4	1.725	mg/L	0.0353	1.725	mg/L	0.0353	2.05%
Sb 206.836†	49.8	0.0115	mg/L	0.01227	0.0115	mg/L	0.01227	106.78%
Fe 273.955†	9389094.3	279.5	mg/L	0.31	279.5	mg/L	0.31	0.11%
Mg 279.077†	10103.0	116.0	mg/L	0.23	116.0	mg/L	0.23	0.20%
Mo 202.031†	1526.6	0.1149	mg/L	0.00267	0.1149	mg/L	0.00267	2.33%

Sequence No.: 7

Sample ID: 580-5372-A-3-G DU

Analyst:

Sample Wt:

Dilution:

Autosampler Location: 17

Date Collected: 4/6/2007 1:26:56 PM

Sample Prep Volume:

Data Type: Reprocessed on 4/6/2007 4:42:33 PM,

Mean Data: 580-5372-A-3-G DU

Analyte	Mean Corrected Intensity	Conc. Units	Calib	Std.Dev.	Conc. Units	Sample	Std.Dev.	RSD
Lu 261.542	581477.6	101.7	%	0.41				0.41%
Sc 361.383	1240614.6	119.6	%	1.82				1.52%
As 188.979†	369.0	0.1877	mg/L	0.00643	0.1877	mg/L	0.00643	3.43%
Cd 226.502†	555.5	0.0033	mg/L	0.00020	0.0033	mg/L	0.00020	6.23%
Cr 267.716†	57436.1	0.4321	mg/L	0.00547	0.4321	mg/L	0.00547	1.26%
Pb 220.353†	9064.7	0.7782	mg/L	0.01631	0.7782	mg/L	0.01631	2.10%
Se 196.026†	83.3	0.0362	mg/L	0.00457	0.0362	mg/L	0.00457	12.61%
Ag 328.068†	384.2	0.0014	mg/L	0.00028	0.0014	mg/L	0.00028	20.18%
Cu 327.393†	1764895.8	12.27	mg/L	0.172	12.27	mg/L	0.172	1.40%
Ni 231.604†	26187.6	0.4420	mg/L	0.00806	0.4420	mg/L	0.00806	1.82%
Zn 206.200†	193420.5	3.748	mg/L	0.0450	3.748	mg/L	0.0450	1.20%

Sb 206.836†	70.4	0.0162 mg/L	0.00116	0.0162 mg/L	0.00116	7.16%
Fe 273.955†	11921015.0	354.9 mg/L	0.40	354.9 mg/L	0.40	0.11%
Mg 279.077†	12740.8	146.3 mg/L	3.00	146.3 mg/L	3.00	2.05%
Mo 202.031†	1877.5	0.1413 mg/L	0.00443	0.1413 mg/L	0.00443	3.14%

Sequence No.: 8

Sample ID: 580-5372-A-3-H MS

Analyst:

Sample Wt:

Dilution:

Autosampler Location: 18

Date Collected: 4/6/2007 1:30:20 PM

Sample Prep Volume:

Data Type: Reprocessed on 4/6/2007 4:42:33 PM,

Mean Data: 580-5372-A-3-H MS

Analyte	Mean Corrected		Calib	Std.Dev.	Sample		RSD
	Intensity	Conc. Units			Conc. Units	Std.Dev.	
Lu 261.542	579864.6	101.5 %		0.45			0.44%
Sc 361.383	1222608.5	117.9 %		2.36			2.00%
As 188.979†	8362.3	4.255 mg/L		0.0152	4.255 mg/L	0.0152	0.36%
Cd 226.502†	16451.2	0.0965 mg/L		0.00025	0.0965 mg/L	0.00025	0.26%
Cr 267.716†	113388.2	0.8529 mg/L		0.00747	0.8529 mg/L	0.00747	0.88%
Pb 220.353†	20353.8	1.747 mg/L		0.0079	1.747 mg/L	0.0079	0.45%
Se 196.026†	9022.3	3.924 mg/L		0.0502	3.924 mg/L	0.0502	1.28%
Ag 328.068†	169042.7	0.6159 mg/L		0.00707	0.6159 mg/L	0.00707	1.15%
Cu 327.393†	423753.7	2.946 mg/L		0.0281	2.946 mg/L	0.0281	0.96%
Ni 231.604†	83508.9	1.410 mg/L		0.0038	1.410 mg/L	0.0038	0.27%
Zn 206.200†	182332.2	3.533 mg/L		0.0219	3.533 mg/L	0.0219	0.62%
Sb 206.836†	11778.9	2.717 mg/L		0.0117	2.717 mg/L	0.0117	0.43%
Fe 273.955†	15284753.6	455.0 mg/L		0.63	455.0 mg/L	0.63	0.14%
Mg 279.077†	15585.5	178.9 mg/L		2.02	178.9 mg/L	2.02	1.13%
Mo 202.031†	66965.7	5.038 mg/L		0.0107	5.038 mg/L	0.0107	0.21%

Sequence No.: 9

Sample ID: 580-5372-A-3-I MSD

Analyst:

Sample Wt:

Dilution:

Autosampler Location: 19

Date Collected: 4/6/2007 1:33:37 PM

Sample Prep Volume:

Data Type: Reprocessed on 4/6/2007 4:42:33 PM,

Mean Data: 580-5372-A-3-I MSD

Analyte	Mean Corrected		Calib	Std.Dev.	Sample		RSD
	Intensity	Conc. Units			Conc. Units	Std.Dev.	
Lu 261.542	575901.1	100.8 %		0.42			0.42%
Sc 361.383	1218107.5	117.5 %		0.31			0.26%
As 188.979†	8781.3	4.468 mg/L		0.0697	4.468 mg/L	0.0697	1.56%
Cd 226.502†	17300.2	0.1015 mg/L		0.00179	0.1015 mg/L	0.00179	1.76%
Cr 267.716†	111840.0	0.8413 mg/L		0.00438	0.8413 mg/L	0.00438	0.52%
Pb 220.353†	20231.6	1.737 mg/L		0.0216	1.737 mg/L	0.0216	1.24%
Se 196.026†	9410.7	4.092 mg/L		0.0600	4.092 mg/L	0.0600	1.47%
Ag 328.068†	174902.1	0.6373 mg/L		0.00435	0.6373 mg/L	0.00435	0.68%
Cu 327.393†	577821.5	4.017 mg/L		0.0267	4.017 mg/L	0.0267	0.67%
Ni 231.604†	85427.5	1.442 mg/L		0.0235	1.442 mg/L	0.0235	1.63%
Zn 206.200†	174943.8	3.390 mg/L		0.0195	3.390 mg/L	0.0195	0.58%
Sb 206.836†	12354.1	2.849 mg/L		0.0520	2.849 mg/L	0.0520	1.82%
Fe 273.955†	11864431.3	353.2 mg/L		0.58	353.2 mg/L	0.58	0.16%
Mg 279.077†	14141.6	162.3 mg/L		3.78	162.3 mg/L	3.78	2.33%
Mo 202.031†	68435.6	5.149 mg/L		0.0963	5.149 mg/L	0.0963	1.87%

Sequence No.: 10

Sample ID: 580-5372-A-3-E ps

Analyst:

Sample Wt:

Dilution:

Autosampler Location: 20

Date Collected: 4/6/2007 1:36:57 PM

Sample Prep Volume:

Data Type: Reprocessed on 4/6/2007 4:42:36 PM,

Mean Data: 580-5372-A-3-E ps

Analyte	Mean Corrected		Calib	Std.Dev.	Sample		RSD
	Intensity	Conc. Units			Conc. Units	Std.Dev.	
Lu 261.542	577170.2	101.0 %		0.74			0.73%

Sc 361.383	1175040.3	113.3 %	0.38				0.34%
As 188.979†	8538.6	4.344 mg/L	0.0436	4.344 mg/L	0.0436	1.00%	
Cd 226.502†	16901.7	0.0992 mg/L	0.00083	0.0992 mg/L	0.00083	0.84%	
Cr 267.716†	104001.5	0.7823 mg/L	0.00903	0.7823 mg/L	0.00903	1.15%	
Pb 220.353†	18567.5	1.594 mg/L	0.0172	1.594 mg/L	0.0172	1.08%	
Se 196.026†	9309.1	4.048 mg/L	0.0332	4.048 mg/L	0.0332	0.82%	
Ag 328.068†	164384.1	0.5989 mg/L	0.00729	0.5989 mg/L	0.00729	1.22%	
Cu 327.393†	335498.5	2.332 mg/L	0.0280	2.332 mg/L	0.0280	1.20%	
Ni 231.604†	81276.9	1.372 mg/L	0.0125	1.372 mg/L	0.0125	0.91%	
Zn 206.200†	146562.6	2.840 mg/L	0.0314	2.840 mg/L	0.0314	1.11%	
Sb 206.836†	13140.1	3.031 mg/L	0.0305	3.031 mg/L	0.0305	1.01%	
Fe 273.955†	12504489.5	372.3 mg/L	0.98	372.3 mg/L	0.98	0.26%	
Mg 279.077†	12089.7	138.8 mg/L	2.43	138.8 mg/L	2.43	1.75%	
Mo 202.031†	69685.0	5.243 mg/L	0.0375	5.243 mg/L	0.0375	0.72%	

Sequence No.: 11

Sample ID: LCS 580-17358/20-AA

Analyst: RB

Sample Wt:

Dilution:

Autosampler Location: 21

Date Collected: 4/6/2007 1:40:16 PM

Sample Prep Volume:

Data Type: Reprocessed on 4/6/2007 4:42:36 PM,

Mean Data: LCS 580-17358/20-AA

Analyte	Mean Corrected Intensity	Calib Conc. Units	Std.Dev.	Sample Conc. Units	Std.Dev.	RSD
Lu 261.542	587003.7	102.7 %	1.21			1.17%
Sc 361.383	1043965.0	100.7 %	1.07			1.07%
As 188.979†	7940.0	4.040 mg/L	0.0202	4.040 mg/L	0.0202	0.50%
Cd 226.502†	17363.7	0.1019 mg/L	0.00093	0.1019 mg/L	0.00093	0.92%
Cr 267.716†	54558.8	0.4104 mg/L	0.00032	0.4104 mg/L	0.00032	0.08%
Pb 220.353†	12123.7	1.041 mg/L	0.0145	1.041 mg/L	0.0145	1.39%
Se 196.026†	8906.5	3.873 mg/L	0.0434	3.873 mg/L	0.0434	1.12%
Ag 328.068†	167420.8	0.6100 mg/L	0.00188	0.6100 mg/L	0.00188	0.31%
Cu 327.393†	79572.5	0.5532 mg/L	0.00102	0.5532 mg/L	0.00102	0.19%
Ni 231.604†	63887.4	1.078 mg/L	0.0022	1.078 mg/L	0.0022	0.21%
Zn 206.200†	60249.5	1.168 mg/L	0.0048	1.168 mg/L	0.0048	0.41%
Sb 206.836†	12763.6	2.944 mg/L	0.0432	2.944 mg/L	0.0432	1.47%
Fe 273.955†	768717.8	22.88 mg/L	0.033	22.88 mg/L	0.033	0.15%
Mg 279.077†	1745.5	20.04 mg/L	0.139	20.04 mg/L	0.139	0.69%
Mo 202.031†	69006.4	5.192 mg/L	0.0074	5.192 mg/L	0.0074	0.14%

Sequence No.: 12

Sample ID: LCSD 580-17358/21-AA

Analyst:

Sample Wt:

Dilution:

Autosampler Location: 22

Date Collected: 4/6/2007 1:44:23 PM

Sample Prep Volume:


Data Type: Reprocessed on 4/6/2007 4:42:36 PM,

Mean Data: LCSD 580-17358/21-AA

Analyte	Mean Corrected Intensity	Calib Conc. Units	Std.Dev.	Sample Conc. Units	Std.Dev.	RSD
Lu 261.542	582793.2	102.0 %	1.46			1.43%
Sc 361.383	1058498.7	102.1 %	1.52			1.49%
As 188.979†	8270.4	4.208 mg/L	0.0717	4.208 mg/L	0.0717	1.70%
Cd 226.502†	17847.4	0.1047 mg/L	0.00222	0.1047 mg/L	0.00222	2.12%
Cr 267.716†	55413.9	0.4168 mg/L	0.00033	0.4168 mg/L	0.00033	0.08%
Pb 220.353†	12468.3	1.070 mg/L	0.0173	1.070 mg/L	0.0173	1.62%
Se 196.026†	9240.5	4.019 mg/L	0.0699	4.019 mg/L	0.0699	1.74%
Ag 328.068†	167589.8	0.6106 mg/L	0.00048	0.6106 mg/L	0.00048	0.08%
Cu 327.393†	78030.5	0.5425 mg/L	0.00088	0.5425 mg/L	0.00088	0.16%
Ni 231.604†	64790.7	1.094 mg/L	0.0015	1.094 mg/L	0.0015	0.14%
Zn 206.200†	60080.5	1.164 mg/L	0.0005	1.164 mg/L	0.0005	0.04%
Sb 206.836†	13046.3	3.009 mg/L	0.0605	3.009 mg/L	0.0605	2.01%
Fe 273.955†	777177.2	23.14 mg/L	0.033	23.14 mg/L	0.033	0.14%
Mg 279.077†	1783.3	20.47 mg/L	0.323	20.47 mg/L	0.323	1.58%
Mo 202.031†	68695.0	5.168 mg/L	0.0149	5.168 mg/L	0.0149	0.29%

Sequence No.: 13

Autosampler Location: 5

Sample ID: CCV
 Analyst: 
 Sample Wt:
 Dilution:

Date Collected: 4/6/2007 1:48:33 PM

Sample Prep Volume:
 Data Type: Reprocessed on 4/6/2007 4:42:36 PM,

 Mean Data: CCV

Analyte	Mean Corrected Intensity	Calib Conc. Units	Std.Dev.	Sample Conc. Units	Std.Dev.	RSD
Lu 261.542	591837.3	103.5 %	1.19			1.15%
Sc 361.383	1079591.8	104.1 %	1.25			1.20%
As 188.979†	9854.8	5.014 mg/L	0.0863	5.014 mg/L	0.0863	1.72%
QC value within limits for As 188.979 Recovery = 100.28%						
Cd 226.502†	169938.4	0.9972 mg/L	0.00248	0.9972 mg/L	0.00248	0.25%
QC value within limits for Cd 226.502 Recovery = 99.72%						
Cr 267.716†	132988.6	1.000 mg/L	0.0003	1.000 mg/L	0.0003	0.03%
QC value within limits for Cr 267.716 Recovery = 100.04%						
Pb 220.353†	29499.4	2.532 mg/L	0.0350	2.532 mg/L	0.0350	1.38%
QC value within limits for Pb 220.353 Recovery = 101.30%						
Se 196.026†	11478.0	4.992 mg/L	0.0650	4.992 mg/L	0.0650	1.30%
QC value within limits for Se 196.026 Recovery = 99.83%						
Ag 328.068†	271999.0	0.9911 mg/L	0.00147	0.9911 mg/L	0.00147	0.15%
QC value within limits for Ag 328.068 Recovery = 99.11%						
Cu 327.393†	145143.3	1.009 mg/L	0.0011	1.009 mg/L	0.0011	0.11%
QC value within limits for Cu 327.393 Recovery = 100.91%						
Ni 231.604†	59372.7	1.002 mg/L	0.0151	1.002 mg/L	0.0151	1.51%
QC value within limits for Ni 231.604 Recovery = 100.22%						
Zn 206.200†	52920.1	1.026 mg/L	0.0158	1.026 mg/L	0.0158	1.54%
QC value within limits for Zn 206.200 Recovery = 102.55%						
Sb 206.836†	21853.0	5.040 mg/L	0.0704	5.040 mg/L	0.0704	1.40%
QC value within limits for Sb 206.836 Recovery = 100.81%						
Fe 273.955†	338810.0	10.09 mg/L	0.012	10.09 mg/L	0.012	0.11%
QC value within limits for Fe 273.955 Recovery = 100.86%						
Mg 279.077†	1689.8	19.40 mg/L	0.218	19.40 mg/L	0.218	1.12%
QC value within limits for Mg 279.077 Recovery = 96.99%						
Mo 202.031†	13387.1	1.007 mg/L	0.0177	1.007 mg/L	0.0177	1.76%
QC value within limits for Mo 202.031 Recovery = 100.72%						
All analytes passed QC.						

Sequence No.: 14
 Sample ID: CCB
 Analyst:
 Sample Wt:
 Dilution:

Autosampler Location: 6
 Date Collected: 4/6/2007 2:00:16 PM
 Sample Prep Volume:
 Data Type: Reprocessed on 4/6/2007 4:42:37 PM,

 Mean Data: CCB

Analyte	Mean Corrected Intensity	Calib Conc. Units	Std.Dev.	Sample Conc. Units	Std.Dev.	RSD
Lu 261.542	581534.0	101.7 %	0.37			0.37%
Sc 361.383	1046713.4	100.9 %	0.14			0.14%
As 188.979†	-3.1	-0.0016 mg/L	0.00075	-0.0016 mg/L	0.00075	47.74%
QC value within limits for As 188.979 Recovery = Not calculated						
Cd 226.502†	-23.0	-0.0001 mg/L	0.00004	-0.0001 mg/L	0.00004	27.26%
QC value within limits for Cd 226.502 Recovery = Not calculated						
Cr 267.716†	-9.5	-0.0001 mg/L	0.00010	-0.0001 mg/L	0.00010	140.81%
QC value within limits for Cr 267.716 Recovery = Not calculated						
Pb 220.353†	-53.0	-0.0045 mg/L	0.00076	-0.0045 mg/L	0.00076	16.66%
QC value within limits for Pb 220.353 Recovery = Not calculated						
Se 196.026†	-6.1	-0.0027 mg/L	0.00084	-0.0027 mg/L	0.00084	31.76%
QC value within limits for Se 196.026 Recovery = Not calculated						
Ag 328.068†	33.8	0.0001 mg/L	0.00021	0.0001 mg/L	0.00021	174.59%
QC value within limits for Ag 328.068 Recovery = Not calculated						
Cu 327.393†	711.5	0.0049 mg/L	0.00083	0.0049 mg/L	0.00083	16.73%
QC value within limits for Cu 327.393 Recovery = Not calculated						
Ni 231.604†	0.6	0.0000 mg/L	0.00017	0.0000 mg/L	0.00017	>999.9%
QC value within limits for Ni 231.604 Recovery = Not calculated						
Zn 206.200†	780.3	0.0151 mg/L	0.00017	0.0151 mg/L	0.00017	1.16%
QC value within limits for Zn 206.200 Recovery = Not calculated						
Sb 206.836†	2.0	0.0005 mg/L	0.00156	0.0005 mg/L	0.00156	346.03%

QC value within limits for Sb 206.836 Recovery = Not calculated
 Fe 273.955† 562.3 0.0167 mg/L 0.00036 0.0167 mg/L 0.00036 2.15%
 QC value within limits for Fe 273.955 Recovery = Not calculated
 Mg 279.077† -11.6 -0.1334 mg/L 0.00501 -0.1334 mg/L 0.00501 3.75%
 QC value within limits for Mg 279.077 Recovery = Not calculated
 Mo 202.031† 6.7 0.0005 mg/L 0.00041 0.0005 mg/L 0.00041 80.37%
 QC value within limits for Mo 202.031 Recovery = Not calculated
 All analytes passed QC.

Sequence No.: 15

Sample ID: MB 580-17358/19-AA

Analyst: *fb*

Sample Wt:

Dilution:

Autosampler Location: 23

Date Collected: 4/6/2007 2:04:19 PM

Sample Prep Volume:

Data Type: Reprocessed on 4/6/2007 4:42:37 PM,

Mean Data: MB 580-17358/19-AA

Analyte	Mean Corrected		Calib		Sample		RSD
	Intensity	Conc.	Units	Std.Dev.	Conc.	Units	
Lu 261.542	677229.1	118.5	%	102.19			86.25%
Sc 361.383	644498.4	62.15	%	36.354			58.49%
As 188.979†	2.8	0.0014	mg/L	0.00573	0.0014	mg/L	398.65%
Cd 226.502†	161.3	0.0009	mg/L	0.00274	0.0009	mg/L	289.44%
Cr 267.716†	147.5	0.0011	mg/L	0.00265	0.0011	mg/L	239.15%
Pb 220.353†	-22.1	-0.0019	mg/L	0.01247	-0.0019	mg/L	656.26%
Se 196.026†	-7.9	-0.0034	mg/L	0.00400	-0.0034	mg/L	116.12%
Ag 328.068†	-499.6	-0.0018	mg/L	0.00444	-0.0018	mg/L	244.01%
Cu 327.393†	1206.7	0.0084	mg/L	0.00619	0.0084	mg/L	73.79%
Ni 231.604†	-144.8	-0.0024	mg/L	0.00568	-0.0024	mg/L	232.55%
Zn 206.200†	44.8	0.0009	mg/L	0.01996	0.0009	mg/L	>999.9%
Sb 206.836†	-48.9	-0.0113	mg/L	0.02807	-0.0113	mg/L	248.84%
Fe 273.955†	-2157.0	-0.0642	mg/L	0.07574	-0.0642	mg/L	117.95%
Mg 279.077†	-12.6	-0.1450	mg/L	0.02699	-0.1450	mg/L	18.61%
Mo 202.031†	20.1	0.0015	mg/L	0.00197	0.0015	mg/L	130.53%

Sequence No.: 16

Sample ID: LCSSRM 580-17358/22-AA

Analyst:

Sample Wt:

Dilution:

Autosampler Location: 24

Date Collected: 4/6/2007 2:08:24 PM

Sample Prep Volume:

Data Type: Reprocessed on 4/6/2007 4:42:37 PM,

Mean Data: LCSSRM 580-17358/22-AA

Analyte	Mean Corrected		Calib		Sample		RSD
	Intensity	Conc.	Units	Std.Dev.	Conc.	Units	
Lu 261.542	604258.4	105.7	%	0.53			0.50%
Sc 361.383	1267677.3	122.2	%	1.70			1.39%
As 188.979†	3573.3	1.818	mg/L	0.0026	1.818	mg/L	0.14%
Cd 226.502†	143374.0	0.8413	mg/L	0.00800	0.8413	mg/L	0.95%
Cr 267.716†	152898.4	1.150	mg/L	0.0103	1.150	mg/L	0.90%
Pb 220.353†	13809.7	1.186	mg/L	0.0075	1.186	mg/L	0.63%
Se 196.026†	3649.5	1.587	mg/L	0.0184	1.587	mg/L	1.16%
Ag 328.068†	634435.1	2.312	mg/L	0.0203	2.312	mg/L	0.88%
Cu 327.393†	131870.2	0.9168	mg/L	0.00705	0.9168	mg/L	0.77%
Ni 231.604†	54544.2	0.9207	mg/L	0.00739	0.9207	mg/L	0.80%
Zn 206.200†	208709.7	4.045	mg/L	0.0242	4.045	mg/L	0.60%
Sb 206.836†	11034.3	2.545	mg/L	0.0196	2.545	mg/L	0.77%
Fe 273.955†	5224173.1	155.5	mg/L	0.12	155.5	mg/L	0.07%
Mg 279.077†	2575.0	29.56	mg/L	0.689	29.56	mg/L	2.33%
Mo 202.031†	7173.7	0.5397	mg/L	0.00414	0.5397	mg/L	0.77%

Sequence No.: 17

Sample ID: 580-5385-B-12-F

Analyst:

Sample Wt:

Dilution:

Autosampler Location: 25

Date Collected: 4/6/2007 2:11:42 PM

Sample Prep Volume:

Data Type: Reprocessed on 4/6/2007 4:42:37 PM,

Mean Data: 580-5385-B-12-F

Analyte	Mean Corrected		Calib	Std.Dev.	Sample		RSD
	Intensity	Conc. Units			Conc. Units	Std.Dev.	
Lu 261.542	589129.2	103.1 %		0.21			0.21%
Sc 361.383	1262814.0	121.8 %		1.85			1.52%
As 188.979†	291.6	0.1484 mg/L	0.00389		0.1484 mg/L	0.00389	2.62%
Cd 226.502†	702.4	0.0041 mg/L	0.00015		0.0041 mg/L	0.00015	3.68%
Cr 267.716†	51411.3	0.3867 mg/L	0.00389		0.3867 mg/L	0.00389	1.01%
Pb 220.353†	6816.9	0.5852 mg/L	0.00517		0.5852 mg/L	0.00517	0.88%
Se 196.026†	42.5	0.0185 mg/L	0.01290		0.0185 mg/L	0.01290	69.88%
Ag 328.068†	302.8	0.0011 mg/L	0.00039		0.0011 mg/L	0.00039	35.68%
Cu 327.393†	210979.5	1.467 mg/L	0.0237		1.467 mg/L	0.0237	1.61%
Ni 231.604†	20251.7	0.3418 mg/L	0.00487		0.3418 mg/L	0.00487	1.43%
Zn 206.200†	71686.7	1.389 mg/L	0.0208		1.389 mg/L	0.0208	1.50%
Sb 206.836†	81.2	0.0187 mg/L	0.00464		0.0187 mg/L	0.00464	24.78%
Fe 273.955†	10668837.4	317.6 mg/L	0.72		317.6 mg/L	0.72	0.23%
Mg 279.077†	11959.0	137.3 mg/L	1.20		137.3 mg/L	1.20	0.87%
Mo 202.031†	3143.1	0.2365 mg/L	0.00325		0.2365 mg/L	0.00325	1.37%

Sequence No.: 18

Sample ID: 580-5407-A-5-G

Analyst:

Sample Wt:

Dilution:

Autosampler Location: 26

Date Collected: 4/6/2007 2:15:01 PM

Sample Prep Volume:

Data Type: Reprocessed on 4/6/2007 4:42:38 PM,

Mean Data: 580-5407-A-5-G

Analyte	Mean Corrected		Calib	Std.Dev.	Sample		RSD
	Intensity	Conc. Units			Conc. Units	Std.Dev.	
Lu 261.542	594060.5	103.9 %		0.86			0.82%
Sc 361.383	1292204.0	124.6 %		0.33			0.27%
As 188.979†	398.1	0.2026 mg/L	0.00981		0.2026 mg/L	0.00981	4.84%
Cd 226.502†	709.6	0.0042 mg/L	0.00042		0.0042 mg/L	0.00042	10.05%
Cr 267.716†	68709.5	0.5169 mg/L	0.00315		0.5169 mg/L	0.00315	0.61%
Pb 220.353†	8218.2	0.7055 mg/L	0.01405		0.7055 mg/L	0.01405	1.99%
Se 196.026†	126.4	0.0550 mg/L	0.00879		0.0550 mg/L	0.00879	16.00%
Ag 328.068†	204.4	0.0007 mg/L	0.00017		0.0007 mg/L	0.00017	22.20%
Cu 327.393†	262947.7	1.828 mg/L	0.0121		1.828 mg/L	0.0121	0.66%
Ni 231.604†	25983.1	0.4386 mg/L	0.00956		0.4386 mg/L	0.00956	2.18%
Zn 206.200†	89840.9	1.741 mg/L	0.0115		1.741 mg/L	0.0115	0.66%
Sb 206.836†	130.0	0.0300 mg/L	0.00973		0.0300 mg/L	0.00973	32.44%
Fe 273.955†	14030182.4	417.7 mg/L	1.69		417.7 mg/L	1.69	0.41%
Mg 279.077†	15965.1	183.3 mg/L	3.67		183.3 mg/L	3.67	2.00%
Mo 202.031†	3728.7	0.2805 mg/L	0.00436		0.2805 mg/L	0.00436	1.55%

Sequence No.: 19

Sample ID: 580-5407-A-6-I

Analyst:

Sample Wt:

Dilution:

Autosampler Location: 27

Date Collected: 4/6/2007 2:18:20 PM

Sample Prep Volume:

Data Type: Reprocessed on 4/6/2007 4:42:39 PM,

Mean Data: 580-5407-A-6-I

Analyte	Mean Corrected		Calib	Std.Dev.	Sample		RSD
	Intensity	Conc. Units			Conc. Units	Std.Dev.	
Lu 261.542	591252.7	103.4 %		0.32			0.31%
Sc 361.383	1304569.7	125.8 %		1.68			1.33%
As 188.979†	362.6	0.1845 mg/L	0.02781		0.1845 mg/L	0.02781	15.08%
Cd 226.502†	523.6	0.0031 mg/L	0.00037		0.0031 mg/L	0.00037	11.90%
Cr 267.716†	81452.2	0.6127 mg/L	0.00947		0.6127 mg/L	0.00947	1.55%
Pb 220.353†	7103.7	0.6098 mg/L	0.00444		0.6098 mg/L	0.00444	0.73%
Se 196.026†	111.6	0.0486 mg/L	0.01515		0.0486 mg/L	0.01515	31.21%
Ag 328.068†	-22.6	-0.0001 mg/L	0.00041		-0.0001 mg/L	0.00041	502.39%
Cu 327.393†	275728.6	1.917 mg/L	0.0326		1.917 mg/L	0.0326	1.70%
Ni 231.604†	40793.7	0.6886 mg/L	0.01059		0.6886 mg/L	0.01059	1.54%
Zn 206.200†	78632.0	1.524 mg/L	0.0233		1.524 mg/L	0.0233	1.53%
Sb 206.836†	130.2	0.0300 mg/L	0.00460		0.0300 mg/L	0.00460	15.32%
Fe 273.955†	14118597.8	420.3 mg/L	0.58		420.3 mg/L	0.58	0.14%
Mg 279.077†	17324.6	198.9 mg/L	3.43		198.9 mg/L	3.43	1.73%

Mo 202.031† 4649.0 0.3498 mg/L 0.00211 0.3498 mg/L 0.00211 0.60%

Sequence No.: 20

Autosampler Location: 28

Sample ID: 580-5404-A-13-G

Date Collected: 4/6/2007 2:21:38 PM

Analyst:

Sample Wt: 13

Sample Prep Volume:

Dilution:

Data Type: Reprocessed on 4/6/2007 4:42:40 PM,

Mean Data: 580-5404-A-13-G

Analyte	Mean Corrected		Calib	Std.Dev.	Sample		RSD
	Intensity	Conc. Units			Conc. Units	Std.Dev.	
Lu 261.542	587758.4	102.8 %		0.60			0.58%
Sc 361.383	1255104.7	121.0 %		0.97			0.80%
As 188.979†	421.9	0.2147 mg/L		0.00892	0.2147 mg/L	0.00892	4.15%
Cd 226.502†	561.7	0.0033 mg/L		0.00024	0.0033 mg/L	0.00024	7.42%
Cr 267.716†	54744.7	0.4118 mg/L		0.00538	0.4118 mg/L	0.00538	1.31%
Pb 220.353†	6722.6	0.5771 mg/L		0.00383	0.5771 mg/L	0.00383	0.66%
Se 196.026†	107.1	0.0466 mg/L		0.01293	0.0466 mg/L	0.01293	27.77%
Ag 328.068†	483.1	0.0018 mg/L		0.00035	0.0018 mg/L	0.00035	19.73%
Cu 327.393†	291780.7	2.029 mg/L		0.0320	2.029 mg/L	0.0320	1.58%
Ni 231.604†	22533.5	0.3803 mg/L		0.00231	0.3803 mg/L	0.00231	0.61%
Zn 206.200†	73826.5	1.431 mg/L		0.0192	1.431 mg/L	0.0192	1.34%
Sb 206.836†	77.6	0.0179 mg/L		0.00500	0.0179 mg/L	0.00500	27.93%
Fe 273.955†	12960160.5	385.8 mg/L		0.33	385.8 mg/L	0.33	0.08%
Mg 279.077†	14580.3	167.4 mg/L		2.61	167.4 mg/L	2.61	1.56%
Mo 202.031†	5974.5	0.4495 mg/L		0.00321	0.4495 mg/L	0.00321	0.71%

Sequence No.: 21

Autosampler Location: 29

Sample ID: 580-5404-A-14-N

Date Collected: 4/6/2007 2:24:56 PM

Analyst:

Sample Wt:

Sample Prep Volume:

Dilution:

Data Type: Reprocessed on 4/6/2007 4:42:40 PM,

Mean Data: 580-5404-A-14-N

Analyte	Mean Corrected		Calib	Std.Dev.	Sample		RSD
	Intensity	Conc. Units			Conc. Units	Std.Dev.	
Lu 261.542	579092.4	101.3 %		1.00			0.98%
Sc 361.383	1246078.3	120.2 %		0.85			0.70%
As 188.979†	412.8	0.2100 mg/L		0.00645	0.2100 mg/L	0.00645	3.07%
Cd 226.502†	504.5	0.0030 mg/L		0.00044	0.0030 mg/L	0.00044	15.03%
Cr 267.716†	64511.5	0.4853 mg/L		0.00277	0.4853 mg/L	0.00277	0.57%
Pb 220.353†	6157.4	0.5286 mg/L		0.00523	0.5286 mg/L	0.00523	0.99%
Se 196.026†	105.1	0.0457 mg/L		0.01365	0.0457 mg/L	0.01365	29.87%
Ag 328.068†	452.3	0.0016 mg/L		0.00036	0.0016 mg/L	0.00036	22.11%
Cu 327.393†	257442.6	1.790 mg/L		0.0078	1.790 mg/L	0.0078	0.43%
Ni 231.604†	28897.3	0.4878 mg/L		0.00311	0.4878 mg/L	0.00311	0.64%
Zn 206.200†	66836.5	1.295 mg/L		0.0081	1.295 mg/L	0.0081	0.63%
Sb 206.836†	83.8	0.0193 mg/L		0.01308	0.0193 mg/L	0.01308	67.62%
Fe 273.955†	12739956.7	379.3 mg/L		0.85	379.3 mg/L	0.85	0.22%
Mg 279.077†	15637.0	179.5 mg/L		1.92	179.5 mg/L	1.92	1.07%
Mo 202.031†	7019.5	0.5281 mg/L		0.00748	0.5281 mg/L	0.00748	1.42%

Sequence No.: 22

Autosampler Location: 30

Sample ID: 580-5453-C-9-N

Date Collected: 4/6/2007 2:28:13 PM

Analyst:

Sample Wt:

Sample Prep Volume:

Dilution:

Data Type: Reprocessed on 4/6/2007 4:42:41 PM,

Mean Data: 580-5453-C-9-N

Analyte	Mean Corrected		Calib	Std.Dev.	Sample		RSD
	Intensity	Conc. Units			Conc. Units	Std.Dev.	
Lu 261.542	604285.8	105.7 %		0.93			0.88%
Sc 361.383	1219252.7	117.6 %		2.57			2.18%
As 188.979†	42.1	0.0214 mg/L		0.00188	0.0214 mg/L	0.00188	8.76%
Cd 226.502†	702.1	0.0041 mg/L		0.00020	0.0041 mg/L	0.00020	4.80%

Cr 267.716†	30265.2	0.2277 mg/L	0.00213	0.2277 mg/L	0.00213	0.94%
Pb 220.353†	1346.2	0.1156 mg/L	0.00225	0.1156 mg/L	0.00225	1.94%
Se 196.026†	38.1	0.0166 mg/L	0.00226	0.0166 mg/L	0.00226	13.63%
Ag 328.068†	-1578.3	-0.0058 mg/L	0.00071	-0.0058 mg/L	0.00071	12.30%
Cu 327.393†	38333.3	0.2665 mg/L	0.00376	0.2665 mg/L	0.00376	1.41%
Ni 231.604†	12150.2	0.2051 mg/L	0.00296	0.2051 mg/L	0.00296	1.44%
Zn 206.200†	66369.8	1.286 mg/L	0.0150	1.286 mg/L	0.0150	1.16%
Sb 206.836†	73.6	0.0170 mg/L	0.00038	0.0170 mg/L	0.00038	2.26%
Fe 273.955†	8591406.2	255.8 mg/L	0.45	255.8 mg/L	0.45	0.18%
Mg 279.077†	4207.8	48.30 mg/L	0.534	48.30 mg/L	0.534	1.10%
Mo 202.031†	108.5	0.0082 mg/L	0.00228	0.0082 mg/L	0.00228	27.86%

Sequence No.: 23

Sample ID: 580-5456-A-1-D

Analyst: .

Sample Wt: .

Dilution:

Autosampler Location: 31

Date Collected: 4/6/2007 2:32:25 PM

Sample Prep Volume:

Data Type: Reprocessed on 4/6/2007 4:42:41 PM,

Mean Data: 580-5456-A-1-D

Analyte	Mean Corrected		Calib	Std.Dev.	Sample		RSD
	Intensity	Conc. Units			Conc. Units	Std.Dev.	
Lu 261.542	588266.4	102.9 %		1.38			1.34%
Sc 361.383	1039188.7	100.2 %		0.97			0.96%
As 188.979†	22.8	0.0116 mg/L	0.00140	0.00140	0.0116 mg/L	0.00140	12.05%
Cd 226.502†	1555.0	0.0091 mg/L	0.00018	0.00018	0.0091 mg/L	0.00018	1.93%
Cr 267.716†	12712.8	0.0956 mg/L	0.00118	0.00118	0.0956 mg/L	0.00118	1.24%
Pb 220.353†	3355.7	0.2881 mg/L	0.00358	0.00358	0.2881 mg/L	0.00358	1.24%
Se 196.026†	94.6	0.0411 mg/L	0.00133	0.00133	0.0411 mg/L	0.00133	3.23%
Ag 328.068†	9202.4	0.0335 mg/L	0.00095	0.00095	0.0335 mg/L	0.00095	2.82%
Cu 327.393†	269725.8	1.875 mg/L	0.0263	0.0263	1.875 mg/L	0.0263	1.40%
Ni 231.604†	5153.2	0.0870 mg/L	0.00138	0.00138	0.0870 mg/L	0.00138	1.59%
Zn 206.200†	247360.0	4.794 mg/L	0.0762	0.0762	4.794 mg/L	0.0762	1.59%
Sb 206.836†	39.8	0.0092 mg/L	0.00151	0.00151	0.0092 mg/L	0.00151	16.41%
Fe 273.955†	6462861.5	192.4 mg/L	1.10	1.10	192.4 mg/L	1.10	0.57%
Mg 279.077†	2990.2	34.33 mg/L	0.550	0.550	34.33 mg/L	0.550	1.60%
Mo 202.031†	434.5	0.0327 mg/L	0.00068	0.00068	0.0327 mg/L	0.00068	2.07%

Sequence No.: 24

Sample ID: MB 580-17358/19-AA

Analyst:

Sample Wt:

Dilution:

Autosampler Location: 32

Date Collected: 4/6/2007 2:36:38 PM

Sample Prep Volume:

Data Type: Reprocessed on 4/6/2007 4:42:41 PM,

Mean Data: MB 580-17358/19-AA

Analyte	Mean Corrected		Calib	Std.Dev.	Sample		RSD
	Intensity	Conc. Units			Conc. Units	Std.Dev.	
Lu 261.542	584922.7	102.3 %		0.83			0.81%
Sc 361.383	1043644.1	100.6 %		0.94			0.94%
As 188.979†	-2.1	-0.0011 mg/L	0.00156	0.00156	-0.0011 mg/L	0.00156	146.77%
Gd 226.502†	-23.3	-0.0001 mg/L	0.00002	0.00002	-0.0001 mg/L	0.00002	16.53%
Cr 267.716†	-23.8	-0.0002 mg/L	0.00008	0.00008	-0.0002 mg/L	0.00008	42.19%
Pb 220.353†	-56.1	-0.0048 mg/L	0.00059	0.00059	-0.0048 mg/L	0.00059	12.24%
Se 196.026†	-5.0	-0.0022 mg/L	0.00226	0.00226	-0.0022 mg/L	0.00226	104.01%
Ag 328.068†	121.6	0.0004 mg/L	0.00041	0.00041	0.0004 mg/L	0.00041	91.83%
Cu 327.393†	2741.3	0.0191 mg/L	0.00080	0.00080	0.0191 mg/L	0.00080	4.19%
Ni 231.604†	41.4	0.0007 mg/L	0.00007	0.00007	0.0007 mg/L	0.00007	10.00%
Zn 206.200†	2266.4	0.0439 mg/L	0.00199	0.00199	0.0439 mg/L	0.00199	4.52%
Sb 206.836†	-6.8	-0.0016 mg/L	0.00201	0.00201	-0.0016 mg/L	0.00201	128.62%
Fe 273.955†	1927.6	0.0574 mg/L	0.00715	0.00715	0.0574 mg/L	0.00715	12.46%
Mg 279.077†	-7.5	-0.0857 mg/L	0.02841	0.02841	-0.0857 mg/L	0.02841	33.16%
Mo 202.031†	0.4	0.0000 mg/L	0.00020	0.00020	0.0000 mg/L	0.00020	746.34%

Sequence No.: 25

Sample ID: CCV

Analyst:

Sample Wt:

Autosampler Location: 5

Date Collected: 4/6/2007 2:40:41 PM

Sample Prep Volume:

Dilution:

Data Type: Reprocessed on 4/6/2007 4:42:42 PM,


Mean Data: CCV

Analyte	Mean Corrected Intensity	Calib Conc. Units	Std.Dev.	Sample Conc. Units	Std.Dev.	RSD
Lu 261.542	595746.0	104.2 %	1.05			1.01%
Sc 361.383	1088551.1	105.0 %	1.11			1.05%
As 188.979†	9683.6	4.927 mg/L	0.0494	4.927 mg/L	0.0494	1.00%
		QC value within limits for As 188.979	Recovery = 98.54%			
Cd 226.502†	166739.8	0.9785 mg/L	0.00113	0.9785 mg/L	0.00113	0.12%
		QC value within limits for Cd 226.502	Recovery = 97.85%			
Cr 267.716†	130883.3	0.9846 mg/L	0.00182	0.9846 mg/L	0.00182	0.19%
		QC value within limits for Cr 267.716	Recovery = 98.46%			
Pb 220.353†	28843.1	2.476 mg/L	0.0221	2.476 mg/L	0.0221	0.89%
		QC value within limits for Pb 220.353	Recovery = 99.04%			
Se 196.026†	11226.9	4.882 mg/L	0.0832	4.882 mg/L	0.0832	1.70%
		QC value within limits for Se 196.026	Recovery = 97.65%			
Ag 328.068†	267328.6	0.9740 mg/L	0.00126	0.9740 mg/L	0.00126	0.13%
		QC value within limits for Ag 328.068	Recovery = 97.40%			
Cu 327.393†	141204.3	0.9817 mg/L	0.00287	0.9817 mg/L	0.00287	0.29%
		QC value within limits for Cu 327.393	Recovery = 98.17%			
Ni 231.604†	58502.7	0.9875 mg/L	0.01176	0.9875 mg/L	0.01176	1.19%
		QC value within limits for Ni 231.604	Recovery = 98.75%			
Zn 206.200†	51327.7	0.9947 mg/L	0.01151	0.9947 mg/L	0.01151	1.16%
		QC value within limits for Zn 206.200	Recovery = 99.47%			
Sb 206.836†	21426.0	4.942 mg/L	0.0629	4.942 mg/L	0.0629	1.27%
		QC value within limits for Sb 206.836	Recovery = 98.84%			
Fe 273.955†	334261.1	9.951 mg/L	0.0126	9.951 mg/L	0.0126	0.13%
		QC value within limits for Fe 273.955	Recovery = 99.51%			
Mg 279.077†	1644.0	18.87 mg/L	0.262	18.87 mg/L	0.262	1.39%
		QC value within limits for Mg 279.077	Recovery = 94.36%			
Mo 202.031†	13141.9	0.9888 mg/L	0.01292	0.9888 mg/L	0.01292	1.31%
		QC value within limits for Mo 202.031	Recovery = 98.88%			

All analytes passed QC.

Sequence No.: 26

Sample ID: CCB

Analyst: 

Sample Wt:

Dilution:

Autosampler Location: 6

Date Collected: 4/6/2007 2:44:50 PM

Sample Prep Volume:

Data Type: Reprocessed on 4/6/2007 4:42:42 PM,

Mean Data: CCB

Analyte	Mean Corrected Intensity	Calib Conc. Units	Std.Dev.	Sample Conc. Units	Std.Dev.	RSD
Lu 261.542	582387.3	101.9 %	0.76			0.75%
Sc 361.383	1047371.8	101.0 %	0.70			0.69%
As 188.979†	-2.6	-0.0013 mg/L	0.00271	-0.0013 mg/L	0.00271	208.42%
		QC value within limits for As 188.979	Recovery = Not calculated			
Cd 226.502†	-13.5	-0.0001 mg/L	0.00005	-0.0001 mg/L	0.00005	63.88%
		QC value within limits for Cd 226.502	Recovery = Not calculated			
Cr 267.716†	-10.4	-0.0001 mg/L	0.00012	-0.0001 mg/L	0.00012	147.49%
		QC value within limits for Cr 267.716	Recovery = Not calculated			
Pb 220.353†	-9.0	-0.0008 mg/L	0.00155	-0.0008 mg/L	0.00155	201.39%
		QC value within limits for Pb 220.353	Recovery = Not calculated			
Se 196.026†	-6.8	-0.0030 mg/L	0.00077	-0.0030 mg/L	0.00077	25.94%
		QC value within limits for Se 196.026	Recovery = Not calculated			
Ag 328.068†	21.3	0.0001 mg/L	0.00033	0.0001 mg/L	0.00033	423.29%
		QC value within limits for Ag 328.068	Recovery = Not calculated			
Cu 327.393†	1031.6	0.0072 mg/L	0.00082	0.0072 mg/L	0.00082	11.36%
		QC value within limits for Cu 327.393	Recovery = Not calculated			
Ni 231.604†	-1.6	0.0000 mg/L	0.00016	0.0000 mg/L	0.00016	567.85%
		QC value within limits for Ni 231.604	Recovery = Not calculated			
Zn 206.200†	1024.3	0.0199 mg/L	0.00081	0.0199 mg/L	0.00081	4.06%
		QC value within limits for Zn 206.200	Recovery = Not calculated			
Sb 206.836†	4.6	0.0010 mg/L	0.00182	0.0010 mg/L	0.00182	173.49%
		QC value within limits for Sb 206.836	Recovery = Not calculated			
Fe 273.955†	1356.4	0.0404 mg/L	0.00138	0.0404 mg/L	0.00138	3.43%
		QC value within limits for Fe 273.955	Recovery = Not calculated			

Mg 279.077† -9.5 -0.1091 mg/L 0.02576 -0.1091 mg/L 0.02576 23.61%
 QC value within limits for Mg 279.077 Recovery = Not calculated
 Mo 202.031† 4.0 0.0003 mg/L 0.00014 0.0003 mg/L 0.00014 47.45%
 QC value within limits for Mo 202.031 Recovery = Not calculated
 All analytes passed QC.

Sequence No.: 27

Sample ID: 400-20367-B-1-D

Analyst:

Sample Wt:

Dilution:

Autosampler Location: 33

Date Collected: 4/6/2007 2:48:52 PM

Sample Prep Volume:

Data Type: Reprocessed on 4/6/2007 4:42:42 PM,

Mean Data: 400-20367-B-1-D

Analyte	Mean Corrected		Calib Conc. Units	Std.Dev.	Sample		RSD
	Intensity				Conc. Units	Std.Dev.	
Lu 261.542†	593274.3		103.8 %	0.75			0.73%
Sc 361.383†	1334019.8		128.6 %	4.83			3.75%
As 188.979†	31.9		0.0162 mg/L	0.00143	0.0162 mg/L	0.00143	8.78%
Cd 226.502†	-162.8		-0.0010 mg/L	0.00019	-0.0010 mg/L	0.00019	20.00%
Cr 267.716†	75399.3		0.5672 mg/L	0.00837	0.5672 mg/L	0.00837	1.48%
Pb 220.353†	541.7		0.0465 mg/L	0.00064	0.0465 mg/L	0.00064	1.38%
Se 196.026†	38.6		0.0168 mg/L	0.00080	0.0168 mg/L	0.00080	4.75%
Ag 328.068†	-1633.4		-0.0060 mg/L	0.00047	-0.0060 mg/L	0.00047	7.83%
Cu 327.393†	48187.1		0.3350 mg/L	0.00590	0.3350 mg/L	0.00590	1.76%
Ni 231.604†	36006.3		0.6078 mg/L	0.01011	0.6078 mg/L	0.01011	1.66%
Zn 206.200†	34290.8		0.6645 mg/L	0.01363	0.6645 mg/L	0.01363	2.05%
Sb 206.836†	76.2		0.0176 mg/L	0.00113	0.0176 mg/L	0.00113	6.43%
Fe 273.955†	9044688.5		269.3 mg/L	0.39	269.3 mg/L	0.39	0.15%
Mg 279.077†	9073.5		104.2 mg/L	1.77	104.2 mg/L	1.77	1.70%
Mo 202.031†	113.2		0.0085 mg/L	0.00177	0.0085 mg/L	0.00177	20.79%

Sequence No.: 28

Sample ID: 400-20367-B-2-D

Analyst:

Sample Wt:

Dilution:

Autosampler Location: 34

Date Collected: 4/6/2007 2:53:06 PM

Sample Prep Volume:

Data Type: Reprocessed on 4/6/2007 4:42:44 PM,

Mean Data: 400-20367-B-2-D

Analyte	Mean Corrected		Calib Conc. Units	Std.Dev.	Sample		RSD
	Intensity				Conc. Units	Std.Dev.	
Lu 261.542†	595263.6		104.1 %	0.60			0.57%
Sc 361.383†	1228627.8		118.5 %	0.97			0.82%
As 188.979†	49.9		0.0254 mg/L	0.00194	0.0254 mg/L	0.00194	7.64%
Cd 226.502†	-315.9		-0.0019 mg/L	0.00028	-0.0019 mg/L	0.00028	15.35%
Cr 267.716†	54690.2		0.4114 mg/L	0.00259	0.4114 mg/L	0.00259	0.63%
Pb 220.353†	370.1		0.0318 mg/L	0.00080	0.0318 mg/L	0.00080	2.52%
Se 196.026†	41.9		0.0182 mg/L	0.00245	0.0182 mg/L	0.00245	13.45%
Ag 328.068†	-1146.1		-0.0042 mg/L	0.00046	-0.0042 mg/L	0.00046	10.90%
Cu 327.393†	35798.7		0.2489 mg/L	0.00155	0.2489 mg/L	0.00155	0.62%
Ni 231.604†	20133.7		0.3398 mg/L	0.00221	0.3398 mg/L	0.00221	0.65%
Zn 206.200†	22139.4		0.4290 mg/L	0.00236	0.4290 mg/L	0.00236	0.55%
Sb 206.836†	56.9		0.0131 mg/L	0.00118	0.0131 mg/L	0.00118	8.99%
Fe 273.955†	8348670.7		248.5 mg/L	0.45	248.5 mg/L	0.45	0.18%
Mg 279.077†	4827.6		55.42 mg/L	0.989	55.42 mg/L	0.989	1.78%
Mo 202.031†	64.0		0.0048 mg/L	0.00160	0.0048 mg/L	0.00160	33.35%

Sequence No.: 29

Sample ID: 400-20367-B-3-D

Analyst:

Sample Wt:

Dilution:

Autosampler Location: 35

Date Collected: 4/6/2007 2:57:17 PM

Sample Prep Volume:

Data Type: Reprocessed on 4/6/2007 4:42:45 PM,

Mean Data: 400-20367-B-3-D

Analyte	Mean Corrected		Calib Conc. Units	Std.Dev.	Sample		RSD
	Intensity				Conc. Units	Std.Dev.	

Lu 261.542	585436.6	102.4 %	1.04				1.01%
Sc 361.383	1278656.6	123.3 %	0.50				0.41%
As 188.979†	62.9	0.0320 mg/L	0.00941	0.0320 mg/L	0.00941	29.38%	
Cd 226.502†	-211.2	-0.0012 mg/L	0.00020	-0.0012 mg/L	0.00020	16.23%	
Cr 267.716†	62851.2	0.4728 mg/L	0.00505	0.4728 mg/L	0.00505	1.07%	
Pb 220.353†	852.7	0.0732 mg/L	0.00563	0.0732 mg/L	0.00563	7.69%	
Se 196.026†	48.6	0.0211 mg/L	0.01551	0.0211 mg/L	0.01551	73.42%	
Ag 328.068†	-1628.3	-0.0059 mg/L	0.00037	-0.0059 mg/L	0.00037	6.27%	
Cu 327.393†	41710.4	0.2900 mg/L	0.00350	0.2900 mg/L	0.00350	1.21%	
Ni 231.604†	32260.4	0.5445 mg/L	0.01302	0.5445 mg/L	0.01302	2.39%	
Zn 206.200†	30019.6	0.5817 mg/L	0.01547	0.5817 mg/L	0.01547	2.66%	
Sb 206.836†	65.2	0.0150 mg/L	0.00370	0.0150 mg/L	0.00370	24.61%	
Fe 273.955†	10136445.2	301.8 mg/L	0.61	301.8 mg/L	0.61	0.20%	
Mg 279.077†	6321.8	72.57 mg/L	1.499	72.57 mg/L	1.499	2.07%	
Mo 202.031†	99.4	0.0075 mg/L	0.00285	0.0075 mg/L	0.00285	38.04%	

Sequence No.: 30

Sample ID: 400-20367-B-4-G

Analyst: *FB*

Sample Wt:

Dilution:

Autosampler Location: 36

Date Collected: 4/6/2007 3:00:34 PM

Sample Prep Volume:

Data Type: Reprocessed on 4/6/2007 4:42:46 PM,

Mean Data: 400-20367-B-4-G

Analyte	Mean Corrected Intensity	Calib Conc. Units	Std.Dev.	Sample Conc. Units	Std.Dev.	RSD
Lu 261.542	580168.4	101.5 %	1.62			1.59%
Sc 361.383	1220966.6	117.7 %	1.02			0.86%
As 188.979†	42.5	0.0216 mg/L	0.00283	0.0216 mg/L	0.00283	13.08%
Cd 226.502†	-191.9	-0.0011 mg/L	0.00007	-0.0011 mg/L	0.00007	6.63%
Cr 267.716†	49950.9	0.3757 mg/L	0.00880	0.3757 mg/L	0.00880	2.34%
Pb 220.353†	563.8	0.0484 mg/L	0.00093	0.0484 mg/L	0.00093	1.93%
Se 196.026†	36.6	0.0159 mg/L	0.00124	0.0159 mg/L	0.00124	7.77%
Ag 328.068†	-1373.5	-0.0050 mg/L	0.00038	-0.0050 mg/L	0.00038	7.62%
Cu 327.393†	29961.2	0.2083 mg/L	0.00551	0.2083 mg/L	0.00551	2.65%
Ni 231.604†	23312.3	0.3935 mg/L	0.01103	0.3935 mg/L	0.01103	2.80%
Zn 206.200†	23425.6	0.4540 mg/L	0.01033	0.4540 mg/L	0.01033	2.28%
Sb 206.836†	46.3	0.0107 mg/L	0.00172	0.0107 mg/L	0.00172	16.08%
Fe 273.955†	8291295.2	246.8 mg/L	1.28	246.8 mg/L	1.28	0.52%
Mg 279.077†	5622.9	64.55 mg/L	0.547	64.55 mg/L	0.547	0.85%
Mo 202.031†	183.6	0.0138 mg/L	0.00147	0.0138 mg/L	0.00147	10.65%

Sequence No.: 31

Sample ID: 400-20367-B-5-F

Analyst:

Sample Wt:

Dilution:

Autosampler Location: 37


Date Collected: 4/6/2007 3:04:47 PM

Sample Prep Volume:

Data Type: Reprocessed on 4/6/2007 4:42:46 PM,

Mean Data: 400-20367-B-5-F

Analyte	Mean Corrected Intensity	Calib Conc. Units	Std.Dev.	Sample Conc. Units	Std.Dev.	RSD
Lu 261.542	600549.9	105.1 %	0.69			0.66%
Sc 361.383	1298801.9	125.2 %	0.39			0.31%
As 188.979†	261.8	0.1332 mg/L	0.00414	0.1332 mg/L	0.00414	3.11%
Cd 226.502†	8433.1	0.0495 mg/L	0.00066	0.0495 mg/L	0.00066	1.34%
Cr 267.716†	81470.3	0.6128 mg/L	0.00768	0.6128 mg/L	0.00768	1.25%
Pb 220.353†	25493.5	2.189 mg/L	0.0190	2.189 mg/L	0.0190	0.87%
Se 196.026†	94.3	0.0410 mg/L	0.00702	0.0410 mg/L	0.00702	17.11%
Ag 328.068†	-1641.8	-0.0060 mg/L	0.00027	-0.0060 mg/L	0.00027	4.43%
Cu 327.393†	112290.8	0.7807 mg/L	0.01155	0.7807 mg/L	0.01155	1.48%
Ni 231.604†	36569.1	0.6172 mg/L	0.00702	0.6172 mg/L	0.00702	1.14%
Zn 206.200†	137670.8	2.668 mg/L	0.0302	2.668 mg/L	0.0302	1.13%
Sb 206.836†	210.2	0.0485 mg/L	0.00725	0.0485 mg/L	0.00725	14.95%
Fe 273.955†	12259653.2	365.0 mg/L	0.66	365.0 mg/L	0.66	0.18%
Mg 279.077†	7186.0	82.49 mg/L	1.246	82.49 mg/L	1.246	1.51%
Mo 202.031†	123.1	0.0093 mg/L	0.00090	0.0093 mg/L	0.00090	9.68%

Sequence No.: 32
 Sample ID: MB 580-17358/19-AA
 Analyst: 
 Sample Wt:
 Dilution:

Autosampler Location: 38
 Date Collected: 4/6/2007 3:08:07 PM

Sample Prep Volume:
 Data Type: Reprocessed on 4/6/2007 4:42:46 PM,

 Mean Data: MB 580-17358/19-AA

Analyte	Mean Corrected		Calib	Std.Dev.	Sample		RSD
	Intensity	Conc.			Units	Conc.	
Lu 261.542	587407.1	102.8	%	1.25			1.22%
Sc 361.383	1031214.3	99.44	%	1.184			1.19%
As 188.979†	-0.6	-0.0003	mg/L	0.00033	-0.0003	mg/L	103.62%
Cd 226.502†	-24.1	-0.0001	mg/L	0.00003	-0.0001	mg/L	20.12%
Cr 267.716†	-28.0	-0.0002	mg/L	0.00003	-0.0002	mg/L	13.49%
Pb 220.353†	-54.8	-0.0047	mg/L	0.00030	-0.0047	mg/L	6.45%
Se 196.026†	-10.5	-0.0046	mg/L	0.00199	-0.0046	mg/L	43.35%
Ag 328.068†	32.2	0.0001	mg/L	0.00046	0.0001	mg/L	393.32%
Cu 327.393†	301.4	0.0021	mg/L	0.00068	0.0021	mg/L	32.33%
Ni 231.604†	-21.3	-0.0004	mg/L	0.00025	-0.0004	mg/L	70.74%
Zn 206.200†	896.5	0.0174	mg/L	0.00083	0.0174	mg/L	4.76%
Sb 206.836†	-3.6	-0.0008	mg/L	0.00073	-0.0008	mg/L	88.40%
Fe 273.955†	1690.6	0.0503	mg/L	0.00490	0.0503	mg/L	9.74%
Mg 279.077†	-10.8	-0.1236	mg/L	0.02090	-0.1236	mg/L	16.91%
Mo 202.031†	0.5	0.0000	mg/L	0.00009	0.0000	mg/L	248.06%

=====

Sequence No.: 33
 Sample ID: LCS 580-17358/20-AA
 Analyst:
 Sample Wt:
 Dilution:

Autosampler Location: 39
 Date Collected: 4/6/2007 3:12:11 PM

Sample Prep Volume:
 Data Type: Reprocessed on 4/6/2007 4:42:46 PM,

 Mean Data: LCS 580-17358/20-AA

Analyte	Mean Corrected		Calib	Std.Dev.	Sample		RSD
	Intensity	Conc.			Units	Conc.	
Lu 261.542	599767.1	104.9	%	0.91			0.87%
Sc 361.383	1078808.3	104.0	%	0.88			0.84%
As 188.979†	7697.0	3.916	mg/L	0.1019	3.916	mg/L	2.60%
Cd 226.502†	16635.6	0.0976	mg/L	0.00202	0.0976	mg/L	2.07%
Cr 267.716†	52584.7	0.3956	mg/L	0.00066	0.3956	mg/L	0.17%
Pb 220.353†	11498.3	0.9871	mg/L	0.01929	0.9871	mg/L	1.95%
Se 196.026†	8604.2	3.742	mg/L	0.0822	3.742	mg/L	2.20%
Ag 328.068†	161648.5	0.5890	mg/L	0.00154	0.5890	mg/L	0.26%
Cu 327.393†	71067.5	0.4941	mg/L	0.00137	0.4941	mg/L	0.28%
Ni 231.604†	61614.5	1.040	mg/L	0.0023	1.040	mg/L	0.22%
Zn 206.200†	55743.8	1.080	mg/L	0.0007	1.080	mg/L	0.06%
Sb 206.836†	12297.2	2.836	mg/L	0.0540	2.836	mg/L	1.90%
Fe 273.955†	744263.5	22.16	mg/L	0.038	22.16	mg/L	0.17%
Mg 279.077†	1660.0	19.06	mg/L	0.156	19.06	mg/L	0.82%
Mo 202.031†	66585.9	5.010	mg/L	0.0117	5.010	mg/L	0.23%

=====

Sequence No.: 34
 Sample ID: LCSD 580-17358/21-AA
 Analyst:
 Sample Wt:
 Dilution:

Autosampler Location: 40
 Date Collected: 4/6/2007 3:16:19 PM

Sample Prep Volume:
 Data Type: Reprocessed on 4/6/2007 4:42:46 PM,

 Mean Data: LCSD 580-17358/21-AA

Analyte	Mean Corrected		Calib	Std.Dev.	Sample		RSD
	Intensity	Conc.			Units	Conc.	
Lu 261.542	600002.6	105.0	%	0.72			0.68%
Sc 361.383	1091454.2	105.2	%	0.81			0.77%
As 188.979†	7977.6	4.059	mg/L	0.1058	4.059	mg/L	2.61%
Cd 226.502†	17294.1	0.1015	mg/L	0.00299	0.1015	mg/L	2.94%
Cr 267.716†	53582.3	0.4031	mg/L	0.00168	0.4031	mg/L	0.42%
Pb 220.353†	12056.2	1.035	mg/L	0.0222	1.035	mg/L	2.15%
Se 196.026†	8976.7	3.904	mg/L	0.1104	3.904	mg/L	2.83%

Ag 328.068†	162256.1	0.5912 mg/L	0.00148	0.5912 mg/L	0.00148	0.25%
Cu 327.393†	72390.1	0.5033 mg/L	0.00240	0.5033 mg/L	0.00240	0.48%
Ni 231.604†	62869.5	1.061 mg/L	0.0041	1.061 mg/L	0.0041	0.39%
Zn 206.200†	56471.1	1.094 mg/L	0.0022	1.094 mg/L	0.0022	0.21%
Sb 206.836†	12650.5	2.918 mg/L	0.0741	2.918 mg/L	0.0741	2.54%
Fe 273.955†	752700.2	22.41 mg/L	0.043	22.41 mg/L	0.043	0.19%
Mg 279.077†	1671.1	19.18 mg/L	0.129	19.18 mg/L	0.129	0.67%
Mo 202.031†	66417.0	4.997 mg/L	0.0196	4.997 mg/L	0.0196	0.39%

Sequence No.: 35
 Sample ID: LCSSRM 580-17358/22-AA
 Analyst: *FB*
 Sample Wt.:
 Dilution:

Autosampler Location: 41
 Date Collected: 4/6/2007 3:20:27 PM
 Sample Prep Volume:
 Data Type: Reprocessed on 4/6/2007 4:42:47 PM,

Mean Data: LCSSRM 580-17358/22-AA

Analyte	Mean Corrected Intensity	Conc. Units	Calib	Std.Dev.	Sample Conc. Units	Std.Dev.	RSD
Lu 261.542,	615511.4	107.7 %		1.41			1.31%
Sc 361.383	1244541.7	120.0 %		0.65			0.54%
As 188.979†	3513.5	1.788 mg/L		0.0343	1.788 mg/L	0.0343	1.92%
Cd 226.502†	140189.3	0.8227 mg/L		0.01874	0.8227 mg/L	0.01874	2.28%
Cr 267.716†	148927.7	1.120 mg/L		0.0264	1.120 mg/L	0.0264	2.36%
Pb 220.353†	13631.1	1.170 mg/L		0.0162	1.170 mg/L	0.0162	1.38%
Se 196.026†	3563.4	1.550 mg/L		0.0117	1.550 mg/L	0.0117	0.76%
Ag 328.068†	617377.5	2.249 mg/L		0.0539	2.249 mg/L	0.0539	2.40%
Cu 327.393†	128162.0	0.8910 mg/L		0.02251	0.8910 mg/L	0.02251	2.53%
Ni 231.604†	53184.0	0.8977 mg/L		0.02032	0.8977 mg/L	0.02032	2.26%
Zn 206.200†	200105.5	3.878 mg/L		0.0964	3.878 mg/L	0.0964	2.49%
Sb 206.836†	10922.1	2.519 mg/L		0.0418	2.519 mg/L	0.0418	1.66%
Fe 273.955†	5113599.5	152.2 mg/L		0.36	152.2 mg/L	0.36	0.23%
Mg 279.077†	2491.2	28.60 mg/L		0.103	28.60 mg/L	0.103	0.36%
Mo 202.031†	7115.4	0.5353 mg/L		0.00640	0.5353 mg/L	0.00640	1.19%

Sequence No.: 36
 Sample ID: MB 580-17358/19-AA
 Analyst:
 Sample Wt.:
 Dilution:

Autosampler Location: 42
 Date Collected: 4/6/2007 3:23:42 PM
 Sample Prep Volume:
 Data Type: Reprocessed on 4/6/2007 4:42:47 PM,

Mean Data: MB 580-17358/19-AA

Analyte	Mean Corrected Intensity	Conc. Units	Calib	Std.Dev.	Sample Conc. Units	Std.Dev.	RSD
Lu 261.542,	593072.4	103.8 %		1.34			1.29%
Sc 361.383	1050524.7	101.3 %		1.41			1.39%
As 188.979†	1.9	0.0010 mg/L		0.00024	0.0010 mg/L	0.00024	24.46%
Cd 226.502†	10.2	0.0001 mg/L		0.00004	0.0001 mg/L	0.00004	73.98%
Cr 267.716†	-5.9	0.0000 mg/L		0.00007	0.0000 mg/L	0.00007	162.65%
Pb 220.353†	-35.3	-0.0030 mg/L		0.00127	-0.0030 mg/L	0.00127	41.74%
Se 196.026†	-5.4	-0.0023 mg/L		0.00090	-0.0023 mg/L	0.00090	38.59%
Ag 328.068†	44.8	0.0002 mg/L		0.00040	0.0002 mg/L	0.00040	248.17%
Cu 327.393†	392.7	0.0027 mg/L		0.00111	0.0027 mg/L	0.00111	40.62%
Ni 231.604†	-4.0	-0.0001 mg/L		0.00018	-0.0001 mg/L	0.00018	270.80%
Zn 206.200†	1200.9	0.0233 mg/L		0.00161	0.0233 mg/L	0.00161	6.91%
Sb 206.836†	6.6	0.0015 mg/L		0.00066	0.0015 mg/L	0.00066	43.42%
Fe 273.955†	1264.8	0.0377 mg/L		0.00747	0.0377 mg/L	0.00747	19.85%
Mg 279.077†	-11.1	-0.1276 mg/L		0.00512	-0.1276 mg/L	0.00512	4.01%
Mo 202.031†	9.4	0.0007 mg/L		0.00025	0.0007 mg/L	0.00025	35.83%

Sequence No.: 37
 Sample ID: CCV
 Analyst:
 Sample Wt.:
 Dilution:

Autosampler Location: 5
 Date Collected: 4/6/2007 3:27:46 PM
 Sample Prep Volume:
 Data Type: Reprocessed on 4/6/2007 4:42:47 PM,

Mean Data: CCV

Analyte	Mean Corrected		Calib		Sample		RSD
	Intensity	Conc.	Units	Std.Dev.	Conc. Units	Std.Dev.	
Lu 261.542	597903.6	104.6	%	2.12			2.03%
Sc 361.383	1094178.5	105.5	%	2.26			2.14%
As 188.979†	9659.6	4.915	mg/L	0.1254	4.915 mg/L	0.1254	2.55%
QC value within limits for As 188.979				Recovery = 98.30%			
Cd 226.502†	163964.5	0.9622	mg/L	0.00238	0.9622 mg/L	0.00238	0.25%
QC value within limits for Cd 226.502				Recovery = 96.22%			
Cr 267.716†	128620.1	0.9675	mg/L	0.00189	0.9675 mg/L	0.00189	0.20%
QC value within limits for Cr 267.716				Recovery = 96.75%			
Pb 220.353†	28630.5	2.458	mg/L	0.0656	2.458 mg/L	0.0656	2.67%
QC value within limits for Pb 220.353				Recovery = 98.31%			
Se 196.026†	11227.4	4.883	mg/L	0.1191	4.883 mg/L	0.1191	2.44%
QC value within limits for Se 196.026				Recovery = 97.65%			
Ag 328.068†	262631.5	0.9569	mg/L	0.00114	0.9569 mg/L	0.00114	0.12%
QC value within limits for Ag 328.068				Recovery = 95.69%			
Cu 327.393†	138008.6	0.9595	mg/L	0.00111	0.9595 mg/L	0.00111	0.12%
QC value within limits for Cu 327.393				Recovery = 95.95%			
Ni 231.604†	57869.6	0.9768	mg/L	0.02246	0.9768 mg/L	0.02246	2.30%
QC value within limits for Ni 231.604				Recovery = 97.68%			
Zn 206.200†	51164.2	0.9915	mg/L	0.02464	0.9915 mg/L	0.02464	2.49%
QC value within limits for Zn 206.200				Recovery = 99.15%			
Sb 206.836†	21271.2	4.906	mg/L	0.1191	4.906 mg/L	0.1191	2.43%
QC value within limits for Sb 206.836				Recovery = 98.12%			
Fe 273.955†	328786.4	9.788	mg/L	0.0176	9.788 mg/L	0.0176	0.18%
QC value within limits for Fe 273.955				Recovery = 97.88%			
Mg 279.077†	1603.3	18.41	mg/L	0.234	18.41 mg/L	0.234	1.27%
QC value within limits for Mg 279.077				Recovery = 92.03%			
Mo 202.031†	13007.5	0.9786	mg/L	0.02643	0.9786 mg/L	0.02643	2.70%
QC value within limits for Mo 202.031				Recovery = 97.86%			

All analytes passed QC.

Sequence No.: 38

Sample ID: CCB

Analyst: *FB*

Sample Wt:

Dilution:

Autosampler Location: 6

Date Collected: 4/6/2007 3:31:58 PM

Sample Prep Volume:

Data Type: Reprocessed on 4/6/2007 4:42:50 PM,

Mean Data: CCB

Analyte	Mean Corrected		Calib		Sample		RSD
	Intensity	Conc.	Units	Std.Dev.	Conc. Units	Std.Dev.	
Lu 261.542	588858.3	103.0	%	0.23			0.22%
Sc 361.383	1057940.0	102.0	%	0.27			0.27%
As 188.979†	-1.5	-0.0008	mg/L	0.00185	-0.0008 mg/L	0.00185	240.92%
QC value within limits for As 188.979				Recovery = Not calculated			
Cd 226.502†	-5.4	0.0000	mg/L	0.00002	0.0000 mg/L	0.00002	71.97%
QC value within limits for Cd 226.502				Recovery = Not calculated			
Cr 267.716†	15.5	0.0001	mg/L	0.00003	0.0001 mg/L	0.00003	24.06%
QC value within limits for Cr 267.716				Recovery = Not calculated			
Pb 220.353†	-16.2	-0.0014	mg/L	0.00102	-0.0014 mg/L	0.00102	73.44%
QC value within limits for Pb 220.353				Recovery = Not calculated			
Se 196.026†	-5.5	-0.0024	mg/L	0.00300	-0.0024 mg/L	0.00300	126.43%
QC value within limits for Se 196.026				Recovery = Not calculated			
Ag 328.068†	100.3	0.0004	mg/L	0.00058	0.0004 mg/L	0.00058	157.71%
QC value within limits for Ag 328.068				Recovery = Not calculated			
Cu 327.393†	165.0	0.0011	mg/L	0.00050	0.0011 mg/L	0.00050	43.65%
QC value within limits for Cu 327.393				Recovery = Not calculated			
Ni 231.604†	3.4	0.0001	mg/L	0.00013	0.0001 mg/L	0.00013	216.82%
QC value within limits for Ni 231.604				Recovery = Not calculated			
Zn 206.200†	870.2	0.0169	mg/L	0.00061	0.0169 mg/L	0.00061	3.64%
QC value within limits for Zn 206.200				Recovery = Not calculated			
Sb 206.836†	3.9	0.0009	mg/L	0.00024	0.0009 mg/L	0.00024	26.98%
QC value within limits for Sb 206.836				Recovery = Not calculated			
Fe 273.955†	1071.0	0.0319	mg/L	0.00212	0.0319 mg/L	0.00212	6.64%
QC value within limits for Fe 273.955				Recovery = Not calculated			
Mg 279.077†	-11.2	-0.1280	mg/L	0.04399	-0.1280 mg/L	0.04399	34.37%
QC value within limits for Mg 279.077				Recovery = Not calculated			
Mo 202.031†	8.1	0.0006	mg/L	0.00012	0.0006 mg/L	0.00012	20.12%

QC value within limits for Mo 202.031 Recovery = Not calculated
All analytes passed QC.

LABORATORY WORKSHEETS

Metals/Inorganics Analysis Sheet

(To Accompany Samples to Instruments)

Batch Number: 580-17358
 Method Code: 580-3050B-580

Analyst: Boardway, Peter A

Batch Open: 4/5/2007 3:41:38PM
 Batch End:








Acid Digestion of Sediments, Sludges, and Soils

Input Sample Lab ID (Analytical Method)	SDG	Matrix	Initial Amount	Final Amount	Due Date	Analytical TAT	DIV Rank	Comments	Output Sample Lab ID
580-5372-A-3 (6010B)	N/A	Solid	1.1093 g	50 mL	4/10/07	13_Days - E	4		580-5372-A-3-1
580-5372-A-3-DU (6010B)	N/A	Solid	1.0489 g	50 mL	4/10/07	13_Days - E	4		580-5372-A-3-2
580-5372-A-3-DU (6010B)	N/A	Solid	1.1918 g	50 mL	4/10/07	13_Days - E	4		580-5372-A-3-3
580-5372-A-3-MS (6010B)	N/A	Solid	1.3545 g	50 mL	4/10/07	13_Days - E	4		580-5372-A-3-4
580-5372-A-3-MSD (6010B)	N/A	Solid	1.1391 g	50 mL	4/10/07	13_Days - E	4		580-5372-A-3-5
580-5385-B-12 (6010B)	N/A	Solid	1.0209 g	50 mL	4/11/07	13_Days - E	4		580-5385-B-12-1
580-5407-A-5 (6010B)	N/A	Solid	1.2989 g	50 mL	4/12/07	13_Days - E	4		580-5407-A-5-1
580-5407-A-6 (6010B)	N/A	Solid	1.3113 g	50 mL	4/12/07	13_Days - E	4		580-5407-A-6-1
580-5404-A-13 (6010B)	N/A	Solid	1.3539 g	50 mL	4/12/07	13_Days - E	4		580-5404-A-13-1
580-5404-A-14 (6010B)	N/A	Solid	1.2080 g	50 mL	4/12/07	13_Days - E	4		580-5404-A-14-1
580-5453-C-9 (6010B)	N/A	Solid	1.2170 g	50 mL	4/12/07	8_Days - R	2		580-5453-C-9-1
580-5483-A-1 (6010B)	N/A	Solid	1.1292 g	50 mL	4/16/07	8_Days - R	4		580-5483-A-1-1
580-5456-A-1 (6010B)	N/A	Solid	1.1459 g	50 mL	4/12/07	8_Days - R	2		580-5456-A-1-1
400-20367-B-1 (3050B)	N/A	Solid	1.3301 g	50 mL	4/12/07	7_Days - E	N/A		400-20367-B-1-1
400-20367-B-2 (3050B)	N/A	Solid	1.0626 g	50 mL	4/12/07	7_Days - E	N/A		400-20367-B-2-1

Metals/Inorganics Analysis Sheet

(To Accompany Samples to Instruments)

Batch Number: 580-17358 Analyst: Boardway, Peter A Batch Open: 4/5/2007 3:41:38PM
 Method Code: 580-3050B-580 Batch End:

16	400-20367-B-3 (3050B)	N/A	Solid	1.2289 g	50 mL	4/12/07	7_Days - E	N/A	
17	400-20367-B-4 (3050B)	N/A	Solid	1.0773 g	50 mL	4/12/07	7_Days - E	N/A	
18	400-20367-B-5 (3050B)	N/A	Solid	1.2681 g	50 mL	4/12/07	7_Days - E	N/A	
19	MB-580-17358/19 N/A	N/A		1.0 g	50 mL	N/A	N/A	N/A	
20	LCS-580-17358/20 N/A	N/A		1.0 g	50 mL	N/A	N/A	N/A	
21	LCSD-580-17358/21 N/A	N/A		1.0 g	50 mL	N/A	N/A	N/A	
22	LCS-SRM-580-17358/22 N/A	N/A		0.5838 g	50 mL	N/A	N/A	N/A	

Metals/Inorganics Analysis Sheet
(To Accompany Samples to Instruments)

Batch Number: 580-17358

Method Code: 580-3050B-580

Analyst: Boardway, Peter A

Batch Open: 4/5/2007 3:41:38PM

Batch End:

Batch Notes

Acid used for pH adjustment

Analyst

Balance ID SEA204

Batch Comment

Blank Soil Lot Number

First End time 17:20

Hydrogen peroxide lot number S007

Lot # of hydrochloric acid 4106040

Logbook ID for diluted Nitric

Lot # of Nitric Acid 1106050

Hood ID or number 06

Hot Block ID number 226751

Oven, Bath or Block Temperature 1

Oven, Bath or Block Temperature 2

Person's name who witnessed reagent drop

First Start time 15:50

Temperature 95

ID number of the thermometer 15-041-1A

Digestion Tubes

Metals/Inorganics Analysis Sheet
(To Accompany Samples to Instruments)

Batch Number: 580-17358

Method Code: 580-3050B-580

Analyst: Boardway, Peter A

Batch Open: 4/5/2007 3:41:38PM

Batch End:

Comments

Login Comments for Job 5372: PND07-9 4oz soil jar rcvd broken...
PHD07-9 Methanol preserved sample in non pretared jar...

Metals/Inorganics Analysis Sheet

(To Accompany Samples to Instruments)

Batch Number: 580-17358

Method Code: 580-3050B-580

Analyst: Boardway, Peter A

Batch Open: 4/5/2007 3:41:38PM

Batch End:

Reagent Additions Worksheet

Lab ID	Reagent Code	Amount Added	Final Amount	By	Witness
580-5372-A-3 MS	m-GPS-1_00006	1 mL	50 mL		
580-5372-A-3 MS	m-GPS-2_00006	1 mL	50 mL		
580-5372-A-3 MS	m-GPS-3_00006	1 mL	50 mL		
580-5372-A-3 MS	m-GPS-4_00006	1 mL	50 mL		
580-5372-A-3 MSD	m-GPS-1_00006	1 mL	50 mL		
580-5372-A-3 MSD	m-GPS-2_00006	1 mL	50 mL		
580-5372-A-3 MSD	m-GPS-3_00006	1 mL	50 mL		
580-5372-A-3 MSD	m-GPS-4_00006	1 mL	50 mL		
LCS 580-17358/20	m-GPS-1_00006	1 mL	50 mL		
LCS 580-17358/20	m-GPS-2_00006	1 mL	50 mL		
LCS 580-17358/20	m-GPS-3_00006	1 mL	50 mL		
LCS 580-17358/20	m-GPS-4_00006	1 mL	50 mL		
LCSD 580-17358/21	m-GPS-1_00006	1 mL	50 mL		
LCSD 580-17358/21	m-GPS-2_00006	1 mL	50 mL		
LCSD 580-17358/21	m-GPS-3_00006	1 mL	50 mL		
LCSD 580-17358/21	m-GPS-4_00006	1 mL	50 mL		

Metals/Inorganics Analysis Sheet
(To Accompany Samples to Instruments)

Batch Number: 580-17358

Method Code: 580-3050B-580

Analyst: Boardway, Peter A

Batch Open: 4/5/2007 3:41:38PM

Batch End:

Reagent	Other Reagents:	Amount/Units	Lot#:

TOTAL MERCURY DATA PACKAGE

RN↓ RN↑

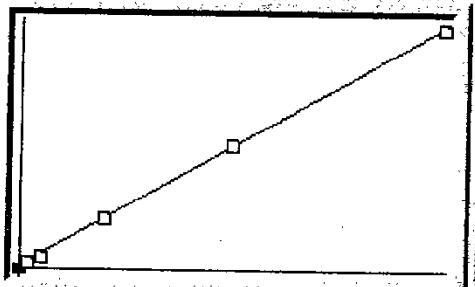
Protocol STL-SEA

Dataset/Proto 040307B / STL-SEA

Protocol | Line Info | Cal Curve | Report | Ctrl Chart | Viewer

Reset
 Cal Coeffs
 New Cal
 Update Coeffs
 Spike Coeffs

A
 B 9.66809e-6
 C -9.06291e-2
 Rho .999895
 Type Linear
 Rel. Abs. 1037948
 Accepted
 Calibrated
 Accepted
 New
 Accept



Include S1 Rep 1 2 3 4 5

S	Conc.	Calc.	Dev.	Mean	SD or %RSD	Rep 1	Rep 2	Rep 3
01	0.0000	-.039	-.039	5316	7354	-1611	13032	4524
02	2.0000	.191	-.009	29079	4.82%	30069	28088	40248 ?
03	5.0000	.471	-.029	58073	12.53%	52927	85505 ?	63220
04	2.0000	2.04	.037	220070	3.84%	214409	229781	216021
05	5.0000	5.10	.097	536525	1.44%	536265	544383	526925
06	10.000	9.94	-.056	1037948	0.35%	1041897	1037236	1034713

Ready

CAP NUM

SIDS 4/3/07

Line	Conc.	Units	SD/RSD	1	2	3	4	5
*** Standard: 1 Rep: 1				Seq: 0		09:08:50	03 Apr 07	HG
Hg	.000	PPB	-1611					
*** Standard: 1 Rep: 2				Seq: 1		09:13:32	03 Apr 07	HG
Hg	.000	PPB	13032					
*** Standard: 1 Rep: 3				Seq: 2		09:18:41	03 Apr 07	HG
Hg	.000	PPB	4524					
*** Standard: 2 Rep: 1				Seq: 3		09:23:20	03 Apr 07	HG
Hg	.200	PPB	30069					
*** Standard: 2 Rep: 2				Seq: 4		09:28:20	03 Apr 07	HG
Hg	.200	PPB	28088					
*** Standard: 2 Rep: 3				Seq: 5		09:33:00	03 Apr 07	HG
Hg	.200	PPB	40248					
*** Standard: 3 Rep: 1				Seq: 6		09:37:41	03 Apr 07	HG
Hg	.500	PPB	52926					
*** Standard: 3 Rep: 2				Seq: 7		09:42:31	03 Apr 07	HG
Hg	.500	PPB	85505					
*** Standard: 3 Rep: 3				Seq: 8		09:47:10	03 Apr 07	HG
Hg	.500	PPB	63220					
*** Standard: 4 Rep: 1				Seq: 9		09:51:51	03 Apr 07	HG
Hg	2.00	PPB	214409					
*** Standard: 4 Rep: 2				Seq: 10		09:56:43	03 Apr 07	HG
Hg	2.00	PPB	229781					
*** Standard: 4 Rep: 3				Seq: 11		10:01:28	03 Apr 07	HG
Hg	2.00	PPB	216021					
*** Standard: 5 Rep: 1				Seq: 12		10:06:07	03 Apr 07	HG
Hg	5.00	PPB	536265					
*** Standard: 5 Rep: 2				Seq: 13		10:11:30	03 Apr 07	HG
Hg	5.00	PPB	544383					
*** Standard: 5 Rep: 3				Seq: 14		10:16:13	03 Apr 07	HG
Hg	5.00	PPB	528925					

Line	Conc.	Units	SD/RSD	1	2	3	4	5
*** Standard: 6 Rep: 1								
				Seq:	15		10:21:14	03 Apr 07 HG
Hg	10.0	PPB	1041897					
*** Standard: 6 Rep: 2								
				Seq:	16		10:25:54	03 Apr 07 HG
Hg	10.0	PPB	1037236					
*** Standard: 6 Rep: 3								
				Seq:	17		10:30:36	03 Apr 07 HG
Hg	10.0	PPB	1034713					
*** Check Standard: 2 Ck24 PPB								
Line	Flag	%Rcv.	Found	True	Units		Seq:	18
Hg		97.6	3.91	4.00	PPB	SD/RSD	10:42:45	03 Apr 07 HG
						.000		
*** Check Standard: 3 Ck32 PPB								
Line	Flag	%Rcv.	Found	True	Units		Seq:	19
Hg		106.	2.12	2.00	PPB	SD/RSD	10:47:30	03 Apr 07 HG
						.000		
*** Check Standard: 4 Ck45 PPB								
Line	Flag	%Rcv.	Found	True	Units		Seq:	20
Hg		101.	5.05	5.00	PPB	SD/RSD	10:52:12	03 Apr 07 HG
						.000		
*** Check Standard: 1 Ck1BLANK								
Line	Flag	Found	Range(+/-)	Units			Seq:	21
Hg		-.047	.200	PPB	SD/RSD		10:56:57	03 Apr 07 HG
					.000			
*** Check Standard: 4 Ck45 PPB								
Line	Flag	%Rcv.	Found	True	Units		Seq:	22
Hg		101.	5.04	5.00	PPB	SD/RSD	11:10:45	03 Apr 07 HG
						.000		
*** Check Standard: 1 Ck1BLANK								
Line	Flag	Found	Range(+/-)	Units			Seq:	23
Hg		-.046	.200	PPB	SD/RSD		11:16:37	03 Apr 07 HG
					.000			
*** Sample ID: RINSE								
							Seq:	27
Hg	-.055	PPB	.000	FCW Hg#1	-.055		11:36:03	03 Apr 07 HG
*** Check Standard: 4 Ck45 PPB								
Line	Flag	%Rcv.	Found	True	Units		Seq:	28
Hg		102.	5.08	5.00	PPB	SD/RSD	11:40:52	03 Apr 07 HG
						.000		
*** Check Standard: 1 Ck1BLANK								
Line	Flag	Found	Range(+/-)	Units			Seq:	29
Hg		-.035	.200	PPB	SD/RSD		11:45:34	03 Apr 07 HG
					.000			
*** Sample ID: 580-140845								
							Seq:	30
Hg	.136	PPB	.000	FCW Hg#1(17235)	.136		11:50:17	03 Apr 07 HG
*** Sample ID: 580-140846								
							Seq:	31
Hg	-.050	PPB	.000	FCW Hg#1(17235)	-.050		11:54:58	03 Apr 07 HG
*** Sample ID: 580-140847								
							Seq:	32
Hg	1.97	PPB	.000	FCW Hg#1(17235)	1.97		11:59:36	03 Apr 07 HG

Line	Conc.	Units	SD/RSD	1	2	3	4	5
*** Sample ID: 580-140848								
					Seq: 33	12:04:14	03 Apr 07	HG
					FCW Hg#1(17235)			
Hg	2.05	PPB	.000	2.05				
*** Sample ID: 580-140849								
					Seq: 34	12:08:54	03 Apr 07	HG
					FCW Hg#1(17235)			
Hg	.021	PPB	.000	.021				
*** Sample ID: 580-140850								
					Seq: 35	12:13:58	03 Apr 07	HG
					FCW Hg#1(17235)			
Hg	2.08	PPB	.000	2.08				
*** Sample ID: 580-140851								
					Seq: 36	12:18:42	03 Apr 07	HG
					FCW Hg#1(17235)			
Hg	2.08	PPB	.000	2.08				
*** Sample ID: 580-140844								
					Seq: 37	12:23:24	03 Apr 07	HG
					FCW Hg#1(17235)			
Hg	-.076	PPB	.000	-.076				
*** Check Standard: 4 Ck45 PPB								
Line	Flag	%Rcv.	Found	True	Units	Seq: 38	12:28:03	03 Apr 07
Hg		102.	5.12	5.00	PPB			HG
								SD/RSD
								.000
*** Check Standard: 1 Ck1BLANK								
Line	Flag	Found	Range(+/-)	Units	Seq: 39	12:32:46	03 Apr 07	HG
Hg		-.035	.200	PPB				
								SD/RSD
								.000
*** Sample ID: 580-140885								
					Seq: 40	12:38:22	03 Apr 07	HG
					FCW Hg#1(17235)			
Hg	-.021	PPB	.000	-.021				
*** Sample ID: 580-140886								
					Seq: 41	12:43:00	03 Apr 07	HG
					FCW Hg#1(17235)			
Hg	2.03	PPB	.000	2.03				
*** Sample ID: 580-140887								
					Seq: 42	12:47:39	03 Apr 07	HG
					FCW Hg#1(17235)			
Hg	1.97	PPB	.000	1.97				
*** Sample ID: 580-140888								
					Seq: 43	12:52:41	03 Apr 07	HG
					FCW Hg#1(17235)			
Hg	6.00	PPB	.000	6.00				
*** Check Standard: 4 Ck45 PPB								
Line	Flag	%Rcv.	Found	True	Units	Seq: 44	12:57:43	03 Apr 07
Hg		101.	5.06	5.00	PPB			HG
								SD/RSD
								.000
*** Check Standard: 1 Ck1BLANK								
Line	Flag	Found	Range(+/-)	Units	Seq: 46	13:07:30	03 Apr 07	HG
Hg		-.027	.200	PPB				
								SD/RSD
								.000

Line	Conc.	Units	SD/RSD	1	2	3	4	5
*** Sample ID: 580-140865								
				Seq: 47		13:12:21	03 Apr 07	HG
Hg	2.71	PPB	.000	FCW Hg#1(17235)	2.71			
*** Sample ID: 580-140866								
				Seq: 48		13:17:15	03 Apr 07	HG
Hg	.571	PPB	.000	FCW Hg#1(17238)	.571			
*** Sample ID: 580-140867								
				Seq: 49		13:21:55	03 Apr 07	HG
Hg	1.76	PPB	.000	FCW Hg#1(17238)	1.76			
*** Sample ID: 580-140868								
				Seq: 50		13:26:34	03 Apr 07	HG
Hg	.133	PPB	.000	FCW Hg#1(17238)	.133			
*** Sample ID: 580-140869								
				Seq: 51		13:31:15	03 Apr 07	HG
Hg	.744	PPB	.000	FCW Hg#1(17238)	.744			
*** Check Standard: 4 Ck45 PPB								
Line	Flag	%Rcv.	Found	True	Units	SD/RSD		
Hg		101.	5.04	5.00	PPB	.000	13:36:16	03 Apr 07 HG
*** Check Standard: 1 Ck1BLANK								
Line	Flag	Found	Range(+/-)	Units	SD/RSD			
Hg		-.034	.200	PPB	.000		13:40:57	03 Apr 07 HG
*** Sample ID: 580-140870								
				Seq: 54		13:46:16	03 Apr 07	HG
Hg	.313	PPB	.000	FCW Hg#1(17238)	.313			
*** Sample ID: 580-140871								
				Seq: 55		13:51:00	03 Apr 07	HG
Hg	.290	PPB	.000	FCW Hg#1(17238)	.290			
*** Sample ID: 580-140872								
				Seq: 56		13:56:10	03 Apr 07	HG
Hg	.340	PPB	.000	FCW Hg#1(17238)	.340			
*** Sample ID: 580-140873								
				Seq: 57		14:00:59	03 Apr 07	HG
Hg	.466	PPB	.000	FCW Hg#1(17238)	.466			
*** Sample ID: 580-140874								
				Seq: 58		14:05:44	03 Apr 07	HG
Hg	.248	PPB	.000	FCW Hg#1(17238)	.248			
*** Sample ID: 580-140875								
				Seq: 59		14:10:37	03 Apr 07	HG
Hg	.446	PPB	.000	FCW Hg#1(17238)	.446			

Line	Conc.	Units	SD/RSD	1	2	3	4	5
*** Check Standard: 4 Ck45 PPB Seq: 60 14:15:20 03 Apr 07 HG								
Line	Flag	%Rcv.	Found	True	Units	SD/RSD		
Hg		97.6	4.88	5.00	PPB	.000		
*** Check Standard: 1 Ck1BLANK Seq: 61 14:20:04 03 Apr 07 HG								
Line	Flag	Found	Range(+/-)	Units	SD/RSD			
Hg		-.027	.200	PPB	.000			
*** Sample ID: 580-140876 Seq: 62 14:24:53 03 Apr 07 HG								
					FCW Hg#1(17238)			
Hg	.451	PPB	.000	.451				
*** Sample ID: 580-140877 Seq: 63 14:29:35 03 Apr 07 HG								
					FCW Hg#1(17238)			
Hg	.462	PPB	.000	.462				
*** Sample ID: 580-140879 Seq: 65 14:39:16 03 Apr 07 HG								
					FCW Hg#1(17238)			
Hg	2.42	PPB	.000	2.42				
*** Sample ID: 580-140880 Seq: 66 14:44:08 03 Apr 07 HG								
					FCW Hg#1(17238)			
Hg	2.58	PPB	.000	2.58				
*** Sample ID: 580-140881 Seq: 67 14:48:47 03 Apr 07 HG								
					FCW Hg#1(17238)			
Hg	.507	PPB	.000	.507				
*** Sample ID: 580-140882 Seq: 68 14:53:32 03 Apr 07 HG								
					FCW Hg#1(17238)			
Hg	.506	PPB	.000	.506				
*** Sample ID: 580-140883 Seq: 69 14:58:14 03 Apr 07 HG								
					FCW Hg#1(17238)			
Hg	.223	PPB	.000	.223				
*** Sample ID: 580-140884 Seq: 70 15:03:55 03 Apr 07 HG								
					FCW Hg#1(17238)			
Hg	3.42	PPB	.000	3.42				
*** Check Standard: 4 Ck45 PPB Seq: 72 15:14:54 03 Apr 07 HG								
Line	Flag	%Rcv.	Found	True	Units	SD/RSD		
Hg		102.	5.08	5.00	PPB	.000		
*** Check Standard: 1 Ck1BLANK Seq: 73 15:19:44 03 Apr 07 HG								
Line	Flag	Found	Range(+/-)	Units	SD/RSD			
Hg		-.020	.200	PPB	.000			
*** Sample ID: 580-140936 Seq: 74 15:24:37 03 Apr 07 HG								
					FCW Hg#1(17238) 20X			
Hg	1.09	PPB	.000	1.09				

Line	Conc.	Units	SD/RSD	1	2	3	4	5
*** Check Standard: 4 Ck45 PPB Seq: 75 15:29:29 03 Apr 07 HG								
Line	Flag	%Rcv.	Found	True	Units	SD/RSD		
Hg		101.	5.04	5.00	PPB	.000		
*** Check Standard: 1 Ck1BLANK Seq: 76 15:34:07 03 Apr 07 HG								
Line	Flag	Found	Range(+/-)	Units	SD/RSD			
Hg		-.041	.200	PPB	.000			
*** Sample ID: 580-141033 Seq: 78 15:43:44 03 Apr 07 HG								
					FCW Hg#1(17255)			
Hg		-.048	PPB	.000		-.048		
*** Sample ID: 580-141034 Seq: 79 15:48:45 03 Apr 07 HG								
					FCW Hg#1(17255)			
Hg		2.03	PPB	.000		2.03		
*** Sample ID: 580-141035 Seq: 80 15:53:26 03 Apr 07 HG								
					FCW Hg#1(17255)			
Hg		2.02	PPB	.000		2.02		
*** Sample ID: 580-141036 Seq: 81 15:58:21 03 Apr 07 HG								
					FCW Hg#1(17255)			
Hg		8.92	PPB	.000		8.92		
*** Check Standard: 4 Ck45 PPB Seq: 82 16:03:03 03 Apr 07 HG								
Line	Flag	%Rcv.	Found	True	Units	SD/RSD		
Hg		101.	5.03	5.00	PPB	.000		
*** Check Standard: 1 Ck1BLANK Seq: 83 16:08:03 03 Apr 07 HG								
Line	Flag	Found	Range(+/-)	Units	SD/RSD			
Hg		-.031	.200	PPB	.000			
*** Sample ID: 580-141023 Seq: 85 16:17:41 03 Apr 07 HG								
					FCW Hg#1(17255)			
Hg		8.86	PPB	.000		8.86		
*** Sample ID: 580-141025 Seq: 87 16:27:02 03 Apr 07 HG								
					FCW Hg#1(17255)			
Hg		8.67	PPB	.000		8.67		
*** Sample ID: 580-141026 Seq: 88 16:32:14 03 Apr 07 HG								
					FCW Hg#1(17255)			
Hg		11.1	PPB	.000		11.1		
*** Sample ID: 580-141027 Seq: 89 16:37:17 03 Apr 07 HG								
					FCW Hg#1(17255)			
Hg		7.13	PPB	.000		7.13		
*** Check Standard: 4 Ck45 PPB Seq: 96 17:15:10 03 Apr 07 HG								
Line	Flag	%Rcv.	Found	True	Units	SD/RSD		
Hg		100.	5.02	5.00	PPB	.000		
*** Check Standard: 1 Ck1BLANK Seq: 97 17:19:48 03 Apr 07 HG								
Line	Flag	Found	Range(+/-)	Units	SD/RSD			
Hg		-.039	.200	PPB	.000			

Line	Conc.	Units	SD/RSD	1	2	3	4	5	
*** Sample ID: 580-141028									
				Seq: 99		17:30:21	03 Apr 07	HG	
Hg	1.07	PPB	.000	FCW Hg#1(17255)20X	1.07				
*** Sample ID: 580-141029									
				Seq: 100		17:35:05	03 Apr 07	HG	
Hg	.689	PPB	.000	FCW Hg#1(17255)20X	.689				
*** Sample ID: 580-141030									
				Seq: 101		17:39:55	03 Apr 07	HG	
Hg	.964	PPB	.000	FCW Hg#1(17255)20X	.964				
*** Sample ID: 580-141031									
				Seq: 102		17:44:35	03 Apr 07	HG	
Hg	.939	PPB	.000	FCW Hg#1(17255)20X	.939				
*** Sample ID: 580-141032									
				Seq: 103		17:49:15	03 Apr 07	HG	
Hg	1.73	PPB	.000	FCW Hg#1(17255)20X	1.73				
*** Check Standard: 4 Ck45 PPB									
Line	Flag	%Rcv.	Found	True	Units	SD/RSD			
Hg		104.	5.21	5.00	PPB	.000	17:54:15	03 Apr 07	HG
*** Check Standard: 1 Ck1BLANK									
Line	Flag	Found	Range(+/-)	Units	SD/RSD				
Hg		-.036	.200	PPB	.000		17:59:04	03 Apr 07	HG

LABORATORY WORKSHEETS

Metals/Inorganics Analysis Sheet

(To Accompany Samples to Instruments)

Batch Number: 580-17255

Analyst: Boardway, Peter A

Batch Open: 4/3/2007 1:50:47PM

Method Code: 580-7471A_Prep-580

Batch End: 4/3/2007 3:20:00PM

Mercury in Solid or Semi-Solid Waste (Manual Cold Vapor Technique)/Preparation

Input Sample Lab ID (Analytical Method)	SDG	Matrix	Initial Amount	Final Amount	Due Date	Analytical TAT	Div Rank	Comments	Output Sample Lab ID
1 580-5372-B-3 (7471A)	N/A	Solid	0.5501 g	50 mL	4/10/07	13_Days - E	4		
2 580-5372-B-3-DU (7471A)	N/A	Solid	0.6683 g	50 mL	4/10/07	13_Days - E	4		
3 580-5372-B-3-DU (7471A)	N/A	Solid	0.5949 g	50 mL	4/10/07	13_Days - E	4		
4 580-5372-B-3-MS (7471A)	N/A	Solid	0.5961 g	50 mL	4/10/07	13_Days - E	4		
5 580-5372-B-3-MSD (7471A)	N/A	Solid	0.5763 g	50 mL	4/10/07	13_Days - E	4		
6 580-5385-B-12 (7471A)	N/A	Solid	0.8175 g	50 mL	4/11/07	13_Days - E	4	20X	
7 580-5407-A-5 (7471A)	N/A	Solid	0.6720 g	50 mL	4/12/07	13_Days - E	4	20X	
8 580-5407-A-6 (7471A)	N/A	Solid	0.5203 g	50 mL	4/12/07	13_Days - E	4		
9 580-5404-A-13 (7471A)	N/A	Solid	0.6317 g	50 mL	4/12/07	13_Days - E	4		
10 580-5404-A-14 (7471A)	N/A	Solid	0.6795 g	50 mL	4/12/07	13_Days - E	4		
11 MB-580-17255/11 N/A	N/A		0.5 g	50 mL	N/A	N/A	N/A		
12 LCS-580-17255/12 N/A	N/A		0.5 g	50 mL	N/A	N/A	N/A		
13 LCSD-580-17255/13 N/A	N/A		0.5 g	50 mL	N/A	N/A	N/A		
14 LCSSRM-580-17255/14 N/A	N/A		0.1449 g	50 mL	N/A	N/A	N/A		

Metals/Inorganics Analysis Sheet
(To Accompany Samples to Instruments)

Batch Number: 580-17255

Analyst: Boardway, Peter A

Batch Open: 4/3/2007 1:50:47PM

Method Code: 580-7471A_Prep-580

Batch End: 4/3/2007 3:20:00PM

Batch Notes

Hydroxylamine Sulfate Lot Number 056527

Hydroxylamine Hydrochloride Lot

Acid used for pH adjustment

Aqua Regia Lot Number

Balance ID SEA204

Batch Comment

Blank Soil Lot Number

Sulfuric Acid Lot Number 3106040

Lot # of hydrochloric acid 4106110

Lot # of Nitric Acid 1106050

Hood ID or number 06

Hot Block ID number 226752

Potassium Persulfate Lot Number 60384

Potassium Permanganate Lot
Number 045936

NaCL Lot # 30198

Oven, Bath or Block Temperature 1 95

Oven, Bath or Block Temperature 2

Repitator Volume Check

Stannous chloride Lot Number 060944

SOP Number

Metals/Inorganics Analysis Sheet

(To Accompany Samples to Instruments)

Batch Number: 580-17255

Analyst: Boardway, Peter A

Batch Open: 4/3/2007 1:50:47PM

Method Code: 580-7471A_Prep-580

Batch End: 4/3/2007 3:20:00PM

ID number of the thermometer 15-041-1A

DigestionTubes

Comments

Login Comments for Job 5372: PND07-9 4oz soil jar rcvd broken...
PHD07-9 Methanol preserved sample in non pretared jar...

Metals/Inorganics Analysis Sheet

(To Accompany Samples to Instruments)

Batch Number: 580-17255

Analyst: Boardway, Peter A

Batch Open: 4/3/2007 1:50:47PM

Method Code: 580-7471A_Prep-580

Batch End: 4/3/2007 3:20:00PM

Reagent Additions Worksheet

Lab ID	Reagent Code	Amount Added	Final Amount	By	Witness
580-5372-B-3 MS	HgSPK_00009	1 mL	50 mL		
580-5372-B-3 MSD	HgSPK_00009	1 mL	50 mL		
LCS 580-17255/12	HgSPK_00009	1 mL	50 mL		
LCS 580-17255/13	HgSPK_00009	1 mL	50 mL		

Page 811 of 814

Other Reagents:

Reagent

Amount/Units

Lot#:

TOTAL VOLATILE SOLIDS DATA PACKAGE

Total Volatile Solids Method 160.4

Batch ID 1385-11-2

Date 3/23/2007

Analyst tlh

Sample #	Cup #	^A Sample	Sample Weight	Tare Weight	TVS(%)	PQL
580-5372-c1	1	28.7596	28.6686	20.4739	1.098	0.01%
580-5372-b2	2	28.9196	28.8061	20.5353	1.354	0.01%
580-5372-b3	3	27.2272	26.8689	21.0644	5.814	0.01%
580-5372-b4	4	26.0754	25.8862	18.5466	2.513	0.01%

580-5372b4 du	5	27.8462	27.6417	20.8335	2.916	0.01%
---------------	---	---------	---------	---------	-------	-------

Method Blank Y 30.6721 30.6719 20.6649 0.002

Duplicate RPD 2.00

3/14/07	160.4	SOLIDS	1385-11-1		LIMS# 16706
SAMPLE	A	B	D		TVS%
	103°	TARE	600°		
580-5181-A-1	26.0533	20.5358	23.0369		54.67
-1d	24.2880	18.5470	21.2074		53.66
MB	30.9594	20.8334	30.9593		0.0009
A-D x 100 = TVS		RPD = 1.8		TH 3/15/07	
A-B					

3/23/07	160.4	TVS - SOLID	1385-11-2		LIMS# 16925
Sample	A	B	D		TVS
	103°	TARE	600°		
MB	30.6721	20.6649	30.6719		0.002
580-5372-C-1	28.7596	20.4739	28.6686		1.10
" B-2	28.9196	20.5353	28.8061		1.35
" B-3	27.2272	21.0644	26.8689		5.81
" B-4	26.0754	18.5466	25.8862		2.51
" B-4d	27.8462	20.8335	27.6417		2.92
RPD = 2.0					

3-23-07	Settleable Solids	160.5	1358-11-3	APM
Sample	Sample vol.	-1/8-1/2	-1/L	PaL
5388-4	1000	0.5		0.1
-8	1000	1.90		
-12	1000	1.70		
-16	1000	1.3		
-20	1000	3.0		
-24	1000	1.1		
-28	1000	2.8		
-32	1000	3.6		

Continued on Page _____

Read and Understood By _____