

# BlueprintDowntown Jan 24

Current run (last updated Feb 3, 2019 9:46pm)

# 26

Polls

# 60

Participants

# 123

Average responses

## What will the weather be like this summer?

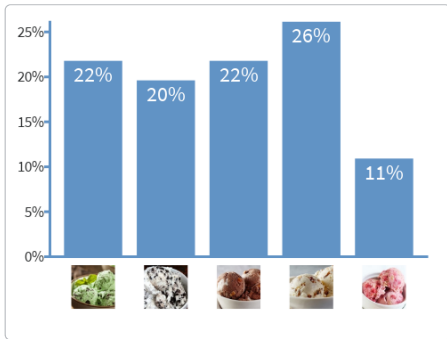


### Responses

- Rainy Fair question Hot Julebukking Hot Totally nuts Hot Dreary
- Nice Cloudy Spectacular Hot Hot Tropical Hot Got
- Mixed snow and rain Amazing Beautiful Sunny Rainy Hot Sunny
- Wanky Wet Kooligoos Wanly Great Cloudy, but cloudy Hot
- Juneau like Hot Chilly Spectacular Cool Good boating weather Balmy
- Beautiful Wet Sunny! Lovely Rainy Too hot Steamy Rainy Cool
- Wet Sunny Sunny Sunny Pure Sun Deluge! Warm Sunny Perfect
- Sunny Hot juneau Juneau

59  
Responses

# Which flavor of ice cream best represents you?



Response options



Count	Percentage
-------	------------

10	22%
----	-----

9	20%
---	-----

10	22%
----	-----

12	26%
----	-----

**46**  
Responses

Response options



Count Percentage

5 11%

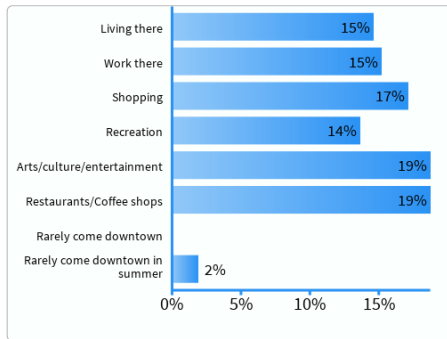
### What part of Juneau do you live in?



Responses

0  
Responses

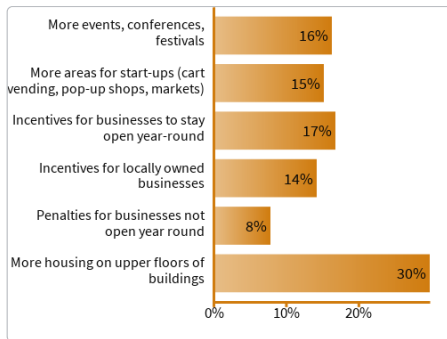
## 2. WHY DO YOU COME DOWNTOWN? (text each letter that applies, 1 at a time)



Response options	Count	Percentage
Living there	46	15%
Work there	48	15%
Shopping	54	17%
Recreation	43	14%
<b>Arts/culture/entertainment</b>	<b>59</b>	<b>19%</b>
<b>Restaurants/Coffee shops</b>	<b>59</b>	<b>19%</b>
Rarely come downtown	0	0%
Rarely come downtown in summer	6	2%

**315**  
Responses

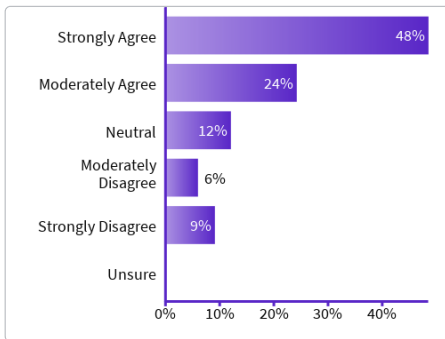
## 3. Residents highly value a lively, year-round downtown full of locally owned businesses. Vote for up to 3 actions you favor to support economic vitality downtown.



Response options	Count	Percentage
More events, conferences, festivals	31	16%
More areas for start-ups (cart vending, pop-up shops, markets)	29	15%
Incentives for businesses to stay open year-round	32	17%
Incentives for locally owned businesses	27	14%
Penalties for businesses not open year round	15	8%
<b>More housing on upper floors of buildings</b>	<b>57</b>	<b>30%</b>

**191**  
Responses

**4. "Public art, building design, wayfinding signage, & streetscape / infrastructure design should provide greater focus on Juneau's Indigenous Cultures." What is your level of agreement with the statement?**



Response options

**Strongly Agree**

Moderately Agree

Neutral

Moderately Disagree

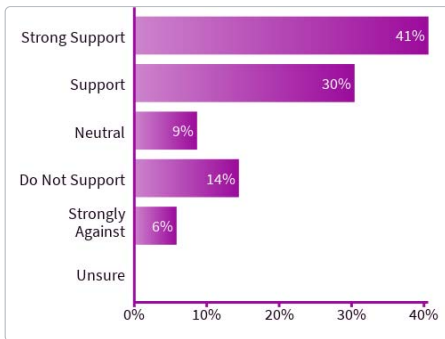
Strongly Disagree

Unsure

Response options	Count	Percentage
Strongly Agree	32	48%
Moderately Agree	16	24%
Neutral	8	12%
Moderately Disagree	4	6%
Strongly Disagree	6	9%
Unsure	0	0%

**66**  
Responses

**5. Assuming the Assembly reaches agreement on the appropriate level of city financial contribution what is your personal level of support for the New Juneau Arts & Culture (JACC) Center?**



Response options

**Strong Support**

Support

Neutral

Do Not Support

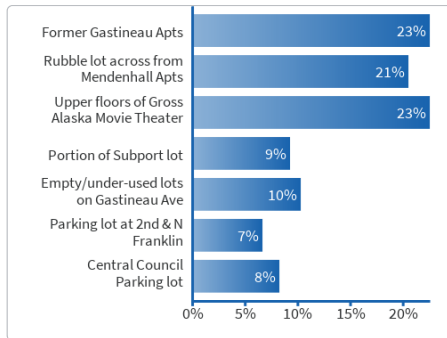
Strongly Against

Unsure

Response options	Count	Percentage
Strong Support	28	41%
Support	21	30%
Neutral	6	9%
Do Not Support	10	14%
Strongly Against	4	6%
Unsure	0	0%

**69**  
Responses

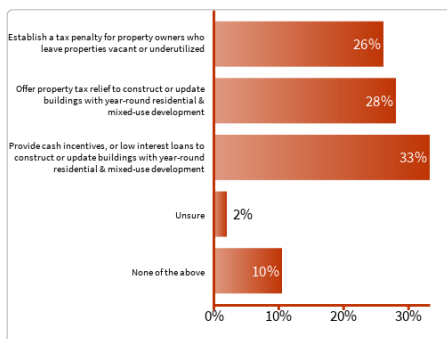
## 6. These 7 underutilized properties could have new housing (at least on floors above ground level) Which 3 are most important for housing/mixed-use development? (See Pictures)



Response options	Count	Percentage
<b>Former Gastineau Apts</b>	44	23%
Rubble lot across from Mendenhall Apts	40	21%
<b>Upper floors of Gross Alaska Movie Theater</b>	44	23%
Portion of Subport lot	18	9%
Empty/under-used lots on Gastineau Ave	20	10%
Parking lot at 2nd & N Franklin	13	7%
Central Council Parking lot	16	8%

**195**  
Responses

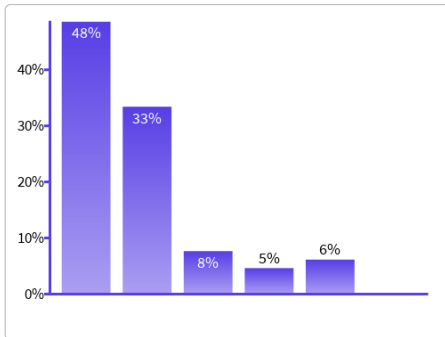
## 7. Downtown Juneau has many underutilized buildings & lots. The 'free market' does not appear to be sync-ing with desired community revitalization. Vote for all the interventions you favor to incentivize revitalization?



Response options	Count	Percentage
Establish a tax penalty for property owners who leave properties vacant or underutilized	40	26%
Offer property tax relief to construct or update buildings with year-round residential & mixed-use development	43	28%
<b>Provide cash incentives, or low interest loans to construct or update buildings with year-round residential &amp; mixed-use development</b>	51	33%
Unsure	3	2%
None of the above	16	10%

**153**  
Responses

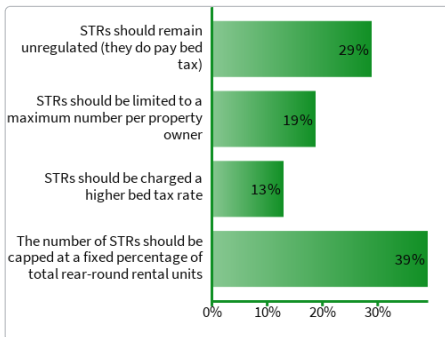
## 8. "Conduct a public process to identify & adopt regs to protect downtown's top iconic viewshed What is your level of agreement with this statement?"



Response options	Count	Percentage
<b>Strongly Agree</b>	32	<b>48%</b>
Moderately Agree	22	33%
Neutral	5	8%
Moderately Disagree	3	5%
Strongly Disagree	4	6%
Unsure	0	0%

**66**  
Responses

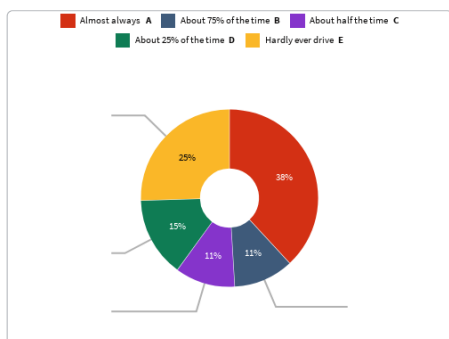
## 9. Many communities are struggling with the proliferation of downtown short term rentals (STRs such as Airbnb & VRBO). They provide income for homeowners but also reduce the number of year round rentals & can increase year-round rents & housing prices. Which 1 of these 4 statements do you agree with the most?



Response options	Count	Percentage
STRs should remain unregulated (they do pay bed tax)	20	29%
STRs should be limited to a maximum number per property owner	13	19%
STRs should be charged a higher bed tax rate	9	13%
<b>The number of STRs should be capped at a fixed percentage of total rear-round rental units</b>	<b>27</b>	<b>39%</b>

**69**  
Responses

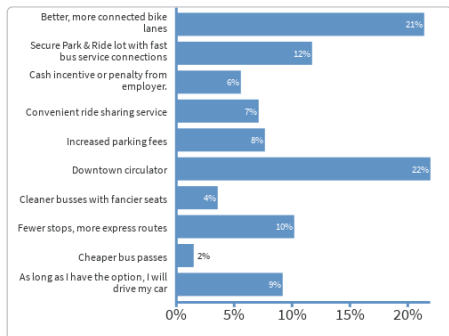
### 10. When you come downtown, about how often do you drive a car?



Response options	Count	Percentage
Almost always	21	38%
About 75% of the time	6	11%
About half the time	6	11%
About 25% of the time	8	15%
Hardly ever drive	14	25%

**55**  
Responses

### 11. HONESTLY, pick up to 5 changes that would impact your willingness to give up your car for transit from town.

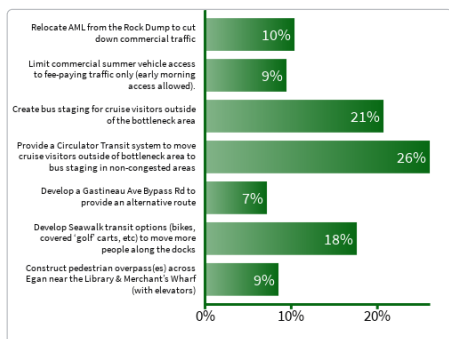


Response options	Count	Percentage
Better, more connected bike lanes	42	21%
Secure Park & Ride lot with fast bus service connections	23	12%
Cash incentive or penalty from employer.	11	6%
Convenient ride sharing service	14	7%
Increased parking fees	15	8%
<b>Downtown circulator</b>	<b>43</b>	<b>22%</b>
Cleaner busses with fancier seats	7	4%
Fewer stops, more express routes	20	10%
Cheaper bus passes	3	2%
As long as I have the option, I will drive my car	18	9%

**196**  
Responses

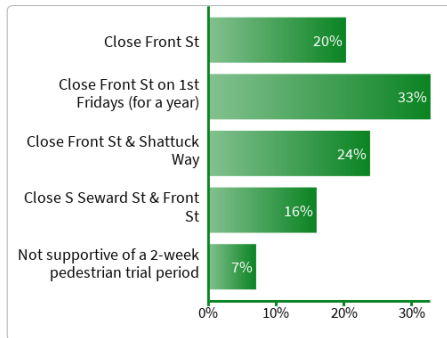


## 12. Juneau has a critical summertime bottleneck between Merchants' Wharf & the Tram. Congestion will grow with new bus staging at the Archipelago Lot & increased cruise ships. Costs complexities of solutions vary. Nonetheless, pick up to 4 actions you favor to reduce the bottleneck



Response options	Count	Percentage	222 Responses
Relocate AML from the Rock Dump to cut down commercial traffic	23	10%	
Limit commercial summer vehicle access to fee-paying traffic only (early morning access allowed).	21	9%	
Create bus staging for cruise visitors outside of the bottleneck area	46	21%	
<b>Provide a Circulator Transit system to move cruise visitors outside of bottleneck area to bus staging in non-congested areas</b>	<b>58</b>	<b>26%</b>	
Develop a Gastineau Ave Bypass Rd to provide an alternative route	16	7%	
Develop Seawalk transit options (bikes, covered 'golf' carts, etc) to move more people along the docks	39	18%	
Construct pedestrian overpass(es) across Egan near the Library & Merchant's Wharf (with elevators)	19	9%	

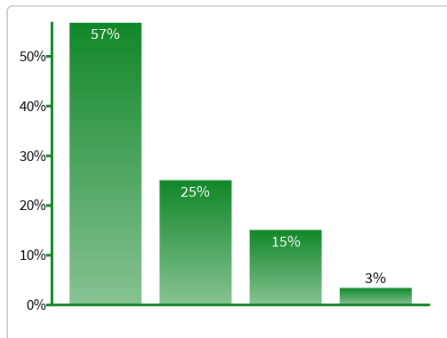
### 13. Vote for up to 2 options that you favor for a 2 WEEK pedestrian-only TRIAL. Assume all choice include early morning access for deliveries, garbage, benches/carts/activities, etc.



Response options	Count	Percentage
Close Front St	23	20%
<b>Close Front St on 1st Fridays (for a year)</b>	<b>37</b>	<b>33%</b>
Close Front St & Shattuck Way	27	24%
Close S Seward St & Front St	18	16%
Not supportive of a 2-week pedestrian trial period	8	7%

**113**  
Responses

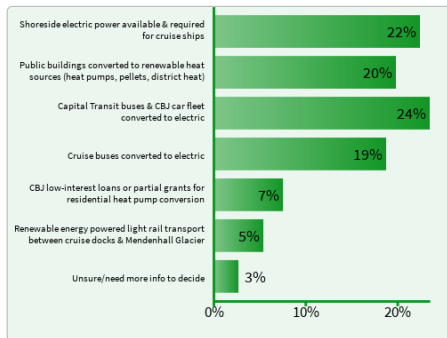
### 14. Would you go outside & walk to Whale Park on your lunch break if there were food trucks the



Response options	Count	Percentage
<b>Yes</b>	<b>34</b>	<b>57%</b>
Maybe	15	25%
No	9	15%
Unsure	2	3%

**60**  
Responses

**15. The CBJ goal is by 2045 to have 80% of our energy consumption generated by renewable sources. Currently 23% is renewable. Costs, complexities & funding sources vary for the choices below. Nonetheless, which 3 do you favor most?**



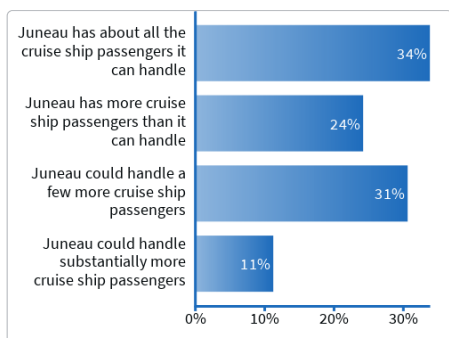
Response options

- Shoreside electric power available & required for cruise ships
- Public buildings converted to renewable heat sources (heat pumps, pellets, district heat)
- Capital Transit buses & CBJ car fleet converted to electric**
- Cruise buses converted to electric
- CBJ low-interest loans or partial grants for residential heat pump conversion
- Renewable energy powered light rail transport between cruise docks & Mendenhall Glacier
- Unsure/need more info to decide

Count	Percentage
42	22%
37	20%
<b>44</b>	<b>24%</b>
35	19%
14	7%
10	5%
5	3%

**187**  
Responses

## 16. How do you think the volume of cruise ship tourism compares to Juneau's capacity to handle cruise visitor volume?



Response options

Count

Percentage

**Juneau has about all the cruise ship passengers it can handle**

21

34%

62

Responses

Juneau has more cruise ship passengers than it can handle

15

24%

Juneau could handle a few more cruise ship passengers

19

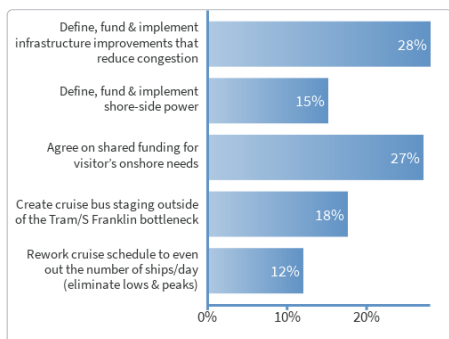
31%

Juneau could handle substantially more cruise ship passengers

7

11%

## 17. To address tourism carrying capacity, the CBJ and the cruise industry will need to work collaboratively. Select your top 2 goals for these efforts.



Response options

Count

Percentage

**Define, fund & implement infrastructure improvements that reduce congestion**

35

28%

125

Responses

Define, fund & implement shore-side power

19

15%

Agree on shared funding for visitor's onshore needs

34

27%

Create cruise bus staging outside of the Tram/S Franklin bottleneck

22

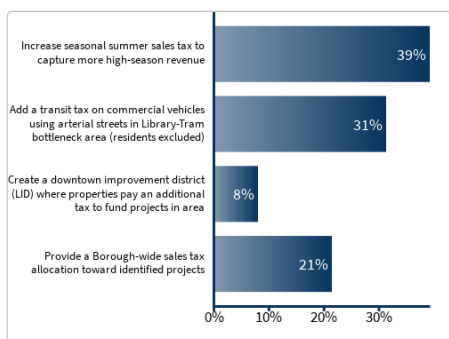
18%

Rework cruise schedule to even out the number of ships/day (eliminate lows & peaks)

15

12%

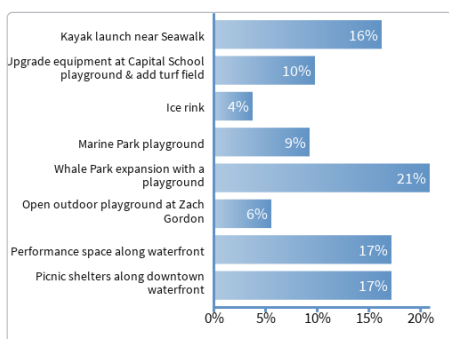
## 18. Juneau expects less State fiscal support in years to come. The projects identified to benefit downtown will require revenue to implement. Which 2 revenue source alternatives do you favor most?



Response options	Count	Percentage
<b>Increase seasonal summer sales tax to capture more high-season revenue</b>	44	39%
Add a transit tax on commercial vehicles using arterial streets in Library-Tram bottleneck area (residents excluded)	35	31%
Create a downtown improvement district (LID) where properties pay an additional tax to fund projects in area	9	8%
Provide a Borough-wide sales tax allocation toward identified projects	24	21%

**112**  
Responses

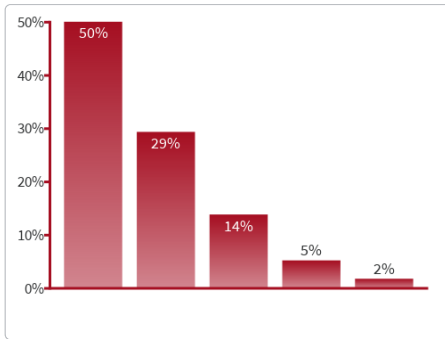
## 19. There were many comments about more outdoor spaces/activities for kids & families (residents & visitors) downtown. Vote for up to 4 choices you favor.



Response options	Count	Percentage
Kayak launch near Seawalk	35	16%
Upgrade equipment at Capital School playground & add turf field	21	10%
Ice rink	8	4%
Marine Park playground	20	9%
<b>Whale Park expansion with a playground</b>	<b>45</b>	<b>21%</b>
Open outdoor playground at Zach Gordon	12	6%
Performance space along waterfront	37	17%
Picnic shelters along downtown waterfront	37	17%

**215**  
Responses

## 20. What is your level of support for more indigenous plants in downtown? (spruce, blueberries, raspberries, devil's club...)



Response options

**Strongly Support**

Moderately Support

Neutral

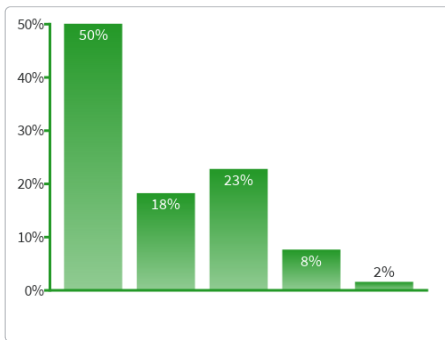
Do not Support

Unsure

Response options	Count	Percentage
Strongly Support	29	50%
Moderately Support	17	29%
Neutral	8	14%
Do not Support	3	5%
Unsure	1	2%

**58**  
Responses

## 21. Do you support restoring Gold Creek to create a more natural habitat with a true stream bed, salmon habitat, & walking path where possible?



Response options

**Strongly Support**

Moderately Support

Neutral

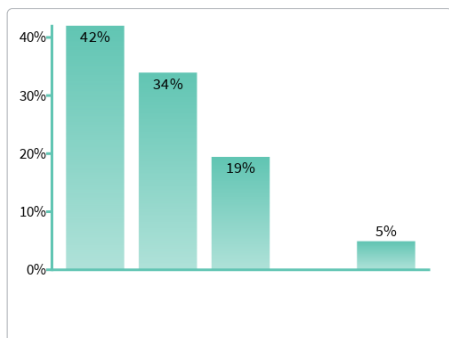
Do not Support

Unsure

Response options	Count	Percentage
Strongly Support	33	50%
Moderately Support	12	18%
Neutral	15	23%
Do not Support	5	8%
Unsure	1	2%

**66**  
Responses

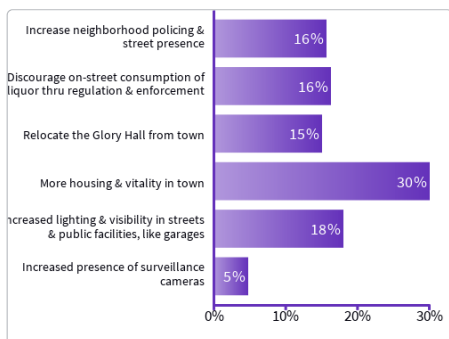
## 22. Over the last 1-2 years, how much has your sense of personal safety changed in downtown Juneau?



Response options	Count	Percentage
<b>Gotten Worse</b>	26	42%
Not Changed at All	21	34%
Somewhat Better	12	19%
Much Better	0	0%
Unsure	3	5%

**62**  
Responses

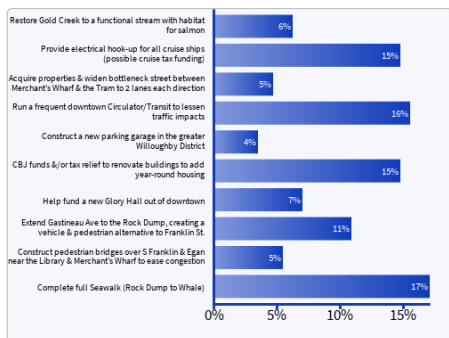
## 23. In our public meetings we've heard several suggestions that could help increase public safety downtown. Which are the top 3 you believe could be effective?



Response options	Count	Percentage
Increase neighborhood policing & street presence	26	16%
Discourage on-street consumption of liquor thru regulation & enforcement	27	16%
Relocate the Glory Hall from town	25	15%
<b>More housing &amp; vitality in town</b>	<b>50</b>	<b>30%</b>
Increased lighting & visibility in streets & public facilities, like garages	30	18%
Increased presence of surveillance cameras	8	5%

**166**  
Responses

## 24. Several potential projects are popular with the public. The difficulty is prioritizing the cost & effectiveness of projects. Which 5 projects do you believe are most critical?



Response options	Count	Percentage
Restore Gold Creek to a functional stream with habitat for salmon	16	6%
Provide electrical hook-up for all cruise ships (possible cruise tax funding)	38	15%
Acquire properties & widen bottleneck street between Merchant's Wharf & the Tram to 2 lanes each direction	12	5%
Run a frequent downtown Circulator/Transit to lessen traffic impacts	40	16%
Construct a new parking garage in the greater Willoughby District	9	4%
CBJ funds &/or tax relief to renovate buildings to add year-round housing	38	15%
Help fund a new Glory Hall out of downtown	18	7%
Extend Gastineau Ave to the Rock Dump, creating a vehicle & pedestrian alternative to Franklin St.	28	11%
Construct pedestrian bridges over S Franklin & Egan near the Library & Merchant's Wharf to ease congestion	14	5%
<b>Complete full Seawalk (Rock Dump to Whale)</b>	<b>44</b>	<b>17%</b>

257  
Responses