

About

Resources



DONATE

Home / [Influence & Lobbying](#) / [Lobbying](#) / [Industry](#) / [Cruise ships & lines](#) MENU

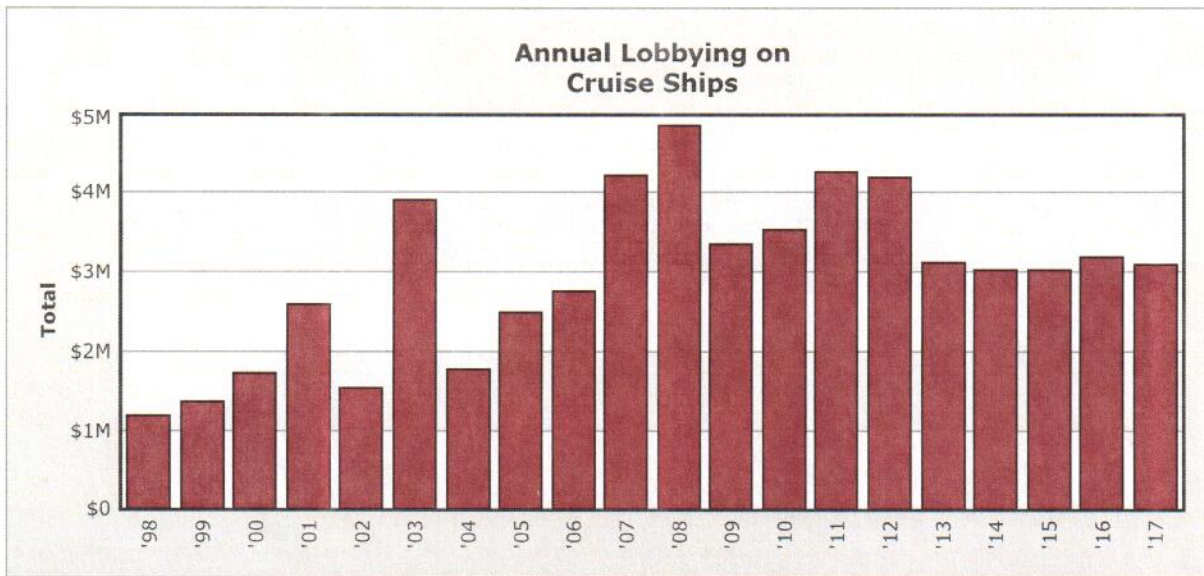
Tweet

Cruise ships & lines

- [Summary](#)
- [Lobbyists](#)
- [Background](#)

Industry Profile: Summary, 2017

Year: 2017 ▼



Industry Profile, 2017

Year: 2017 ▼

Exhibit KB
Page 1 of 13

Total For Cruise ships & lines: \$3,093,000

Only on Q5 *Campaign Contributions from this industry*

Client	Affiliate	Total
American Cruise Lines	-	\$120,000
Carnival Corp	-	\$120,000
Carnival Corp	Carnival Cruise Lines	\$360,000
Cruise Lines International Assn	-	\$1,840,000
Entertainment Cruises	-	\$85,000
Royal Caribbean Cruises	-	\$568,000

Search database by:

Industry

[ADVANCED SEARCH](#)

We follow the money. You make it possible.

Thanks to support from individuals like yourself, our work makes possible the daily examination of the industries, organizations and individuals trying to influence the democratic process.

Make a Donation Today

Find Your Representatives

Street City, State Zip Code

Make your own website

Squarespace's all-in-one platform is the simplest way to share your ideas online.

*Each quarterly filing is treated as a separate report.

Feel free to distribute or cite this material, but please credit the Center for Responsive Politics. For permission to reprint for commercial uses, such as textbooks, contact the Center: info@crp.org

Count Cash & Make Change

Sign up for our newsletter to track money's influence on U.S. elections and public policy.



Follow us on Twitter



Follow us on Facebook



The Center for Responsive Politics

1300 L St., NW Suite 200

Washington, DC 20005

TEL (202) 857-0044

FAX (202) 857-7809

POLITICIANS & ELECTIONS

INFLUENCE & LOBBYING

NEWS & ANALYSIS

RESOURCES

ABOUT US

TAKE ACTION

DONATE

BUY CUSTOM DATA

Except for the Revolving Door section, content on this site is licensed under a Creative Commons Attribution-Noncommercial-Share Alike 3.0 United States License by OpenSecrets.org. To request permission for commercial use, please contact us.



About

Resources



DONATE

Home / [Influence & Lobbying](#) / [Lobbying](#) / [Industry](#) / [Cruise ships & lines](#) MENU

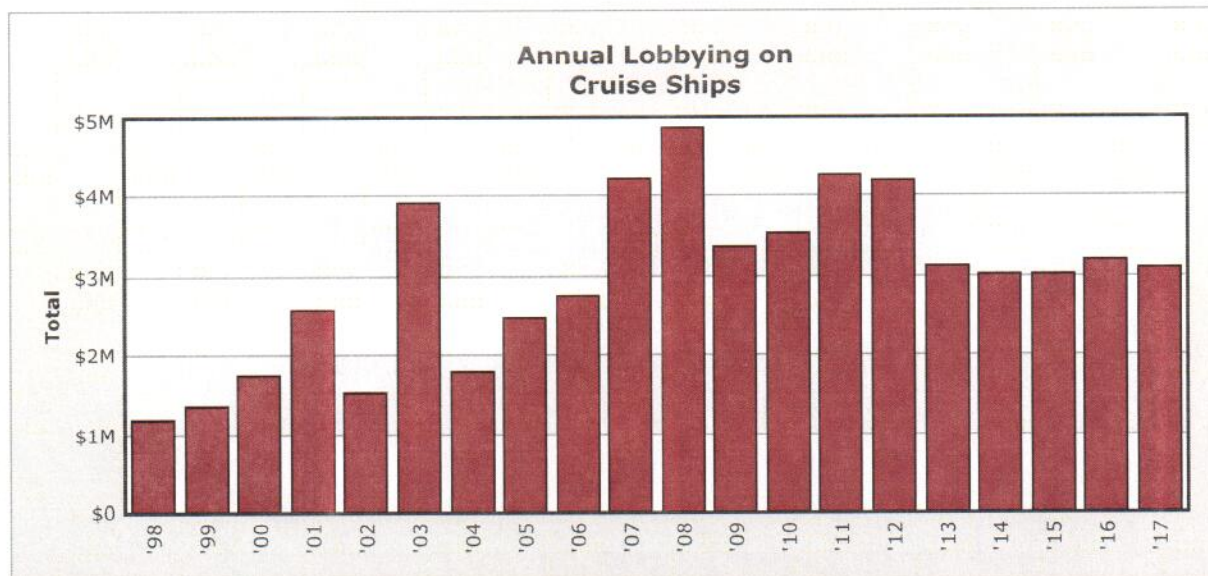
[Tweet](#)

Cruise ships & lines

- [Summary](#)
- [Lobbyists](#)
- [Background](#)

Industry Profile: Summary, 2016

Year:



Industry Profile, 2016

Year:

Exhibit KB
Page 5 of 13

Total For Cruise ships & lines: \$3,185,899

[Only on OS](#) *Campaign Contributions from this industry*

Client	Affiliate	Total
American Cruise Lines	-	\$120,000
Carnival Corp	-	\$110,000
Carnival Corp	Carnival Cruise Lines	\$806,899
Carnival Corp	Holland America Line	\$60,000
Cruise Lines International Assn	-	\$1,565,000
Royal Caribbean Cruises	-	\$524,000

Search database by:

Industry

[ADVANCED SEARCH](#)


We follow the money. You make it possible.

Thanks to support from individuals like yourself, our work makes possible the daily examination of the industries, organizations and individuals trying to influence the democratic process.

Make a Donation Today 

Find Your Representatives

Street City, State Zip Code



*Each quarterly filing is treated as a separate report.

Feel free to distribute or cite this material, but please credit the Center for Responsive Politics. For permission to reprint for commercial uses, such as textbooks, contact the Center: info@crp.org

Count Cash & Make Change

Sign up for our newsletter to track money's influence on U.S. elections and public policy.



Follow us on Twitter



Follow us on Facebook



The Center for Responsive Politics

1300 L St., NW Suite 200

Washington, DC 20005

TEL (202) 857-0044

FAX (202) 857-7809

POLITICIANS & ELECTIONS

INFLUENCE & LOBBYING

NEWS & ANALYSIS

RESOURCES

ABOUT US

TAKE ACTION

DONATE

BUY CUSTOM DATA

Except for the Revolving Door section, content on this site is licensed under a Creative Commons Attribution-Noncommercial-Share Alike 3.0 United States License by OpenSecrets.org. To request permission for commercial use, please contact us.



About

Resources



DONATE

Home / [Influence & Lobbying](#) / [Interest Groups](#) / [MENU](#) / [Transportation](#) / [Cruise Ships & Lines](#) / Top Contributors

Tweet

Cruise Ships & Lines

- [Summary](#)
- [Totals](#)
- [Background](#)
- [Lobbying](#)
- [Money to Congress](#)
- [Contributors](#)
- [Recipients](#)
- [News](#)

Cruise Ships & Lines: Top Contributors to Federal Candidates, Parties, and Outside Groups

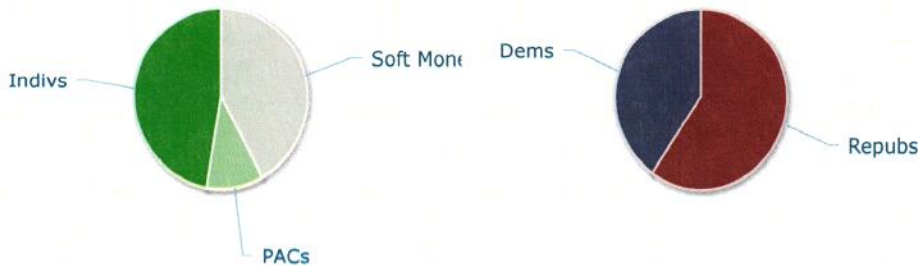
Election cycle:

Breakdown to display:

Total contributions: **\$1,978,060**

Source of Funds

Party Breakdown



Toggle Party/Viewpoint percentages

Rank	Contributor	Total Contribs	To Candidates and Parties		To Outside Spending Groups	
			Total	Dem%	Repub%	Total
1	Carnival Corp	\$961,325	\$510,035	42.8%	56.1%	\$451,280
2	Norwegian Cruise Line	\$317,312	\$45,239	46.6%	53.4%	\$272,073
3	Royal Caribbean International	\$199,678	\$89,315	8.3%	88.7%	\$110,363
4	Cruise Lines International Assn	\$151,200	\$151,200	25.8%	72.4%	\$0
5	Caribbean Cruise Lines	\$90,040	\$90,040	88.2%	11.8%	\$0
6	Royal Caribbean Cruises	\$60,053	\$60,053	45.3%	52.2%	\$0
7	American Cruise Lines Inc	\$26,850	\$26,850	100.0%	0%	\$0
8	Victoria Cruises	\$18,800	\$18,800	73.4%	26.6%	\$0
9	Spirit Cruises	\$8,100	\$8,100	100.0%	0%	\$0
10	Norweigen Cruise Lines	\$5,000	\$5,000	0%	100.0%	\$0

Industries in this Sector:


Cruise ships & lines

Pick another Sector:

Search for an industry:

We follow the money. You make it possible.

Thanks to support from individuals like yourself, our work makes possible the daily examination of the industries, organizations and individuals trying to influence the democratic process.

Make a Donation Today 

Find Your Representatives

Street City, State Zip Code



Inconsistent distributions between support of Democrats/Republicans and Liberal/Conservative Outside Spending groups

METHODOLOGY: The numbers on this page are based on contributions from donors (individuals as well as corporations and unions that give directly from their treasuries) to outside groups and from PACs (including super PACs) and individuals giving more than \$200 to candidates and party committees. *In many cases, the organizations themselves did not donate; rather the money came from the organization's PAC, its individual members or employees or owners, and those individuals' immediate families. Organization totals include subsidiaries and affiliates.*

All donations took place during the 2015-2016 election cycle and were released by the Federal Election Commission on Monday, November 27, 2017.

Feel free to distribute or cite this material, but please credit the Center for Responsive Politics. For permission to reprint for commercial uses, such as textbooks, contact the Center: info@crp.org

Exhibit KB
Page 11 of 13

Count Cash & Make Change

Sign up for our newsletter to track money's influence on U.S. elections and public policy.

Email address Sign Up



Follow us on Twitter



Follow us on Facebook



The Center for Responsive Politics

1300 L St., NW Suite 200
 Washington, DC 20005
TEL (202) 857-0044
FAX (202) 857-7809

POLITICIANS & ELECTIONS

INFLUENCE & LOBBYING

NEWS & ANALYSIS

RESOURCES

ABOUT US

 **TAKE ACTION**

 **DONATE**

 **BUY CUSTOM DATA**

Except for the Revolving Door section, content on this site is licensed under a Creative Commons Attribution-Noncommercial-Share Alike 3.0 United States License by OpenSecrets.org. To request permission for commercial use, please contact us.

Exhibit KB
Page 12 of 13



93263