

# JUNEAU INTERNATIONAL AIRPORT



**WARNING**

**RESTRICTED AREA**

**AUTHORIZED PERSONNEL ONLY  
BEYOND THIS POINT**

**PURSUANT TO 49 CFR 1542  
APPROVED BADGE REQUIRED**

**PERSONS ENTERING THIS AREA MUST DISPLAY A JNU BADGE  
OR OTHER APPROVED CREDENTIAL, OR UNDER ESCORT**

**OFFENDERS ENTRY SUBJECT TO ARREST AND PROSECUTION**

## **RESTRICTED AREA TRAINING COURSE**

**Course Training:**

**SIDA Badge  
135-AOA Badge  
Sterile Area Badge**

## I. INTRODUCTION



Every year at airports like the Juneau International Airport, there exists real and potential threats to civil aviation. Groups and individuals world-wide target the aviation industry and other modes of public transportation for acts of violence and terrorism. Unlawful acts against civil aviation include hijacking, aircraft sabotage, bombings, and terminal assaults. The events of September 11, 2001, was a watershed event for airport and transportation security.



The Transportation Security Administration was created as the governing federal agency for airport and airline security. **The rules and procedures in this training course are important in preventing unauthorized access to restricted areas, and minimizing the potential for unlawful activities.**

The City and Borough of Juneau and Juneau International Airport, under guidance of the Transportation Security Administration regulations under Title 49 CFR Part 1540, has developed this training course to familiarize those persons with a need to be in the secured and areas of the airport. These established rules and procedures are for the safety and security and restricted areas of the airport. Failure to comply may result in revocation of security badges, loss of employment, and/or civil sanctions against the individual badge holder and the company they represent.

This study guide and accompanied knowledge test shall be successfully completed by all applicants prior to approval of unescorted access to the secure and restricted areas. **RECURRENCE (Renewal) training and testing is required annually prior to badge re-issuance.**

**Airport Security badges can be renewed up to 30 days prior to expiration.**

This study guide is a summary of the badge requirements provided by federal regulation and the Juneau Airport Security Program. Other training such as Airfield Ramp Driver and Fuel Handler endorsements may be required for additional airfield privileges

Please contact the Airport Badging Office (907-586-0957) or the Deputy Airport Manager (907-789-7821) if you have any questions on badge requirements and responsibilities.

## II. DEFINITIONS

**121 Operations (121)** – those passenger aircraft operations pertaining to Federal Aviation Regulations (FAR) Part 121, which governs domestic, flag, scheduled large commercial certificated Air Carrier Operations.

**135-AOA** – the areas of the ramp used by commercial aircraft operators (“air taxis”) governed under Federal Aviation Regulations (FAR) Part 135. This is a controlled area of the airfield which requires displayed security badges as means to maintain security.

**135 Operations (135)** – those aircraft operations pertaining to Federal Aviation Administration FAR Part 135, which governs commuters and on-demand (small commercial) certificated Air Carrier Operations.

**Aircraft** – for the purposes of this study guide, aircraft is defined as a fixed wing aircraft (jet or propeller aircraft) or helicopter.

**Air Operations Area (AOA)** – a portion of the restricted area of the airport specified in the airport security program. This area includes aircraft movement areas, aircraft parking areas, aircraft loading ramps, and aircraft safety areas, for use by aircraft regulated under 49 CFR (Code of Federal Regulations) 1544, and any adjacent areas (such as general aviation areas) that are not separated by adequate security systems, measures or procedures.

**Airport Police** – Juneau Police Department detail at the Airport.

**Airport Security Coordinator (ASC)** – the Airport’s primary contact for security-related activities and related communications, training and compliance with the TSA. The ASC for the Juneau Airport is generally the deputy airport manager.

**Airport Security Program (ASP)** – an airport operator’s program required under 49 CFR 1542.101 and approved by the TSA. Airports must follow approved programs and ensure those security measures outlined in the program are complied with by all tenants and users of the airport.

**Airfield** – those areas of an airport that support aircraft activities.

**Apron (see Ramp)** – a defined area on an airport or heliport intended to accommodate aircraft for the purposes of parking, loading and unloading passengers or cargo, refueling or maintenance.

**Challenge** – a demand to produce and display appropriate airport issued or approved ID in accordance with the ASP. Personnel with airport-issued or airport-approved badges are required to challenge anyone not displaying appropriate ID in the secured and restricted areas of the airport.

**Challenge Procedure** – the airport-approved process by which badge holders in the secured and restricted areas of the airport are required to approach any person not properly displaying a security badge and demand that it be produced for security purposes.

**Escort** – to accompany or monitor the activities of individual(s) who do not have unescorted access authority in the restricted area. See Section VIII—Escort Authority.

**Escort Authority** – an individual that has airport approval to escort individual(s). See Section VIII— Escort Authority.

**General Aviation (GA)** – that portion of civil aviation that encompasses all facets of aviation except air carriers holding a certificate of public convenience and necessity.

**Piggybacking** – In security, piggybacking, similar to tailgating, refers to when an unauthorized person tags along with another person who is authorized to gain entry into a secured or restricted area, or pass a certain checkpoint. This may occur during an authorized entry to such area without the badge holder’s knowledge or authorization.

**Restricted Area** – those areas of the Airport where persons or vehicles are not permitted to enter or be unescorted unless authorized by the Airport. This is the area inside the airport perimeter (including the airport perimeter fence line).

**Secured Area** – a portion of an airport, specified in the airport security program, in which certain security measures specific in Title 49 CFR Part 1542 of are carried out. The secured area is where aircraft operators and foreign air carriers that have a security program under Parts 1544 or 1546 conduct aircraft boarding (enplane and deplane passengers), sort and load baggage and any adjacent area that is not separated by adequate security measures. The secured area at the airport is the 121-ramp area (Gates 2 – 5). The secured area is also a SIDA area.

**Security Identification Display Area (“SIDA”)** – a portion of an airport in which security measures are carried out as specified in the Airport Security Program. This includes areas of the Part 121 Air Carrier operations and Air Cargo operations, which requires identification media and strict measures to maintain security.

**Sterile Area** – an area of the airport which provides access for boarding of Part 121 Air Carrier aircraft (also referred to as the Departure Lounge). Access to this area is considered a high level of restricted area. A Sterile or SIDA badge is required to make entry. Other individuals, such as airline passengers and flight crew members must be screened at the TSA Checkpoint prior to entering this area.

**Transportation Security Administration (TSA)** – a Federal agency providing federal security oversight, passenger and baggage screening, and guidance for the airport’s security program.

**Unescorted Access Authority** – the authority granted to individual(s) by Airport Management under 49 CFR Part 1542, to gain entry to and be present without an escort in the restricted areas.

### III. GENERAL SECURITY AND SAFETY RULES

It is the responsibility of the badge holder to know the rules and responsibilities associated with entering and being in restricted and secured areas of the Juneau Airport.

**Security Responsibilities.** No person may tamper or interfere with, compromise, modify or circumvent any badge, security system, and infrastructure (Fence/Gates), or security procedures. No person may divulge labeled sensitive security information or records unless approved by the Under Secretary of the Transportation Security Administration.

**Right-of-Way.** Aircraft, emergency vehicles, airfield vehicles and passengers being led to/from the terminal ALWAYS have the right-of-way. In addition, individuals should be cautious when transiting the ramp or apron:

- Watch cockpit blind spots - pilots typically cannot see behind or below the aircraft. Watch for turning propellers or jet blast, which indicate that an aircraft may be ready to move.
- Avoid jet blast or prop wash which can blow debris or overturn vehicles.
- Be aware of and avoid moving propellers that can cause damage, injury or death.
- Be aware of moving vehicles - you may not hear them approaching due to aircraft noise.

**Visibility.** High Visibility vests and apparel are REQUIRED for all pedestrians in the terminal ramp areas. Exceptions are for passengers being boarded and flight crew members in the immediate area of their aircraft. All other pedestrians such as airline ground personnel, weather observers and aircraft refuelers must wear High Visibility apparel. Pedestrians should stay in well-lit areas and use ramp walkways.

**No Smoking** on the terminal ramps/gate areas or in proximity of aircraft, fuel trucks and equipment.

**Report Suspicious Persons or Activity.** It is important to report unusual or suspicious persons or activities observed on or near the airport grounds to Airport Police. If you see something, say something...

**Ramp Walkways.** There is a lot of activity on the air carrier ramps. When walking across the 135-AOA ramp, badge holders need to walk behind aircraft AND in the designated walkways (see below).



## IV. GENERAL BADGE RULES

### **Security is Everyone's Business**

Everyone issued a security badge is expected to assist with Airport Security measures. It is a badge holder's duty to abide by the rules and report security breaches to Airport Police. Failure to comply with federally mandated airport security measures or report security breaches may mean civil penalties or other enforcement measures.

### **Badges are a Privilege!**

There are rules and responsibilities that come along with the issuance of a badge. If not followed, badges may be suspended or revoked. Each type of badge represents a specific level of security. Your employer and the airport will determine the type of badge necessary for each individual.

**Never Lend YOUR Badge** – not even to a co-worker. A badge is only to be used by the individual to whom it has been issued.

### **Badges Must Be Worn on the Outermost Clothing and Above the Waist**

Badges **MUST** be worn on your outermost clothing at all times while in a secure area or restricted area. When donning or removing a jacket, remember to move your badge to the outermost layer of clothing.

Badges must be visible and also be displayed above the waist. Badges may be worn on a lanyard, in a clear display pocket, or clipped to the individual's clothing. Badges do not need to be displayed while in GA areas of the airport. However, all badges must be presented upon request and be immediately available.

### **Report Lost or Stolen Badges Immediately**

It is the responsibility of each badge holder to keep track of their badge. It is also the responsibility of each badge holder to report a lost or stolen badge *immediately* to Airport Police so that badge access can be turned off. Illegal access which has been gained through the use of a lost or stolen badge is the responsibility of the badge holder.

### **All Badge Holders Must Swipe Their Security Badge Prior to Entering a Secured or Restricted Area.**

Do not allow another badged individual to enter the restricted area under your access. Each badge holder must swipe their access badge when they enter these areas. "Piggybacking" on another badge holder is prohibited. Each badge holder has a distinct access. A badge that matches the security area does not mean that the individual has authority to enter that door or gate.

### ***A badge holder cannot escort another badge holder!***

***(This includes an individual with an expired or lost badge.)***

When escorting, you are responsible for that person and must provide positive escort and have escort authority. Multiple entries may be allowed at an access point provided that each person scans their access badge and gets a green light on the swipe pad.

## **Ensure No Unauthorized Entry**

If you open the entry to a secured or restricted area... you are responsible for any unauthorized entry. When you enter or exit the restricted area, ensure that no one gains illegal entry into these areas while a door or gate is open. The badge holder is responsible for making sure the door or gate closes behind them and that no one has gained entry into the restricted area, unless under escort of the badged individual (see escort authority). Badge holders may pass responsibility for access to the secured/restricted area if they have ensured that the next individual is authorized to be in that area, has the proper endorsements for the activity they are performing, and have been granted access after badging at the card reader. (Granted access will be verified by a green light on the card reader and no audible alarm).

## **Badges Are the Airport Property**

Airport identification and access badges are the property of the Juneau International Airport. Badges may be confiscated, downgraded, or deactivated at any time the airport believes that use by an individual may jeopardize the security or safety of the airport. The airport may be directed by the Federal Aviation Administration (FAA) or the Department of Homeland Security (Transportation Security Administration) to limit or close access into all or part of the airport perimeter during times of national emergency, heightened security threat levels, or changes to federal airfield operations. Badges and access media must be returned to the airport once an individual terminates employment or no longer requires a badge.

## **Challenge**

(See Section VII, Challenge Procedures). A badge holder is required to challenge person(s) in the secure and restricted areas that appear unauthorized or are not displaying a security badge. When challenging someone, ensure the individual has a valid badge or credentials. Request to see a badge or other credential that allows that person to be in the restricted area of the airport or notify Airport Police immediately.



## **Report Security Concerns Immediately**

As a layer of the security plan at the airport, a badge holder has the responsibility to report security breaches, suspicious activity, or suspicious individuals on the airport to Airport Police. To report such activities call Airport Police at 321-3802



**Badge Suspension/Revocation.**

The airport reserves the right to refuse, suspend, or revoke access or security badging to any person when it has been determined to be in the best interest of the airport security. The TSA may supersede an airport’s decision to allow the badging of an individual and revoke or refuse access.

**An individual whose airport access media has been revoked may not be escorted within a restricted area at JNU for the purposes of work.**

**Civil Penalties and Enforcement.** Failure to comply with these federally mandated airport security measures or report security breaches may mean civil penalties or other enforcement measures.

**V. AIRPORT RESTRICTED AREAS**

The Juneau International Airport has several different levels of restricted areas within the airport and airfield boundary. These areas are delineated by perimeter fencing, gates, terminal building with access doors or painted boundaries on the ramps. Access doors entering into these areas are marked with warning signs.

*Sample of the Restricted Area Sign*



In order to access any of the restricted areas of the airfield, a person must have access authority or be under escort of another individual who has access authority. Approved security badges must be displayed for unescorted access in the restricted area of the 135-AOA.

Please refer to the map at the end of this section for the location of these areas at the airport.

**AOA** – the Air Operations Area is all areas where aircraft operate including ramps, taxiways and runways. It also includes those areas of aircraft parking and loading. While access to the AOA is restricted, displaying identification media (badge) is only required in the 135-AOA and SIDA (Sterile Area is located in the terminal’s departure lounge).



**135-AOA** – the area of the main ramp adjacent to Gate 1 where commercial air taxi or commuter (Part 135) operations are conducted. All un-badged persons located in the 135-AOA ramp area must be escorted by an authorized badge holder.

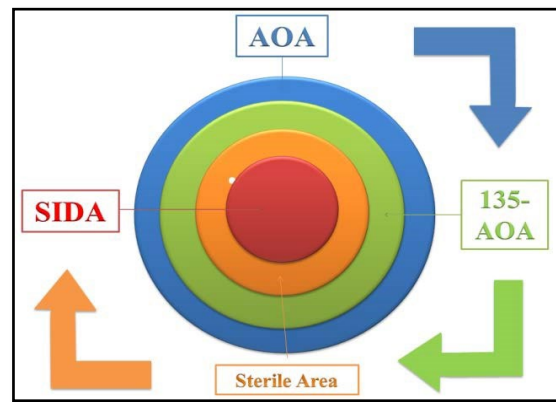
The 135-AOA is a display area, which requires security badges to be displayed on the outer most clothing and above the waist.

Only Part 121 crew (large commercial air carriers), credentialed TSA and FAA Inspectors, and federal, state, or local law enforcement officers are allowed to enter the 135-AOA ramp without an authorized badge or under escort.

Sample 135-AOA ramp



Security Levels of Restricted Areas



**Secured Area** – the Secured Area includes the 121-ramp area (Gates 2-5) where domestic and/or foreign air carriers with security programs under Part 1544 or 1546 enplane or deplane passengers. The Secured Area is also a SIDA area. **A SIDA badge is required prior to entering the Secured area.**



**Sterile** – The Sterile Area is post TSA screening where passengers and crew members board aircraft. This is considered a high-level restricted area since screening has been completed on all passengers and thus a “sterile” area.

**All badge holders accessing the sterile area through the TSA screening checkpoint must swipe their badge at the prox card reader in front of the checkpoint.**

**SIDA** – the Security Identification Display Area (SIDA) is the area of the main ramp where the Part 121 Scheduled Large Commercial Air Carrier ground operations and Air Cargo operations are conducted. These areas are bordered by roadways and stenciled in red with “SIDA.”

The SIDA also includes portions of the terminal building where passenger baggage is collected (*baggage make-up*) for aircraft loading and the air cargo buildings where outbound cargo is staged prior to loading onto an aircraft.

Individuals are forbidden to enter this area without displaying a proper SIDA badge. Only Part 121 flight crew, federal credentialed inspectors (TSA/FAA), and law enforcement officers (federal, state, or local) are allowed to enter the SIDA areas without an authorized badge or under escort.

Sample SIDA areas



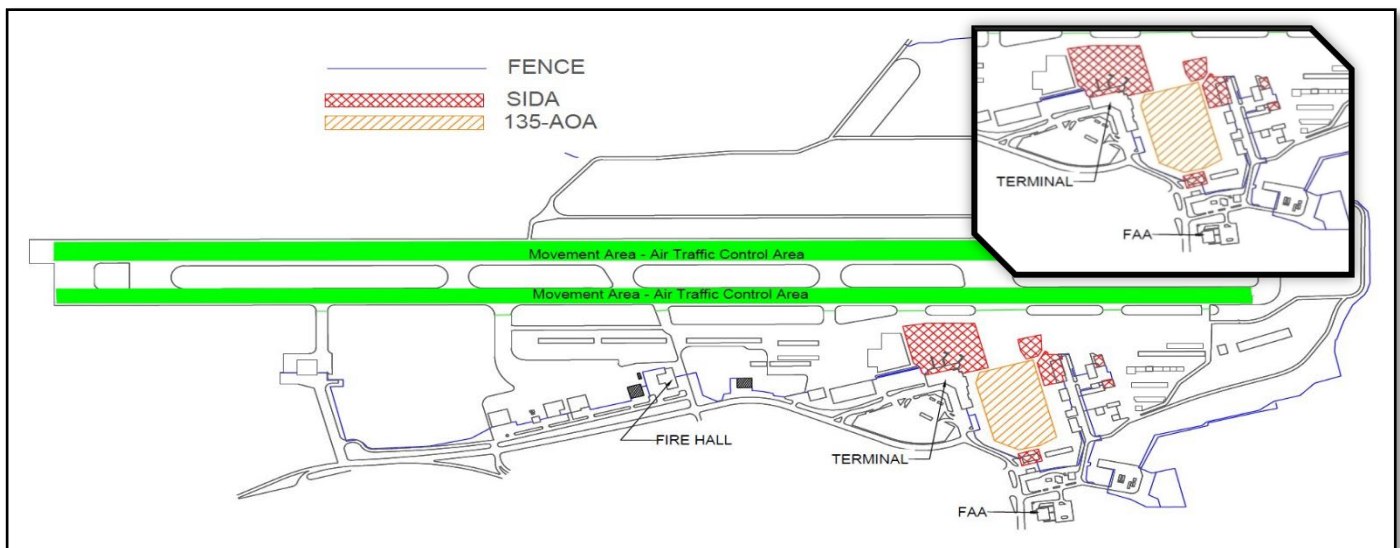
Sample SIDA pavement marking



It is important for all badge holders to be familiar with the different boundaries for each of the security areas, as well as have knowledge of what badge type allows access to each security area.

The following layout of the airport indicates the overall security areas of the airport.

## RESTRICTED AREAS





## VI. AIRPORT APPROVED IDENTIFICATION MEDIA

Juneau allows a variety of Identification “ID” or “Badge” media in the restricted areas of the airport. Most of the badges are airport-issued badges, but some may be airline flight crew badges or federal law enforcement credentials. It is important to recognize these forms of identification and to call Airport Police or a supervisor when in doubt.

### Security Badge

The Juneau Airport has a variety of distinctive badges that allow access to secured and restricted areas of the airport. Badges have distinctive colors for specific areas of the airport. The color coding is for easy identification from a distance, but the badge will still indicate “SIDA,” “Sterile Area,” “135AOA,” or “GA” access.





### Security badges can be renewed annually up to 30 Days prior to the expiration date.

- **SIDA** – this badge gives unescorted access in the SIDA, Sterile Area, 135-AOA, and GA areas of the airport.
- **Sterile Area** – this badge gives unescorted access in the Sterile Area (Departure Lounge) only.
- **135-AOA** – this badge gives unescorted access to the 135-AOA ramp as well as the GA areas of the airport.
- **GA (General Aviation) Badge**– this badge gives unescorted access to the GA areas of the airport. A GA badge does not need to be displayed, however it must be immediately available.

Badge access shall only be for “**ON-DUTY**” and for having a legitimate business/work related purpose for being in a restricted or secure area. While on-duty, you also need to have a legitimate operational need to be in areas of the airport. Just because you have a SIDA badge, doesn’t mean you can go where ever you desire on the airport. Personal and/or off-duty use of a security badge is grounds for revocation.

It is important to recognize the various types of badges for each area as well as identify that a badge belongs to the badge bearer. Quick reference for badge recognition (all badges):

- **Picture** - Does the picture on the badge match the individual?
- **Name** - Individual’s name must be on the badge.
- **Company Name** - The company or agency that the individual works for must be on the badge.
- **Expiration Date** - Is the badge current for month, day and year?
- **Badge Type** - Is the badge appropriate for the area? (SIDA badge in the SIDA, etc.)
- **Badge** - Is the individual wearing an airport-issued badge?
  
- **Badge Endorsements** - Issued SIDA and Sterile badges may have a distinct “EA” to designate Escort Authority (see Escort Authority below) or icons to indicate various airfield ramp driver’s endorsements.

- Escort Authority: 
- Ramp Driving endorsement: 
- Ramp & Fuel Handler driving endorsement: 
- Ramp & Movement Area endorsement: 

## Airline Flight Crew Credentials

The Juneau Airport allows airline (Part 121 passenger and air cargo) flight crew members to wear their company-issued airline ID badge in and around the vicinity of their aircraft and while transiting between their aircraft and their flight operations center. The crew member must display their badge and be in company-approved uniform (airline air cargo uniforms may be casual clothing). The badge will have similar characteristics to the airport-issued badges:

- **Picture.** Does the picture on the badge match the individual?
- **Name.** Individual's name must be on the badge.
- **Company Name.** The airline that the crew member works for is indicated on the badge.
- **Expiration Date.** Is the badge current for month and year?
- Will indicated **"FLIGHT CREW"** or **"CREW"** on the airline ID badge



## Federal Law Enforcement and Inspector Credentials

A variety of Federal agents and regulatory inspectors may be in the restricted areas for various reasons. These agencies include Federal Aviation Administration (FAA), Department of Homeland Security (DHS) which includes Transportation Security Administration (TSA), Customs and Border Protection (CBP), Coast Guard Investigative Service (CGIS) are just a few of the federal agencies with credentials that would need to be in the restricted areas of the Airport.

Remember, not all federal employees will have credentials, only inspectors and special agents are those with authority to be in secured and restricted areas.

While *generally* under escort of a badge holder, a federal agent can be in the secured and restricted areas of the airport without an escort, but generally wear identifying clothing or jackets. It is important to recognize federal credentials will be multi-part and may have two or three sections including:

- **Picture.** In one section of the credential, a photo must match the agent.
- **Name.** Agent's name must be indicated on the credential.
- **Agency Name.** The federal agency represented must be indicated on the credential.
- **Title of Agent or Authority.** The authority or duty of the agent must be on the credential (e.g., "Inspector").
- **Badge.** Must be embossed with agency name and agent's title. If the badge has a number, it should match the number on the identification card. NEVER accept a metal badge only as it must accompany credentials with a photograph.

***IF IN DOUBT ABOUT THE VALIDITY OF A BADGE OR FEDERAL CREDENTIAL, CALL AIRPORT POLICE IMMEDIATELY.***



## Badge Application Process.

Your employer and the airport will determine what badge type is required based on duties and where you will be working at the airport.



The badging applicant will need to do the following:

- Complete a badge application form
- Provide two forms of required identification
- Complete the Restricted Area training curriculum and pass a knowledge test.
- Complete any endorsement training (Airfield Ramp Driver, Fuel Handlers) and pass knowledge test.
- Successfully pass a Security Threat Assessment
- Successfully pass a Criminal History Records Check (CHRC) for SIDA or Sterile Area Applicants
- Acknowledge the rules and regulations associated with receiving the badge.

### Criminal History Records Check

SIDA, and Sterile Area badges applicants are required to undergo a fingerprint Criminal History Records Check (CHRC). Conducted by the FBI, the check must indicate that the applicant has not been convicted of any of disqualifying offenses in the last ten (10) years pursuant to 49 CFR 1542.209.



EVERYONE REQUESTING A SECURITY BADGE MUST COMPLETE AN APPLICATION PACKET. ALL BADGE APPLICANTS MUST PASS THIS TRAINING CURRICULUM KNOWLEDGE TEST.



## VII. CHALLENGE PROCEDURES

Juneau Airport badge holders must recognize the various badge types for each area of the airport

All individuals that are airport-issued badge holders are required to challenge anyone not displaying appropriate security ID badges in the secure and restricted areas. A challenge is a demand to produce and display appropriate airport-issued security badges or other approved credentials. Failure to display an appropriate badge for a restricted area will result in removal from that area and notification to Airport Police. Anytime that you are unfamiliar or unsure of the validity of a badge, report it to the Airport Police immediately.

When challenged about presenting **YOUR** security badge, you are required to produce it **REGARDLESS** of who is challenging. Failing or refusing to produce your security badge when challenged is grounds for revocation.

### Procedures

#### GENERAL:

- Observe that an individuals in the secure or restricted areas are displaying the following:
  - An appropriate airport security badge
  - An airline CREW badge
  - Federal Law Enforcement/Inspector Credentials
  - Ensure that the photo matches the individual, expiration date is current and the badge is issued for the airport OR the credentials are valid.
  - Is under escort of an individual displaying a badge
  - Ensure any individual providing escort in the SIDA or Sterile Area has a badge with an "EA" icon on the front of the badge.
- While in GA areas of the airport, badge holders do not need to display their badge. However, they must provide the badge upon being challenged.

#### IF THE INDIVIDUAL IS NOT DISPLAYING A BADGE OR APPROPRIATE CREDENTIAL:

- Request the individual to produce and display an airport issued badge or approved credential.

#### IF THE INDIVIDUAL CANNOT PRODUCE A BADGE OR APPROPRIATE CREDENTIAL:

- Ask the individual if they are under escort or how they obtained access to the area.
- Escort the individual out of the secured or restricted area.
- **IMMEDIATELY NOTIFY** Airport Police
  - ❖ **AT NO TIME SHOULD THE PERSON CHALLENGING PUT THEMSELVES IN DANGER**
  - ❖ **DO NOT ATTEMPT TO PHYSICALLY STOP OR RESTRAIN THE UNAUTHORIZED PERSON**
  - ❖ **MONITOR THE ACTIVITIES OF THE UNAUTHORIZED PERSON FROM A DISTANCE**

## VIII. ESCORT AUTHORITY

“Escort” means to accompany or maintain constant visual contact with an individual who does not have access authority into or within a SIDA or other secured area.

Escort of individual(s) in the secure, SIDA and Sterile Areas (Departure Lounge) is allowed at the Juneau Airport. *Escort Authority* is required in order to provide escort in these areas. This authority is indicated on the security badge with the



icon.

### **AN INDIVIDUAL THAT DOES NOT HAVE AN “EA” ON THEIR BADGE CANNOT PROVIDE ESCORT.**

135AOA and GA badges do not have an EA designation, but must still abide by the rules for Escort Authority for their area.

**Reasons for Escort.** Escort is only for persons with a legitimate business purpose and need to be in the secure or restricted area:

- Escort of contractor for repair or work.
- Escort of another employee during their training period.
- Escort of a vendor.
- Escort of a ticketed passenger.
- Escort of emergency personnel, armed law enforcement or special security personnel.
- Escort for other reasons as approved by airport management.

Escorted contractors and vendors entering the secured areas may be subject to additional screening.

**All ticketed passengers** entering the SIDA and Sterile Area will require screening.

**Know who you are escorting.** If you are providing escort of a vendor or contractor for your company, request photo identification (unless known) and request work credentials or paperwork (unless known).

**Transfer of Escort Authority.** Escort authority may only be transferred to another badged employee with escort authority.

**Emergency and Law Enforcement Personnel.** In an emergency situation, emergency medical personnel, fire personnel, or law enforcement personnel may enter restricted areas with or without EA authorized badged-personnel. Emergency personnel do not need security badges to enter these areas in an emergency situation.

**Escort of badge holders is strictly prohibited.** Regardless of having Escort Authority, you cannot under any circumstance escort another Juneau Airport badge holder if their badge has expired or is not in their immediate possession. Escorting a badge holder is grounds for revocation of escort authority and the security badge.

## IX. VIOLATION OF RULES

### (Penalties, Suspension and Revocation of Security Badge for Violations)

Failure to follow any of the rules or procedures may result in fines in excess of \$2,500 per infraction. City and Borough of Juneau along with federal fines may be assessed to an individual or company that violates procedures. Federal enforcement action or prosecution may accompany fines (up to \$11,000 per infraction).

Additionally, any badge holder who is not in compliance with these procedures may be subject to the following consequences (Policy updated January 2020):

<u>Violation</u>	<u>SIDA/Sterile Area badge</u>	<u>135-AOA</u>	<u>GA badge</u>
1 <sup>st</sup> offense	Up to 6 mos. suspension	Up to 3 mos. suspension	1 month suspension
2 <sup>nd</sup> offense	Up to 5 yr. suspension	Up to 1 yr. suspension	Up to 6 mos. suspension
3 <sup>rd</sup> offense	Badge revocation	Up to 5 yrs. suspension	Up to 1 yr. suspension

Length of consequence is determined by the severity of the offense, as determined by the Airport Security Coordinator. Badges will be returned as part of the suspension, applicant may re-apply after suspension has concluded.

Other security violations may require that an individual's badge access be turned off until proof of further retraining.

***The airport may revoke an individual's badge privileges at any time (regardless of any previous offenses) if the violation is severe or the airport, or the TSA, believes that the individual may be a threat to the airport's safety and security programs.***



**CONTACT THE AIRPORT MANAGER'S OFFICE (907-789-7821) WITH ANY QUESTIONS YOU MAY HAVE ABOUT THE JUNEAU AIRPORT'S SECURITY PROGRAM.**

**ANNUAL TESTING IS REQUIRED WITH A PASSING GRADE OF 80% OR HIGHER**