



City and Borough of Juneau
 City & Borough Manager's Office
 155 South Seward Street
 Juneau, Alaska 99801
 Telephone: 586-5240 | Facsimile: 586-5385

DATE: August 9, 2021
 TO: CBJ Assembly
 FROM: Mila Cosgrove, Incident Commander
 RE: **Situational Update –Level 3 Modified High - Operational Period 35 (08/01/21 – 08/31/21)**

Overall Community Risk	Disease Situation	Hospital Capacity	Public Health Capacity
Level 3 - High (modified mitigation strategies in place)	The community is experiencing high case positivity. The Delta variant is present and community spread is occurring. Vaccine is available.	The hospital case load is stable. Hospital capacity in the Pacific Northwest is restricted.	Contact tracing is becoming more difficult due to the high number of contacts per positive individual and the ability to get information from some positive individuals.

The Complete CBJ COVID-19 Dashboard can be found [here](#) or by going to [Juneau.org/ COVID-19](http://Juneau.org/COVID-19)

Situation Assessment: The 14 and 7 day case rates remain elevated at the very high alert level. The Delta variant is driving case transmission locally and statewide. The community is urged to be cautious. Everyone regardless of vaccination status is now required to mask when indoors in public places. It is highly recommended that individuals limit social contact to mitigate disease spread and allow for effective contact tracing. Individuals should test immediately if they have even mild symptoms. The single most effective strategy to mitigate COVID is to get vaccinated.

Issues of Note:

Case counts remain very high but the numbers have started to even out over the last week. That said the average daily case count for August to date is the highest Juneau has seen in the pandemic.

We continue to see elevated case counts across Alaska and a large portion of the lower 48. The community is cautioned to use good COVID mitigation strategies to keep exposure risk minimized and, if not already fully vaccinated, to become so.

The hospital has a steady stream of COVID positive patients but does not report capacity issues. Access to Cepheid rapid testing supplies has become very difficult as the supply chain is not able to keep up with demand.

Public Health continues to have difficulty with contact tracing due to the volume of positives, the number of close contacts among positives, and some hesitancy once individuals are contacted to fully cooperate in the contact tracing process.

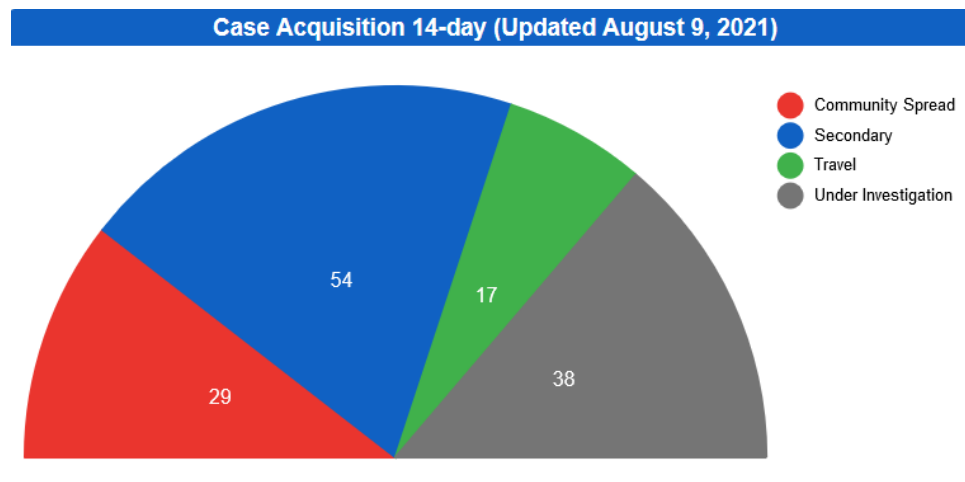
Weekly Summary – 14 day lookback for positive tests collected July 25th – August 8th

Over the last rolling 14 day period, 138 people tested positive for COVID-19 in the community.

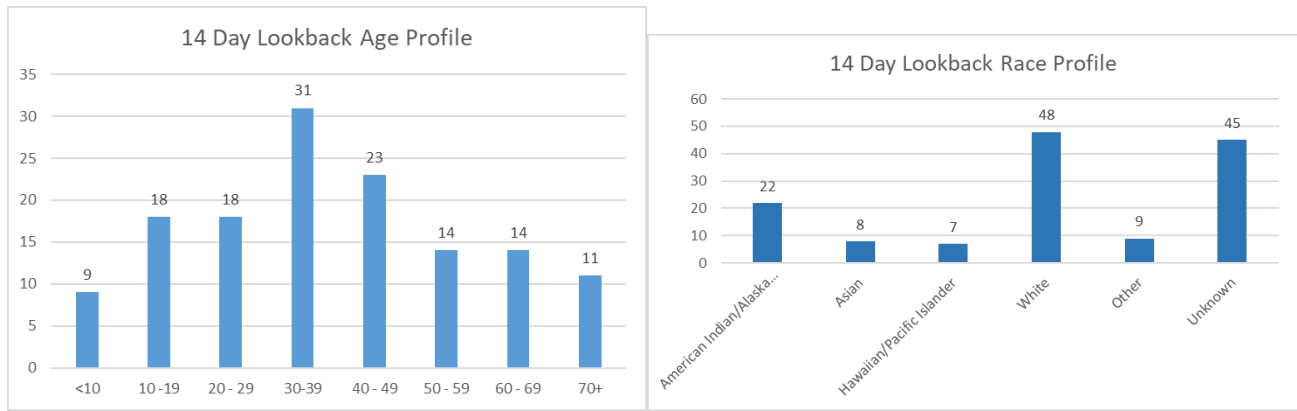
- 8% of the cases were associated with a cluster. There were 2 clusters during this period. A restaurant cluster that included 8 positive cases has concluded with all 8 recovered. A second cluster involving an out of town youth sports event currently has 10 active cases with none yet recovered.
- 21% of the cases were designated as community spread, 39% of the cases were designated as Secondary Infection, 12% of the cases were associated with Travel, and the remaining 28% of the cases remain under investigation.
- 47% of the cases were among individuals who were fully vaccinated (vaccine breakthrough). 0.67% of the population who were not fully vaccinated were COVID positive. 0.31% of the fully vaccinated population contracted COVID.
- Contact tracing is at 75% of individuals being contacted within 24 hours of a positive test being returned.
- There is case positivity spread across all age and racial groups.

Disease Acquisition:

Of the 138 positive cases during the last 14 day period, 29 cases were identified as community spread, 54 were identified as secondary transmission, 17 were identified as travel related, and 38 remained under investigation.



Demographics:



Breakthrough Cases: Vaccine breakthrough (VB) infections of COVID are those detected in a person who is at least 2 weeks beyond their second dose of a 2-dose series or the only dose of a 1-dose series.

Juneau: From July 25th – August 8th, 53% of the COVID positive cases in Juneau were from unvaccinated individuals. 0.67% of the population who were not fully vaccinated were COVID positive. 0.31% of the fully vaccinated population contracted COVID.

Statewide: From January 1–July 31, 2021, three deaths, 40 hospitalizations, and 1,678 cases with a VB infection were reported among Alaska residents. These counts are provisional and subject to change as more data are compiled. In that same time frame, a total of 26,482 cases, 627 hospitalizations, and 94 deaths were reported. 94% of all cases, 94% of all hospitalizations, and 97% of deaths among Alaska residents from January 1 through July 31, 2021 were in people who were not fully vaccinated.

Variants of Concern:

Variants of Concern make up 77% of the sequenced tests at the State of Alaska Laboratory. The Delta variant is now the dominate strain of COVID statewide.

The following strains have been identified in Juneau through sequencing:

- Alpha/B.1.1.7
- Beta/B.1.351
- Gamma/P1
- Delta/B.1.617.2/AY.1

As of August 3, the total number of Alpha (B.1.1.7) cases is 429; Gamma (P.1) cases is 73; and Delta (B.1.617.2-like) cases is 439. The weekly genomic surveillance report is online at http://dhss.alaska.gov/dph/Epi/id/siteassets/pages/humancov/AKSeqCon_GenomicSituationReport.pdf

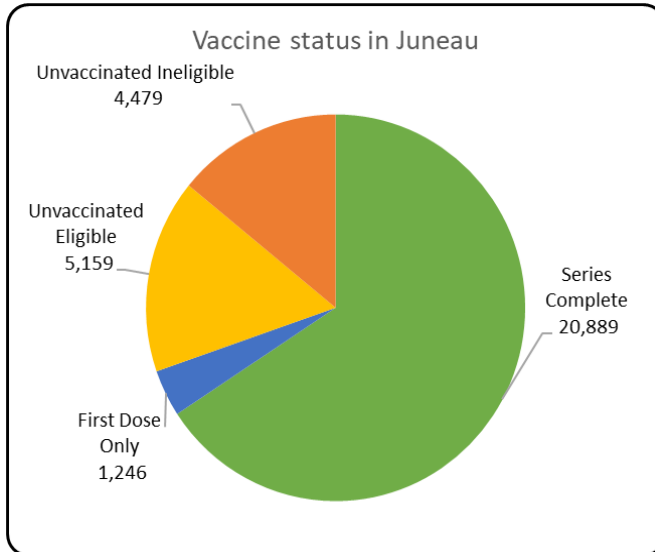
Testing Summary:

Asymptomatic COVID screening continues to be offered on a weekly basis to unvaccinated individuals working with children and tourists. The program is specifically targeted to capture employees working in day care, summer camps, bars, restaurants, and small retail businesses in the downtown area.

749 COVID tests were processed through BRH since the last EOC report, a slight decrease over the week before. All tests processed through BRH are returning in less than 24 hours. 584 tests were collected through CBJ operations. Approximately 2/3rds of the positive tests reported in Juneau came through testing sources other than the BRH lab.

Vaccination Updates:

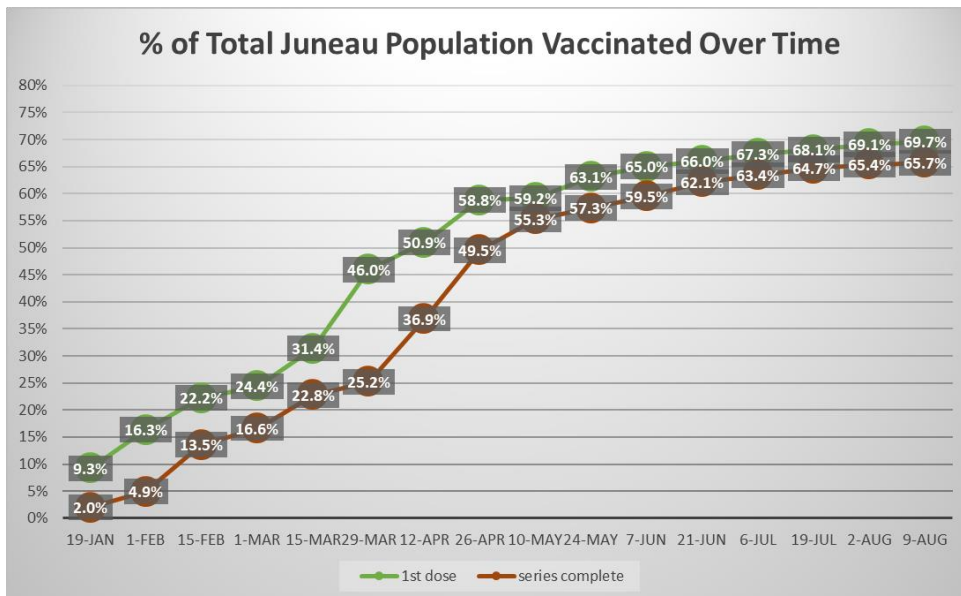
Last week, there were a total of 171, 1st doses and 105, 2nd doses administered in Juneau.



Total: **69.7%** of the of the total population of Juneau has received at least 1 dose of vaccine and **65.7%** have completed their vaccine series.

12+: **81.2%** of the age eligible Juneau population has received at least 1 dose of vaccine. **76.6%** have completed their vaccine series.

65+: **91.6%** of this age group has at least one dose of vaccine. **89.0%** have completed the vaccine series. (State updated dashboard)



Vaccine Clinics:

Every Thursday in August: 9 am – 4 pm, Juneau Public Health Center, 3412 Glacier Hwy
Every day in August: 12:30 – 9:30 -Juneau International Airport

Weekly Numbers Report: We are reporting 73 new cases since the last EOC report on August 2nd.

COVID-19 In Juneau				
	Active	Recovered	Deceased	Cumulative
Resident	66	1,588	5	1,659
Nonresident	10	197	0	207
Total	76	1,785	5	1,866

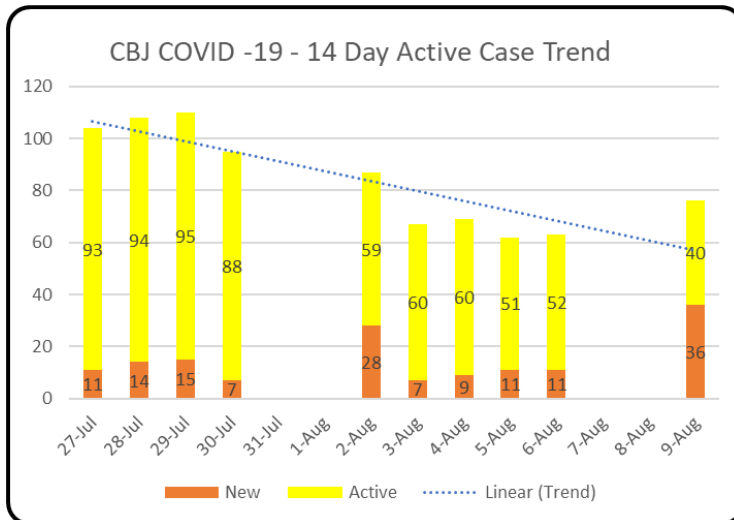
Note: CBJ EOC data may differ from the data reported on the State of Alaska dashboard.

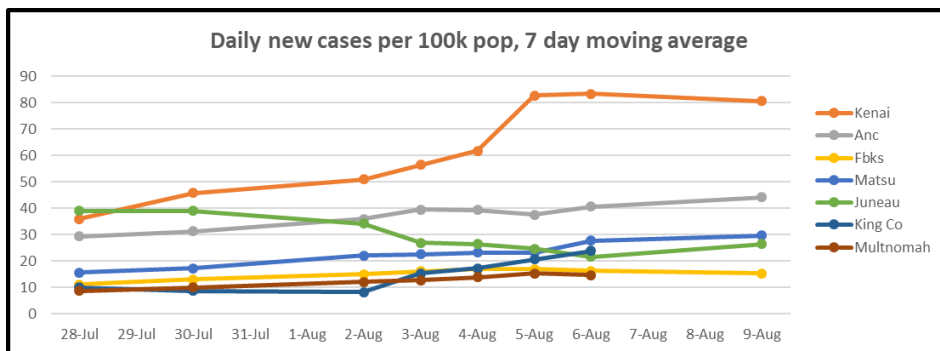
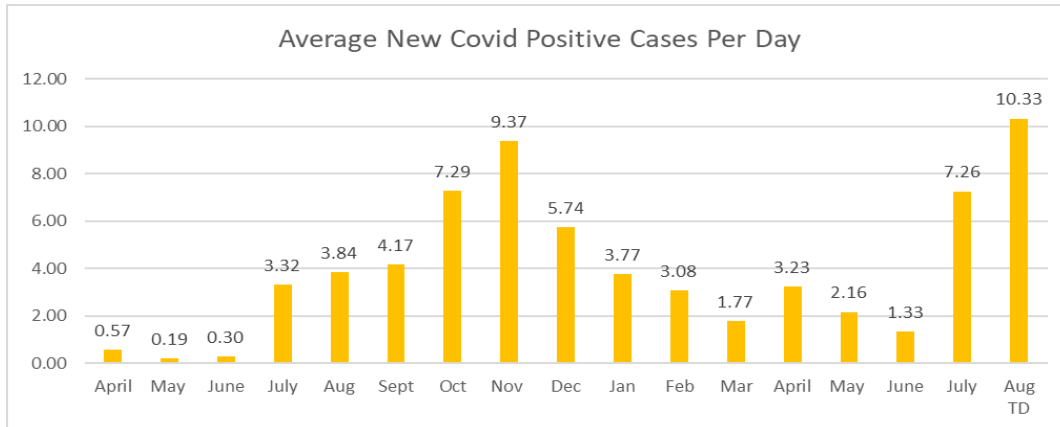
Disease Transmission/Contact Tracing:

We are reporting 66 new resident cases and 7 new nonresident cases. 11 cases are community spread, 22 cases are secondary infection, 8 cases are travel, and the remaining 32 cases are under investigation.

The restaurant cluster concluded with 8 positives. We have a new cluster involving an out of town youth sports event. There are 10 active cases with none yet recovered.

The state is reporting 78,441 total positive cases, an increase of 2,204 new cases since August 2nd





This chart tracks the number of new cases in the past 7 days, controlled for population. King County (Seattle) and Multnomah County (Portland) are included for context and due to travel frequency. The source data for Alaska is from the SOA dashboard. Out of state data is from the Harvard Global Health Institute (<https://globalepidemics.org/key-metrics-for-covid-suppression/>) and generally lags a day behind most of our other reporting. Policy recommendations at varying levels (<1, <10, <25, 25+) can be found on their website