



City and Borough of Juneau  
 City & Borough Manager's Office  
 155 South Seward Street  
 Juneau, Alaska 99801  
 Telephone: 586-5240 | Facsimile: 586-5385

DATE: January 31, 2021

TO: CBJ Assembly

FROM: Mila Cosgrove, Incident Commander

RE: **Situational Update –Level 2 Moderate-** Operational Period 29 (1/28/2021 – 2/25/2021)

Overall Community Risk	Disease Situation	Hospital Capacity	Public Health Capacity
<b>Level 2 - Moderate</b>	Overall cases have dropped but community spread based cases continue to occur.	The hospital case load is stable.	Contact tracing is constrained due to difficulty in reaching close contacts.

**The Complete CBJ COVID-19 Dashboard can be found [here](https://juneau.org/covid-19) or by going to [Juneau.org/COVID-19](https://juneau.org/covid-19)**

**Situation Assessment:** Our 14 day and 7 day case rate indicators have elevated back to the High Alert level. The disease continues to move across all disease acquisition types: community spread, secondary transmission, and travel. A more aggressive strain of COVID-19 has been identified in Alaska. We caution the public to strictly adhere to all health orders related to travel and to continue strict adherence to masking and social distancing when outside your immediate home.

**Issues of Note:**

None noted

**Daily Numbers Report:**

We are reporting no new cases today. Local Public Health does not report numbers over the weekend and the state dashboard is lagging our numbers.

COVID-19 In Juneau				
	Active	Recovered	Deceased	Cumulative
Resident	31	1,033	5	1,069
Nonresident	3	134	0	137
<b>Total</b>	<b>34</b>	<b>1,167</b>	<b>5</b>	<b>1,206</b>

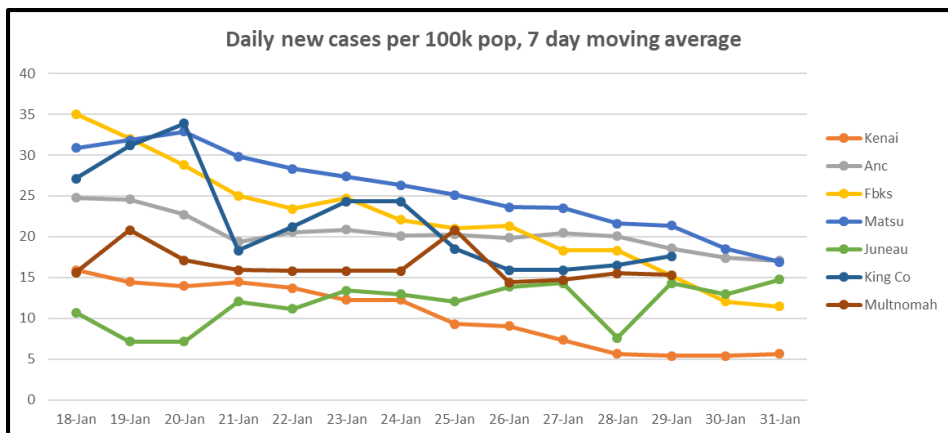
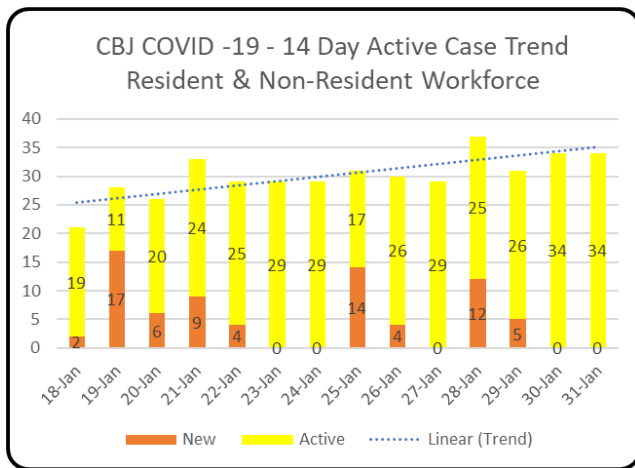
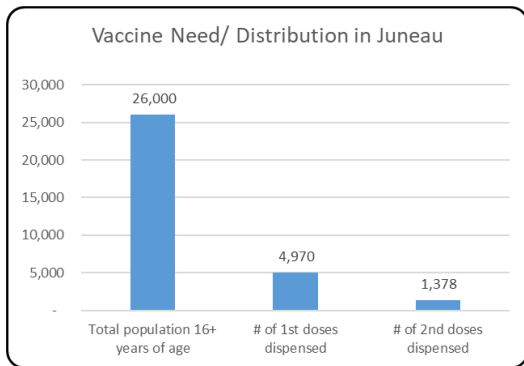
Note: CBJ EOC data may differ from the data reported on the State of Alaska dashboard.

Disease Transmission/Contact Tracing:

The State is reporting 137 new cases today bringing the statewide cumulative total to 54,351 cases.

Testing: Test results will be reported out on Monday, February 1<sup>st</sup>.

January 31, 2021  
 Assembly EOC Update  
 CBJ COVID-19 Response



This chart tracks the number of new cases in the past 7 days, controlled for population. King County (Seattle) and Multnomah County (Portland) are included for context and due to travel frequency. The source data for Alaska is from the SOA dashboard. Out of state data is from the Harvard Global Health Institute (<https://globalepidemics.org/key-metrics-for-covid-suppression/>) and generally lags a day behind most of our other reporting. Policy recommendations at varying levels (<1, <10, <25, 25+) can be found on their website