



City and Borough of Juneau
 City & Borough Manager's Office
 155 South Seward Street
 Juneau, Alaska 99801
 Telephone: 586-5240 | Facsimile: 586-5385

DATE: January 28, 2021

TO: CBJ Assembly

FROM: Mila Cosgrove, Incident Commander

RE: **Situational Update –Level 2 Moderate-** Operational Period 28 (12/31/2020 – 1/28/2021)

Overall Community Risk	Disease Situation	Hospital Capacity	Public Health Capacity
Level 2 - Moderate	Overall cases have dropped but community spread based cases continue to occur.	The hospital case load is stable.	Contact tracing is constrained due to difficulty in reaching close contacts.

The Complete CBJ COVID-19 Dashboard can be found [here](https://juneau.org/covid-19) or by going to [Juneau.org/COVID-19](https://juneau.org/covid-19)

Situation Assessment: Our 14 day and 7 day case rate indicators have reduced to the Moderate level. The disease continues to move across all disease acquisition types: community spread, secondary transmission, and travel. A more aggressive strain of COVID-19 has been identified in Alaska. We caution the public to strictly adhere to all health orders related to travel and to continue strict adherence to masking and social distancing when outside your immediate home.

Issues of Note:

There is a new cluster at Wildflower Court. The cluster started with 2 positive staff members and has evolved to include 2 additional staff and 5 residents. The facility has been quarantining since the original two positive staff members. Because it is a congregate living setting, DPH will not include anyone in the cluster outside of staff or residents of the facility. The total cluster is at 9 individuals. As a side note, 70% of staff and residents at Wildflower have received 2 doses of vaccine. DPH is monitoring the situation to see how the situation progresses.

Planning for the second mass vaccine POD is underway. To help eliminate confusion, the PODs are being numbered. The first POD was POD 1 – the initial event was POD1a and the follow up on Feb 5-7 for the second dose will be POD1b. The new POD will be 2, with POD2a occurring on Feb 11 & 12 and the second dose clinic will be POD 2b on March 4-5. Registration for POD2 begins Monday, February 1st at noon.

To date, approximately 18.9% of the community population age 16 and over has received the first dose of COVID vaccine. 5.2% have received their second dose.

Planning continues for the demobilization of the Airport screening and testing operation and the subsequent handoff to Capstone. The planned transition will occur on February 1st.

BRH Testing machine has some delays on the software side that are vendor related which will likely delay the go live date for a short period of time. Revised timeline is mid February.

Daily Numbers Report:

We are reporting 12 new cases today. In addition, DPH uncovered 5 additional resident cases not previously recorded from late fall. None of those 5 individuals were in Juneau during their infectious period.

COVID-19 In Juneau				
	Active	Recovered	Deceased	Cumulative
Resident	35	1,025	5	1,065
Nonresident	2	134	0	136
Total	37	1,159	5	1,201

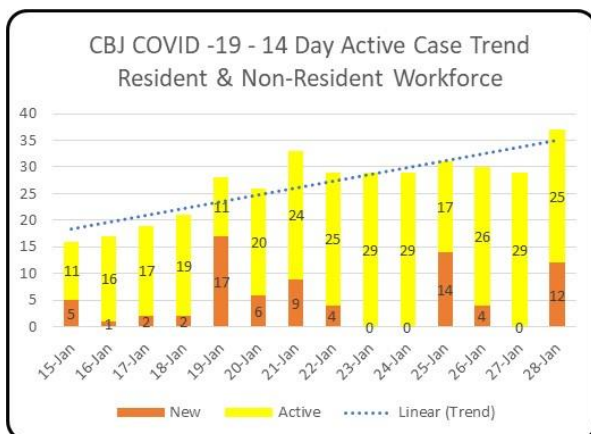
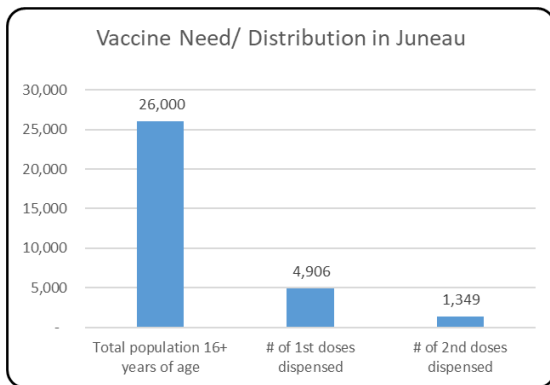
Note: CBJ EOC data may differ from the data reported on the State of Alaska dashboard.

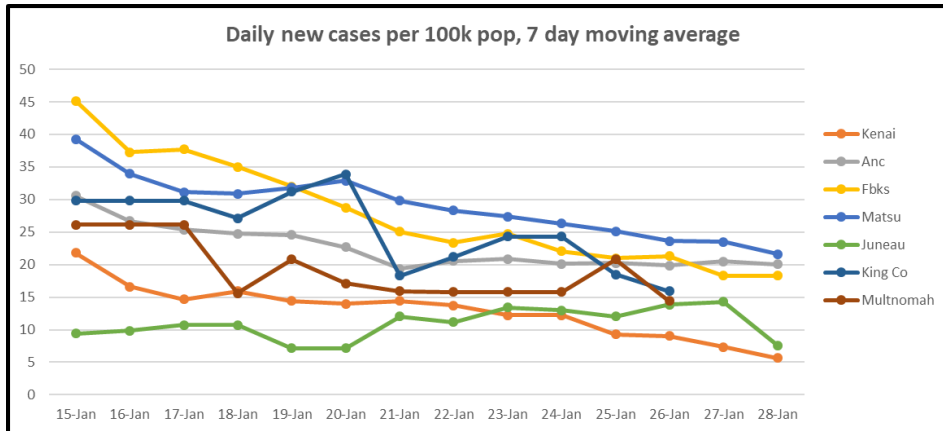
Disease Transmission/Contact Tracing:

The EOC is reporting 11 new resident cases and 1 new nonresident case. 7 of the new cases are associated with the Wildflower Court cluster. Of the resident cases, 9 are secondary and 2 are under investigation. The nonresident case is associated with the mining industry and is under investigation.

The State is reporting 184 new cases today bringing the statewide cumulative total to 53,877 cases.

Testing: 01/27/21: 192 test results were received from the Fulgent Lab with collection dates between 01/24/2021 – 01/26/2021 – 38 tests returned in 1 day, 118 tests returned in 2 days, and 36 tests returned in 3 days.





This chart tracks the number of new cases in the past 7 days, controlled for population. King County (Seattle) and Multnomah County (Portland) are included for context and due to travel frequency. The source data for Alaska is from the SOA dashboard. Out of state data is from the Harvard Global Health Institute (<https://globalepidemics.org/key-metrics-for-covid-suppression/>) and generally lags a day behind most of our other reporting. Policy recommendations at varying levels (<1, <10, <25, 25+) can be found on their website