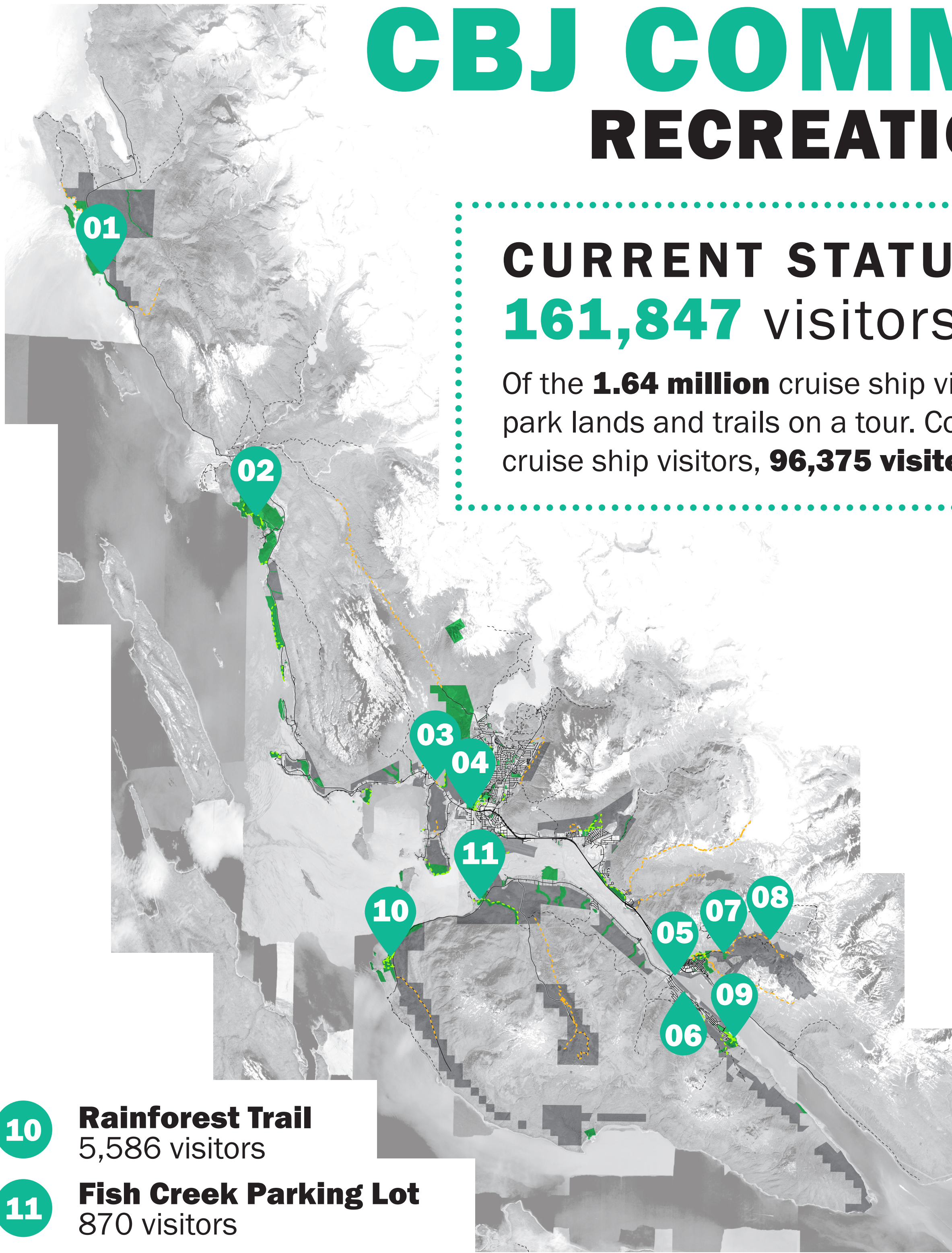


# CBJ COMMERCIAL RECREATION STRATEGY



## CURRENT STATUS

**161,847** visitors on CBJ Land

Of the **1.64 million** cruise ship visitors in 2023, **161,847 visited** CBJ park lands and trails on a tour. Comparatively, in 2022, of the **1.15 million** cruise ship visitors, **96,375 visited** CBJ park lands and trails on a tour.

- 01** **Sunshine Cove**  
0 visitors
- 02** **Amalga Meadows**  
136 visitors
- 03** **Auke Lake Wayside**  
36 visitors
- 04** **Brotherhood Bridge**  
48,905 visitors
- 05** **Overstreet Park**  
63,065 visitors
- 06** **Homestead Park**  
28,183 visitors
- 07** **Last Chance Basin**  
14,791 visitors
- 08** **Perseverance Trail System**  
171 visitors
- 09** **Treadwell Historic Loop Trail**  
104 visitors

- 10** **Rainforest Trail**  
5,586 visitors
- 11** **Fish Creek Parking Lot**  
870 visitors

## CHALLENGES AND ISSUES

outdated **regulations**

Commercial use regulations were **last updated in 2004** and do not address emerging trends or newly appointed CBJ parks and trails.


**Unmanaged permits** midway through 2023 placed **unexpected pressures** on CBJ managed park lands and trails.

## SETTING LIMITS


**management strategies**

The CBJ is limiting **large cruise ships to 5 per day** and negotiating with cruise lines to set **daily visitation limits**.


**2023** busiest day: 21,000 people = 500 people




**2024** busiest day: 17,000 people



**2024** average weekday: 16,000 people



**2024** average weekend: 12,000 people




## THIS PLAN WILL...


Review **commercial recreation use** in Juneau to recommend:



**locations and restrictions**




**carrying capacities**



**intensity of use**



**assessment for needed change**



**adaptive management guidelines**